

2.0-3.5T INTERNAL COMBUSTION PNEUMATIC COUNTERBALANCED FORKLIFT TRUCK

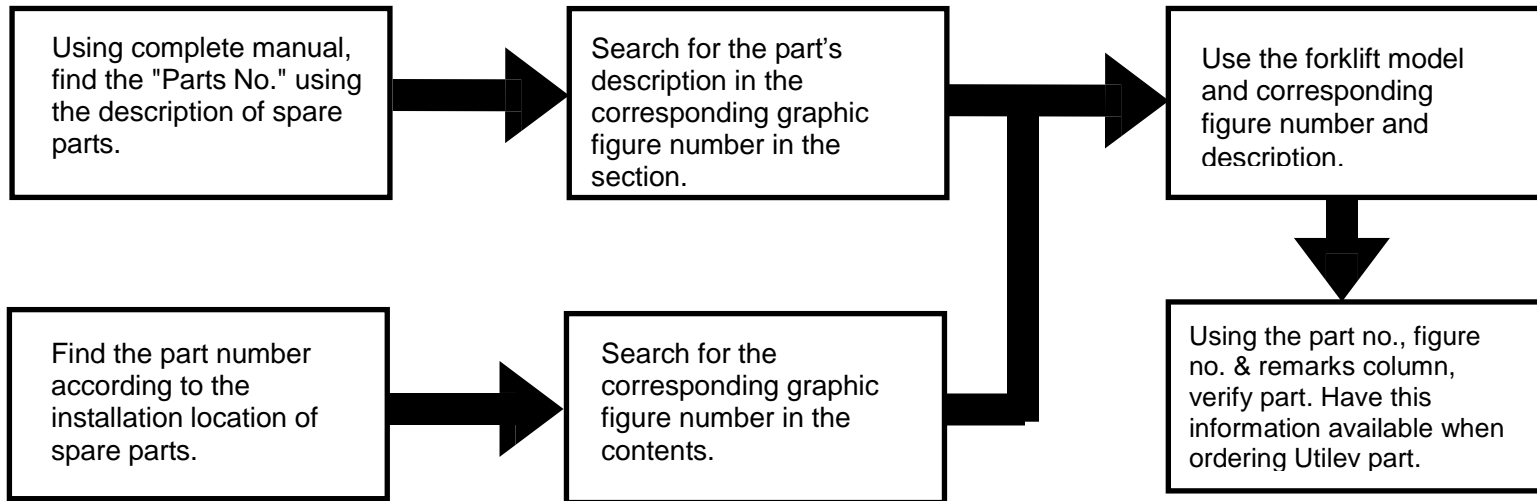
PARTS MANUAL UT20/35P

A281/A285

76502614 (R1)

INFORMATION

- I. This "PARTS MANUAL" illustrates the parts for the 2.0T-3.5T internal combustion counterbalanced forklift truck except the mast parts manual.
- II. For the mast parts please see "MAST PARTS MANUAL".
- . Search methods: Complete manual or by Installation Location (individual sections) on truck.



- To order parts please state forklift model, series no., parts no. and quantity of parts needed.
- To ensure quality, please use only genuine Utilev parts.

ABBREVIATIONS AND CODES:

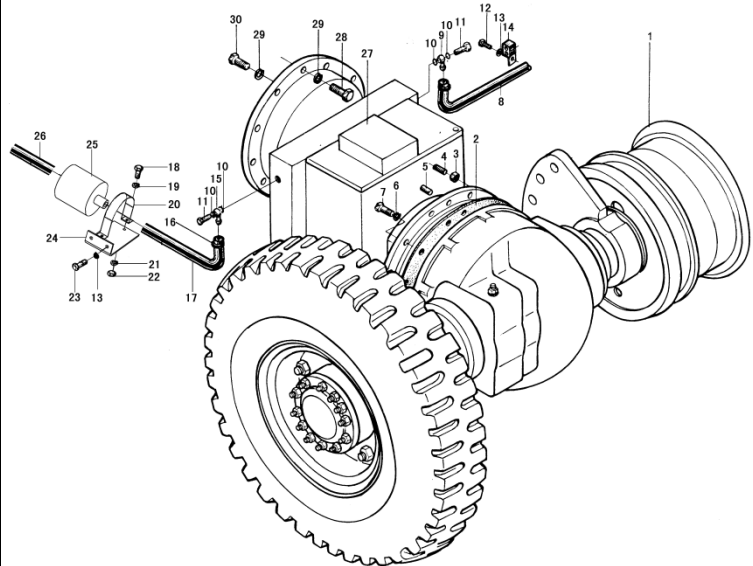
Ⓐ Ⓑ ⒷⓂ Ⓒ ⒸⓂ Ⓔ Ⓕ Ⓖ Ⓡ Ⓢ Ⓣ Ⓤ Ⓥ Ⓦ Ⓧ MODEL NUMBERS
 A1, A2, A3ITEM ASSEMBLY
 INC.INCLUDING
 LHLEFT HAND
 RHRIGHT HAND
 NSS.....NOT SERVICED SEPARATELY
 CE.....CE-FOR EUROPEAN ECONOMIC AREA
 NON CE.....NOT CE APPROVED
 OPS.....OPERATOR PRESENCE SENSING
 Date Format.....(MM-DD-YYYY)

MODEL	ENGINE	MODEL	ENGINE
Ⓐ UT30/35P	YANMAR 3.0L DSL (4TNV94)	Ⓕ UT20/35P	NISSAN 2.5L DUAL (K25)
Ⓑ UT30/35P	YANMAR 3.3L DSL (4TNE98)	Ⓖ UT20/35P	XINCHAI 2.7L DSL (A490BPG-3)
ⒷⓂ UT20/25P	YANMAR 2.6L DSL (4TNE92)	Ⓢ UT20/35P	PSI 2.4L LPG W/O HTR
Ⓒ UT20/35P	MAZDA 2.2L LPG	ⓈⓉ UT20/35P	PSI 2.4L LPG W/HTR
ⒸⓂ UT20/35P	MAZDA 2.2L DUAL	Ⓤ UT20/35P	PSI 2.4L DUAL W/O HTR
Ⓔ UT20/35P	NISSAN 2.5L LPG (K25)	ⓊⓋ UT20/35P	PSI 2.4L DUAL W/HTR

It means that this figure applies to (A) (B) (B1) (C) (C1) (E) (F) (G) (I) (I1) (J) (J1) models.

FIG.1 DRIVING SYSTEM

(A) UT30/35P YAN (4TNV94) (B) UT30/35P YAN (4TNE98) (B1) UT20/25P YAN (4TNE92)
 (C) UT20/35P MAZ LPG (C1) UT20/35P MAZ DF
 (E) UT20/35P NIS LPG (K25) (F) UT20/35P NIS DF (K25) (G) UT20/35P XIN (A490BPG)
 (I) UT20/35P PSI LPG (I1) UT20/35P PSI LPG HTR (J) UT20/35P PSI DF (J1) UT20/35P PSI DF HTR



ITEM	PART NO.	DESCRIPTION	QTY	REMARKS OR SERIAL NO.
1	66XXXXXX	DRIVE AXLE	1	2T
<p>The label here, means that this part can be applied to (A) (B) (B1) (E) (F) (G) model.</p>				
8	66XXXXXX	HOSE ASSY	1	(A) (B) (B1) (E) (F) (G)
8	66XXXXXX	HOSE ASSY	1	(C) (C1) (I) (I1) (J) (J1)
<p>The label here, means that this part can be applied to (C) (C1) (I) (I1) (J) (J1) models.</p>				
10	66XXXXXX	O-RING 26X2.4	4	
12	66XXXXXX	BOLT M8X16	3	
<p>There is no label here, meaning that this part can be applied to all models.</p>				
13	66XXXXXX	WASHER 8	7	

CONTENTS

- | | | |
|---------------------------------------|---|--|
| (A) UT30/35P YANMAR 3.0L DSL (4TNV94) | (B) UT30/35P YANMAR 3.3L DSL (4TNE98) | (B1) UT20/25P YANMAR 2.6L DSL (4TNE92) |
| (C) UT20/35P MAZDA 2.2L LPG | (C1) UT20/35P MAZDA 2.2L DUAL | (E) UT20/35P NISSAN 2.5L LPG (K25) |
| (F) UT20/35P NISSAN 2.5L DUAL (K25) | (G) UT20/35P XINCHAI 2.7L DSL (A490BPG-3) | (I) UT20/35P PSI 2.4L LPG W/O HTR |
| (I1) UT20/35P PSI 2.4L LPG W/HTR | (J) UT20/35P PSI 2.4L DUAL W/O HTR | (J1) UT20/35P PSI 2.4L DUAL W/HTR |

ITEM	DESCRIPTION	SERIAL NO.	PAGE
PART I DRIVING SYSTEM CONTENTS			1-A
FIG.1-1	DRIVING SYSTEM	(A) (B) (B1)	1-1
FIG.1-2	DRIVING SYSTEM	(E) (F)	1-3
FIG.1-3	DRIVING SYSTEM	(C) (C1)	1-5
FIG.1-4	DRIVING SYSTEM	(G)	1-7
FIG.1-5	DRIVING SYSTEM	(I) (I1) (J) (J1)	1-9
FIG.2-1	COOLING HOSE ASSY	(A) (B) (B1) (C) (C1) (E) (F) (G)	1-11
FIG.2-2	COOLING HOSE ASSY	(I) (I1) (J) (J1)	1-12
FIG.3-1	DRIVE AXLE ASSY ≤02-09-2014	ALL MODELS OF TRUCK	1-13
FIG.3-2	DRIVE AXLE ASSY ≥02-09-2014	ALL MODELS OF TRUCK	1-17
FIG.4-1	BRAKE ASSY ≤ 7-22-2013	2.0T-2.5T	1-20
FIG.4-2	BRAKE ASSY-LH ≥ 7-22-2013	2.0T-2.5T	1-24
FIG.4-3	BRAKE ASSY-RH ≥ 7-22-2013	2.0T-2.5T	1-26
FIG.5-1	BRAKE ASSY ≤ 7-22-2013	3.0T-3.5T	1-28
FIG.5-2	BRAKE ASSY-LH ≥ 7-22-2013	3.0T-3.5T	1-31
FIG.5-3	BRAKE ASSY-RH ≥ 7-22-2013	3.0T-3.5T	1-34
FIG.6	FRONT WHEEL (SINGLE TIRE)	2.0T-2.5T	1-37
FIG.7	FRONT WHEEL (SINGLE TIRE)	3.0T-3.5T	1-38

ITEM	DESCRIPTION	SERIAL NO.	PAGE
FIG.8	FRONT WHEEL (DUAL TIRE)	2.0T-2.5T	1-39
FIG.9	FRONT WHEEL (DUAL TIRE)	3.0T-3.5T	1-41
FIG.10	GEAR-BOX	ALL MODELS OF TRUCK	1-43
FIG.11	HYDRAULIC CLUTCH	ALL MODELS OF TRUCK	1-48
FIG.12	COVER CONTROL VALVE, INCHING VALVE	ALL MODELS OF TRUCK	1-50
FIG.13	REDUCTION & DIFFERENTIAL	ALL MODELS OF TRUCK	1-53
FIG.14	CHARGING PUMP	ALL MODELS OF TRUCK	1-56
PART II STEERING SYSTEM CONTENTS			2-A
FIG.1	STEERING AXLE I	ALL MODELS OF TRUCK	2-1
FIG.2	STEERING AXLE II	ALL MODELS OF TRUCK	2-4
FIG.3-1	STEER WHEEL ASSY	2.0T-2.5T	2-5
FIG.3-2	STEER WHEEL ASSY	3.0T-3.5T	2-6
FIG.4	STEERING CYLINDER	ALL MODELS OF TRUCK	2-7
FIG.5	STEERING COLUMN	ALL MODELS OF TRUCK	2-9
FIG.5-1	STEERING COLUMN (SHOCK ABSORPTION)	ALL MODELS OF TRUCK	2-11
FIG.6	STEERING SHAFT	ALL MODELS OF TRUCK	2-14
PART III POWER SYSTEM CONTENTS			3-A
FIG.1-1	POWER SYSTEM-YANMAR	(A) (B) (B1)	3-1
FIG.1-2	POWER SYSTEM-MAZDA & PSI	(C) (C1) (I) (I1) (J) (J1)	3-2
FIG.1-3	POWER SYSTEM-NISSAN	(E) (F)	3-4
FIG.1-4	POWER SYSTEM-XINCHAI	(G)	3-5
FIG.2-1	AIR INTAKE SYSTEM-YANMAR	(A) (B) (B1)	3-6
FIG.2-2	AIR INTAKE SYSTEM-MAZDA & PSI	(C) (C1) (I) (I1) (J) (J1)	3-8

ITEM	DESCRIPTION	SERIAL NO.	PAGE
FIG.2-3	AIR INTAKE SYSTEM-NISSAN LPG	Ⓔ	3-9
FIG.2-4	AIR INTAKE SYSTEM-NISSAN DUAL	Ⓕ	3-10
FIG.2-5	AIR INTAKE SYSTEM-XINCHAI	Ⓖ	3-11
FIG.3-1	HIGH AIR INTAKE SYSTEM	ALL MODELS OF TRUCK	3-12
FIG.3-2	HIGH AIR INTAKE SYSTEM	ALL MODELS OF TRUCK	3-13
FIG.4-1	EXHAUST SYSTEM-YANMAR	Ⓐ Ⓑ Ⓑ1	3-14
FIG.4-2	EXHAUST SYSTEM-MAZDA	Ⓒ Ⓒ1	3-15
FIG.4-3	EXHAUST SYSTEM-NISSAN	Ⓔ Ⓕ	3-18
FIG.4-4	EXHAUST SYSTEM-XINCHAI	Ⓖ	3-19
FIG.4-5	EXHAUST SYSTEM-PSI	Ⓘ Ⓜ Ⓝ Ⓝ1	3-20
FIG.5-1	HIGH EXHAUST SYSTEM-YANMAR	Ⓐ Ⓑ Ⓑ1	3-22
FIG.5-2	HIGH EXHAUST SYSTEM-NISSAN	Ⓔ Ⓕ	3-23
FIG.5-3	HIGH EXHAUST SYSTEM-XINCHAI	Ⓖ	3-24
FIG.6-1	COOLING SYSTEM-YANMAR	Ⓐ Ⓑ Ⓑ1	3-25
FIG.6-2	COOLING SYSTEM-MAZDA	Ⓒ Ⓒ1	3-27
FIG.6-3	COOLING SYSTEM-NISSAN	Ⓔ Ⓕ	3-29
FIG.6-4	COOLING SYSTEM-XINCHAI	Ⓖ	3-31
FIG.6-5	COOLING SYSTEM-PSI	Ⓘ Ⓜ Ⓝ Ⓝ1	3-33
FIG.7-1	FUEL SYSTEM-YANMAR	Ⓐ	3-35
FIG.7-2	FUEL SYSTEM-YANMAR	Ⓑ Ⓑ1	3-37
FIG.7-3	FUEL SYSTEM-MAZDA DUAL	Ⓒ1	3-39
FIG.7-4	FUEL SYSTEM-NISSAN DUAL	Ⓕ	3-41
FIG.7-5	FUEL SYSTEM-XINCHAI	Ⓖ	3-42

ITEM	DESCRIPTION	SERIAL NO.	PAGE
FIG.7-6	FUEL SYSTEM-PSI DUAL	ⓐ ⓑ	3-43
FIG.8	FUEL COVER-LPG	ⓒ ⓓ ⓔ ⓕ	3-45
FIG.9-1	ENGINE MOUNT-YANMAR	ⓐ ⓑ ⓓ	3-46
FIG.9-2	ENGINE MOUNT-MAZDA	ⓒ ⓓ	3-47
FIG.9-3	ENGINE MOUNT-NISSAN	ⓔ ⓕ	3-48
FIG.9-4	ENGINE MOUNT-XINCHAI	ⓖ	3-49
FIG.9-5	ENGINE MOUNT-PSI	ⓓ ⓔ ⓑ ⓓ	3-50
FIG.10	LPG PLUMBING	ⓒ ⓓ ⓔ ⓕ ⓑ ⓓ	3-51
FIG.11-1	GEAR SHAFT-MAZDA	ⓒ ⓓ	3-53
FIG.11-2	GEAR SHAFT-PSI	ⓓ ⓔ ⓑ ⓓ	3-54
FIG.12	DPF AIR INTAKE OPTION	ⓐ ⓑ ⓓ	3-55
FIG.13	DPF EXHAUST OPTION	ⓐ ⓑ ⓓ	3-56
FIG.14	DPF FUEL SYSTEM OPTION	ⓐ ⓑ ⓓ	3-58
FIG.15	DPF-ECU & SOFTWARE	ⓐ ⓑ ⓓ	3-59
PART IV BODY SYSTEM CONTENTS			4-A
FIG.1	COUNTER WEIGHT ASSY	ALL TRUCK MODELS	4-1
FIG.2	LABELS	ALL TRUCK MODELS	4-3
FIG.3-1	SEAT ASSY-S85/90	ALL TRUCK MODELS	4-8
FIG.3-2	SEAT ASSY-SC24	ALL TRUCK MODELS	4-9
FIG.3-3	SEAT ASSY-SC24-18	ALL TRUCK MODELS	4-10
FIG.3-4	SEAT ASSY SN3A-35	N. AMERICA ONLY	4-11
FIG.4	BODY SYSTEM	ALL TRUCK MODELS	4-12
FIG.5	COWL ASSY	ALL TRUCK MODELS	4-14

ITEM	DESCRIPTION	SERIAL NO.	PAGE
FIG.6	HOOD AND FLOOR PLATE ASSY I	ALL TRUCK MODELS	4-16
FIG.7	HOOD AND FLOOR PLATE ASSY II	ALL TRUCK MODELS	4-21
FIG.8	LOCK CATCH ASSY	ALL TRUCK MODELS	4-22
FIG.9	OVERHEAD GUARD	ALL TRUCK MODELS	4-24
PART V CONTROL SYSTEM CONTENTS			5-A
FIG.1-1	BRAKE AND INCHING PEDAL ASSY	ALL MODELS OF TRUCK	5-1
FIG.1-2	BRAKE AND INCHING PEDAL ASSY	ALL MODELS OF TRUCK EXCEPT Ⓒ	5-6
FIG.2	BRAKE PEDAL ASSY	ALL MODELS OF TRUCK	5-10
FIG.3	THROTTLE CONTROL ASSY <02-01-2014	Ⓐ Ⓑ Ⓑ1	5-11
FIG.3-1	THROTTLE CONTROL ASSY >02-01-2014	Ⓐ Ⓑ Ⓑ1	5-13
FIG.4	THROTTLE CONTROL ASSY <02-01-2014	ALL MODELS EXCEPT Ⓐ Ⓑ Ⓑ1	5-15
FIG.4-1	THROTTLE CONTROL ASSY >02-01-2014	ALL MODELS EXCEPT Ⓐ Ⓑ Ⓑ1	5-17
FIG.5	THROTTLE CONTROL ASSY	Ⓒ	5-19
FIG.6	HAND BRAKE CONTROL	ALL MODELS OF TRUCK	5-21
PART VI HYDRAULIC SYSTEM CONTENTS			6-A
FIG.1	HYDRAULIC HOSE ASSY	Ⓐ Ⓑ Ⓑ1	6-1
FIG.2	HYDRAULIC HOSE ASSY	Ⓒ Ⓒ1 Ⓘ Ⓘ1 Ⓝ Ⓝ1	6-3
FIG.3	HYDRAULIC HOSE ASSY	Ⓔ Ⓕ	6-5
FIG.4	HYDRAULIC HOSE ASSY	Ⓒ	6-7
FIG.5	HYDRAULIC TANK ACCESSORY ≤12-23-2012	ALL MODELS OF TRUCK	6-9
FIG.5-1	HYDRAULIC TANK ACCESSORY ≥12-24-2012	ALL MODELS OF TRUCK	6-11
FIG.6	MULTI-WAY LEVER CONTROLS	ALL MODELS OF TRUCK	6-12
FIG.7	MULTI-WAY VALVE ASSY (STANDARD)	ALL MODELS OF TRUCK	6-14

ITEM	DESCRIPTION	SERIAL NO.	PAGE
FIG.7-1	MULTI-WAY VALVE ASSY (OPERATOR PRESENCE)	ALL MODELS OF TRUCK	6-16
FIG.8	TILT HOSES	ALL MODELS OF TRUCK	6-18
FIG.9	STEERING HOSES	Ⓐ Ⓑ Ⓑ1 Ⓔ Ⓕ Ⓖ	6-20
FIG.9-1	STEERING HOSES	Ⓒ Ⓒ1 Ⓘ Ⓜ Ⓝ Ⓟ	6-22
FIG.10	STRAINER ASSY	ALL MODELS OF TRUCK	6-24
PART VII ELECTRICAL SYSTEM CONTENTS			7-A
FIG.1	DASH DISPLAY	ALL MODELS OF TRUCK	7-1
FIG.2	FORWARD/REV LEVERS	ALL MODELS OF TRUCK	7-3
FIG.3	FUSE BOX	ALL MODELS OF TRUCK	7-5
FIG.4	HORN ASSY	ALL MODELS OF TRUCK	7-7
FIG.5	FRONT LIGHTS ASSY	ALL MODELS OF TRUCK	7-8
FIG.6	REAR LIGHTS ASSY	ALL MODELS OF TRUCK	7-10
FIG.7	STROBE LIGHT	ALL MODELS OF TRUCK	7-11
FIG.8	DASH DISPLAY (OPERATOR PRESENCE)	ALL MODELS OF TRUCK	7-12
FIG.9	FUSE BOX (OPERATOR PRESENCE)	ALL MODELS OF TRUCK	7-14
FIG. 10	ELECTRICAL SYSTEM	Ⓔ Ⓕ	7-16
FIG.10-1	ELECTRICAL SYSTEM (OPERATOR PRESENCE)	Ⓔ Ⓕ	7-21
FIG.10-2	OPERATOR PRESENCE SYSTEM	ALL MODELS OF TRUCK	7-26
FIG. 11	ELECTRICAL SYSTEM	Ⓑ Ⓑ1	7-27
FIG.11-1	ELECTRICAL SYSTEM (OPERATOR PRESENCE)	Ⓑ Ⓑ1	7-32
FIG.12	ELECTRICAL SYSTEM (OPERATOR PRESENCE)	Ⓒ Ⓒ1 Ⓘ Ⓜ Ⓝ Ⓟ	7-37
FIG.13	ELECTRICAL SYSTEM	Ⓐ	7-42
FIG.14	ELECTRICAL SYSTEM	Ⓖ	7-46

ITEM	DESCRIPTION	SERIAL NO.	PAGE
FIG.15	HAND BRAKE SWITCH (OPERATOR PRESENCE)	ALL MODELS OF TRUCK	7-50
PART VIII CAB SYSTEM CONTENTS			8-A
FIG.1	OVERVIEW OF CAB	ALL MODELS OF TRUCK	8-1
FIG.2	FRAME SYSTEM	ALL MODELS OF TRUCK	8-2
FIG.2-1	FRAME SYSTEM	ALL MODELS OF TRUCK	8-3
FIG.2-2	FRAME SYSTEM	ALL MODELS OF TRUCK	8-4
FIG.3	TOP WINDOWS SYSTEM	ALL MODELS OF TRUCK	8-8
FIG.4	FRONT WINDOWS SYSTEM	ALL MODELS OF TRUCK	8-10
FIG.5	LEFT DOOR SYSTEM	ALL MODELS OF TRUCK	8-13
FIG.6	RIGHT DOOR SYSTEM	ALL MODELS OF TRUCK	8-16
FIG.7	REAR WINDOWS SYSTEM	ALL MODELS OF TRUCK	8-19
FIG.8	WIPER BOTTLE ASSY (CE ONLY)	ALL MODELS OF TRUCK	8-23
FIG.9	HEATER (NON CE)	ALL MODELS OF TRUCK	8-24
FIG.10	HEATER (CE)	ALL MODELS OF TRUCK	8-25
PART IX MAST PARTS MANUAL			9-A
PART X ENGINE YANMAR 4TNE98			10-A
PART XI ENGINE NISSAN K21-K25			11-A
PART XII NISSAN LPG AND DUAL FUEL SYSTEM			12-A
PART XIII MAZDA BASE ENGINE SYSTEM			13-A
PART XIV MAZDA LPG PARTS MANUAL			14-A
PART XV MAZDA BI-FUEL SYSTEM			15-A
PART XVI XINCHAI A490BPG-3 DSL			16-A
PART XVII YANMAR94 DSL			17-A

ITEM	DESCRIPTION	SERIAL NO.	PAGE
PART XVIII	YANMAR92 DSL		18-A
PART XIX	PSI 2.4L ENGINE		19-A

PART I DRIVING SYSTEM CONTENTS

- | | | |
|-------------------------------------|---|--------------------------------------|
| Ⓐ UT30/35P YANMAR 3.0L DSL (4TNV94) | Ⓑ UT30/35P YANMAR 3.3L DSL (4TNE98) | Ⓑ1 UT20/25P YANMAR 2.6L DSL (4TNE92) |
| Ⓒ UT20/35P MAZDA 2.2L LPG | Ⓒ1 UT20/35P MAZDA 2.2L DUAL | Ⓔ UT20/35P NISSAN 2.5L LPG (K25) |
| Ⓕ UT20/35P NISSAN 2.5L DUAL (K25) | Ⓖ UT20/35P XINCHAI 2.7L DSL (A490BPG-3) | Ⓘ UT20/35P PSI 2.4 LPG W/O HTR |
| Ⓜ UT20/35P PSI 2.4 LPG W/HTR | Ⓜ UT20/35P PSI 2.4 DUAL W/O HTR | Ⓜ1 UT20/35P PSI 2.4 DUAL W/HTR |

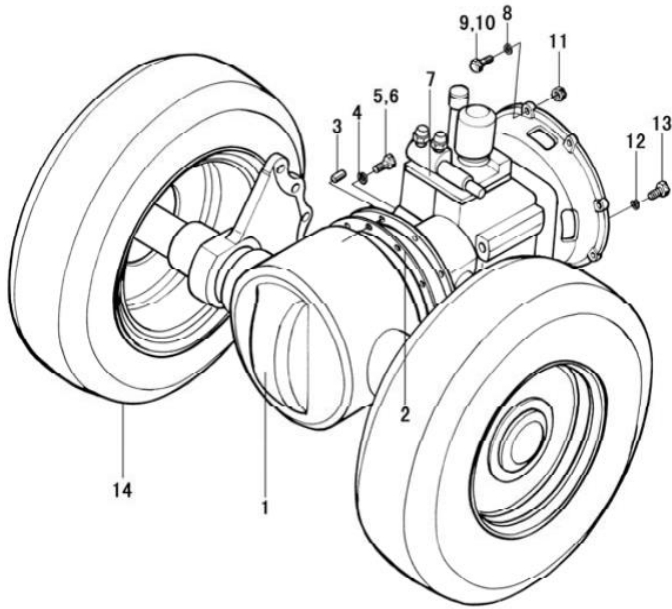
ITEM	DESCRIPTION	SERIAL NO.	PAGE
FIG.1-1	DRIVING SYSTEM	Ⓐ Ⓑ Ⓑ1	1-1
FIG.1-2	DRIVING SYSTEM	Ⓔ Ⓕ	1-3
FIG.1-3	DRIVING SYSTEM	Ⓒ Ⓒ1	1-5
FIG.1-4	DRIVING SYSTEM	Ⓖ	1-7
FIG.1-5	DRIVING SYSTEM	Ⓘ Ⓜ Ⓜ1 Ⓜ	1-9
FIG.2-1	COOLING HOSE ASSY	Ⓐ Ⓑ Ⓑ1 Ⓒ Ⓒ1 Ⓔ Ⓕ Ⓖ	1-11
FIG.2-2	COOLING HOSE ASSY	Ⓘ Ⓜ Ⓜ1 Ⓜ	1-12
FIG.3-1	DRIVE AXLE ASSY ≤02-09-2014	ALL MODELS OF TRUCK	1-13
FIG.3-2	DRIVE AXLE ASSY ≥02-09-2014	ALL MODELS OF TRUCK	1-17
FIG.4-1	BRAKE ASSY ≤ 7-22-2013	2.0T-2.5T	1-20
FIG.4-2	BRAKE ASSY-LH ≥ 7-22-2013	2.0T-2.5T	1-24
FIG.4-3	BRAKE ASSY-RH ≥ 7-22-2013	2.0T-2.5T	1-26
FIG.5-1	BRAKE ASSY ≤ 7-22-2013	3.0T-3.5T	1-28
FIG.5-2	BRAKE ASSY-LH ≥ 7-22-2013	3.0T-3.5T	1-31
FIG.5-3	BRAKE ASSY-RH ≥ 7-22-2013	3.0T-3.5T	1-34
FIG.6	FRONT WHEEL (SINGLE TIRE)	2.0T-2.5T	1-37
FIG.7	FRONT WHEEL (SINGLE TIRE)	3.0T-3.5T	1-38
FIG.8	FRONT WHEEL (DUAL TIRE)	2.0T-2.5T	1-39

FIG.9	FRONT WHEEL (DUAL TIRE)	3.0T-3.5T	1-41
FIG.10	GEAR-BOX	ALL MODELS OF TRUCK	1-43
FIG.11	HYDRAULIC CLUTCH	ALL MODELS OF TRUCK	1-48
FIG.12	COVER CONTROL VALVE, INCHING VALVE	ALL MODELS OF TRUCK	1-50
FIG.13	REDUCTION & DIFFERENTIAL	ALL MODELS OF TRUCK	1-53
FIG.14	CHARGING PUMP	ALL MODELS OF TRUCK	1-56

Date format (MM-DD-YYYY)

FIG.1-1 DRIVING SYSTEM

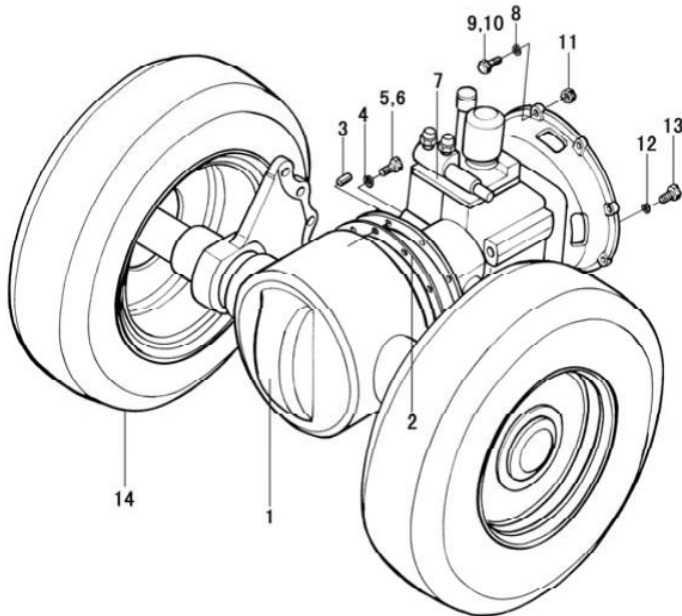
Ⓐ UT30/35P YAN (4TNV94) Ⓑ UT30/35P YAN (4TNE98) Ⓒ UT20/25P YAN (4TNE92)



ITEM	PART NO.	DESCRIPTION	QTY	REMARKS OR SERIAL NO.
1	66000327	DRIVE AXLE ASSY	1	2T SEE FIG.3-1 ≤02-14-2014
1	66011565	DRIVE AXLE ASSY-DUAL	1	2T SEE FIG.3-1 ≤02-14-2014
1	66300171	DRIVE AXLE ASSY	1	2T SEE FIG.3-2 ≥02-14-2014
1	66300172	DRIVE AXLE ASSY-DUAL	1	2T SEE FIG.3-2 ≥02-14-2014
1	66002660	DRIVE AXLE ASSY	1	3T SEE FIG.3-1 < 02-14-2014
1	66011570	DRIVE AXLE ASSY-DUAL	1	3T NSS SEE FIG.3-1 < 02-14-2014
1	66300173	DRIVE AXLE ASSY	1	3T SEE FIG.3-2 > 02-14-2014
1	66300174	DRIVE AXLE ASSY-DUAL	1	3T NSS SEE FIG.3-2 > 02-14-2014
2	66000326	GASKET	1	2T ≤10-15-2014
2	66002659	GASKET	1	3T ≤10-15-2014
2	76502621	SEALANT	1	>10-15-2014
3	66301220	PIN B8X25	1	2T
3	66301221	PIN B10X25	1	3T
4	66000066	WASHER 10	18	2T
4	66000067	WASHER 12	12	3T

FIG.1-1 DRIVING SYSTEM

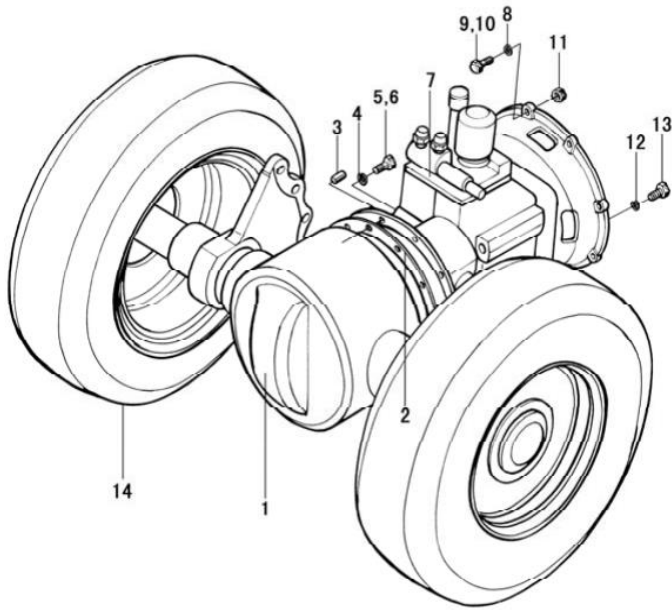
Ⓐ UT30/35P YAN (4TNV94) Ⓑ UT30/35P YAN (4TNE98) Ⓒ UT20/25P YAN (4TNE92)



ITEM	PART NO.	DESCRIPTION	QTY	REMARKS OR SERIAL NO.
5	66000126	BOLT M10X35	8	2T
5	66000130	BOLT M12X40	10	3T
6	66000125	BOLT M10X30	2	2T
6	66000129	BOLT M12X30	2	3T
7	66000841	TRANSMISSION ASSY	1	2T
7	66002719	TRANSMISSION ASSY	1	3T
8	66000137	BOLT M10X1.25X35	8	
9-11	NO PART NO.	NOT NEEDED FOR THESE ENGINES	N/A	
12	66000065	WASHER 8	12	
13	66000938	BOLT M8X20	12	
14	SEE FIG.6 2T SEE FIG.7 3T	WHEEL ASSY-SINGLE	2	SOLD SEPARATELY
14	SEE FIG.8 2T SEE FIG.9 3T	ASSY-DUAL	2	SOLD SEPARATELY

FIG.1-2 DRIVING SYSTEM

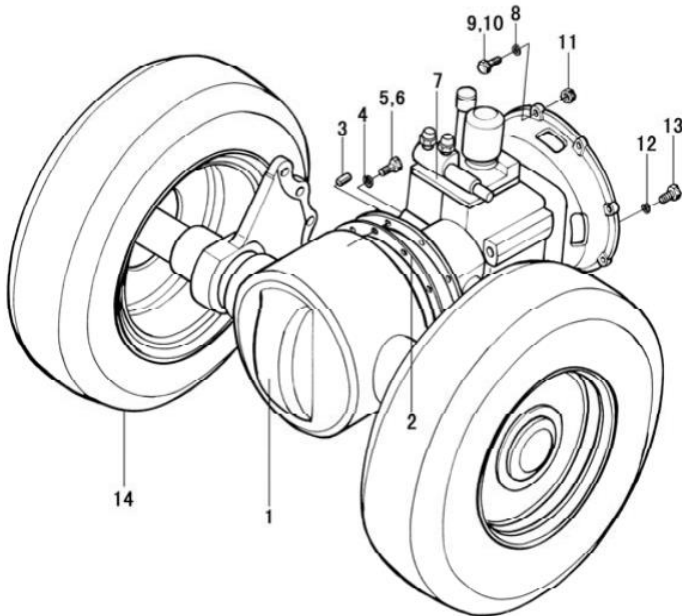
Ⓔ UT20/35P NIS LPG (K25) Ⓕ UT20/35P NIS DF (K25)



ITEM	PART NO.	DESCRIPTION	QTY	REMARKS OR SERIAL NO.
1	66000327	DRIVE AXLE ASSY	1	2T SEE FIG.3-1 ≤02-14-2014
1	66011565	DRIVE AXLE ASSY-DUAL	1	2T SEE FIG.3-1 ≤02-14-2014
1	66300171	DRIVE AXLE ASSY	1	2T SEE FIG.3-2 ≥02-14-2014
1	66300172	DRIVE AXLE ASSY-DUAL	1	2T SEE FIG.3-2 ≥02-14-2014
1	66002660	DRIVE AXLE ASSY	1	3T SEE FIG.3-1 < 02-14-2014
1	66011570	DRIVE AXLE ASSY-DUAL	1	3T NSS SEE FIG.3-1 < 02-14-2014
1	66300173	DRIVE AXLE ASSY	1	3T SEE FIG.3-2 > 02-14-2014
1	66300174	DRIVE AXLE ASSY-DUAL	1	3T NSS SEE FIG.3-2 > 02-14-2014
2	66000326	GASKET	1	2T
2	66002659	GASKET	1	3T
3	66000077	PIN B8X30	1	2T
3	66301187	PIN B10X30	1	3T
4	66000066	WASHER 10	26	2T
4	66000067	WASHER 12	12	3T
5	66000126	BOLT M10X35	8	2T

FIG.1-2 DRIVING SYSTEM

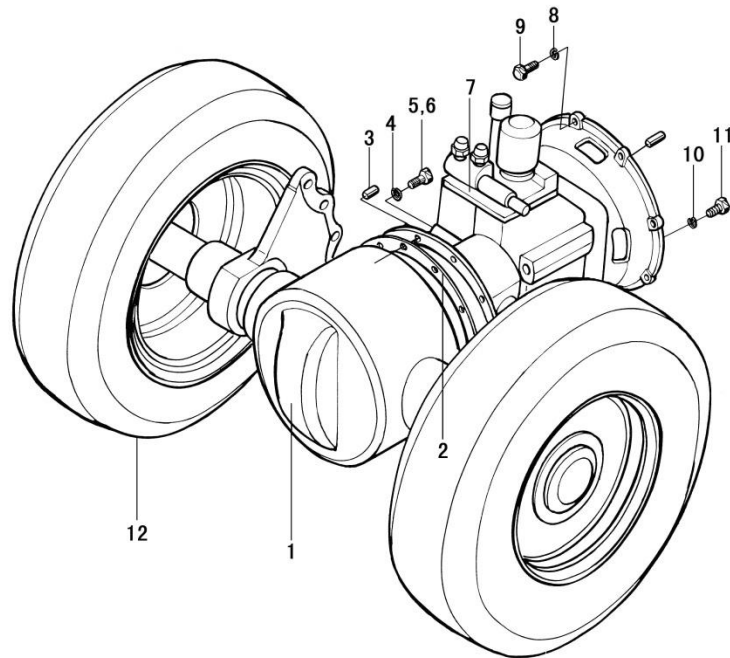
Ⓔ UT20/35P NIS LPG (K25) Ⓕ UT20/35P NIS DF (K25)



ITEM	PART NO.	DESCRIPTION	QTY	REMARKS OR SERIAL NO.
5	66000130	BOLT M12X40	10	3T
6	66000125	BOLT M10X30	2	2T
6	66000129	BOLT M12X30	2	3T
7	66000843	TRANSMISSION ASSY	1	2T
7	66002721	TRANSMISSION ASSY	1	3T
8	66000066	WASHER 10	AR	
9	66000108	BOLT M10X45	6	
10	66000131	BOLT M10X1.25X35	2	
11	66000147	NUT M10	6	
12	66000065	WASHER 8	12	
13	66000938	BOLT M8X20	12	
14	SEE FIG.6 2T SEE FIG.7 3T	WHEEL ASSY-SINGLE	2	SOLD SEPARATELY
14	SEE FIG.8 2T SEE FIG.9 3T	WHEEL ASSY-DUAL	2	SOLD SEPARATELY

FIG.1-3 DRIVING SYSTEM

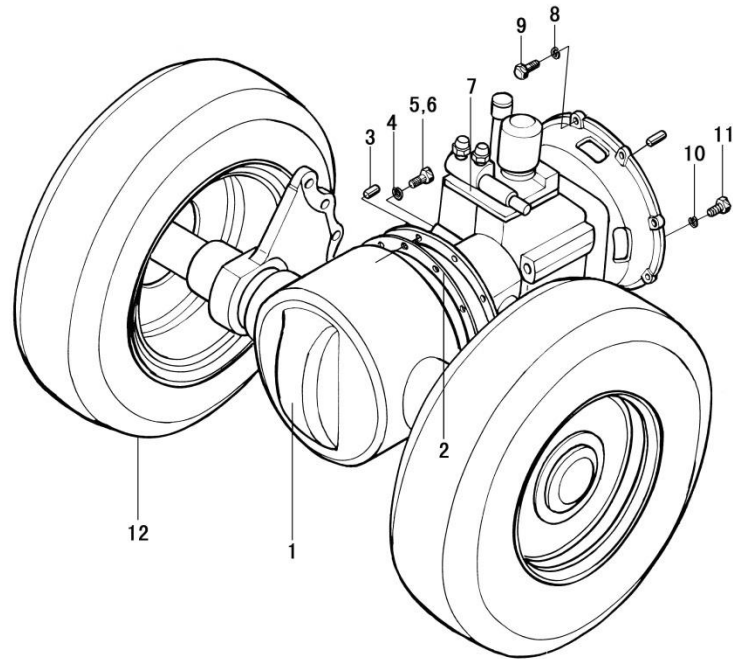
©UT20/35P MAZ LPG ©1 UT20/35P MAZ DF



ITEM	PART NO.	DESCRIPTION	QTY	REMARKS OR SERIAL NO.
1	66000327	DRIVE AXLE ASSY	1	2T SEE FIG.3-1 ≤02-14-2014
1	66300171	DRIVE AXLE ASSY	1	2T SEE FIG.3-2 ≥02-14-2014
1	66002660	DRIVE AXLE ASSY	1	3T SEE FIG.3-1 < 02-14-2014
1	66300173	DRIVE AXLE ASSY	1	3T SEE FIG.3-2 > 02-14-2014
2	66000326	GASKET	1	2T <10-15-2014
2	66002659	GASKET	1	3T <10-15-2014
2	76502621	SEALANT		≥10-15-2014
3	66000077	PIN B8X30	12	2T
3	66301187	PIN B10X30	1	3T
4	66000066	WASHER 10	18	2T
4	66000067	WASHER 12	12	3T
5	66000126	BOLT M10X35	8	2T
5	66000129	BOLT M12X30	2	3T
6	66000125	BOLT M10X30	2	2T
6	66000130	BOLT M12X40	10	3T

FIG.1-3 DRIVING SYSTEM

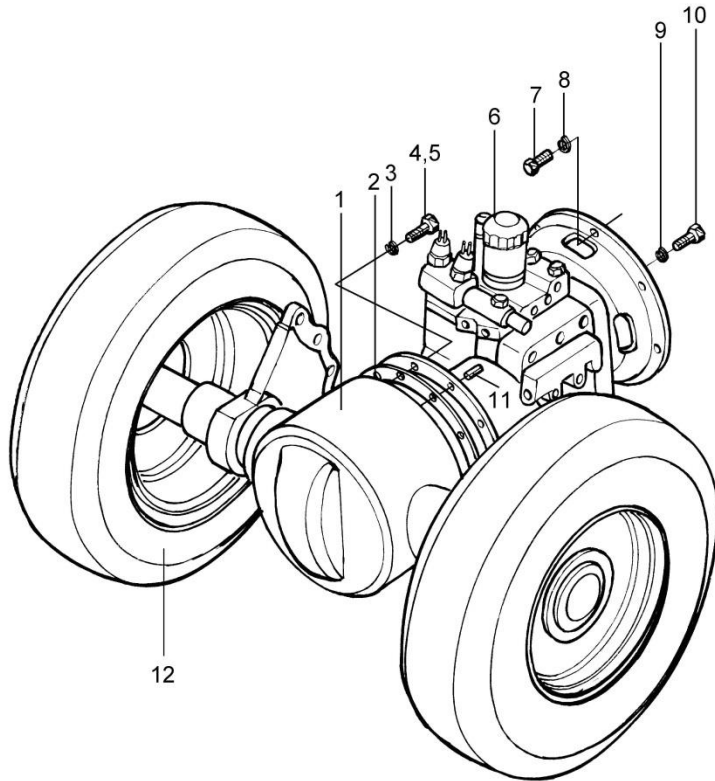
©UT20/35P MAZ LPG ©UT20/35P MAZ DF



ITEM	PART NO.	DESCRIPTION	QTY	REMARKS OR SERIAL NO.
7	66011532	TRANSMISSION ASSY	1	2T
7	66011547	TRANSMISSION ASSY	1	3T
8	66000066	WASHER 10	8	
9	66000137	BOLT M10X1.25X35	8	
10	66000065	WASHER 8	12	
11	66000116	BOLT M8X18	12	2T
11	66000938	BOLT M8X20	12	3T
12	SEE FIG.6 2T SEE FIG.7 3T	WHEEL ASSY-SINGLE	2	SOLD SEPARATELY

FIG.1-4 DRIVING SYSTEM

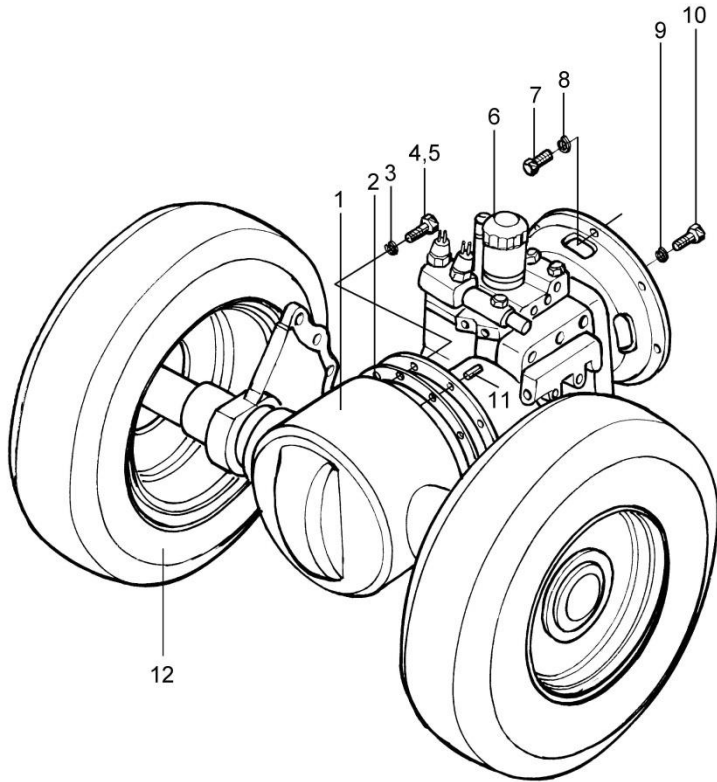
©UT20/35P XIN (A490BPG)



ITEM	PART NO.	DESCRIPTION	QTY	REMARKS OR SERIAL NO.
1	66300171	DRIVE AXLE ASSY	1	2T SEE FIG.3-1
1	66300172	DRIVE AXLE ASSY-DUAL	1	2T SEE FIG.3-1
1	66300173	DRIVE AXLE ASSY	1	3T SEE FIG.3-2
1	66300174	DRIVE AXLE ASSY-DUAL	1	3T NSS SEE FIG.3-2
2	76502621	SEALANT	1	
3	66000066	WASHER 10	10	2T
3	66000067	WASHER 12	10	3T
4	66000126	BOLT M10X35	8	2T
4	66000130	BOLT M12X30	2	3T
5	66000125	BOLT M10X30	2	2T
5	66000129	BOLT M12X30	10	3T
6	66301010	TRANSMISSION ASSY	1	2T
6	66301011	TRANSMISSION ASSY	1	3T
7	66000126	BOLT M10X35	9	
8	66000066	WASHER 10	9	

FIG.1-4 DRIVING SYSTEM

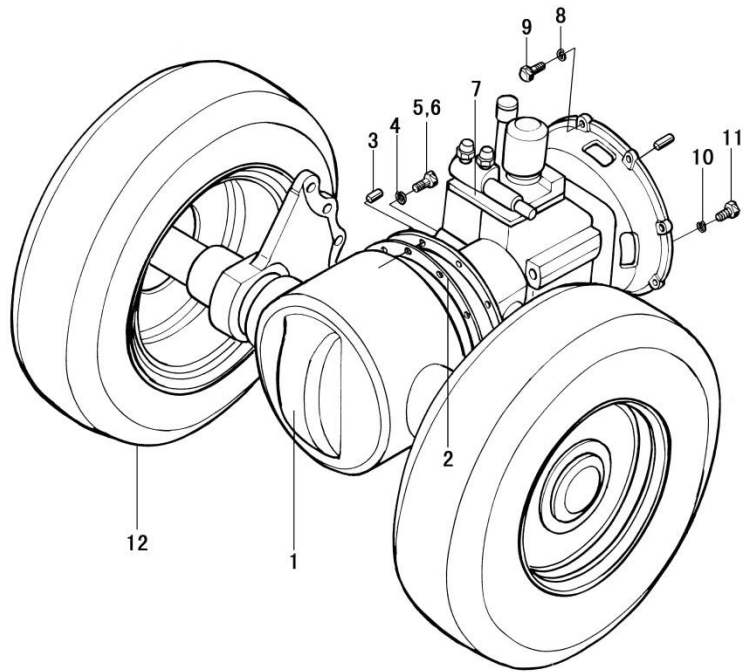
©UT20/35P XIN (A490BPG)



ITEM	PART NO.	DESCRIPTION	QTY	REMARKS OR SERIAL NO.
9	66000065	WASHER 8	6	
10	66000118	BOLT M8X25	6	2T
10	66000938	BOLT M8X20	6	3T
11	66301220	PIN B8X25	1	2T
11	66301221	PIN B10X25	1	3T
12	SEE FIG.6 2T SEE FIG.7 3T	WHEEL ASSY-SINGLE	1	SOLD SEPARATELY
12	SEE FIG.8 2T SEE FIG.9 3T	WHEEL ASSY-DUAL	1	SOLD SEPARATELY

FIG.1-5 DRIVING SYSTEM

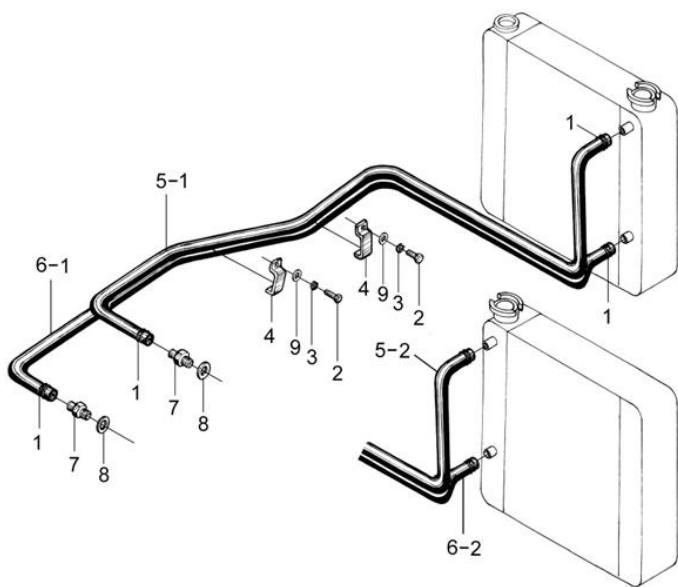
① UT20/35P PSI LPG ⑪ UT20/35P PSI LPG HTR ⑨ UT20/35P PSI DF ⑫ UT20/35P PSI DF HTR



ITEM	PART NO.	DESCRIPTION	QTY	REMARKS OR SERIAL NO.
1	66300171	DRIVE AXLE ASSY	1	2T SEE FIG.3-2
1	66300173	DRIVE AXLE ASSY	1	3T SEE FIG.3-2
2	76502621	SEALANT	1	
3	66301220	PIN B8X25	12	2T
3	66301221	PIN B10X25	1	3T
4	66000066	WASHER 10	18	2T
4	66000067	WASHER 12	12	3T
5	66000126	BOLT M10X35	8	2T
5	66000129	BOLT M12X30	2	3T
6	66000125	BOLT M10X30	2	2T
6	66000130	BOLT M12X40	10	3T
7	66000841	TRANSMISSION ASSY	1	2T
7	66002719	TRANSMISSION ASSY	1	3T
8	66000066	WASHER 10	8	
9	66000137	BOLT M10X1.25X35	8	

FIG.2-1 COOLING HOSE ASSY

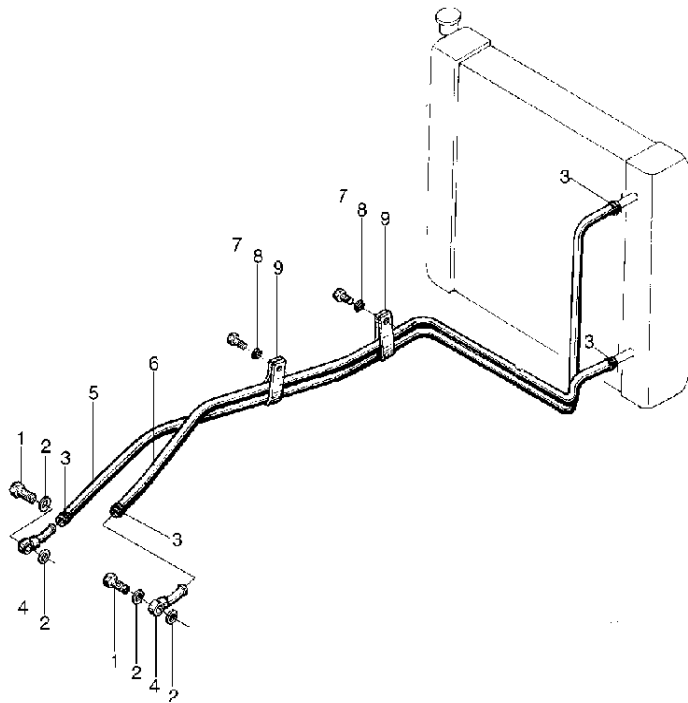
Ⓐ UT30/35P YAN (4TNV94) Ⓑ UT30/35P YAN (4TNE98) Ⓑ1 UT20/25P YAN (4TNE92)
 Ⓒ UT20/35P MAZ LPG Ⓒ1 UT20/35P MAZ DF
 Ⓔ UT20/35P NIS LPG (K25) Ⓕ UT20/35P NIS DF (K25) Ⓖ UT20/35P XIN (A490BPG)



ITEM	PART NO.	DESCRIPTION	QTY	REMARKS OR SERIAL NO.
1	66000599	CLAMP 23	4	
2	66000113	BOLT M8X12	4	
3	66000065	WASHER 8	4	
4	66000373	CLAMP	4	
5-1	66000372	HOSE,L=2100	1	Ⓐ Ⓑ Ⓑ1 Ⓖ
5-2	66000586	HOSE,L=1500	1	Ⓒ Ⓒ1 Ⓔ Ⓕ
6-1	66011631	HOSE,L=2400	1	Ⓐ Ⓑ Ⓑ1 Ⓖ
6-2	66000586	HOSE,L=1500	1	Ⓒ Ⓒ1 Ⓔ Ⓕ
7	66000371	FITTING	2	
8	66000264	WASHER 14	2	
9	66000163	WASHER 8	4	

FIG.2-2 COOLING HOSE ASSY

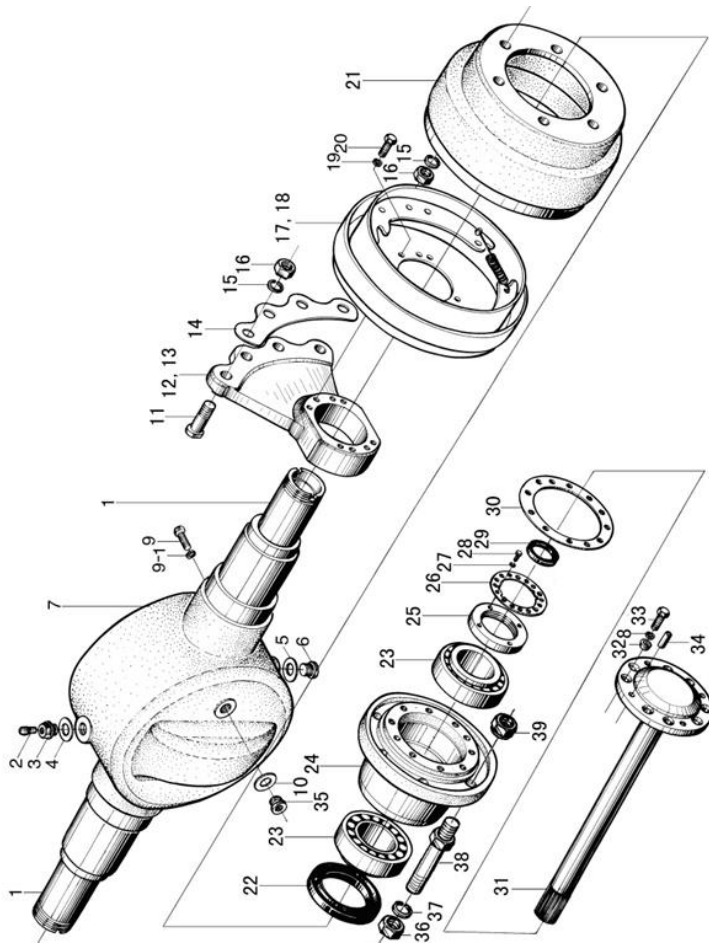
① UT20/35P PSI LPG ①① UT20/35P PSI LPG HTR ② UT20/35P PSI DF ②① UT20/35P PSI DF HTR



ITEM	PART NO.	DESCRIPTION	QTY	REMARKS OR SERIAL NO.
1	66002880	BOLT	2	
2	66000264	WASHER 14	4	
3	66002697	CLAMP 20	4	
4	66002883	FITTING	2	
5	66301167	HOSE L=2200	1	
6	66301168	HOSE L=1800	1	
7	66000113	BOLT M8X12	3	
8	66000065	WASHER 8	3	
9	66000373	CLAMP	2	

FIG.3-1 DRIVE AXLE ASSY
<02-09-2014

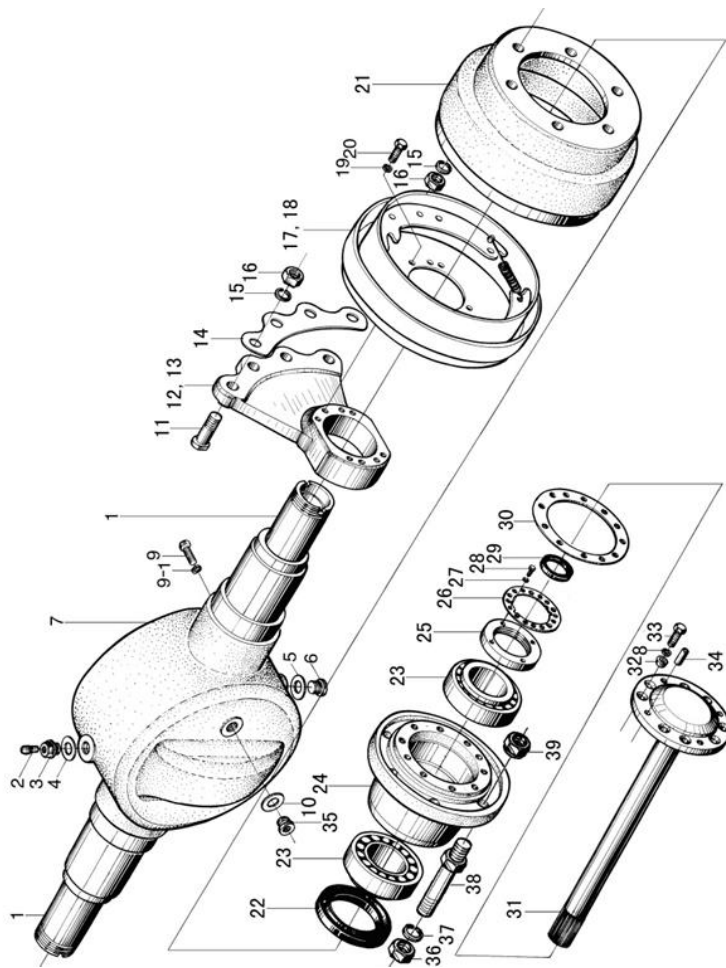
ALL MODELS OF TRUCK



ITEM	PART NO.	DESCRIPTION	QTY	REMARKS OR SERIAL NO.
A1	SEE FIG.1-1 THRU 1-5	DRIVE AXLE	2	INC:1, 7, 9 & 9-1
1	NO PART NO.	SPINDLE (PLUG)	2	NSS
2	66000609	VENTED PLUG Z1/8	1	<10-01-2013
3	66000399	FITTING	1	USE W/ 66000609 <10-01-2013
2	66011136	VENTED PLUG Z1/8	1	≥ 10-01-2013
3	66011062	FITTING	1	USE WITH 66011136 ≥ 10-01-2013
4	66000266	WASHER 22	1	
5	66000265	WASHER 20	1	
6	66000398	PLUG	1	
7	NO PART NO.	HOUSING-AXLE	1	NSS
A2	66004507	AXLE W/ PLUGS	1	2T INC:1 & 7
8	66002645	WASHER 12	18	
9	66000130	BOLT M12X40	2	2T
9	66002644	BOLT M12X45	2	3T
9-1	66000067	WASHER 12	8	

FIG.3-1 DRIVE AXLE ASSY
 <02-09-2014

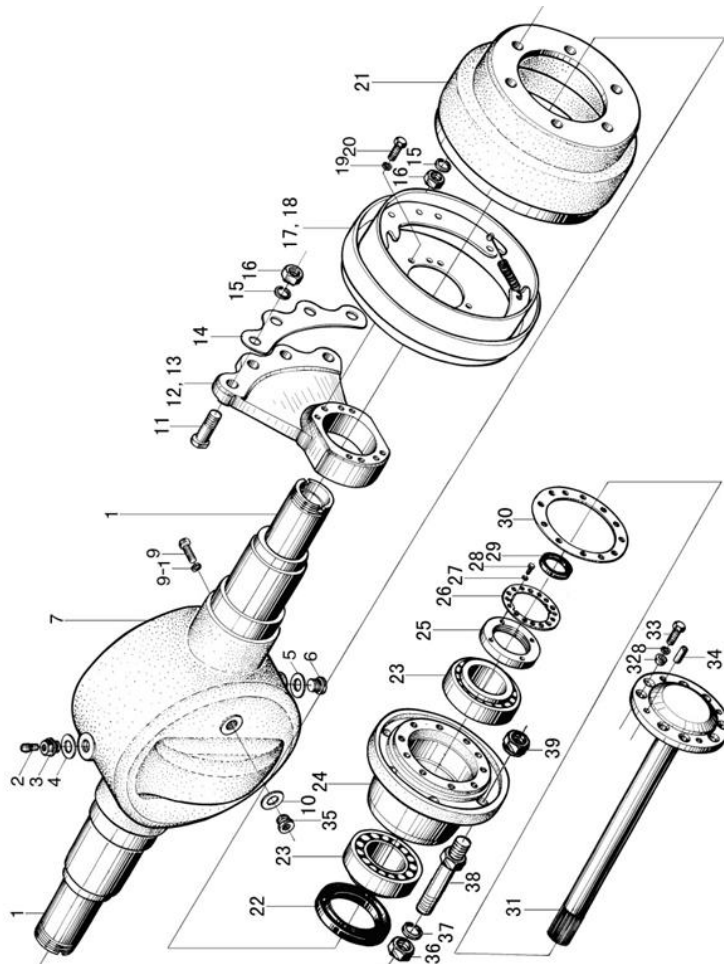
ALL MODELS OF TRUCK



ITEM	PART NO.	DESCRIPTION	QTY	REMARKS OR SERIAL NO.
10	66002796	WASHER 16	1	
11	66000394	BOLT	8	
12	66000328	BRACKET-LH	1	2T
12	66002673	BRACKET-LH	1	3T
13	66000330	BRACKET-RH	1	2T
13	66002675	BRACKET-RH	1	3T
14	66000393	PLATE	1	
15	66000070	WASHER 20	8	
16	66000150	NUT M20X1.5	8	
17	SEE FIG.4-1 THRU 4-3	BRAKE ASSY-LH	1	2T
17	SEE FIG.5-1 THRU 5-3	BRAKE ASSY-LH	1	3T
18	SEE FIG.4-1 THRU 4-3	BRAKE ASSY-RH	1	2T
18	SEE FIG.5-1 THRU 5-3	BRAKE ASSY-RH	1	3T
19	66000068	WASHER 14	16	
20	66000140	BOLT M14X1.5X30	16	2T

FIG.3-1 DRIVE AXLE ASSY
 <02-09-2014

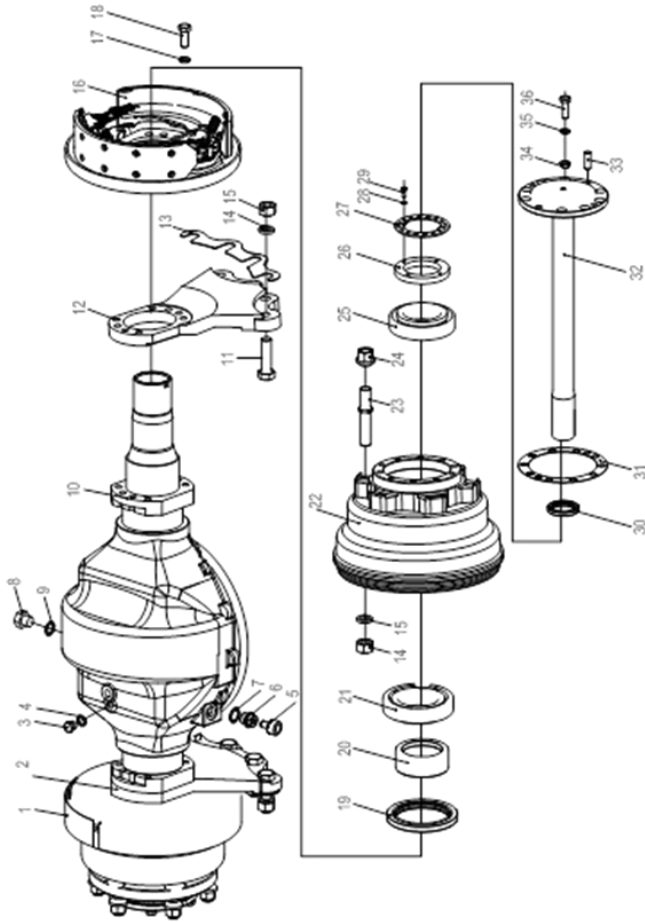
ALL MODELS OF TRUCK



ITEM	PART NO.	DESCRIPTION	QTY	REMARKS OR SERIAL NO.
20	66002679	BOLT	16	3T
21	66000332	BRAKE DRUM	2	2T
21	66002676	BRAKE DRUM	2	3T
22	66000183	OIL SEAL SD100X140X12	2	
23	66000403	BEARING 7815	4	
24	66000334	HUB	2	2T
24	66002677	HUB	2	3T
25	66000395	LOCK NUT	2	
26	66000396	LOCK SHIM	2	
27	66000064	WASHER 6	4	
28	66000109	BOLT M6X12	4	
29	66000182	OIL SEAL PD45X62X12	2	
30	66000400	GASKET	2	
31	66000333	SHAFT- AXLE	2	2T
31	66002661	SHAFT- AXLE	2	3T

FIG.3-2 DRIVE AXLE ASSY
 ≥ 02-09-2014

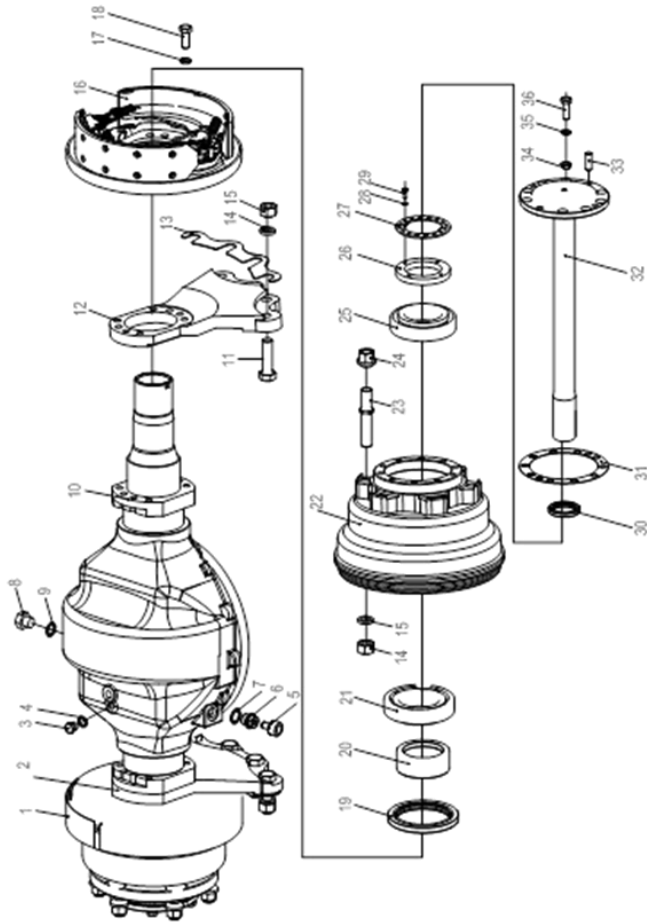
ALL MODELS OF TRUCK



ITEM	PART NO.	DESCRIPTION	QTY	REMARKS OR SERIAL NO.
1	SEE FIG.4-2	BRAKE ASSY-LH	1	2T
1	SEE FIG.5-2	BRAKE ASSY-LH	1	3T
2	66300048	BRACKET-LH	1	2T
2	66300054	BRACKET-LH	1	3T
3	66000268	PLUG M16X1.5	1	
4	66002796	WASHER M16	1	
5	66011136	VENTED PLUG	1	
6	66011062	PLUG	1	
7	66000266	WASHER M22	1	
8	66000398	PLUG	1	
9	66000265	WASHER M20	1	
10	66300051	DRIVE AXLE HOUSING	1	2T
10	66300053	DRIVE AXLE HOUSING	1	3T
11	66000394	BOLT	8	
12	66300049	BRACKET-RH	1	2T

FIG.3-2 DRIVE AXLE ASSY
 ≥ 02-09-2014

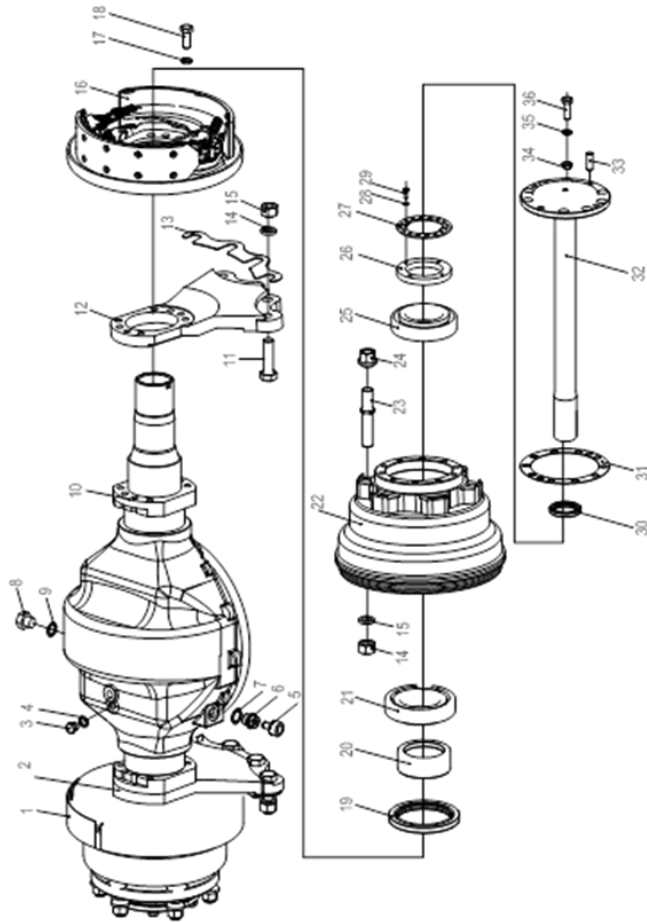
ALL MODELS OF TRUCK



ITEM	PART NO.	DESCRIPTION	QTY	REMARKS OR SERIAL NO.
12	66300055	BRACKET-RH	1	3T
13	66000393	PLATE	1	
14	66000070	WASHER M20	20	
15	66000150	NUT M20X1.5	20	
16	SEE FIG.4-3	BRAKE ASSY-RH	1	2T
16	SEE FIG.5-3	BRAKE ASSY-RH	1	3T
17	66300112	WASHER M14	16	
18	66300044	BOLT	16	
19	66300047	OIL SEAL-FB105X140X12	2	
20	66300042	OIL SEAL	2	
21	66300046	BEARING 7816	2	
22	66300041	HUB	2	2T
22	66300043	HUB	2	3T 1 PIECE SINGLE TIRE
22	66300675	HUB	2	3T DUAL TIRE
23	66000335	BOLT	12	2T SINGLE TIRE
23	66000329	BOLT	12	2T DUAL TIRES

FIG.3-2 DRIVE AXLE ASSY
 ≥ 02-09-2014

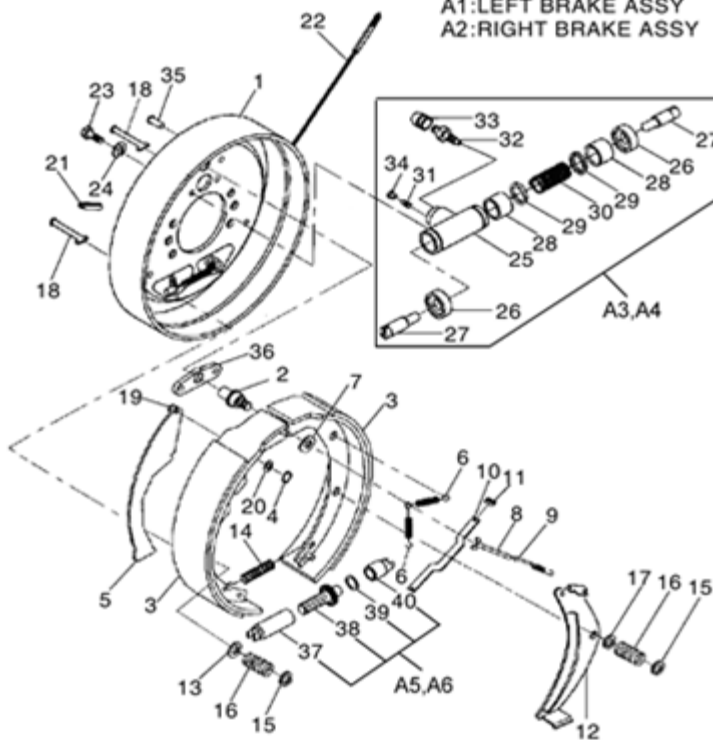
ALL MODELS OF TRUCK



ITEM	PART NO.	DESCRIPTION	QTY	REMARKS OR SERIAL NO.
23	66002678	BOLT	12	3T SINGLE TIRE
23	66002674	BOLT	12	3T DUAL TIRE
24	66000397	NUT	12	
25	66000403	BEARING 7815	2	
26	66000395	LOCK NUT	2	
27	66000396	SHIM	2	
28	66000064	WASHER M6	4	
29	66000109	BOLT M6X12	4	
30	66000182	OIL SEAL PD45X62X12	2	
31	66000400	GASKET	2	
32	66300050	AXLE SHAFT	2	2T
32	66300052	AXLE SHAFT	2	3T
33	NO PART NO.			NSS
34	NO PART NO.			NSS
35	NO PART NO.			NSS
36	66300045	BOLT	20	

FIG.4-1 BRAKE ASSY ≤12-31-2013

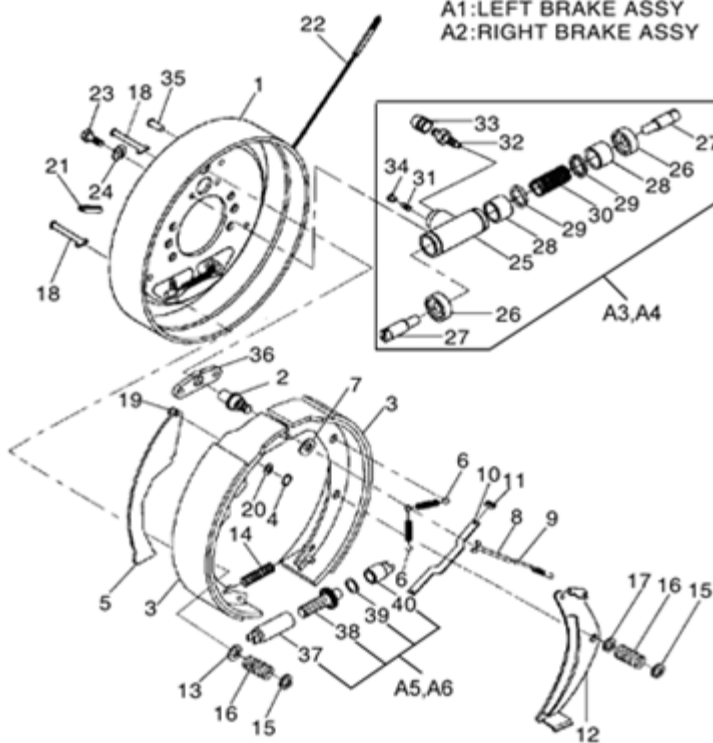
2.0T-2.5T



ITEM	PART NO.	DESCRIPTION	QTY	REMARKS OR SERIAL NO.
A1	66000336	BRAKE ASSY-LH	1	
A2	66000339	BRAKE ASSY-RH	1	
1	66000886	BRAKEPLATE ASSY-LH	1	INC:1,2,36
1	66000887	BRAKEPLATE ASSY-RH	1	INC:1,2,36
2	NO PART NO.	PIN	1	
3	66000888	BRAKE SHOE	2	
4	66000890	LOCK WASHER	1	
5	66000874	BRAKE LEVER-LH	1	
5	66000875	BRAKE LEVER-RH	1	
6	66000889	SPRING, SHOE RETURN	2	
7	66000881	TOGGLE-SHOE GUIDE	1	
8	66000884	LINK-LEVER	1	
9	66000872	LINK-ACTUATOR	1	
10	66000876	STRUT	1	
11	66001071	SPRING	1	

FIG.4-1 BRAKE ASSY ≤12-31-2013

2.0T-2.5T



ITEM	PART NO.	DESCRIPTION	QTY	REMARKS OR SERIAL NO.
12	66000882	ADJUST LEVER-LH	1	
12	66000883	ADJUST LEVER-RH	1	
13	66000885	WASHER, CUP	1	
14	66000873	SPRING	1	
15	66000879	WASHER, CUP	4	
16	66000877	SPRING	4	
17	66000880	WASHER, CUP	4	
18	66000878	PIN-SHOE HOLD	4	
19	66000866	PIN-LEVER	1	
20	66000867	SHIM-CLIP	1	
21	66000868	PLUG-RUBBER	1	
22	66000404	CABLE-CONTROL-LH	1	
22	66000405	CABLE-CONTROL-RH	1	
23	66000105	BOLT M8X16	2	
24	66000065	WASHER 8	2	

FIG.4-1 BRAKE ASSY ≤12-31-2013

2.0T-2.5T

ITEM	PART NO.	DESCRIPTION	QTY	REMARKS OR SERIAL NO.
A3	66000858	WHEEL CYLINDER-LH	1	INC.25-34
A4	66000859	WHEEL CYLINDER-RH	1	INC.25-34
25	NO PART NO.	BODY, WHEEL-CYLINDER	1	
26	NO PART NO.	COVER, DUST	2	NSS
27	NO PART NO.	ROD, PISTON	2	
28	NO PART NO.	PISTON	2	
29	NO PART NO.	CUP, PISTON	2	NSS
30	NO PART NO.	SPRING	1	
31	NO PART NO.	SEAT, TUBE	1	
32	NO PART NO.	SCREW, BLEEDER	1	
33	NO PART NO.	CAP, SCREW	1	
34	NO PART NO.	CAP, DUST	1	
35	66000862	RIVET	2	
36	NO PART NO.	PLATE	1	
A5	66001070	ADJUSTER-RH	1	INC.37-40

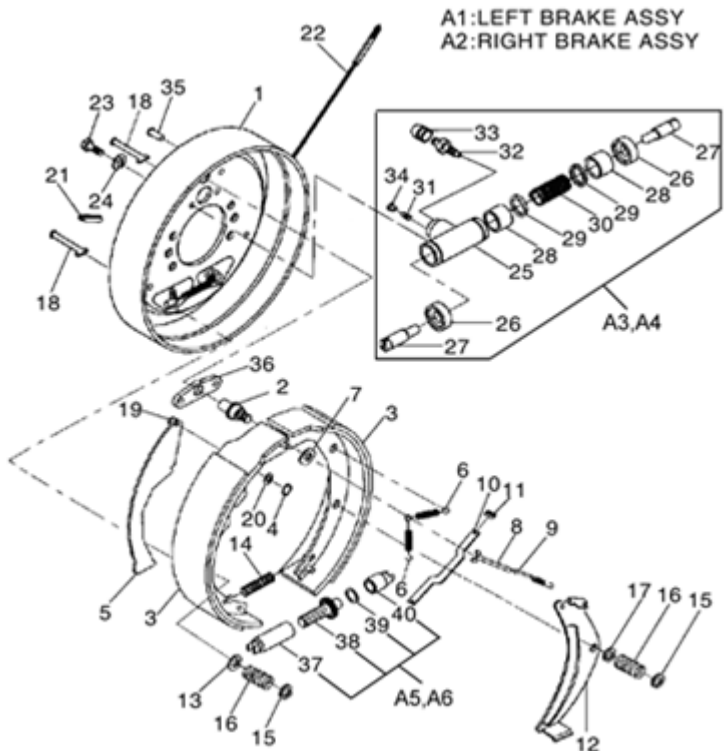
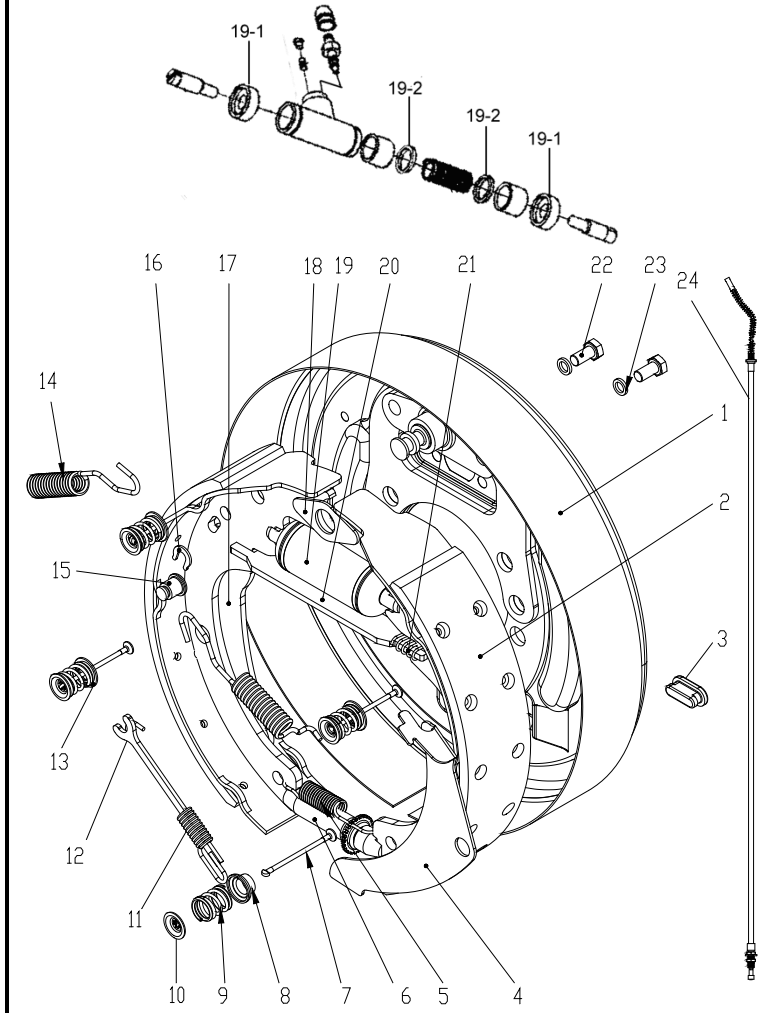


FIG.4-2 BRAKE ASSY-LH ≥12-31-2013

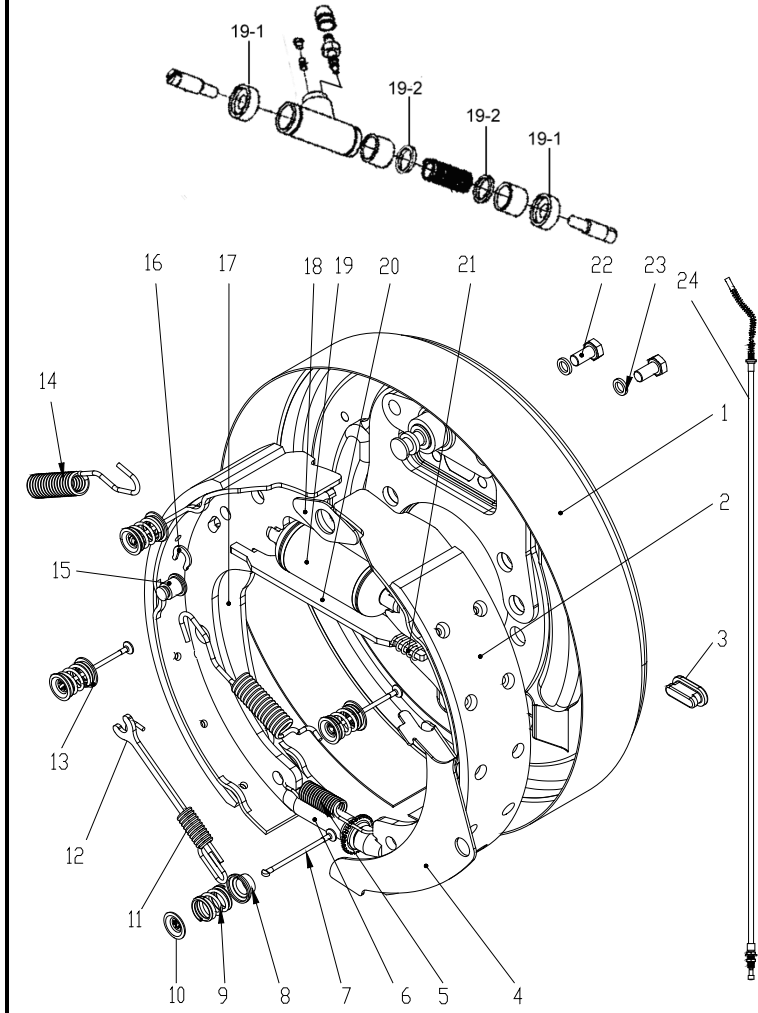
2.0T-2.5T



ITEM	PART NO.	DESCRIPTION	QTY	REMARKS OR SERIAL NO.
A1	66000336	BRAKE ASSY-LH	1	INC:1-24 ≤01-01-2015
A1	66300774	BRAKE ASSY-LH	1	INC:1-24 ≥01-01-2015
1	66000886	BRAKEPLATE ASSY- LH	1	
2	66000888	BRAKE SHOE	2	≤01-01-2015
2	66300775	BRAKE SHOE	2	≥01-01-2015
3	66000868	PLUG	2	
4	66000882	LEVER-LH	1	
5	66000873	SPRING	1	
6	66001068	ADJUSTER-LH	1	
7	66000878	PIN-SHOE HOLD	4	
8	66000880	WASHER, CUP	1	
9	66000877	SPRING	4	
10	66000879	WASHER, CUP	4	
11	66000872	LINK-ACTUATOR	1	
12	66000884	LINK-LEVER	1	

FIG.4-2 BRAKE ASSY-LH ≥12-31-2013

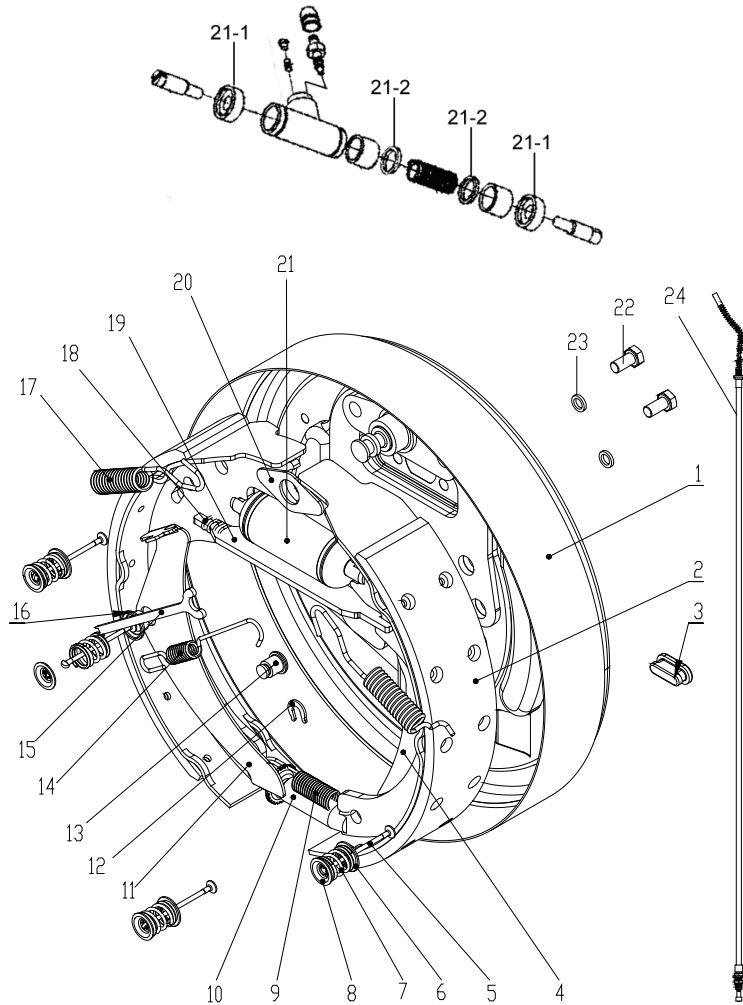
2.0T-2.5T



ITEM	PART NO.	DESCRIPTION	QTY	REMARKS OR SERIAL NO.
13	66000885	WASHER, CUP	3	
14	66000889	SPRING, SHOE RETURN	2	
15	66000866	PIN-LEVER	1	
16	66000867	SHIM-CLIP	1	
17	66300156	LEVER-LH	1	
18	66000881	TOGGLE-SHOE GUIDE	1	
19	66000858	WHEEL CYLINDER-LH	1	
19-1	NO PART NO.	CUP-PISTON	2	NSS
19-2	NO PART NO.	COVER	2	NSS
20	66000876	STRUT	1	
21	66001071	SPRING	1	
22	66000105	BOLT M8X16	2	
23	66000065	WASHER 8	2	
24	66000404	CABLE-CONTROL-LH	1	

FIG.4-3 BRAKE ASSY-RH ≥12-31-2013

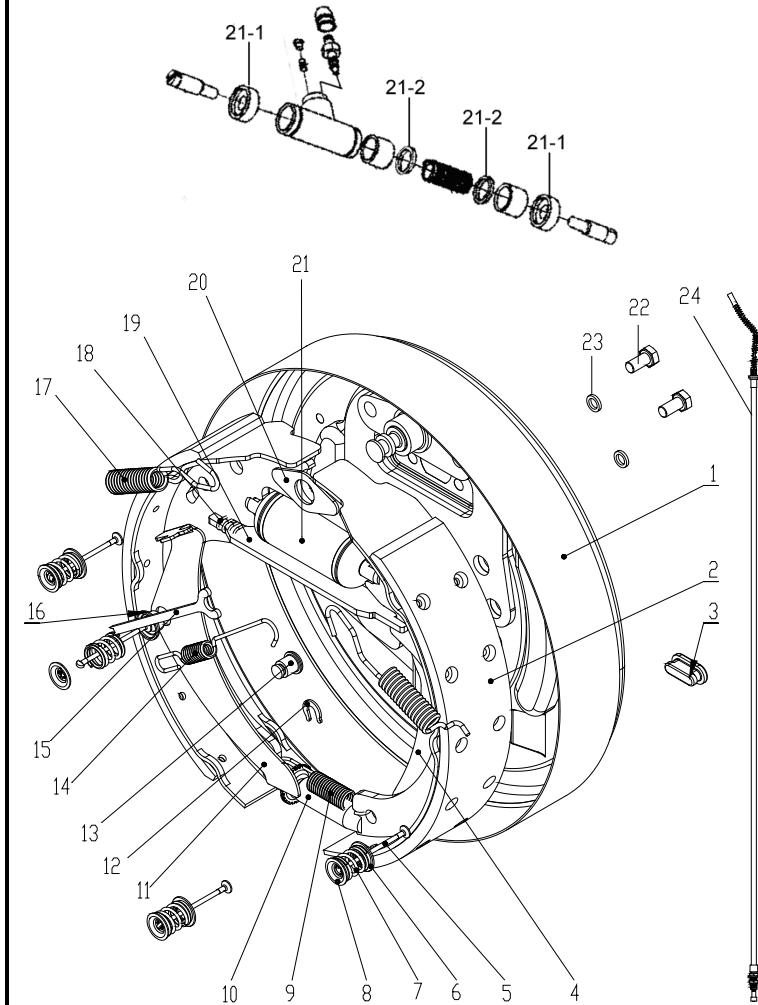
2.0T-2.5T



ITEM	PART NO.	DESCRIPTION	QTY	REMARKS OR SERIAL NO.
A1	66000339	BRAKE ASSY-RH	1	INC:1-24 ≤01-01-2015
A1	66300776	BRAKE ASSY-RH	1	INC:1-24 ≥01-01-2015
1	66000887	BRAKEPLATE ASSY- RH	1	
2	66000888	BRAKE SHOE	2	≤01-01-2015
2	66300775	BRAKE SHOE	2	≥01-01-2015
3	66000868	PLUG	2	
4	66300157	LEVER-RH	1	
5	66000878	PIN-SHOE HOLD	4	
6	66000885	WASHER-CUP	3	
7	66000877	SPRING	4	
8	66000879	WASHER, CUP	4	
9	66000873	SPRING	1	
10	66001070	ADJUSTER-RH	1	
11	66000882	LEVER-RH	1	
12	66000867	SHIM-CLIP	1	

FIG.4-3 BRAKE ASSY-RH ≥12-31-2013

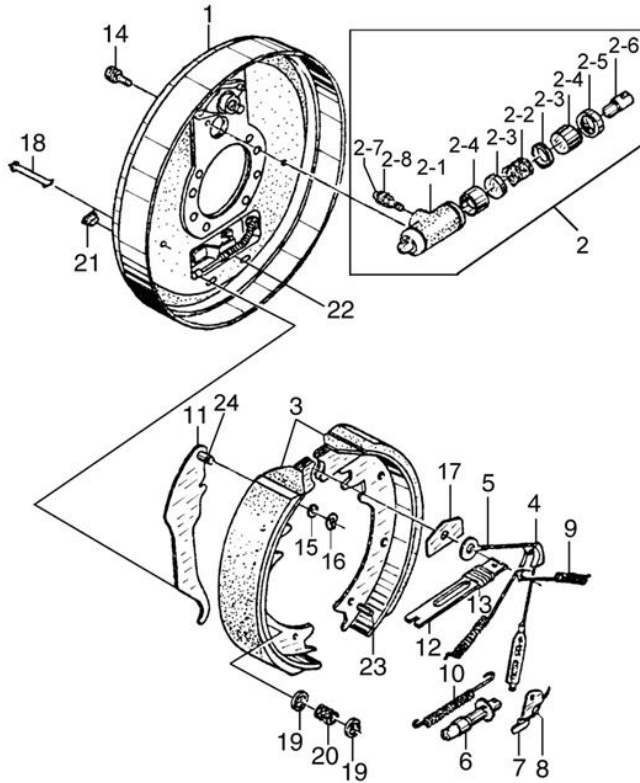
2.0T-2.5T



ITEM	PART NO.	DESCRIPTION	QTY	REMARKS OR SERIAL NO.
13	66000866	PIN-LEVER	1	
14	66000872	SPRING	1	
15	66000884	LINK-LEVER	1	
16	66000880	WASHER, CUP	1	
17	66000889	SPRING	1	
18	66001071	SPRING	1	
19	66000876	STRUT	1	
20	66000881	TOGGLE-SHOE GUIDE	2	
21	66000859	CYLINDER ASSY -RH	2	
21-1	NO PART NO.	CUP-PISTON	1	NSS
21-2	NO PART NO.	COVER	1	NSS
22	66000105	BOLT M8X16	2	
23	66000065	WASHER 8	2	
24	66000405	CABLE-CONTROL-RH	1	

FIG.5-1 BRAKE ASSY
 ≤ 7-22-2013

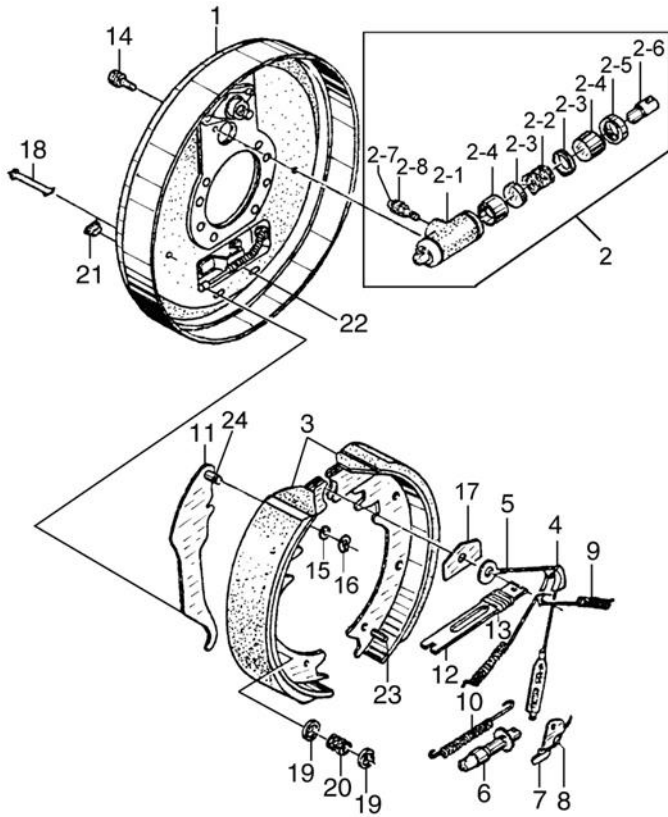
3.0T-3.5T



ITEM	PART NO.	DESCRIPTION	QTY	REMARKS OR SERIAL NO.
A1	66002680	BRAKE ASSY-LH	1	
A2	66002683	BRAKE ASSY-RH	1	
1	66002743	BACKPLATE ASSY-LH	1	
1	66002744	BACKPLATE ASSY-RH	1	
2	66002750	WHEEL CYLINDER ASSY	2	INC 2-1 THRU 2-8
2-1	NO PART NO.	BODY	2	NSS
2-2	NO PART NO.	PRING	2	NSS
2-3	NO PART NO.	CUP, PISTON	4	NSS
2-4	NO PART NO.	PISTON	4	NSS
2-5	NO PART NO.	COVER, DUST	4	NSS
2-6	NO PART NO.	PUSH ROD	4	NSS
2-7	NO PART NO.	CAP, SCREW	2	NSS
2-8	NO PART NO.	SCREW, BLEEDER	2	NSS
3	66002748	BRAKE SHOE-LH	1	
3	66002749	BRAKE SHOE-RH	1	

FIG.5-1 BRAKE ASSY
 ≤ 7-22-2013

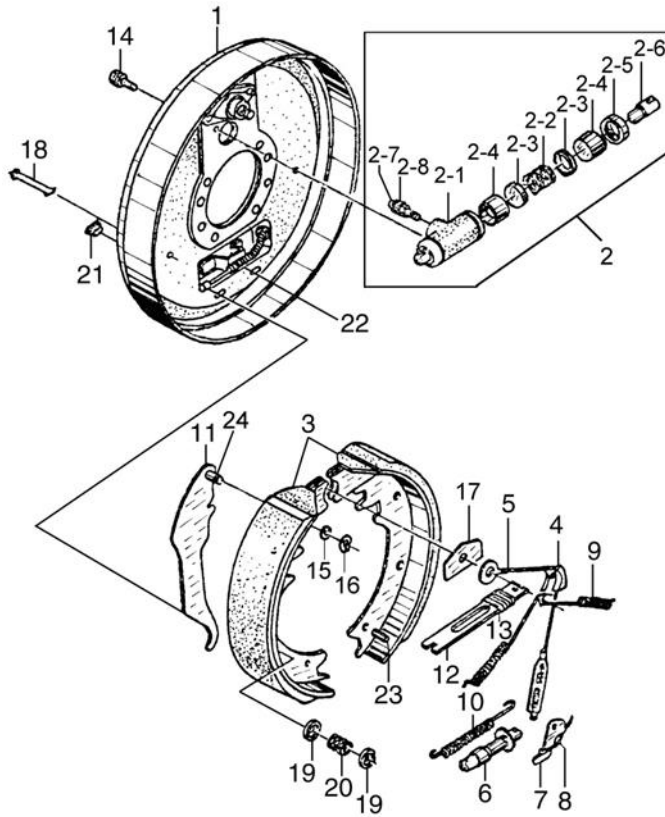
3.0T-3.5T



ITEM	PART NO.	DESCRIPTION	QTY	REMARKS OR SERIAL NO.
4	66002732	SHEAVE	1	
5	66002745	CABLE ASSY	1	
6	66002746	ADJUSTER-LH	1	
6	66002747	ADJUSTER-RH	1	
7	66002734	LEVER-LH	1	
7	66002735	LEVER-RH	1	
8	NO PART NO.	SPRING	1	FOR LH SEE FIG.5-2 ITEM 13 FOR RH SEE FIG.5-3 ITEM 13
9	66002730	SPRING-LH	1	
9	66002731	SPRING-RH	1	
10	66002728	SPRING	1	
11	66002740	LEVER- PARK BRAKE-LH	1	
11	66002741	LEVER- PARK BRAKE-RH	1	
12	66002737	STRUT-LH	1	
12	66002738	STRUT-RH	1	
13	66002739	SPRING	1	

FIG.5-1 BRAKE ASSY
 ≤ 7-22-2013

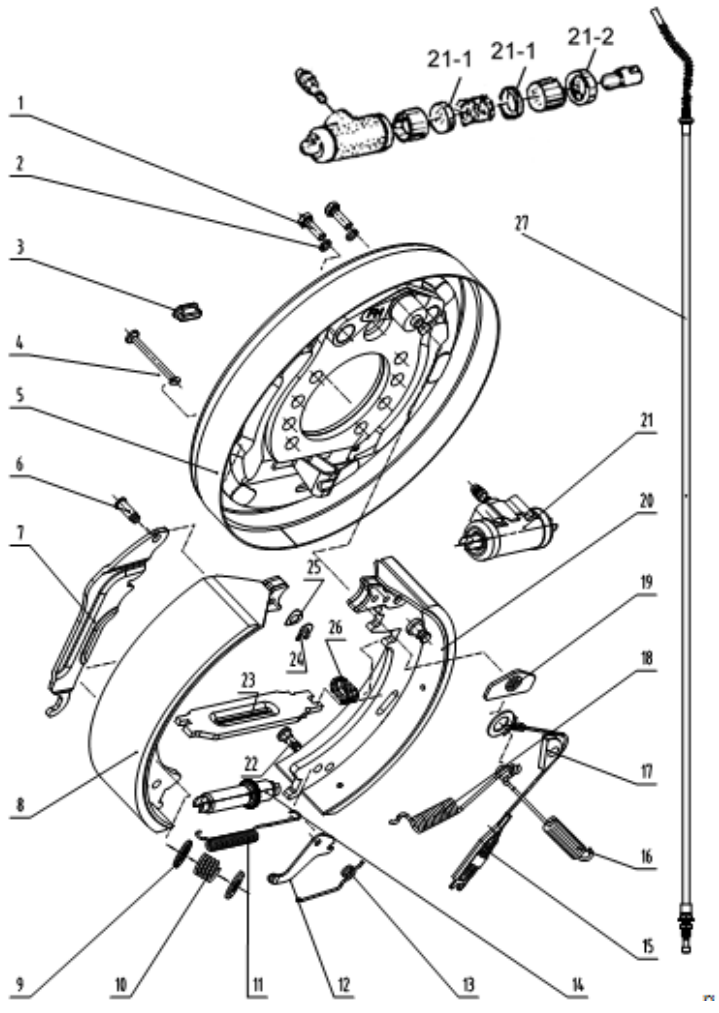
3.0T-3.5T



ITEM	PART NO.	DESCRIPTION	QTY	REMARKS OR SERIAL NO.
14	66002635	BOLT M8X1.25X25-6G	2	
14	66000065	WASHER M8	2	
15	66000890	LOCKWASHER	1	
16	66002742	RETAINER	1	
17	66002729	WEAR PLATE	1	
18	66002724	SPRING	2	
19	66002725	SPRING SEAT	4	
20	66002726	SPRING	2	
21	66002727	COVER	1	
22	66000404	CABLE-CONTROL-LH	1	
22	66000405	CABLE-CONTROL-RH	1	
23	66002736	PIN	1	
24	66004482	PIN	1	

FIG.5-2 BRAKE ASSY-LH
 ≥ 7-22-2013

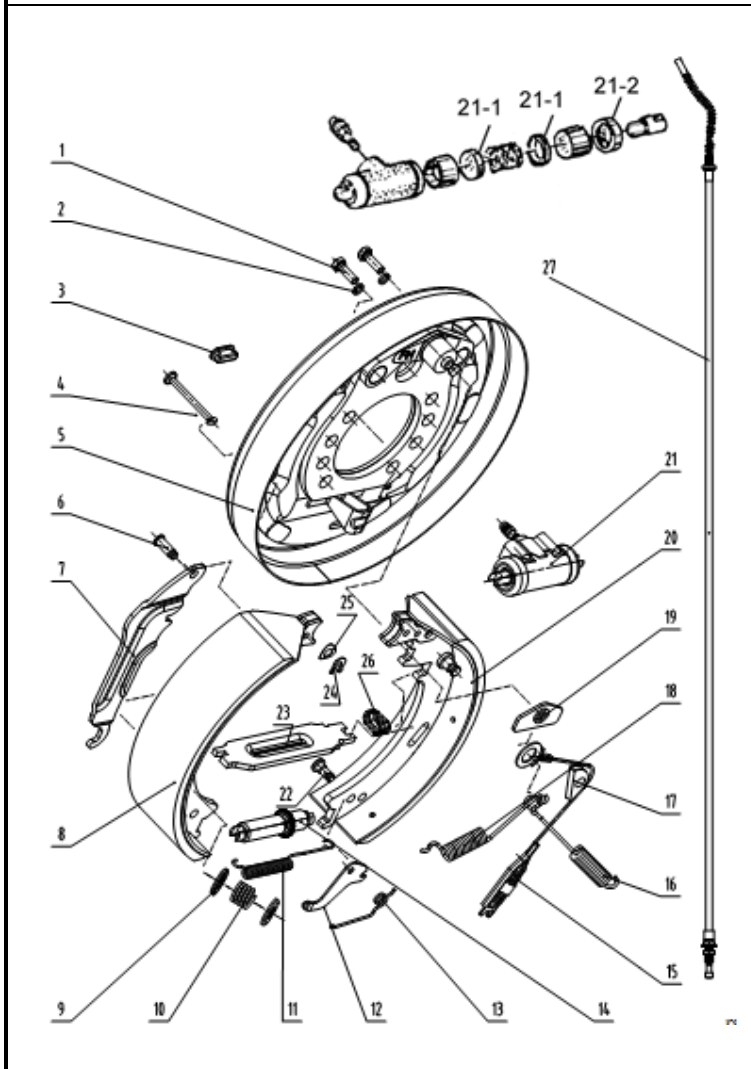
3.0T-3.5T



ITEM	PART NO.	DESCRIPTION	QTY	REMARKS OR SERIAL NO.
A1	66002680	BRAKE ASSY-LH	1	INC:1-27 ≤02-09-2014
A1	66300056	BRAKE ASSY-LH	1	INC:1-27 ≥02-09-2014 ≤01-01-2015
A1	66300777	BRAKE ASSY-LH	1	INC:1-27 ≥01-01-2015
1	66002635	BOLT M8X1.25X25-6G	2	
2	66000065	WASHER M8	2	
3	66002727	COVER	1	
4	66002724	SPRING	2	
5	66002743	BACKPLATE ASSY-LH	1	INC:1-27 <02-09-2014
5	66300039	BACKPLATE ASSY-LH	1	INC:1-27 ≥02-09-2014
6	66004482	PIN	1	
7	66002740	LEVER- PARK BRAKE-LH	1	
A2	66300102	BRAKE SHOE-LH	1	INC:8&20 ≤01-01-2015
A2	66300778	BRAKE SHOE-LH	1	INC:8&20 ≥01-01-2015
8	NO PART NO.	BRAKE PAD	1	NSS
9	66002725	SPRING SEAT	4	

FIG.5-2 BRAKE ASSY-LH
 ≥ 7-22-2013

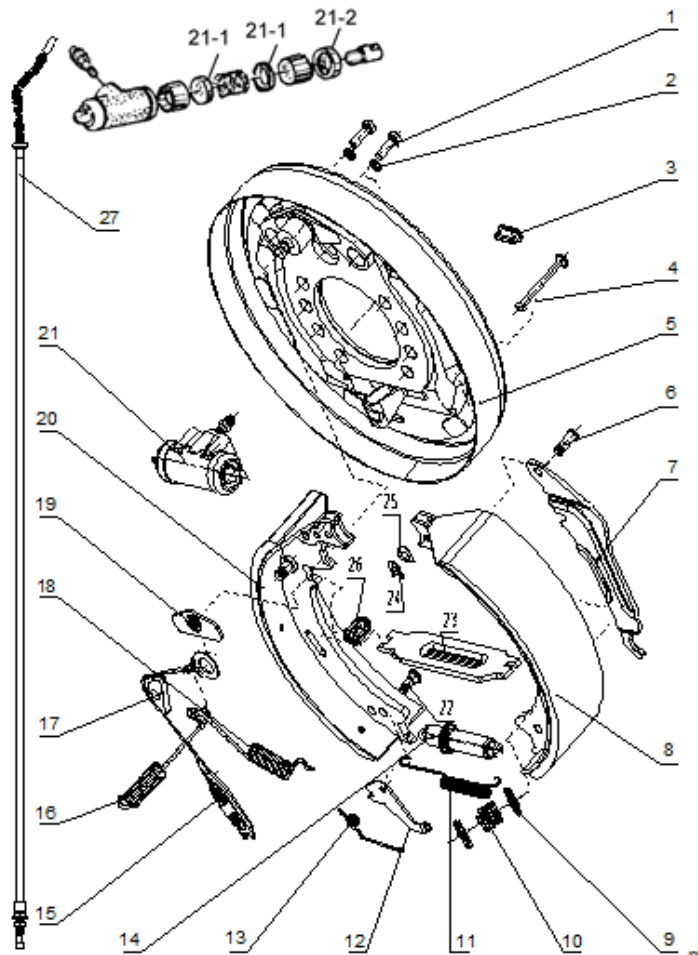
3.0T-3.5T



ITEM	PART NO.	DESCRIPTION	QTY	REMARKS OR SERIAL NO.
10	66002726	SPRING	2	
11	66002728	SPRING	1	
12	66002734	LEVER-LH	1	
13	66011593	SPRING-LH	1	
14	66002746	ADJUSTER-LH	1	
15	66004486	SPRING ASSY	1	
16	66300103	RETURN SPRING-LH	1	
17	66002732	SHEAVE	1	
18	66002730	SPRING-LH	1	
19	66002729	WEAR PLATE	1	
20	NO PART NO.	BRAKE SHOE-LH	1	NSS
21	66002750	WHEEL CYLINDER ASSY	21	
21-1	NO PART NO.	CUP-PISTON	1	
21-2	NO PART NO.	COVER-DUST	1	NSS
22	66002736	PIN	1	

FIG.5-3 BRAKE ASSY-RH
 ≥ 7-22-2013

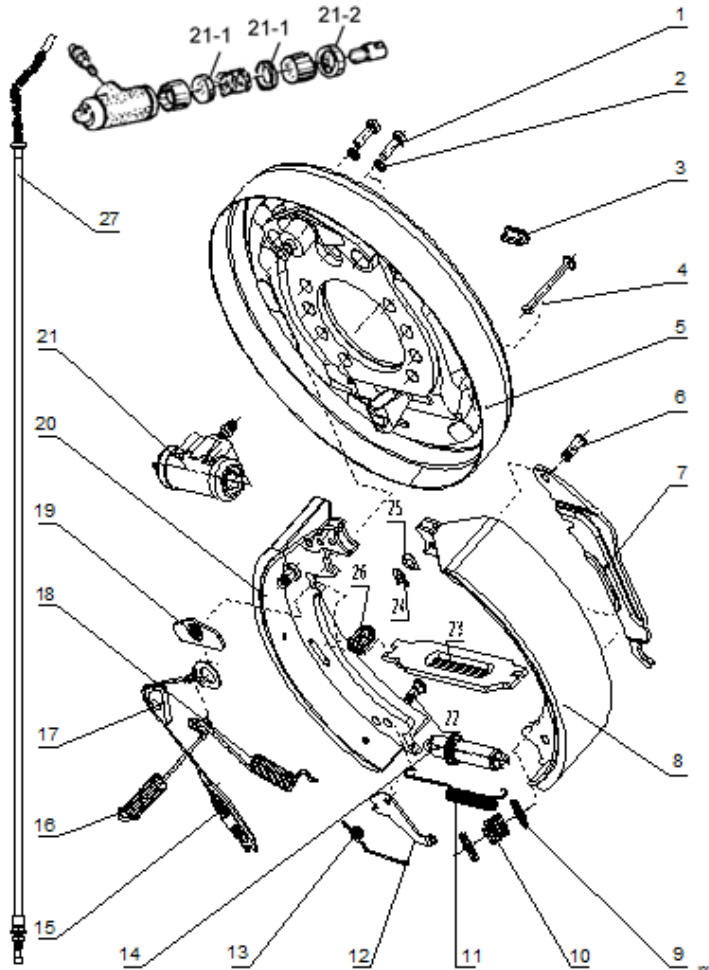
3.0T-3.5T



ITEM	PART NO.	DESCRIPTION	QTY	REMARKS OR SERIAL NO.
A1	66002683	BRAKE ASSY-RH	1	INC:1-27 <02-09-2014
A1	66300057	BRAKE ASSY-RH	1	INC:1-27 ≥02-09-2014≤01-01-2015
A1	66300779	BRAKE ASSY-RH	1	INC:1-27 ≥01-01-2015
1	66002635	BOLT M8X1.25X25-6G	2	
2	66000065	WASHER M8	2	
3	66002727	COVER	1	
4	66002724	SPRING	2	
5	66002744	BACKPLATE ASSY-RH	1	INC:1-27 <02-09-2014
5	66300040	BACKPLATE ASSY-RH	1	INC:1-27 ≥02-09-2014
6	66004482	PIN	1	
7	66002741	LEVER- PARK BRAKE-RH	1	
A2	66300104	BRAKE SHOE-RH	1	INC:8&20 ≤01-01-2015
A2	66300780	BRAKE SHOE-RH	1	INC:8&20 ≥01-01-2015
8	NO PART NO.	BRAKE PAD	1	NSS
9	66002725	SPRING SEAT	4	

FIG.5-3 BRAKE ASSY-RH
 ≥ 7-22-2013

3.0T-3.5T



ITEM	PART NO.	DESCRIPTION	QTY	REMARKS OR SERIAL NO.
10	66002726	SPRING	2	
11	66002728	SPRING	1	
12	66002735	LEVER-RH	1	
13	66011594	SPRING-RH	1	
14	66002747	ADJUSTER-RH	1	
15	66004486	SPRING ASSY	1	
16	66300105	RETURN SPRING-RH	1	
17	66002732	SHEAVE	1	
18	66002731	SPRING-RH	1	
19	66002729	WEAR PLATE	1	
20	NO PART NO.	BRAKE SHOE-RH	1	NSS
21	66002750	WHEEL CYLINDER ASSY	21	
21-1	NO PART NO.	CUP-PISTON	1	
21-2	NO PART NO.	COVER-DUST	1	NSS
22	66002736	PIN	1	

FIG.6 FRONT WHEEL (SINGLE)

2.0T-2.5T

ITEM	PART NO.	DESCRIPTION	QTY	REMARKS OR SERIAL NO.
A1	66011509	WHEEL & TIRE ASSY-SOLID PN	2	INC.1-2
A1	66000340	WHEEL & TIRE ASSY-PNEU	2	
1	66000342	RIM ASSY	2	
2	66005700	SOLID TIRE 7.00-12		
2	66000048	PNEU TIRE 7.00-12- 12PR		
3	66000397	NUT		
4	66011482	SOLID TIRE 7.00-12		NON-MARKING
5	66000335	WHEEL STUD		
	66011517	LABEL-2PC RIM		
	66000592	LABEL- TIRE PRESSURE		

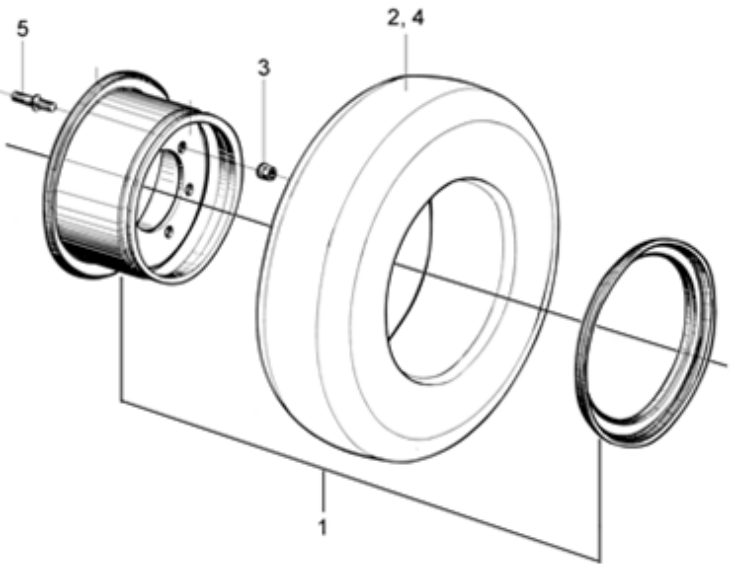
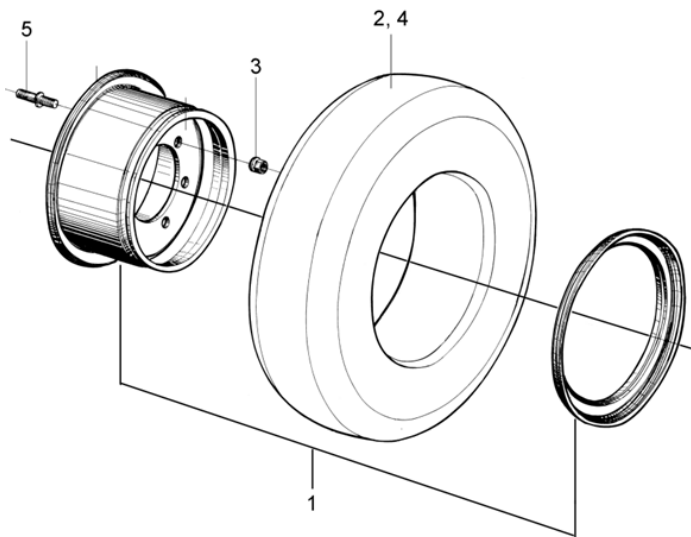


FIG.7 FRONT WHEEL (SINGLE TIRE)

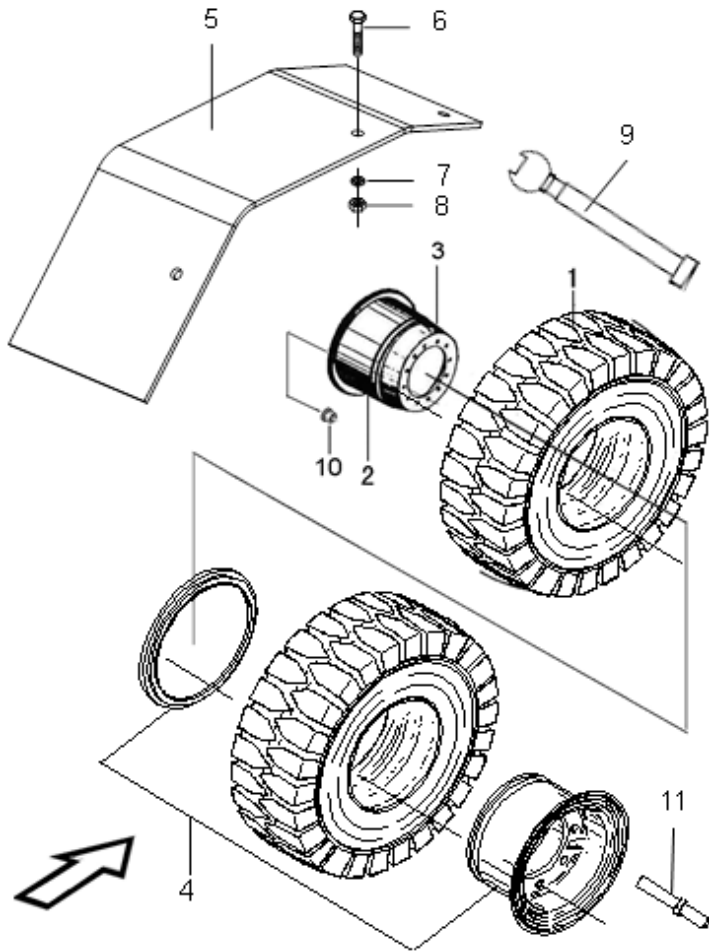
3.0T-3.5T



ITEM	PART NO.	DESCRIPTION	QTY	REMARKS OR SERIAL NO.
A1	66011513	WHEEL & TIRE ASSY-SOLID PNEU	2	INC:1&2 SOLID PNEU
A1	66002684	WHEEL & TIRE ASSY-PNEU	2	INC:1&2 PNEU
1	66002686	RIM ASSY	2	
2	66011492	TIRE 28X9-15		SOLID PNEU
2	66002638	TIRE 28X9-15-12PR		PNEUMATIC
3	66000397	NUT		
4	66011493	TIRE 28X9-15-12PR		NON-MARKING
5	66002678	STUD-BOLT		
	66011517	LABEL-2 PC RIM		

FIG.8 FRONT WHEEL (DUAL)

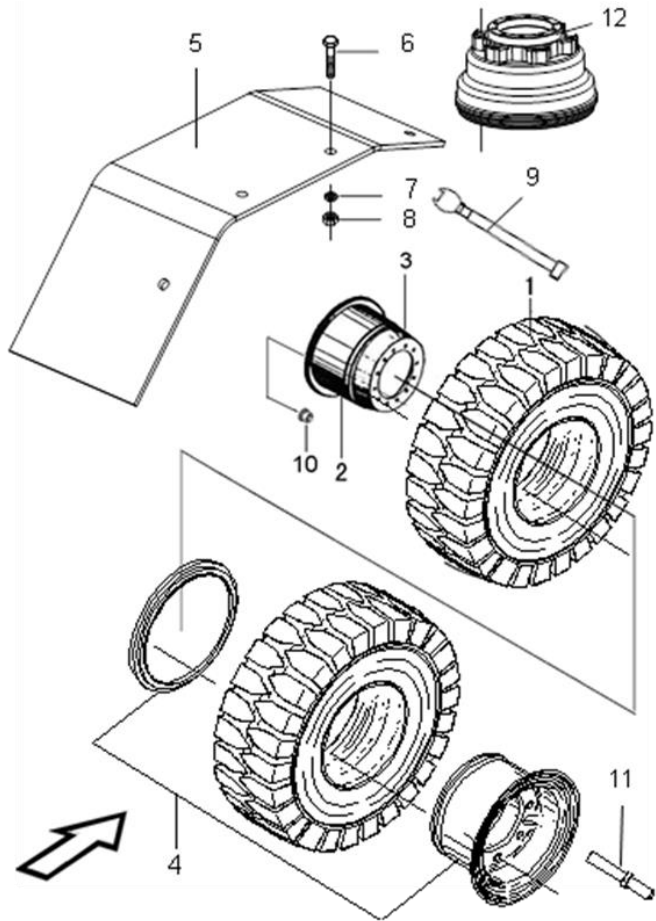
2.0T-2.5T



ITEM	PART NO.	DESCRIPTION	QTY	REMARKS OR SERIAL NO.
A1	66011510	WHEEL & TIRE - INNER	2	INC.1,4 SOLID PNEU
A2	66011635	WHEEL & TIRE- OUTER	2	INC.1,2 SOLID PNEU
A1	66000341	WHEEL & TIRE - INNER	2	INC.1,4 PNEU
A2	66000337	WHEEL & TIRE- OUTER	2	INC.1,2 PNEU
1	66005700	TIRE-7.00-12	4	SOLID PNEU
1	66000048	TIRE-7.00-12-12PR	4	PNEU
2	66000338	RIM-OUTER	2	
3	66000331	RING	2	
4	66000343	RIM-INNER	2	
5	66011566	FENDER-LH	1	
5	66011567	FENDER-RH	1	
6	66002644	BOLT M12X45	6	
7	66000067	WASHER M12	6	
8	66005770	NUT M12	6	
9	66300519	EXTENSION TUBE	2	PNEU

FIG.9 FRONT WHEEL (DUAL TIRE)

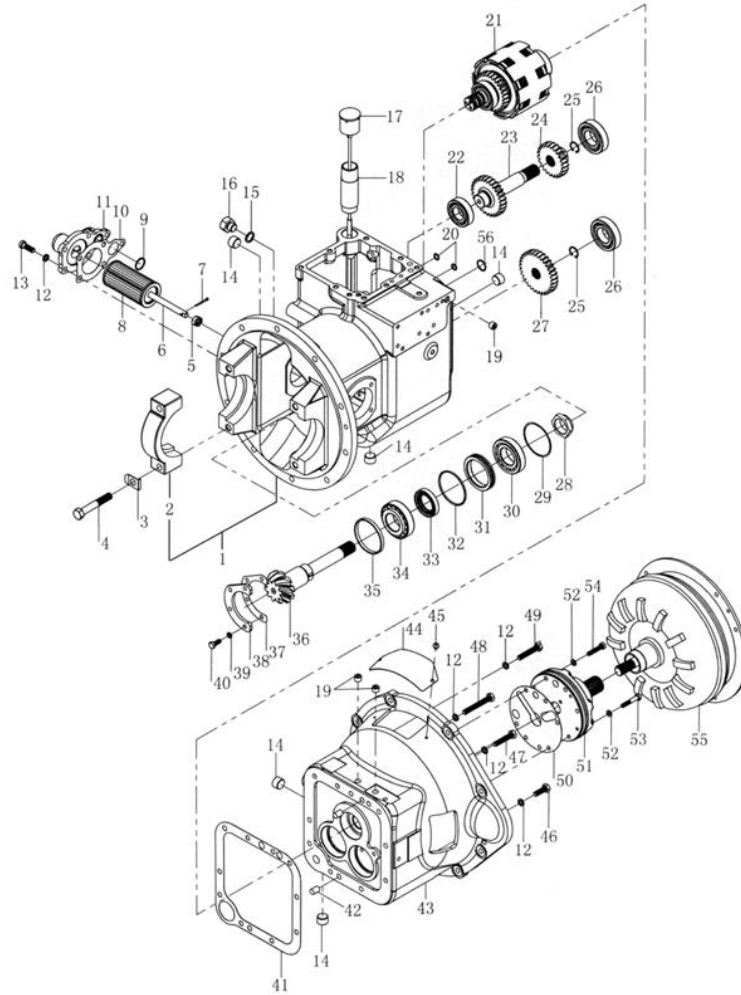
3.0T-3.5T



ITEM	PART NO.	DESCRIPTION	QTY	REMARKS OR SERIAL NO.
A1	66011514	WHEEL & TIRE - INNER	2	INC:1&4 SOLID PNUE
A2	66011512	WHEEL & TIRE- OUTER	2	INC:1&2 SOLID PNUE
A1	66002685	WHEEL & TIRE - INNER	2	INC:1&4 PNEU
A2	66002681	WHEEL & TIRE- OUTER	2	INC:1&2 PNEU
1	66011492	TIRE 28X9-15	1	SOLID PNEU
1	66002638	TIRE 28X9-15-12PR	1	PNEU
2	66002682	RIM ASSY-OUTER	1	
3	NO PART NO.	RING	1	NOT ON 3-3.5T
4	66002687	RIM ASSY-INNER	1	
5	66011571	FENDER-LH	1	
5	66011572	FENDER-RH	1	
6	66002644	BOLT M12X45	8	
7	66000067	WASHER 12	8	
8	66005770	NUT M12	8	
9	66300519	VALVE STEM-EXTENSION	2	PNEU

FIG.10 GEAR-BOX

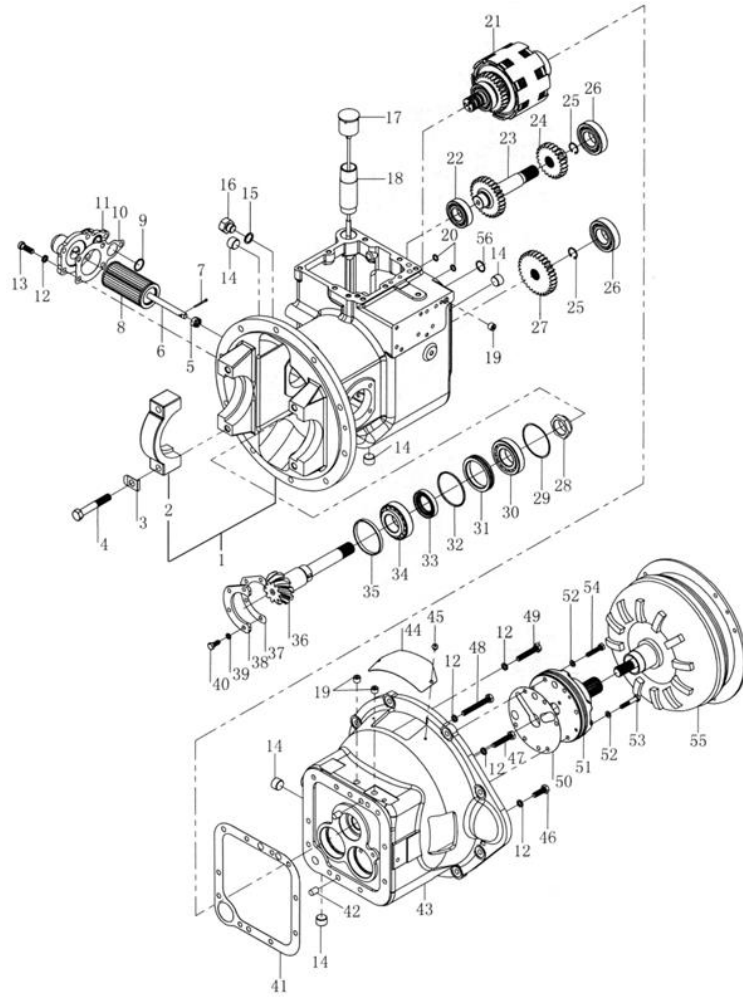
ALL MODELS OF TRUCK



ITEM	PART NO.	DESCRIPTION	QTY	REMARKS OR SERIAL NO.
1	66001083	TRANSMISSION HOUSING	1	2T
1	66001085	TRANSMISSION HOUSING	1	3T
2	NO PART NO	BEARING SEAT	2	NSS INC:1
3	66000974	PLATE-LOCK	4	2T
3	66002756	PLATE-LOCK	4	3T
4	66001006	BOLT	4	
5	66000943	NUT M12	1	
6	66001056	SCREW	1	
7	66000955	COTTER PIN 3.2X28	1	
8	66001058	FILTER COMPONENTS	1	
9	66000914	O-RING 28X2.4	1	
10	66001057	GASKET	1	
11	66001055	OIL FILTER SEAT	1	
12	66000066	WASHER 10	14	
13	66000944	SCREW M10X30	5	

FIG.10 GEAR-BOX

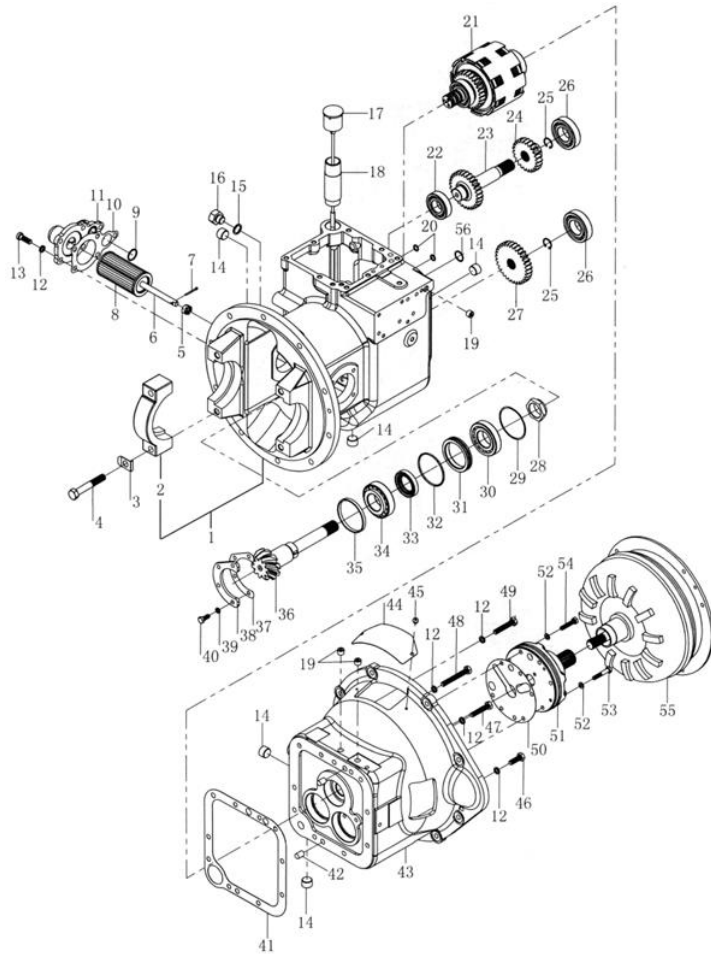
ALL MODELS OF TRUCK



ITEM	PART NO.	DESCRIPTION	QTY	REMARKS OR SERIAL NO.
14	66000960	PLUG R1/2	3	
15	66000968	GASKET 18X24X1.5	1	
16	66000964	PLUG	1	
17	66001010	COVER-OIL FILL	1	
18	66000994	TUBE-OIL FILL	1	
19	66000961	PLUG R1/4	3	
20	66000913	O-RING 15X2.4	2	
21	66002758	CLUTCH PACK	1	
22	66000918	BEARING 6206	1	
23	66001000	SHAFT-IDLER	1	
24	66000998	GEAR-IDLER	1	
25	66000951	SNAP RING 24	2	
26	66000919	BEARING 6207	2	
27	66000997	GEAR-OUTPUT	1	
28	66000999	NUT	1	

FIG.10 GEAR-BOX

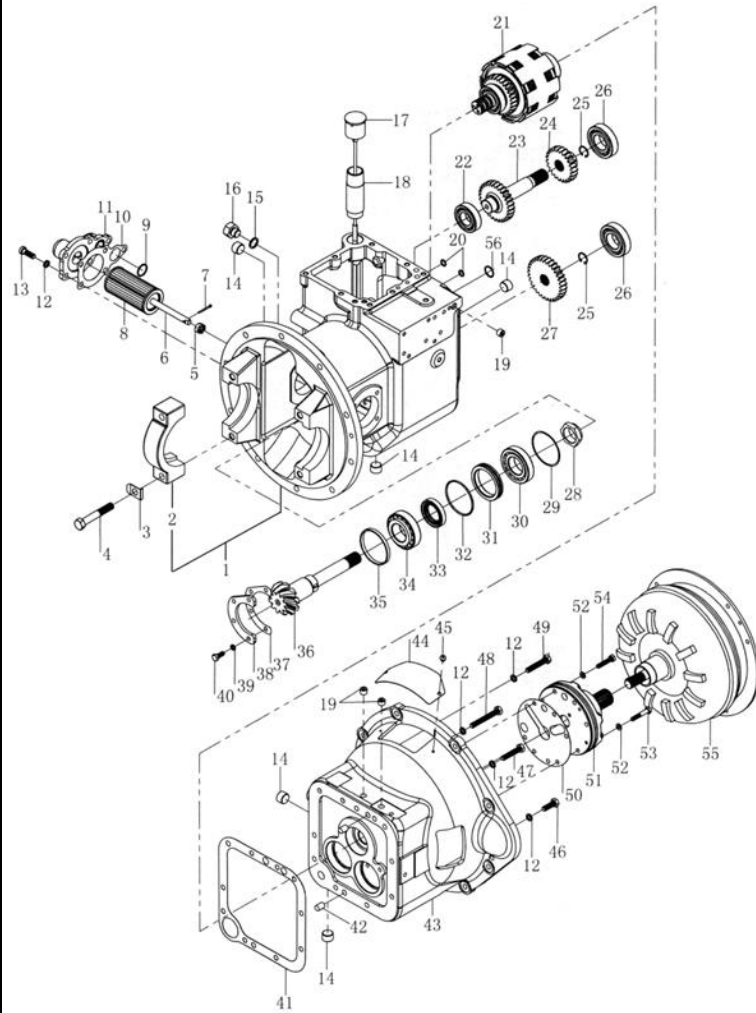
ALL MODELS OF TRUCK



ITEM	PART NO.	DESCRIPTION	QTY	REMARKS OR SERIAL NO.
29	66001001	PAD	AR	
30	66000921	BEARING 30208	1	
31	66000989	RETAINER-OIL SEAL	1	
32	66000917	O-RING 80X3.1	1	
33	66000993	SEAL-OIL	1	
34	66000923	BEARING 32208	1	
35	66000991	COLLAR	1	
36	NO PART NO.	SHAFT,OUTPUT	1	
37	66000990	SHIM	AR	
38	66000992	PLATE-BEARING SUPPORT	1	
39	66000065	WASHER 8	4	
40	66000938	BOLT M8X20	4	
41	66001054	SHIM	1	
42	66000909	PIN,PARALLEL B12X20	2	
43	66001089	HOUSING-TORQUE-CONVERTER	1	(A) (B) (B1) (E) (F)

FIG.10 GEAR-BOX

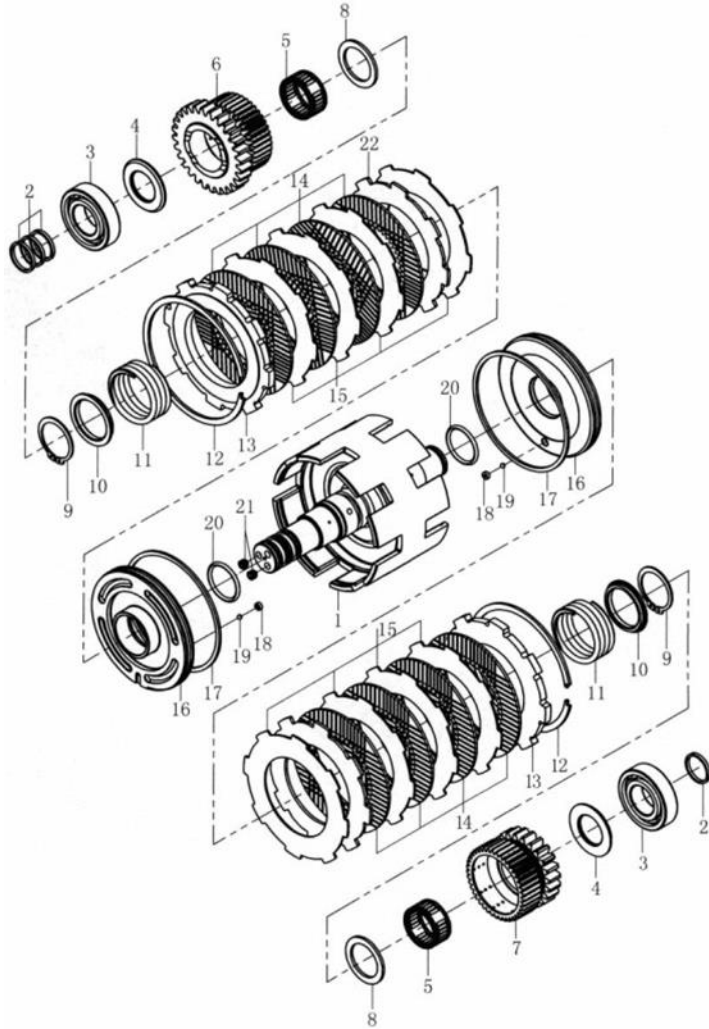
ALL MODELS OF TRUCK



ITEM	PART NO.	DESCRIPTION	QTY	REMARKS OR SERIAL NO.
43	66301141	HOUSING-TORQUE-CONVERTER	1	Ⓒ Ⓒ1
43	66301136	HOUSING-TORQUE-CONVERTER	1	Ⓒ
44	66001008	COVER	1	
45	66000947	SCREW M6X8	2	
46	66000125	BOLT M10X30	4	
47	66000935	BOLT M10X50	1	
48	66000937	BOLT M10X75	1	
49	66000936	BOLT M10X55	3	
50	66000996	SHIM	1	
51	66001026	CHARGING PUMP	1	SEE FIG.14
52	66000969	RING 8X14X1.5	6	
53	66000928	BOLT M8X45	4	
54	66000927	BOLT M8X40	2	
55	66001090	TORQUE-CONVERTER	1	Ⓐ Ⓑ Ⓑ1 Ⓒ Ⓒ1
55	66001084	TORQUE-CONVERTER	1	Ⓔ Ⓕ

FIG.11 HYDRAULIC CLUTCH

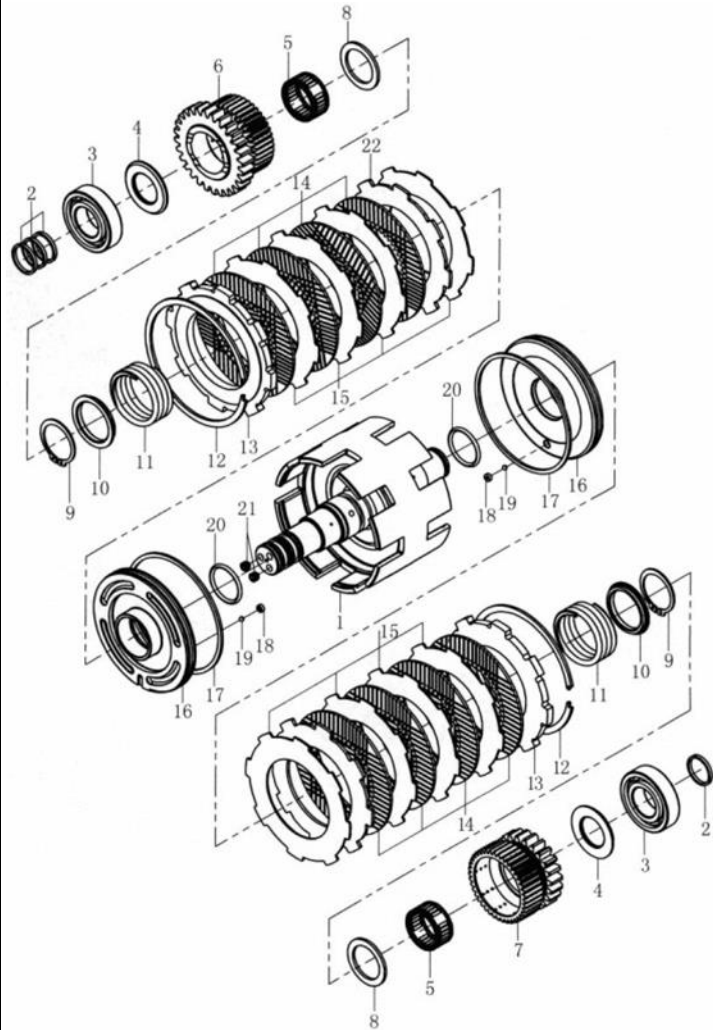
ALL MODELS OF TRUCK



ITEM	PART NO.	DESCRIPTION	QTY	REMARKS OR SERIAL NO.
A1	66002758	CLUTCH PACK	1	INC:1-22 SEE FIG.10 ITEM 21
1	66001025	SHAFT ASSY-INPUT	1	
2	66001016	RING-SEAL	4	
3	66000918	BEARING 6206	2	
4	66001017	RING-THRUST	2	
5	66000965	BEARING-NEEDLE 35X42X20	2	
6	66001015	GEAR-REVERSE	1	
7	66001013	GEAR-FORWARD	1	
8	66001018	RING,-HRUST	2	
9	66000954	SNAP RING 40	2	
10	66001019	SEAT-SPRING	2	
11	66001014	SPRING-RETURN	2	
12	66001024	SNAP RING	2	
13	66001011	PLATE-END	8	
14	66001023	FRICITION DISK	8	

FIG.11 HYDRAULIC CLUTCH

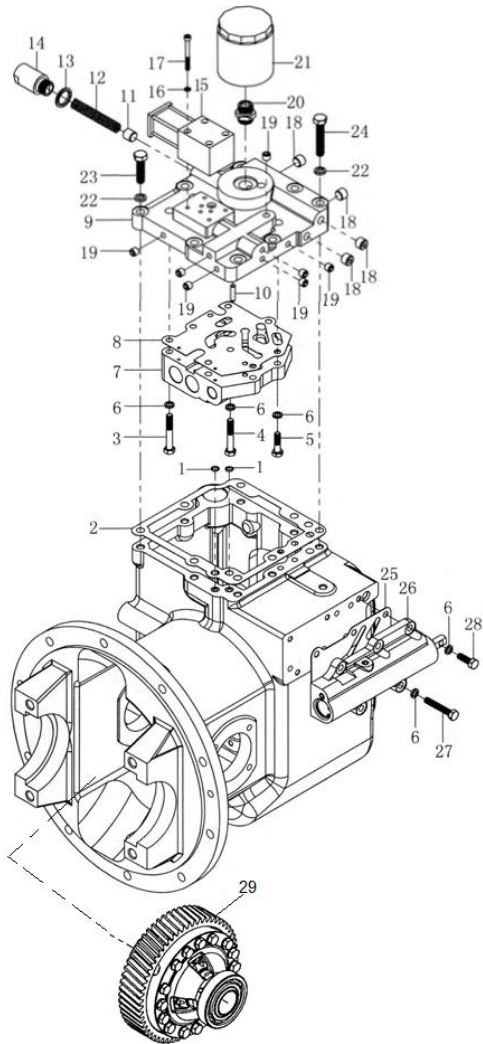
ALL MODELS OF TRUCK



ITEM	PART NO.	DESCRIPTION	QTY	REMARKS OR SERIAL NO.
15	66001022	SPACER	8	
16	66001012	PISTON	2	
17	66001021	RING-SEAL	2	
18	66001020	PLUG	2	
19	66000924	BALL-STEEL 4.0000 G200B	2	
20	66000915	O-RING 40X3.5	2	
21	66000946	SCREW M8X8	2	
22	NO PART NO.	DISK		1-1.8T PART ONLY

FIG.12 COVER CONTROL VALVE
INCHING VALVE

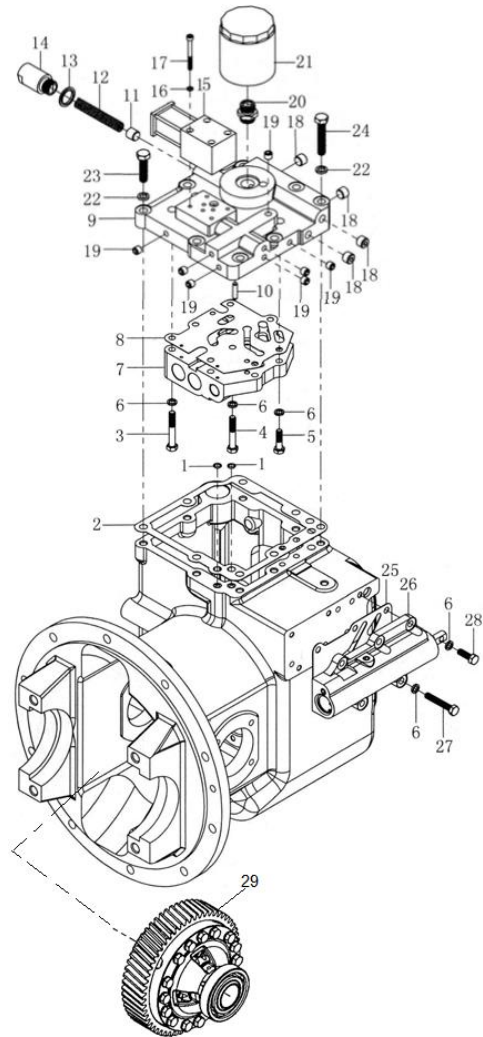
ALL MODELS OF TRUCK



ITEM	PART NO.	DESCRIPTION	QTY	REMARKS OR SERIAL NO.
1	66000912	O-RING 11X1.9	2	
2	66000995	SHIM	1	
3	66000931	BOLT M8X55	3	
4	66000930	BOLT M8X50	3	
5	66000106	BOLT M8X30	2	
6	66000065	WASHER 8	13	
A1	66001086	CONTROL VALVE ASSY	1	INC:7,9&11
7	NO PART NO.	CONTROL VALVE	1	NSS
8	66001033	GASKET	1	
9	NO PART NO.	COVER HOUSING	1	NSS
10	66000908	PIN A6X25	1	
11	NO PART NO.	PISTON	1	NSS
12	66001035	SPRING	1	
13	66000963	OIL SEAL 20	1	
14	66001034	CAP-SPRING	1	

FIG.12 COVER CONTROL VALVE
INCHING VALVE

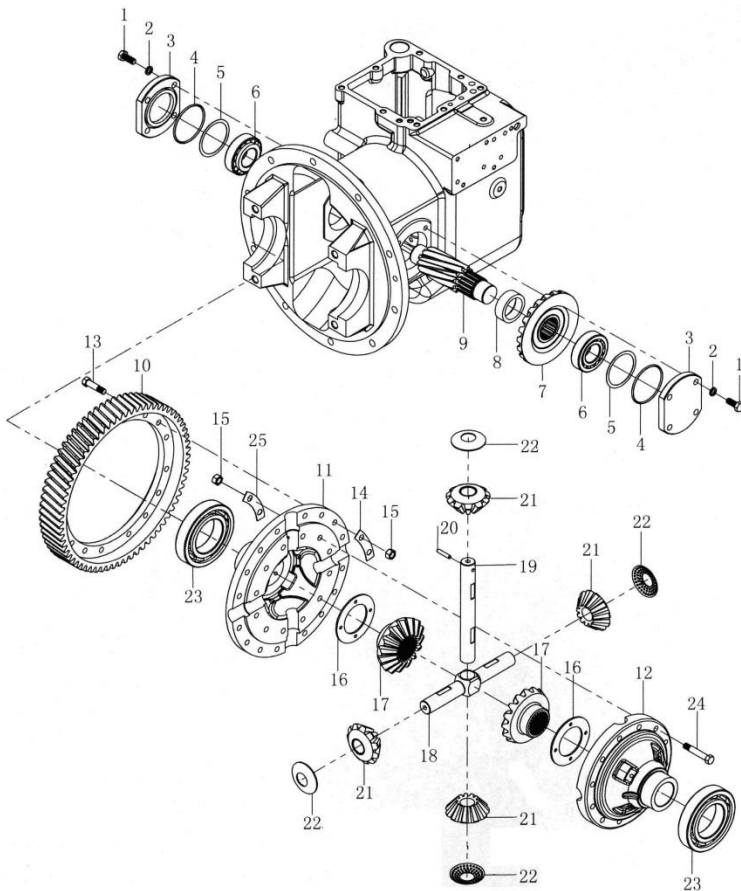
ALL MODELS OF TRUCK



ITEM	PART NO.	DESCRIPTION	QTY	REMARKS OR SERIAL NO.
15	66301158	SOLENOID VALVE	1	<01-01-2012 3-WAY PLUG
15	66301159	SOLENOID VALVE	1	≥01-01-2012 4-WAY PLUG
16	66000948	WASHER 5	4	
17	66000945	SCREW M5X50	4	
18	66000966	PLUG-HEXAGON ZG1/4	4	
19	66000967	PLUG-HEXAGON ZG1/8	7	
20	66001036	FITTING	1	
21	66001009	OIL FILTER	1	
22	66000066	WASHER 10	8	
23	66000934	BOLT M10X40	6	
24	66000936	BOLT M10X55	2	
25	66001005	LINER	1	
26	66001045	INCHING VALVE	1	
27	66000941	BOLT M8X50	2	
28	66000118	BOLT M8X25	3	

FIG.13 REDUCTION & DIFFERENTIAL

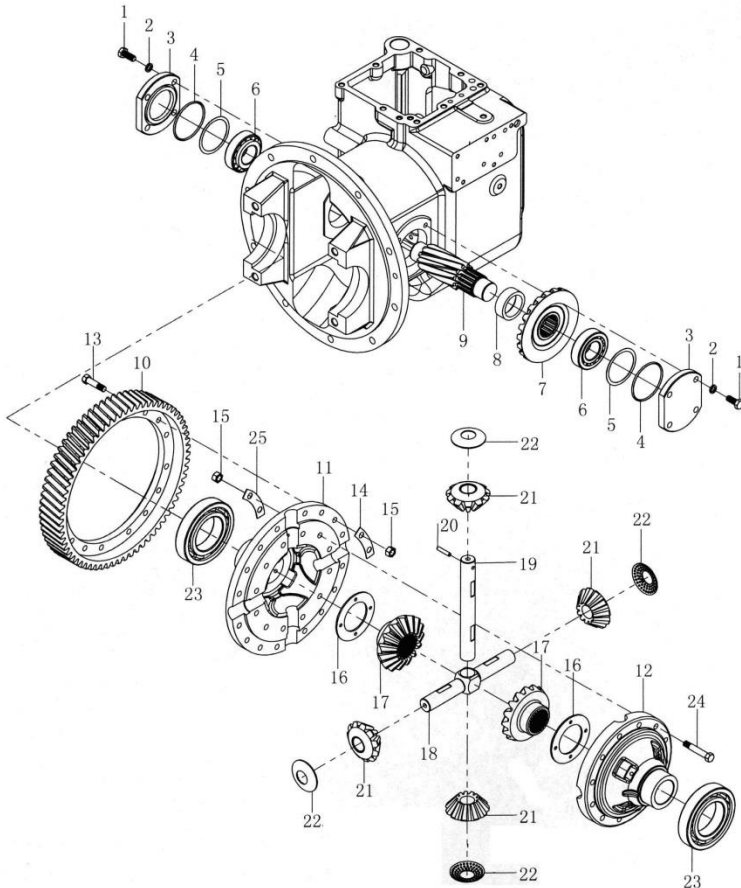
ALL MODELS OF TRUCK



ITEM	PART NO.	DESCRIPTION	QTY	REMARKS OR SERIAL NO.
A2	66011321	DIFFERENTIAL ASSY	1	2T INC: 10-12, 16-24
A3	66011322	DIFFERENTIAL ASSY	1	3T INC:10-25
1	66000124	BOLT M10X25	8	
2	66000066	WASHER 10	8	
3	66001004	COVER-BEARING	2	
4	66000916	O-RING 75X3.1	2	
5	66003592	SHIM-0.10	AR	
5	66003593	SHIM-0.20	AR	
5	66003594	SHIM-0.5	AR	
6	66000922	BEARING 32207	2	
7	NO PART NO.	SPIRAL BEVEL GEAR	1	INC: (9)
8	66001003	BUSHING	1	
9	66003597	SHAFT-FINAL PINION W/ GEAR	1	2T
9	66000972	SHAFT-FINAL PINION	1	2T
9	66002754	SHAFT-FINAL PINION	1	3T

FIG.13 REDUCTION & DIFFERENTIAL

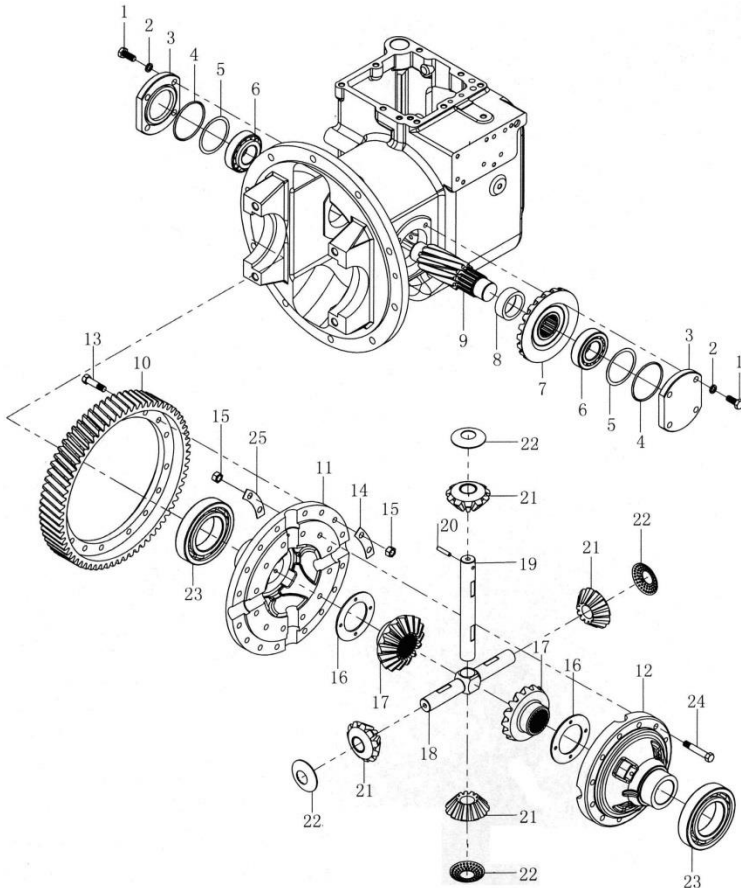
ALL MODELS OF TRUCK



ITEM	PART NO.	DESCRIPTION	QTY	REMARKS OR SERIAL NO.
10	66000979	GEAR RING	1	2T
10	66002761	GEAR RING	1	3T
11	NO PART NO.	HOUSING RH,DIFFERENTIAL GEAR	1	
12	NO PART NO.	HOUSING LH,DIFFERENTIAL GEAR	1	
A4	66300487	HOUSING-DIFFERENTIAL GEAR SET	1	2T INC: 11 & 12
A5	66300031	HOUSING-DIFFERENTIAL GEAR SET	1	3T INC:11 & 1 2
13	66000978	BOLT	12	2T
13	66002760	BOLT	12	3T
14	66000977	LOCKWASHER	6	2T
14	66002759	LOCKWASHER	8	3T
15	66000942	NUT M10X1.25	AR	
16	66000983	WASHER	2	2T
16	66002765	WASHER	2	3T
17	66000985	GEAR SIDE	2	2T
17	66002767	GEAR SIDE	2	3T

FIG.13 REDUCTION & DIFFERENTIAL

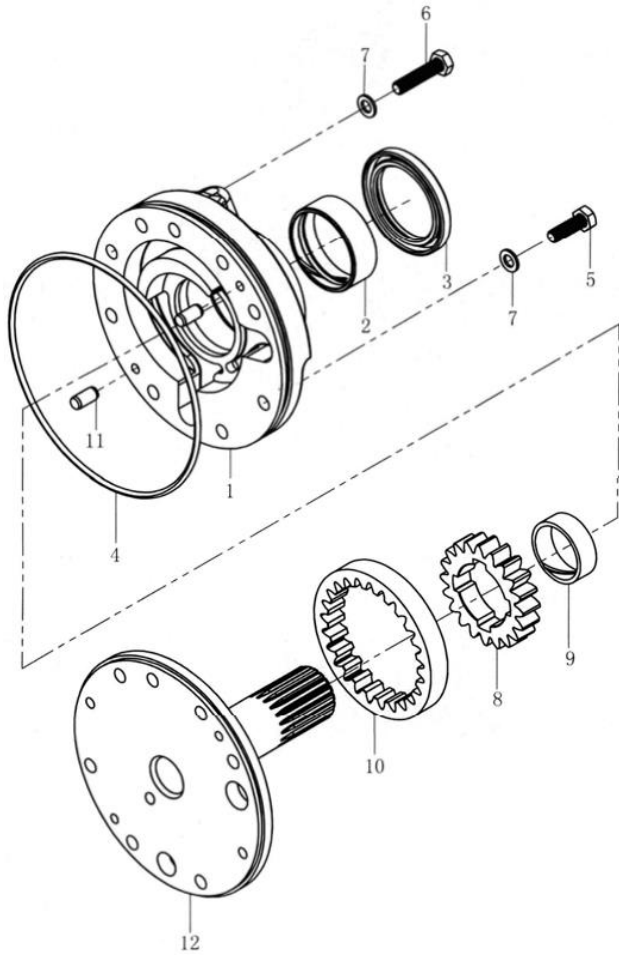
ALL MODELS OF TRUCK



ITEM	PART NO.	DESCRIPTION	QTY	REMARKS OR SERIAL NO.
18	66000984	PINION SHAFT	1	2T
18	66002766	PINION SHAFT	1	3T
19	66000981	PINION SHAFT	1	2T
19	66002763	PINION SHAFT	1	3T
20	66002634	PIN B6X28	1	2T
20	66000910	PIN B6X30	1	3T
21	66000982	PLANETARY PINION	4	2T
21	66002764	PLANETARY PINION	4	3T
22	66000980	WASHER-THRUST	4	2T
22	66002762	WASHER-THRUST	4	3T
23	66000920	BEARING 6211	2	2T
23	66002752	BEARING 6213	2	3T
24	66009019	BOLT	16	2T
24	66002770	BOLT	12	3T
25	66002769	WASHER-LOCK	6	3T ONLY

FIG.14 CHARGING PUMP

ALL MODELS OF TRUCK



ITEM	PART NO.	DESCRIPTION	QTY	REMARKS OR SERIAL NO.
A1	66001026	CHARGING PUMP	1	INC:1-12
1	NO PART NO.	HOUSING-PUMP	1	
2	66001027	BUSHING	1	
3	66000958	OIL SEAL B50X68X8	1	
4	66000925	O-RING 145X3.55	1	
5	66000118	BOLT M8X25	1	
6	66000940	BOLT M8X35	1	
7	66000969	SEALING WASHER 8X14X1.5	2	
8	66001028	GEAR-DRIVE	1	
9	66001029	BUSHING	1	
10	66001030	GEAR,DRIVEN	1	
11	66000911	PIN B8X16	2	
12	66001031	SUPPORT-STARTER	1	

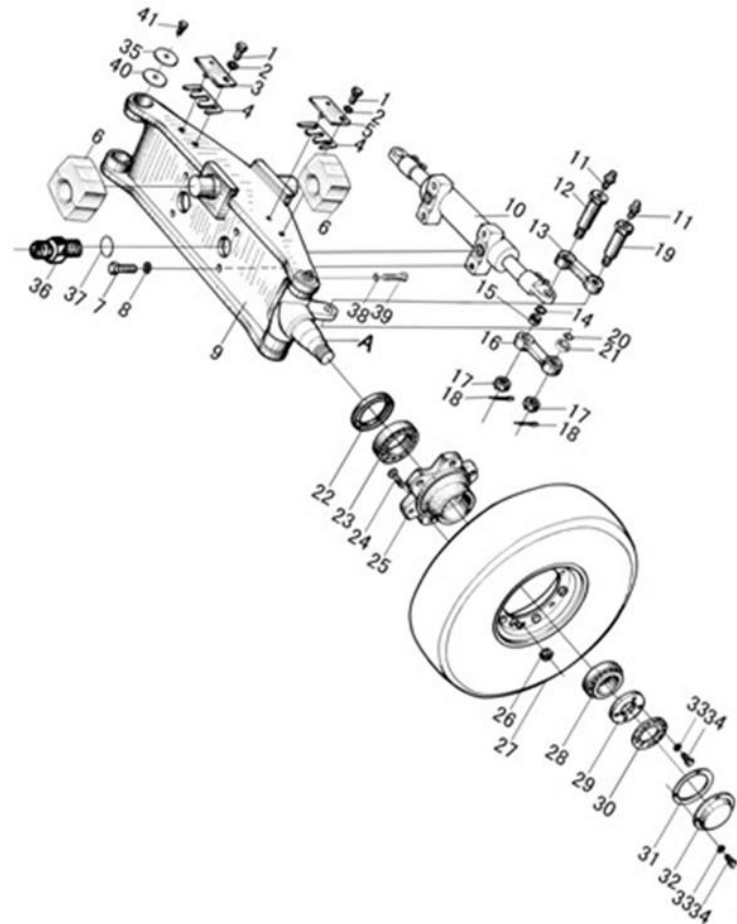
PART II STEERING SYSTEM CONTENTS

- (A) UT30/35P YANMAR 3.0L DSL (4TNV94) (B) UT30/35P YANMAR 3.3L DSL (4TNE98) (B1) UT20/25P YANMAR 2.6L DSL (4TNE92)
 (C) UT20/35P MAZDA 2.2L LPG (C1) UT20/35P MAZDA 2.2L DUAL (E) UT20/35P NISSAN 2.5L LPG (K25)
 (F) UT20/35P NISSAN 2.5L DUAL (K25) (G) UT20/35P XINCHAI 2.7L DSL (A490BPG-3) (I) UT20/35P PSI 2.4L LPG W/O HTR
 (H) UT20/35P PSI 2.4L LPG W/HTR (J) UT20/35P PSI 2.4L DUAL W/O HTR (J1) UT20/35P PSI 2.4L DUAL W/HTR

ITEM	DESCRIPTION	SERIAL NO.	PAGE
FIG.1	STEERING AXLE I	ALL MODELS OF TRUCK	2-1
FIG.2	STEERING AXLE II	ALL MODELS OF TRUCK	2-4
FIG.3-1	STEER WHEEL ASSY	2.0T-2.5T	2-5
FIG.3-2	STEER WHEEL ASSY	3.0T-3.5T	2-6
FIG.4	STEERING CYLINDER	ALL MODELS OF TRUCK	2-7
FIG.5	STEERING COLUMN	ALL MODELS OF TRUCK	2-9
FIG.5-1	STEERING COLUMN (SHOCK ABSORPTION)	ALL MODELS OF TRUCK	2-11
FIG.6	STEERING SHAFT	ALL MODELS OF TRUCK	2-14

FIG.1 STEERING AXLE I

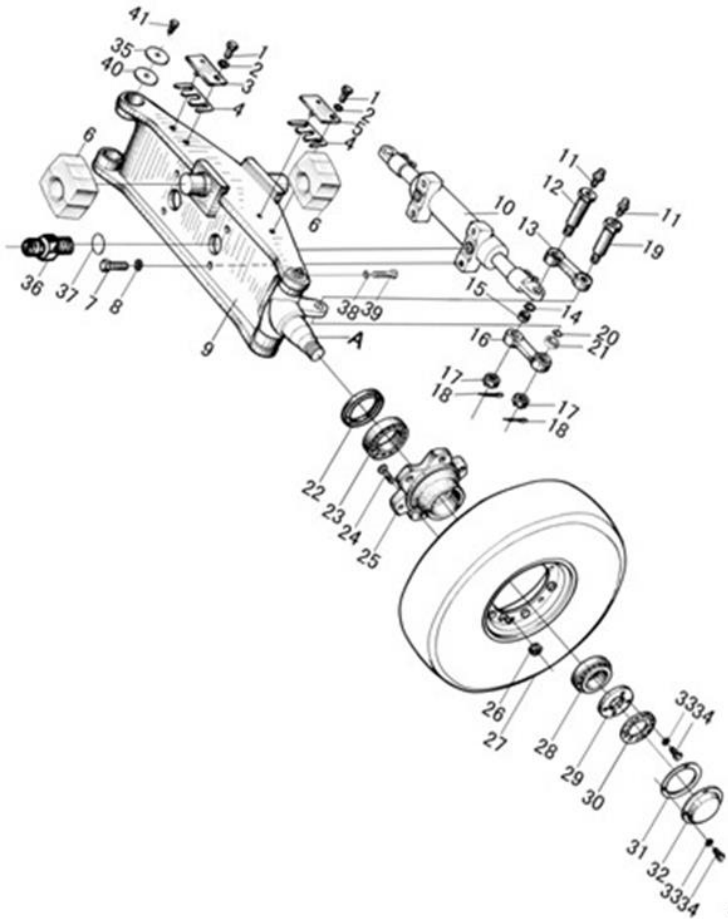
ALL MODELS OF TRUCK



ITEM	PART NO.	DESCRIPTION	QTY	REMARKS OR SERIAL NO.
1	66000136	BOLT M10X1.25X30	2	
2	66000066	WASHER 10	2	
3	66000451	PLATE	1	
4	66000317	SHIM	2	
5	66000448	PLATE	1	
6	66000680	SHOCK ABSORPTION-MOUNT	2	
7	66000141	BOLT M14X1.5X40	4	
8	66000068	WASHER 14	4	
9	66000682	STEERING AXLE-WELDED	1	Ⓑ Ⓔ Ⓕ < 11-20-2012
9	66011163	STEERING AXLE-CASTED	1	Ⓐ Ⓑ Ⓑ1 Ⓔ Ⓕ Ⓖ > 11-20-2012
9	66000731	STEERING AXLE	1	Ⓒ Ⓒ1 Ⓘ Ⓛ Ⓜ Ⓝ
10	66000683	STEERING CYLINDER	1	SEE FIG.4
11	66000607	GREASE FITTING	4	
12	66000428	PIN	2	
13	66000429	TIE-ROD	2	

FIG.1 STEERING AXLE I

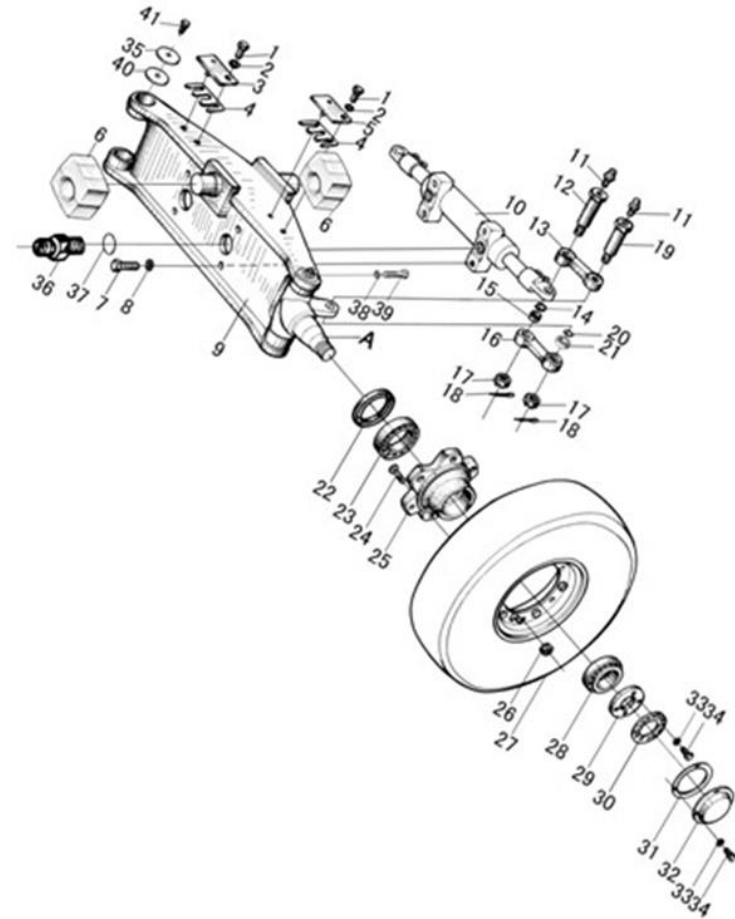
ALL MODELS OF TRUCK



ITEM	PART NO.	DESCRIPTION	QTY	REMARKS OR SERIAL NO.
14	66000173	SNAP RING 35	2	
15	66000160	BEARING GE20ES-2RS	2	
16	66000430	TIE-ROD	2	
17	66000162	NUT M14X1.5	4	
18	66000062	COTTER PIN 3.2X40	4	
19	66000431	PIN	2	
20	66000170	SNAP RING 30	2	
21	66000159	BEARING GE17ES-2RS	2	
22	66000169	OIL SEAL FB60X90X8	2	
23	66000045	BEARING 32210	2	
24	66000433	BOLT	12	
25	66000435	HUB	2	
26	66000432	NUT	12	
27	SEE FIG.3-1	WHEEL ASSY-STEER	2	2T
27	SEE FIG.3-2	WHEEL ASSY-STEER	2	3T

FIG.1 STEERING AXLE I

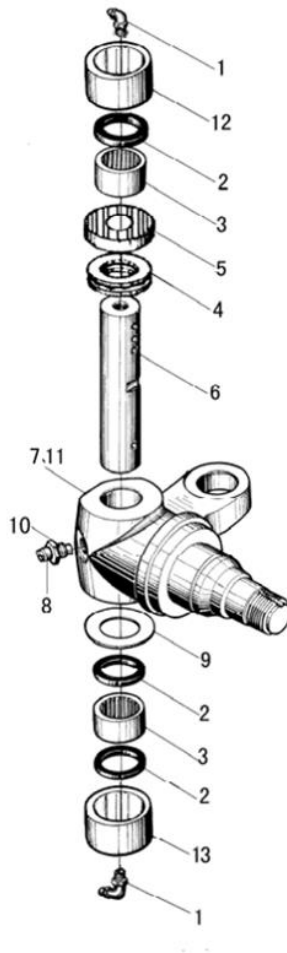
ALL MODELS OF TRUCK



ITEM	PART NO.	DESCRIPTION	QTY	REMARKS OR SERIAL NO.
28	66000044	BEARING 32208	2	
29	66000438	LOCK NUT	2	
30	66000439	WASHER	2	
31	66000436	GASKET	2	
32	66000437	HUB CAP	2	
33	66000064	WASHER 6	10	
34	66000109	BOLT M6X12	10	
35	66000441	COVER	4	
36	66000681	CONNECTOR	2	
37	66000188	O-RING P11	2	
38	66000149	NUT M14X1.5	2	
39	66000442	BOLT	2	
40	66000444	PLATE	4	
41	66000100	SCREW M6X12	12	

FIG.2 STEERING AXLE II

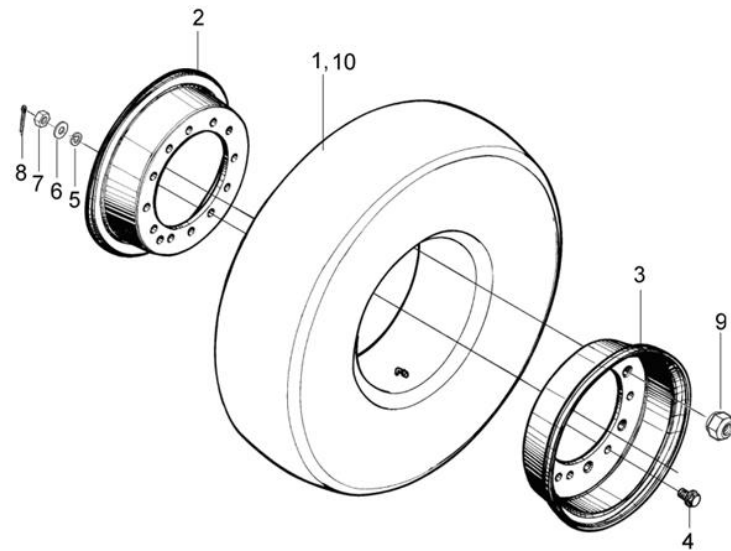
ALL MODELS OF TRUCK



ITEM	PART NO.	DESCRIPTION	QTY	REMARKS OR SERIAL NO.
1	66000608	GREASE FITTING	6	
2	66000440	OIL SEAL	6	
3	66000262	BEARING K304030	4	
4	66000046	BEARING 51206	2	≤ 01-01-2014
4	66300058	BEARING /SEAL(COMBO)	2	≥ 01-01-2014
5	66000426	DUST SEAL	2	≤ 01-01-2014
6	66000425	KING PIN	2	
7	66000427	SPINDLE-LH	1	
8	66000445	BOLT	2	
9	66000434	SHIM	2	
10	66000066	WASHER 10	2	
11	66000443	SPINDLE-RH	1	
12	66000446	SLEEVE	2	
13	66000447	SLEEVE	2	

FIG.3-1 STEER WHEEL ASSY

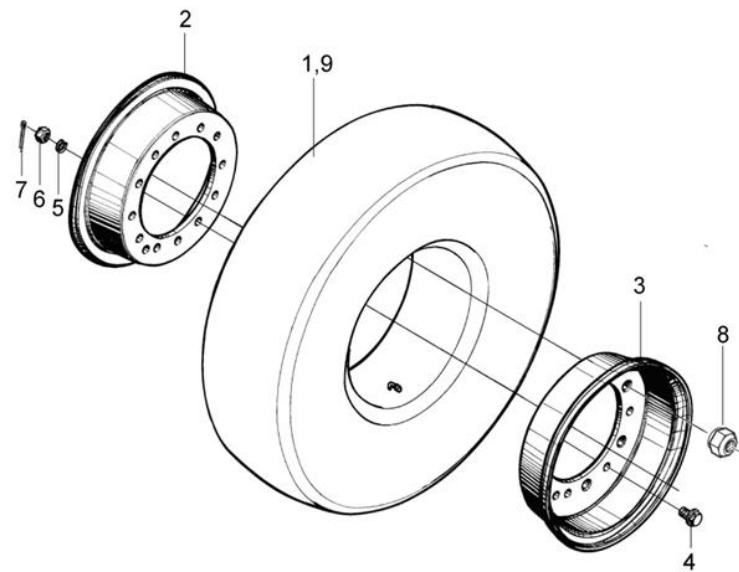
2.0T-2.5T



ITEM	PART NO.	DESCRIPTION	QTY	REMARKS OR SERIAL NO.
A1	66000346	STEER WHEEL & TIRE ASSY	2	SOLID PNEU: INC.1-9
A1	66011511	STEER WHEEL & TIRE ASSY	2	PNEU:INC.1-9
1	66011488	TIRE 6.00-9	1	SOLID PNEU
1	66000047	TIRE 6.00-9-10PR	1	PNEUMATIC
2	66011146	RIM ASSY-INNER	6	SOLD AS A SET
3	66011146	RIM ASSY-OUTER	6	SOLD AS A SET
4	66001069	BOLT	6	
5	66000067	WASHER 12	6	
6	66000165	WASHER 12	6	
7	66000161	NUT M12X1.5	6	
8	66000060	PIN 3.2X22	6	
9	66000432	NUT		
10	66011489	TIRE 6.00-9-SOLID PN		NON MARKING
	66011517	LABEL-2 PC RIM WARNING		PNEU TIRE ONLY-NOT PICTURE

FIG.3-2 STEER WHEEL ASSY

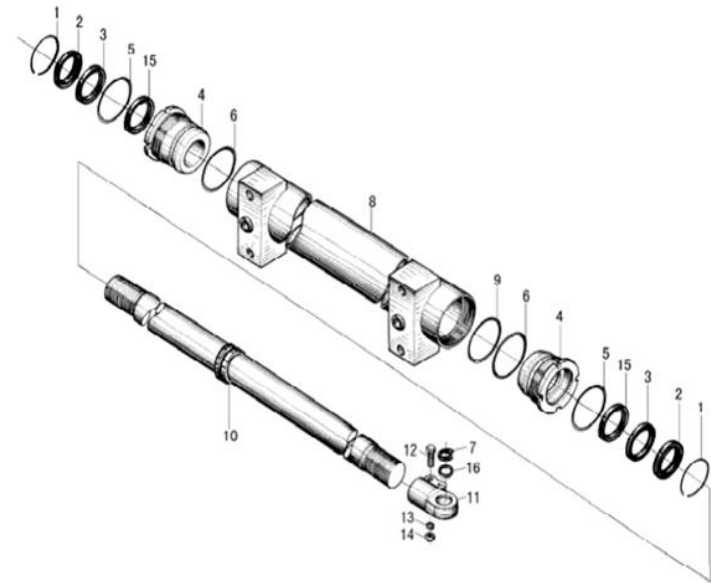
3.0T-3.5T



ITEM	PART NO.	DESCRIPTION	QTY	REMARKS OR SERIAL NO.
A1	66011515	STEER WHEEL & TIRE ASSY	2	INC.1-7 SOLID PNEU
A1	66002689	STEER WHEEL & TIRE ASSY	1	INC.1-7 PNEU
1	66011490	TIRE 6.50-10	1	SOLID PNEU
1	66002637	TIRE 6.50-10-10PR	1	PNEU
2	66300489	RIM ASSY-INNER	6	SOLD AS A SET
3	66300489	RIM ASSY-OUTER	6	SOLD AS A SET
4	66001069	BOLT	6	
5	66000067	WASHER 12	6	
6	66000161	NUT M12X1.5		
7	66000060	COTTER PIN 3.2X22		
8	66000432	NUT M12		
9	66011491	TIRE 6.50-10		NON-MARKING
-	66011517	LABEL-2 PC RIM WARNING		PNEU TIRE ONLY NOT PICTURED

FIG.4 STEERING CYLINDER

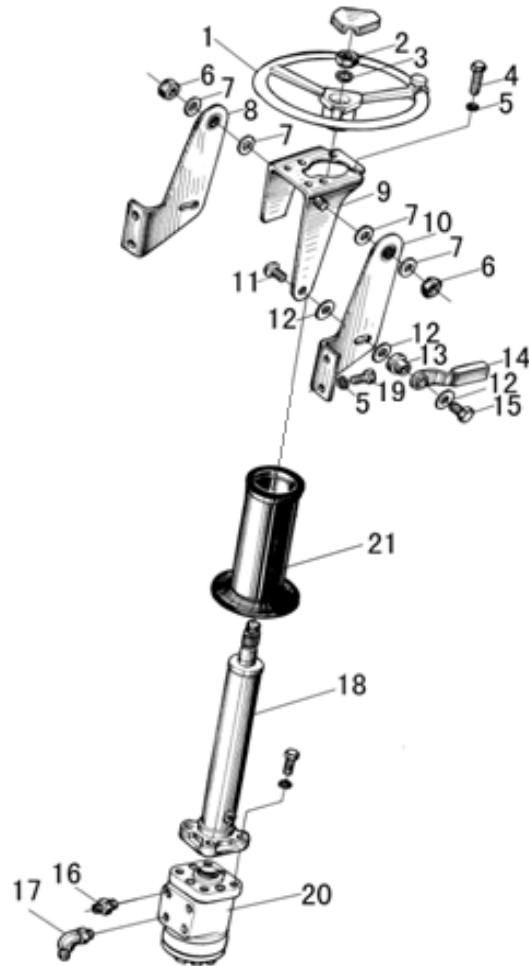
ALL MODELS OF TRUCK



ITEM	PART NO.	DESCRIPTION	QTY	REMARKS OR SERIAL NO.
A1	66000683	STEERING CYLINDER	1	INC:1-16
1	66000318	SNAP RING	2	
2	NO PART NO.	BACKUP RING	2	
3	NO PART NO.	SEAL RING	2	
4	66000684	END CAP	2	
5	66000097	O-RING 70X3.1	2	
6	66000096	O-RING 65X3.5	2	
7	66000171	SNAP RING 35	2	
8	66000685	CYLINDER BODY	1	
9	NO PART NO.	RING D65X54X4.2	1	
10	66011611	PISTON ROD	1	
11	66000449	CYLINDER ROD END	2	
12	66000136	BOLT M10X1.25X30	4	
13	66000066	WASHER 10	4	
14	66000153	NUT M10X1.25	4	

FIG.5 STEERING COLUMN ≤09/2011

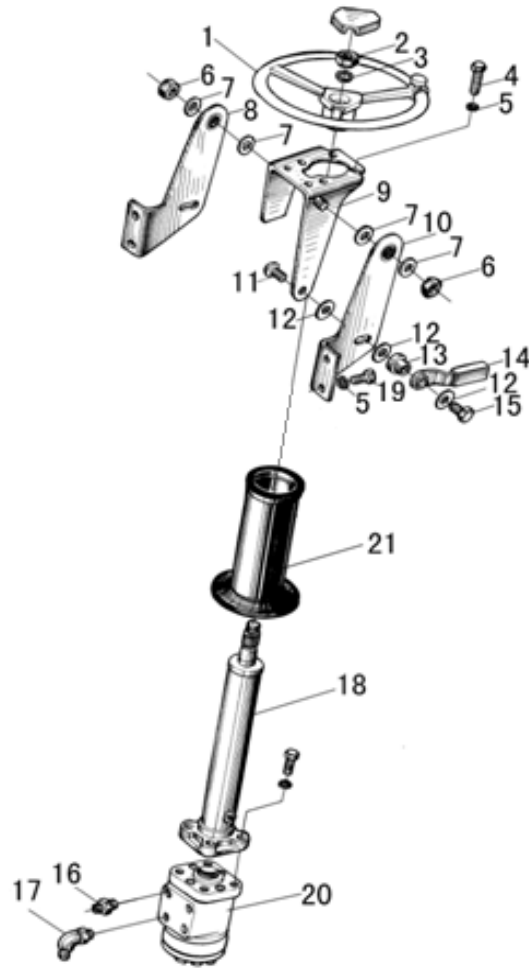
ALL MODELS OF TRUCK



ITEM	PART NO.	DESCRIPTION	QTY	REMARKS OR SERIAL NO.
1	66009031	STEERING ASSY	1	
2	66000154	NUT M16X1.5	1	
3	66000069	WASHER 16	1	
4	66000126	BOLT M10X35	4	
5	66000066	WASHER 10	8	
6	66000157	NUT M10	2	
7	66000417	WASHER	4	
8	66000420	BRACKET-RH	1	
9	66000419	BRACKET	1	
10	66000418	BRACKET-LH	1	
11	66000409	BOLT	4	
12	66000407	WASHER	2	
13	66000408	SPACER	1	
14	66000422	HANDLE	1	
15	66000406	BOLT	1	

FIG.5 STEERING COLUMN ≤09/2011

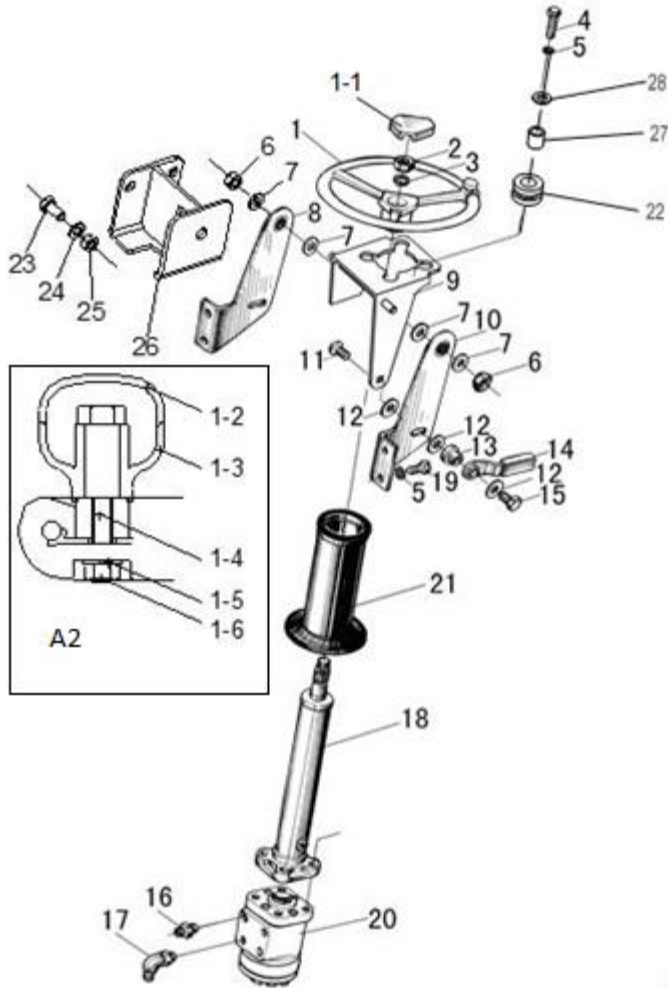
ALL MODELS OF TRUCK



ITEM	PART NO.	DESCRIPTION	QTY	REMARKS OR SERIAL NO.
16	66000421	FITTING	2	
17	66000423	FITTING	2	
18	SEE FIG.6	STEERING SHAFT	1	
19	66000134	BOLT M10X1.25X20	4	
20	66000424	STEERING CONTROL UNIT	1	
21	66000410	SLEEVE	1	
K	66003600	KIT-SEAL-CONTROL UNIT		FOR 66000424

FIG.5-1 STEERING COLUMN >10/2011
(SHOCK ABSORPTION)

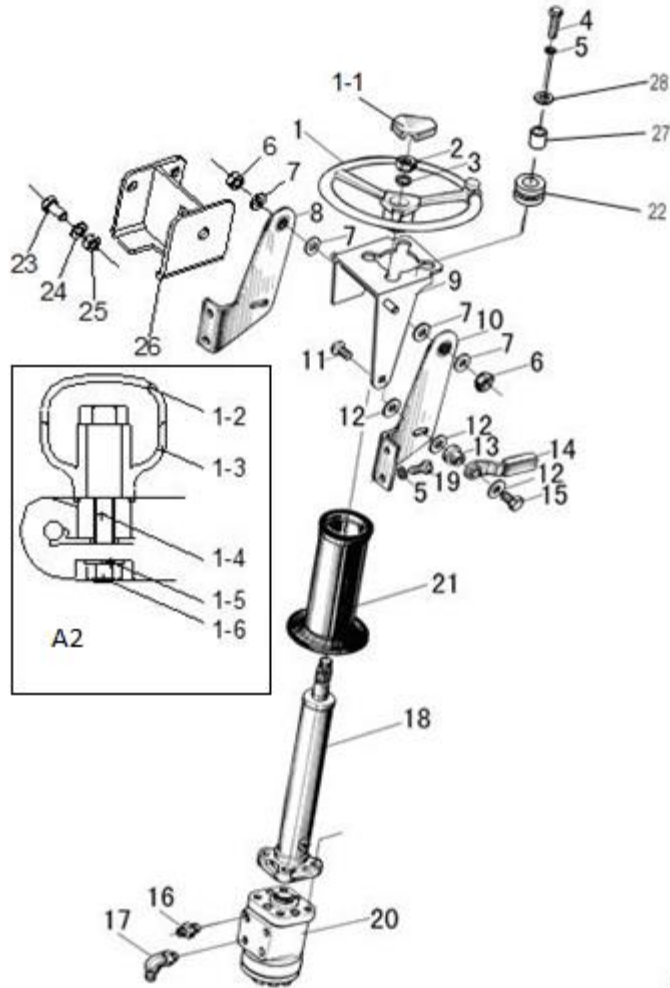
ALL MODELS OF TRUCK



ITEM	PART NO.	DESCRIPTION	QTY	REMARKS OR SERIAL NO.
A1	66300000	HORN BUTTON ASSY	1	INC:1-1
1-1	66011969	HORN BUTTON	1	
A2	66300342	STEERING KNOB ASSY	1	INC. 1-2 THRU 1-6
1-2	NO PART NO.	COVER	1	NSS
1-3	NO PART NO.	STEERING KNOB	1	NSS
1-4	NO PART NO.	BOLT	1	NSS
1-5	66000081	WASHER 8	1	
1-6	66000098	NUT M8	1	
1	66009031	STEERING WHEEL ASSY	1	INC. 1-1 & 1-3
2	66000154	NUT M16X1.5	1	
3	66000069	WASHER 16	1	
4	66000127	BOLT M10X45	4	>10/2011
5	66000066	WASHER 10	8	
6	66000157	NUT M10	2	
7	66000417	WASHER	4	

FIG.5-1 STEERING COLUMN >10/2011
(SHOCK ABSORPTION)

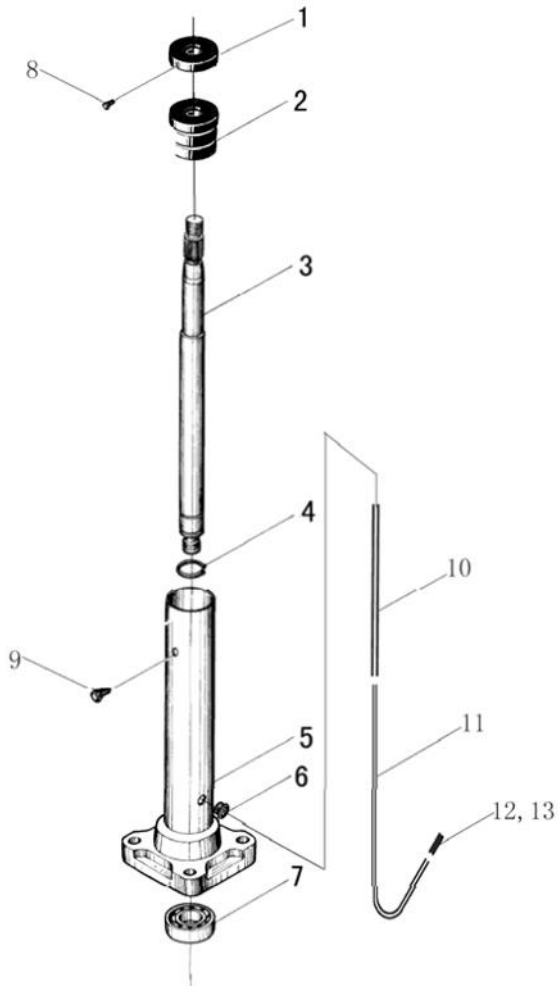
ALL MODELS OF TRUCK



ITEM	PART NO.	DESCRIPTION	QTY	REMARKS OR SERIAL NO.
8	66000420	BRACKET-RH	1	
9	66300837	BRACKET	1	>10/2011
10	66000418	BRACKET-LH	1	
11	66000409	BOLT	4	
12	66000407	WASHER	2	
13	66000408	SPACER	1	
14	66000422	HANDLE	1	
15	66000406	BOLT	1	
16	66000421	FITTING	2	
17	66000423	FITTING	2	
18	SEE FIG.6	STEERING SHAFT	1	
19	66000134	BOLT M10X1.25X20	4	
20	66000424	STEERING CONTROL UNIT	1	
21	66000410	SLEEVE	1	
22	66009688	ISOLATOR	4	>10/2011

FIG.6 STEERING SHAFT

ALL MODELS OF TRUCK



ITEM	PART NO.	DESCRIPTION	QTY	REMARKS OR SERIAL NO.
A1	66000412	STEERING SHAFT ASSY	1	≤09-26-2011 INC:1-13
A2	66009032	STEERING SHAFT ASSY-SHOCK ABSORBER	1	>>10/2011 INC:1-13
1	66000900	CONDUCTIVE COVER	1	
2	66000414	SPACER	1	
3	66000413	STEERING SHAFT	1	
4	66000176	SNAP RING 20	1	
5	66000416	STEERING COLUMN-HOUSING	1	≤09-26-2011
5	66009033	STEERING COLUMN-HOUSING	1	>10/2011
6	66000901	GROMMET	1	
7	66000043	BEARING 61904	1	
8	66000050	SCREW M3X8	2	
9	66000051	SCREW M5X8	2	
10	66000415	GUARD	1	
11	66000007	WIRE HARNESS	1	
12	66000012	WIRE ENDS	1	

PART III POWER SYSTEM

- | | | |
|-------------------------------------|---|--------------------------------------|
| Ⓐ UT30/35P YANMAR 3.0L DSL (4TNV94) | Ⓑ UT30/35P YANMAR 3.3L DSL (4TNE98) | Ⓑ1 UT20/25P YANMAR 2.6L DSL (4TNE92) |
| Ⓒ UT20/35P MAZDA 2.2L LPG | Ⓒ1 UT20/35P MAZDA 2.2L DUAL | Ⓔ UT20/35P NISSAN 2.5L LPG (K25) |
| Ⓕ UT20/35P NISSAN 2.5L DUAL (K25) | Ⓖ UT20/35P XINCHAI 2.7L DSL (A490BPG-3) | Ⓘ UT20/35P PSI 2.4L LPG W/O HTR |
| Ⓙ UT20/35P PSI 2.4L LPG W/HTR | Ⓝ UT20/35P PSI 2.4L DUAL W/O HTR | Ⓝ1 UT20/35P PSI 2.4L DUAL W/HTR |

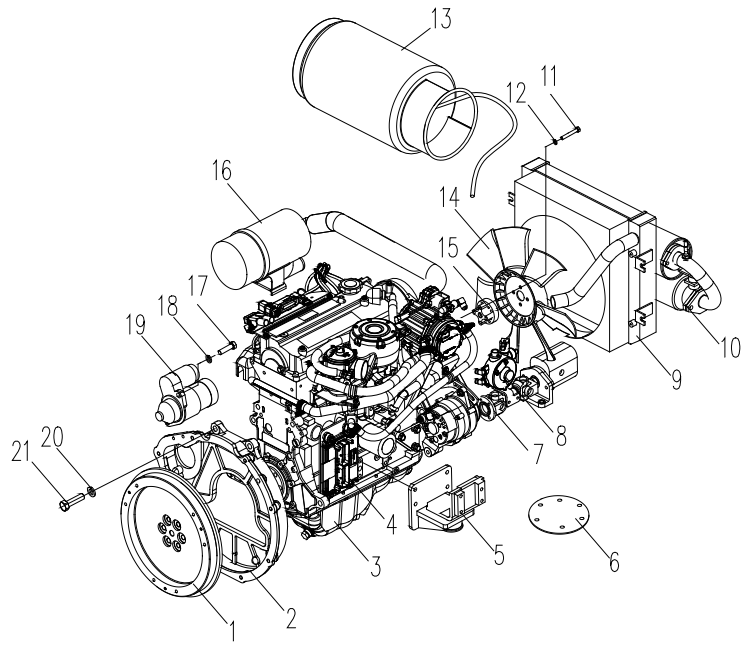
ITEM	DESCRIPTION	SERIAL NO.	PAGE
FIG.1-1	POWER SYSTEM-YANMAR	Ⓐ Ⓑ Ⓑ1	3-1
FIG.1-2	POWER SYSTEM-MAZDA & PSI	Ⓒ Ⓒ1 Ⓘ Ⓝ Ⓝ1	3-2
FIG.1-3	POWER SYSTEM-NISSAN	Ⓔ Ⓕ	3-4
FIG.1-4	POWER SYSTEM-XINCHAI	Ⓖ	3-5
FIG.2-1	AIR INTAKE SYSTEM-YANMAR	Ⓐ Ⓑ Ⓑ1	3-6
FIG.2-2	AIR INTAKE SYSTEM-MAZDA & PSI	Ⓒ Ⓒ1 Ⓘ Ⓝ Ⓝ1	3-8
FIG.2-3	AIR INTAKE SYSTEM-NISSAN LPG	Ⓔ	3-9
FIG.2-4	AIR INTAKE SYSTEM-NISSAN DUAL	Ⓕ	3-10
FIG.2-5	AIR INTAKE SYSTEM-XINCHAI	Ⓖ	3-11
FIG.3-1	HIGH AIR INTAKE SYSTEM	ALL MODELS OF TRUCK	3-12
FIG.3-2	HIGH AIR INTAKE SYSTEM	ALL MODELS OF TRUCK	3-13
FIG.4-1	EXHAUST SYSTEM-YANMAR	Ⓐ Ⓑ Ⓑ1	3-14
FIG.4-2	EXHAUST SYSTEM-MAZDA	Ⓒ Ⓒ1	3-15
FIG.4-3	EXHAUST SYSTEM-NISSAN	Ⓔ Ⓕ	3-18
FIG.4-4	EXHAUST SYSTEM-XINCHAI	Ⓖ	3-19
FIG.4-5	EXHAUST SYSTEM-PSI	Ⓘ Ⓝ Ⓝ1	3-20
FIG.5-1	HIGH EXHAUST SYSTEM-YANMAR	Ⓐ Ⓑ Ⓑ1	3-22
FIG.5-2	HIGH EXHAUST SYSTEM-NISSAN	Ⓔ Ⓕ	3-23

ITEM	DESCRIPTION	SERIAL NO.	PAGE
FIG.5-3	HIGH EXHAUST SYSTEM-XINCHAI	Ⓒ	3-24
FIG.6-1	COOLING SYSTEM-YANMAR	Ⓐ Ⓑ Ⓔ	3-25
FIG.6-2	COOLING SYSTEM-MAZDA	Ⓒ Ⓒ1	3-27
FIG.6-3	COOLING SYSTEM-NISSAN	Ⓔ Ⓕ	3-29
FIG.6-4	COOLING SYSTEM-XINCHAI	Ⓒ	3-31
FIG.6-5	COOLING SYSTEM-PSI	Ⓘ Ⓜ Ⓝ Ⓝ1	3-33
FIG.7-1	FUEL SYSTEM-YANMAR	Ⓐ	3-35
FIG.7-2	FUEL SYSTEM-YANMAR	Ⓑ Ⓑ1	3-37
FIG.7-3	FUEL SYSTEM-MAZDA DUAL	Ⓒ1	3-39
FIG.7-4	FUEL SYSTEM-NISSAN DUAL	Ⓕ	3-41
FIG.7-5	FUEL SYSTEM-XINCHAI	Ⓒ	3-42
FIG.7-6	FUEL SYSTEM-PSI DUAL	Ⓝ Ⓝ1	3-43
FIG.8	FUEL COVER-LPG	Ⓒ Ⓔ Ⓘ Ⓜ	3-45
FIG.9-1	ENGINE MOUNT-YANMAR	Ⓐ Ⓑ Ⓔ	3-46
FIG.9-2	ENGINE MOUNT-MAZDA	Ⓒ Ⓒ1	3-47
FIG.9-3	ENGINE MOUNT-NISSAN	Ⓔ Ⓕ	3-48
FIG.9-4	ENGINE MOUNT-XINCHAI	Ⓒ	3-49
FIG.9-5	ENGINE MOUNT-PSI	Ⓘ Ⓜ Ⓝ Ⓝ1	3-50
FIG.10	LPG PLUMBING	Ⓒ Ⓒ1 Ⓘ Ⓜ Ⓝ Ⓝ1	3-51
FIG.11-1	GEAR SHAFT-MAZDA	Ⓒ Ⓒ1	3-53
FIG.11-2	GEAR SHAFT-PSI	Ⓘ Ⓜ Ⓝ Ⓝ1	3-54
FIG.12	DPF AIR INTAKE OPTION	Ⓐ Ⓑ Ⓑ1	3-55
FIG.13	DPF EXHAUST OPTION	Ⓐ Ⓑ Ⓑ1	3-56

ITEM	DESCRIPTION	SERIAL NO.	PAGE
FIG.14	DPF FUEL SYSTEM OPTION	Ⓐ Ⓑ Ⓔ	3-58
FIG.15	DPF-ECU	Ⓐ Ⓑ Ⓔ	3-60
FIG.16	DPF FILTER	Ⓐ Ⓑ Ⓔ	3-61

FIG.1-2 POWER SYSTEM

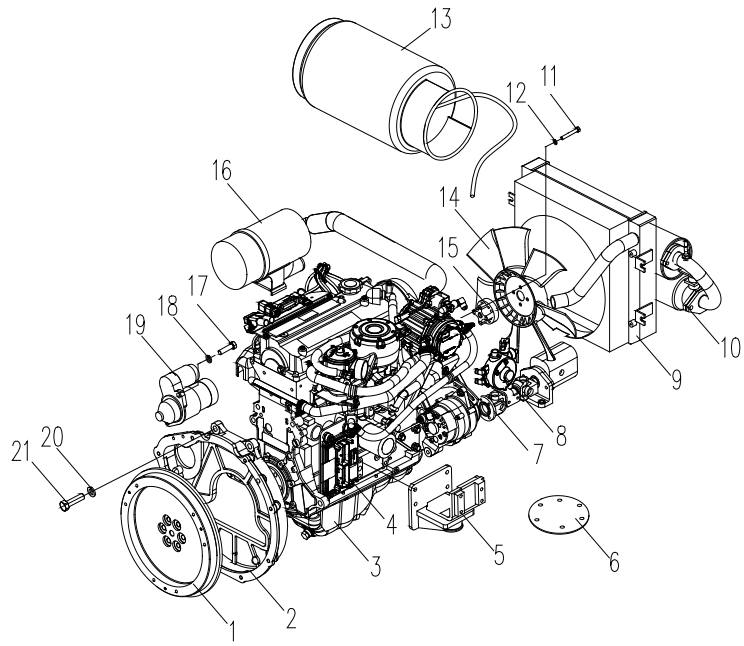
© UT20/35P MAZ LPG ©1 UT20/35P MAZ DF
 ① UT20/35P PSI LPG ①① UT20/35P PSI LPG HTR
 ①① UT20/35P PSI DF ①① UT20/35P PSI DF HTR



ITEM	PART NO.	DESCRIPTION	QTY	REMARKS OR SERIAL NO.
1	66009672	FLYWHEEL	1	
2	66009671	FLYWHEEL HOUSING	1	
3	66009675	ENGINE	1	©
3	66009657	ENGINE	1	©1
3	76502593	ENGINE-BASE	1	① ①① ①① ①①
4	NO PART NO.	LPG FUEL SYSTEMS	1	NSS
5	NO PART NO.	ENGINE MOUNT	1	NSS
6	NO PART NO.	FUEL SYSTEMS	1	NSS
7	SEE FIG.11-1 OR 11-2	GEAR PUMP	1	PER ENGINE
8	NO PART NO.	FUEL HOSE	1	NSS
9	NO PART NO.	COOLING SYSTEMS	1	NSS
10	NO PART NO.	EXHAUST SYSTEM	1	NSS
11	66300444	BOLT M8X65	4	
12	66000065	WASHER 8	4	
13	NO PART NO.	LPG TANK SYSTEM	1	SEE SECTION 12, NISSAN LPG SYSTEM

FIG.1-2 POWER SYSTEM

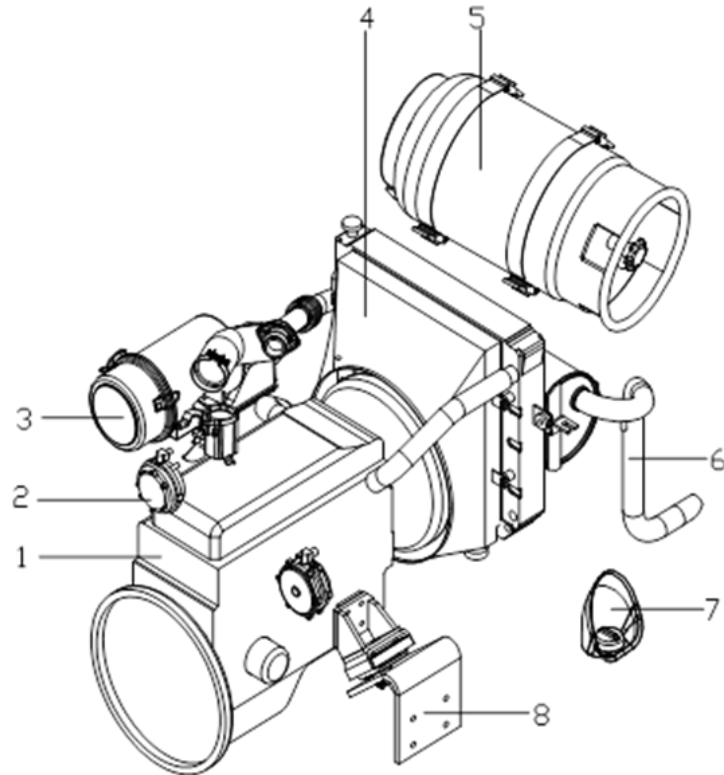
© UT20/35P MAZ LPG Ⓢ UT20/35P MAZ DF
 ① UT20/35P PSI LPG ⑩ UT20/35P PSI LPG HTR
 ② UT20/35P PSI DF ⑪ UT20/35P PSI DF HTR



ITEM	PART NO.	DESCRIPTION	QTY	REMARKS OR SERIAL NO.
14	66009669	FAN	1	76001348
15	66009670	FAN SPACER	1	76001641
16	66009640	AIR INTAKE FILTER	1	
17	66000136	BOLT M10X1.25X30	1	
18	66000066	WASHER 10	2	
19	66009674	STARTER	1	
20	66000068	WASHER 14	6	
21	66009638	BOLT M14X1.5X35	6	
	76001309	CATALYTIC CONVERTER		
	76001641	FAN SPACER		
	76001561	FAN-PULLEY		
	76501118	FAN BELT		
	76501117	FAN BRACKET		
	76001928	TENSIONER		

FIG.1-3 POWER SYSTEM

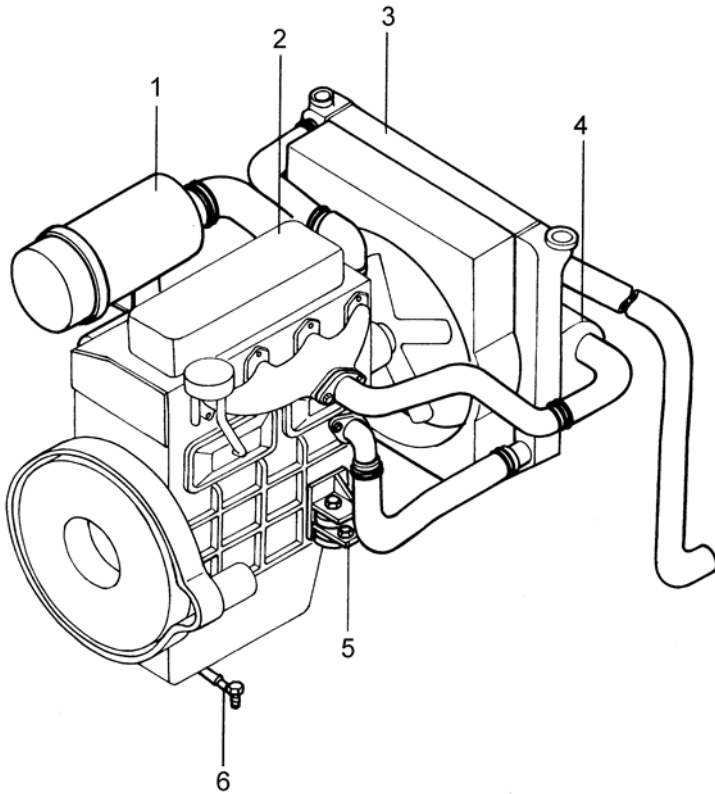
Ⓔ UT20/35P NIS LPG (K25) Ⓕ UT20/35P NIS DF (K25)



ITEM	PART NO.	DESCRIPTION	QTY	REMARKS OR SERIAL NO.
1	66001066	ENGINE	1	Ⓔ Ⓕ
2	NO PART NO.	LPG FUEL SYSTEM	1	Ⓔ NSS
3	NO PART NO.	AIR INTAKE SYSTEM	1	NSS
4	NO PART NO.	COOLING SYSTEM	1	NSS
5	NO PART NO.	LPG STORAGE SYSTEM	1	SEE SECTION 12, NISSAN LPG SYSTEM
6	NO PART NO.	EXHAUST SYSTEM	1	
7	NO PART NO.	FUEL SYSTEM	1	Ⓕ NSS
8	NO PART NO.	ENGINE MOUNT	1	

FIG.1-4 POWER SYSTEM

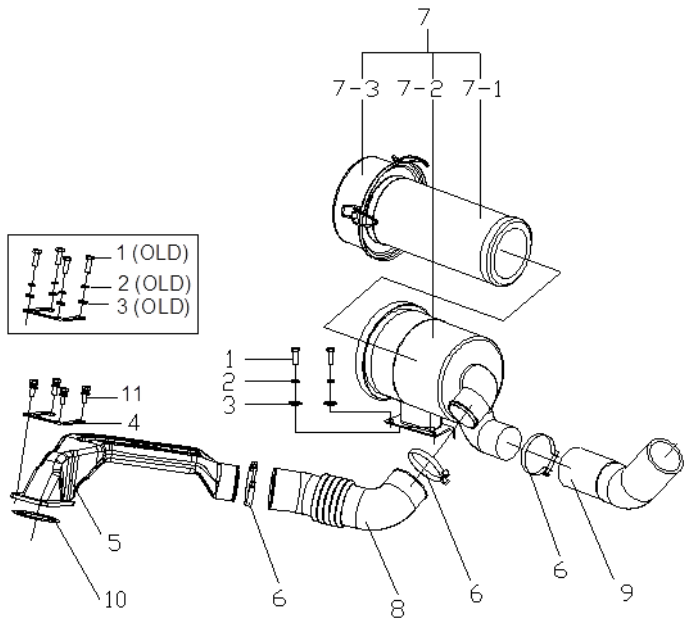
© UT20/35P XIN (A490BPG)



ITEM	PART NO.	DESCRIPTION	QTY	REMARKS OR SERIAL NO.
1	NO PART NO.	AIR INTAKE SYSTEM	1	NSS
2	66300700	ENGINE	1	
3	NO PART NO.	COOLING SYSTEM	1	NSS
4	NO PART NO.	EXHAUST SYSTEM	1	NSS
5	NO PART NO.	ENGINE MOUNT	1	NSS
6	NO PART NO.	FUEL SYSTEM	1	NSS

FIG.2-1 AIR INTAKE SYSTEM

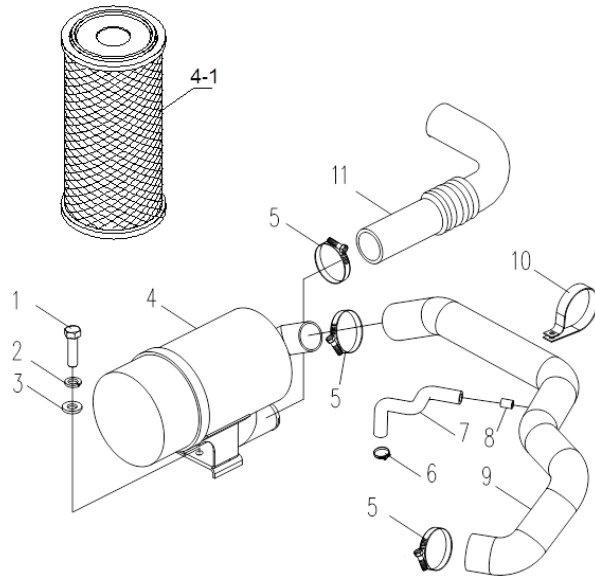
Ⓐ UT30/35P YAN (4TNV94) Ⓑ UT30/35P YAN (4TNE98) Ⓑ① UT20/25P YAN (4TNE92)



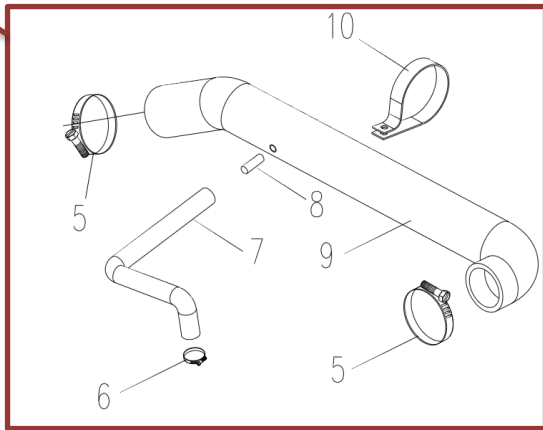
ITEM	PART NO.	DESCRIPTION	QTY	REMARKS OR SERIAL NO.
1	66000115	BOLT M8X16	6	<12-7-2012
1	66000115	BOLT M8X16	2	≥12-07-2012
2	66000065	WASHER 8	6	<12-7-2012
2	66000065	WASHER 8	2	≥12-07-2012
3	66000163	WASHER 8	6	<12-7-2012
3	66000163	WASHER 8	2	≥12-07-2012
4	66000829	SHIM	1	
5	66300491	AIR INLET	1	Ⓑ Ⓑ①
5	66300580	AIR INLET	1	Ⓐ
6	66000606	CLAMP 76	3	
7	66000277	AIR CLEANER	1	INC:7-1,7-2,7-3
7-1	66011162	FILTER ELEMENT	1	
7-2	NO PART NO.	HOUSING	1	
7-3	NO PART NO.	COVER	1	
8	66000789	HOSE-AIR INLET	1	

FIG.2-2 AIR INTAKE SYSTEM

© UT20/35P MAZ LPG ©1 UT20/35P MAZ DF
 ① UT20/35P PSI LPG ①① UT20/35P PSI LPG HTR
 ① UT20/35P PSI DF ①① UT20/35P PSI DF HTR



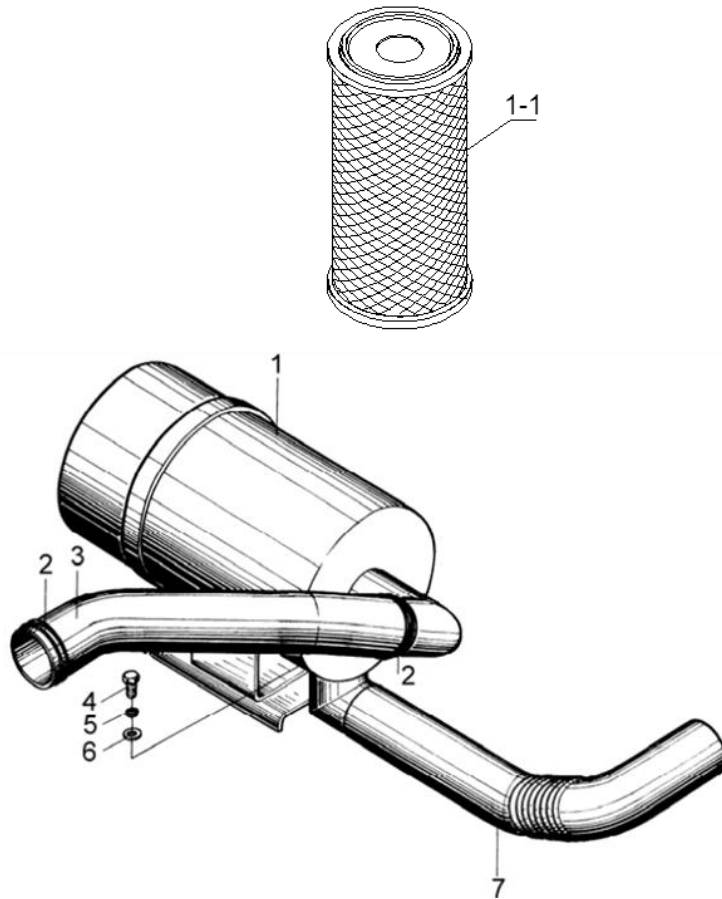
©1



ITEM	PART NO.	DESCRIPTION	QTY	REMARKS OR SERIAL NO.
1	66000115	BOLT M8X16	4	
2	66000065	WASHER 8	4	
3	66000163	WASHER 8	4	
4	66000277	AIR CLEANER	1	INC:4-1
4-1	66011162	FILTER ELEMENT	1	≥1-28-2013
5	66003779	CLAMP 64	2	
6	66000271	CLAMP	1	OPTIONAL:66006576
7	66009771	HOSE	4	©
7	66011166	HOSE-FORMED	4	©1
8	66009773	FITTING-PLASTIC	4	
9	66009770	HOSE-AIR INTAKE	1	©
9	66011165	HOSE-AIR INTAKE	1	©1
9	66300846	HOSE-AIR INTAKE	1	① ①① ① ①①
10	66009772	CLAMP		
11	66000452	AIR INLET HOSE		

FIG.2-3 AIR INTAKE SYSTEM

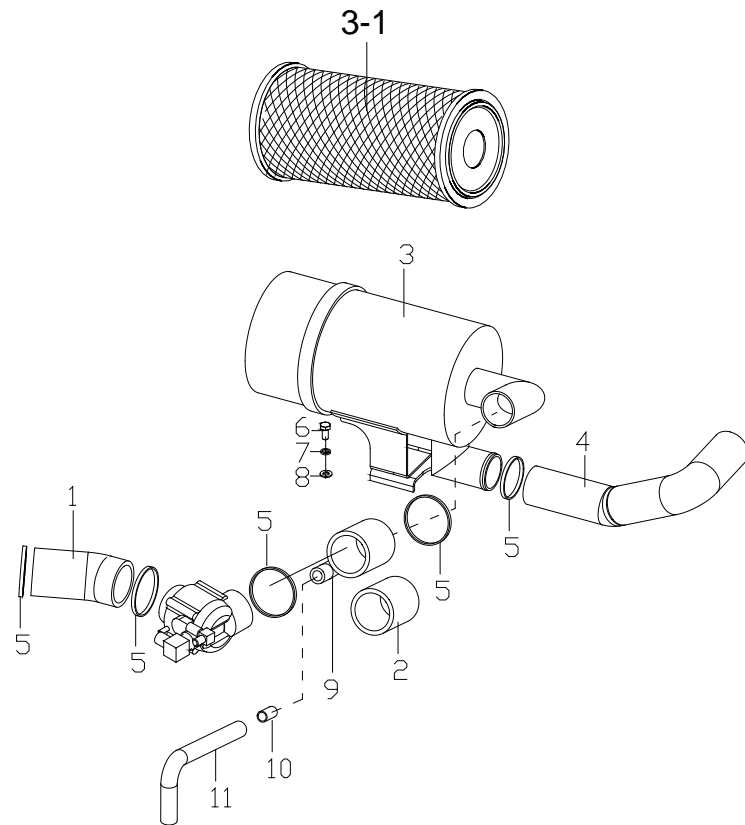
Ⓔ UT20/35P NIS LPG (K25)



ITEM	PART NO.	DESCRIPTION	QTY	REMARKS OR SERIAL NO.
1	66000277	AIR CLEANER	1	INC:1-1
1-1	66011162	FILTER ELEMENT	1	
2	66000606	CLAMP 76	4	
3	66000645	ENGINE AIR INTAKE HOSE	1	2T
3	66002710	ENGINE AIR INTAKE HOSE	1	3T
4	66000115	BOLT M8X16	2	
5	66000065	WASHER 8	2	
6	66000163	WASHER 8	2	
7	66000452	HOSE-AIR INTAKE	1	

FIG.2-4 AIR INTAKE SYSTEM

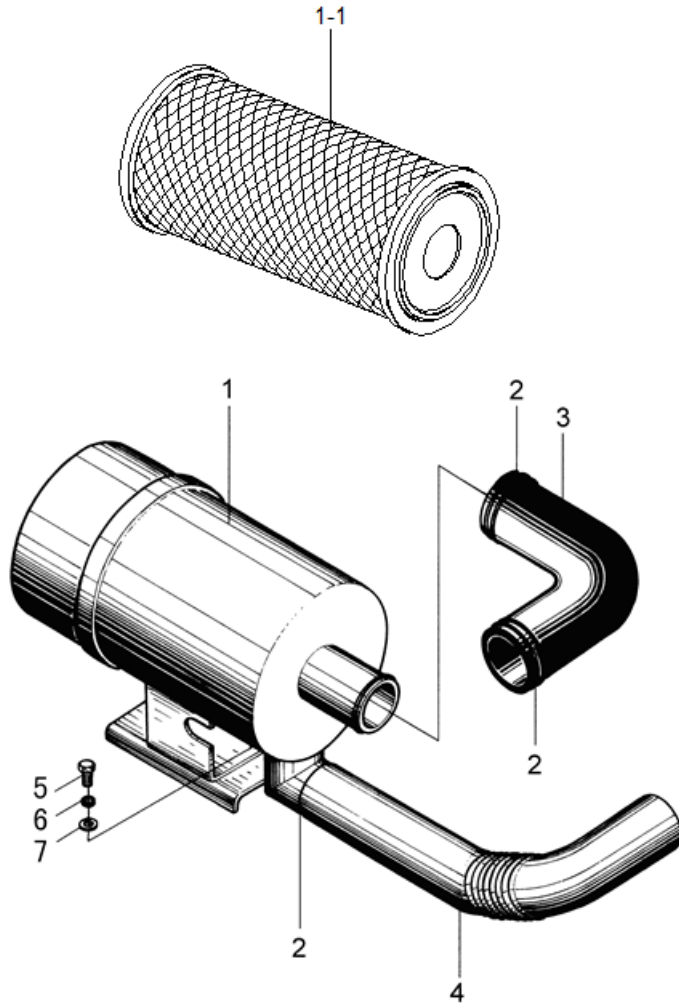
Ⓢ UT20/35P NIS DF (K25)



ITEM	PART NO.	DESCRIPTION	QTY	REMARKS OR SERIAL NO.
1	66000650	ENGINE AIR INTAKE HOSE	1	2T
1	66002716	ENGINE AIR INTAKE HOSE	1	3T
2	66000817	ENGINE AIR INTAKE HOSE	1	≤06-15-2015 IMPCO
3	66000277	AIR CLEANER	1	≤06-15-2015
3	66301213	AIR CLEANER	1	>06-15-2015
3-1	66011162	FILTER ELEMENT	1	
4	66000452	HOSE-AIR INTAKE	1	
5	66000605	CLAMP 75	5	
6	66000115	BOLT M8X16	2	
7	66000065	WASHER 8	2	
8	66000163	WASHER 8	2	
9	66301214	ENGINE AIR INTAKE HOSE		>06-15-2015 IMPCO
10	66009773	FITTING-PLASTIC		>06-15-2015 IMPCO
11	66301215	HOSE-VENTILATION		>06-15-2015 IMPCO

FIG.2-5 AIR INTAKE SYSTEM

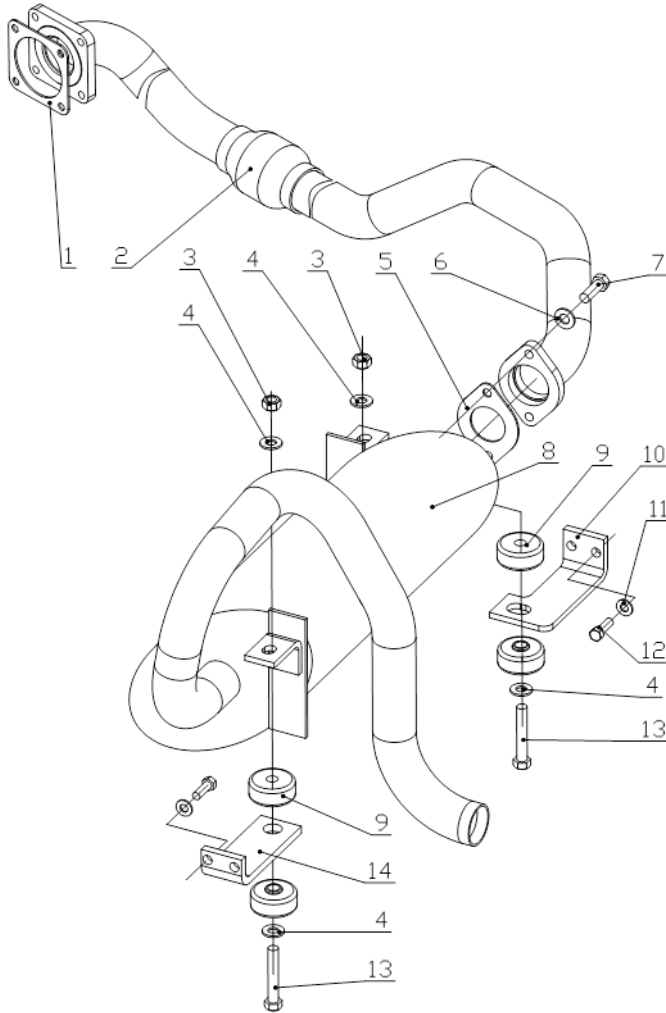
© UT20/35P XIN (A490BPG)



ITEM	PART NO.	DESCRIPTION	QTY	REMARKS OR SERIAL NO.
1	66300997	AIR CLEANER	1	
1-1	66011162	FILTER ELEMENT	1	
2	66000606	CLAMP 76	3	
3	66300984	ENGINE AIR INTAKE HOSE	1	2T
3	66300986	ENGINE AIR INTAKE HOSE	1	3T
4	66000452	HOSE-AIR INTAKE	1	
5	66000115	BOLT M8X16	2	
6	66000065	WASHER 8	2	
7	66000163	WASHER 8	2	

FIG.4-1 EXHAUST SYSTEM

Ⓐ UT30/35P YAN (4TNV94) Ⓑ UT30/35P YAN (4TNE98) Ⓑ1 UT20/25P YAN (4TNE92)



ITEM	PART NO.	DESCRIPTION	QTY	REMARKS OR SERIAL NO.
1	66000629	SEAL GASKET	1	
2	66000809	EXHAUST PIPE	1	
3	66000098	NUT M8	2	
4	66000072	WASHER 8	4	
5	66000892	GASKET	1	
6	66000066	WASHER 10	2	
7	66000125	BOLT M10X30	2	
8	66000649	MUFFLER	1	Ⓑ1
8	66002714	MUFFLER	1	Ⓐ Ⓑ Ⓑ1
9	66000454	GROMMET	4	
10	66000651	BRACKET-MUFFLER RH	1	
11	66000065	WASHER 8	4	
12	66000132	BOLT M8X1X20	4	
13	66000120	BOLT M8X65	2	
14	66000366	BRACKET-MUFFLER LH	1	

FIG.4-2 EXHAUST SYSTEM MAZDA

© UT20/35P MAZ LPG © UT20/35P MAZ DF

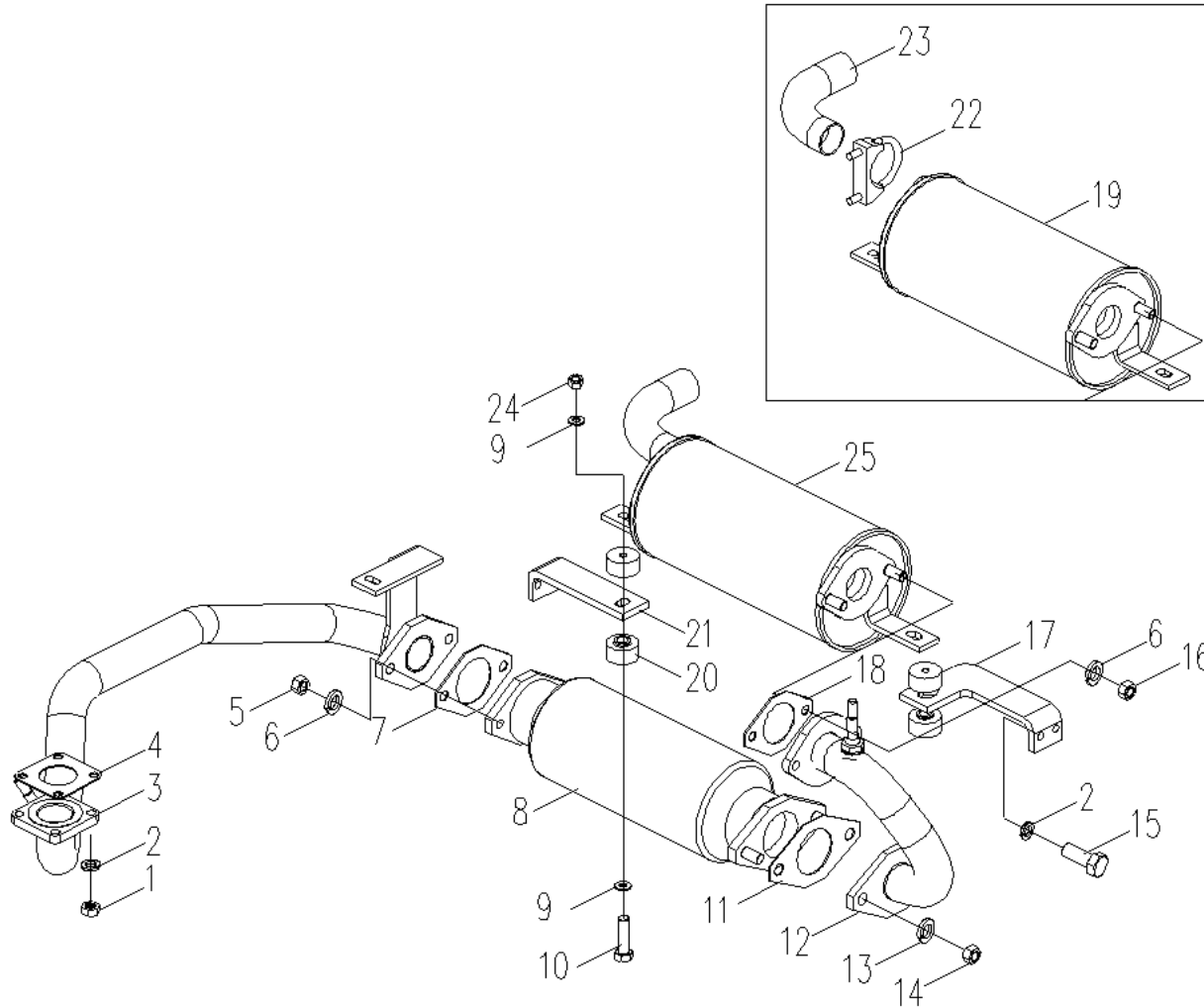


FIG.4-2 EXHAUST SYSTEM MAZDA

© UT20/35P MAZ LPG © UT20/35P MAZ DF

ITEM	PART NO.	DESCRIPTION	QTY	REMARKS OR SERIAL NO.
1	66003026	NUT M8X1	4	
2	66000065	WASHER 8	8	
3	66010781	EXHAUST PIPE	1	
4	66009774	GASKET	1	
5	66000147	NUT M10	2	
6	66000066	WASHER 10	4	
7	66009775	GASKET	1	
8	66009778	CATALYTIC CONVERTER	1	
9	66000072	WASHER 8	4	
10	66000454	BOLT M8X65	2	
11	66009776	GASKET	1	
12	66010784	EXHAUST PIPE	1	
13	66000067	WASHER 12	2	
14	66009709	NUT M12X1.5	2	
15	66010774	BOLT M8X1.25X20	4	

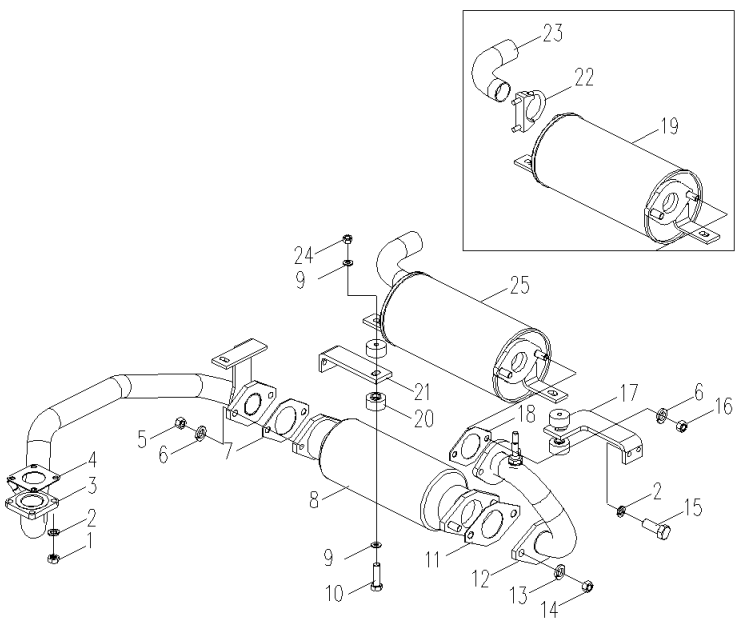


FIG.4-2 EXHAUST SYSTEM MAZDA

© UT20/35P MAZ LPG © UT20/35P MAZ DF

ITEM	PART NO.	DESCRIPTION	QTY	REMARKS OR SERIAL NO.
16	66009707	NUT M10X1.5	1	
17	66010780	BRACKET-LH	4	
18	66009777	GASKET	4	
19	66010782	MUFFLER	4	© ≤11-27-2012 ©1
20	66000454	GROMMET	2	
21	66010779	BRACKET-RH	2	
22	66000738	CLAMP	1	© ≤11-27-2012 ©1
23	66010785	EXHAUST PIPE	1	© ≤11-27-2012 ©1
24	66000098	NUT M8	2	
25	66010783	MUFFLER	1	© ≥11-28-2012

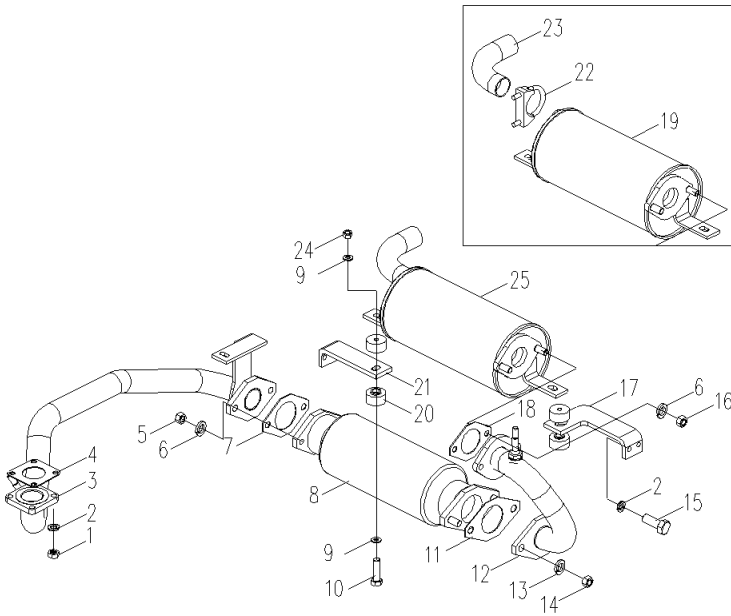
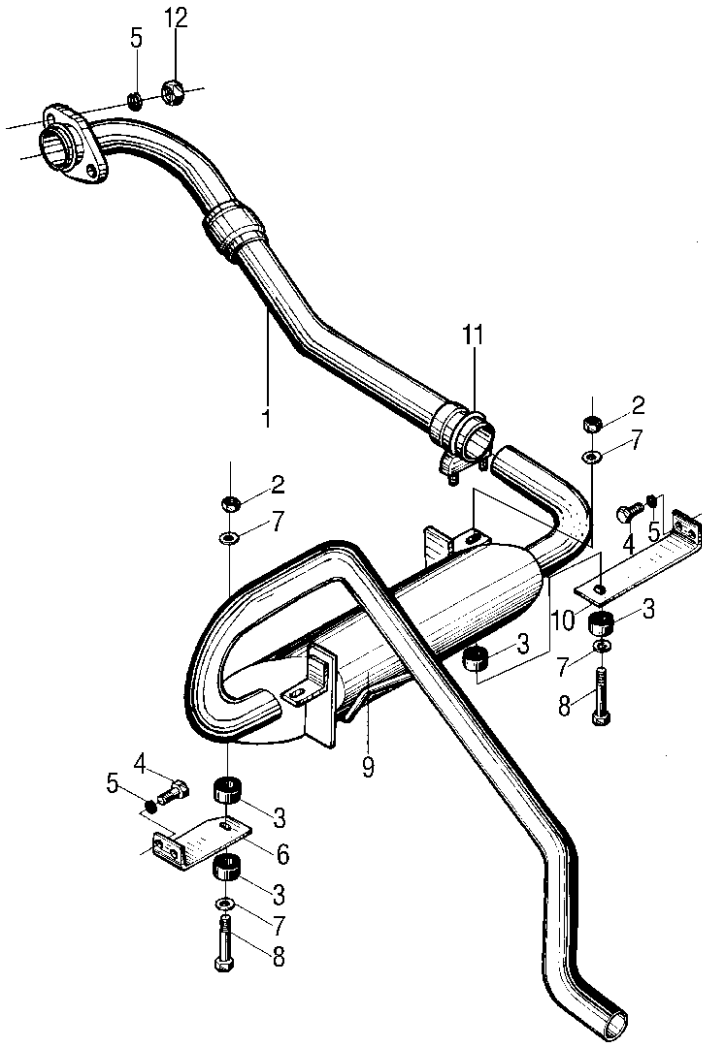


FIG.4-3 EXHAUST SYSTEM

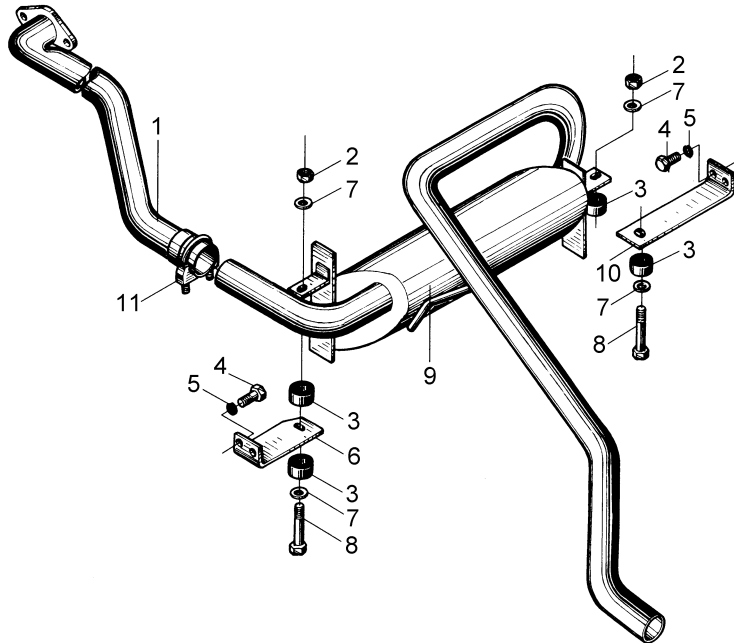
Ⓔ UT20/35P NIS LPG (K25) Ⓕ UT20/35P NIS DF (K25)



ITEM	PART NO.	DESCRIPTION	QTY	REMARKS OR SERIAL NO.
1	66000805	EXHAUST PIPE	1	
2	66000098	NUT M8	2	
3	66000454	GROMMET	4	
4	66000132	BOLT M8X1X20	4	
5	66000065	WASHER 8	6	
6	66000366	BRACKET-MUFFLER LH	1	
7	66000072	WASHER 8	4	
8	66000107	BOLT M8X65	2	
9	66000638	MUFFLER	1	2T
9	66002704	MUFFLER	1	3T
10	66000651	BRACKET-MUFFLER RH	1	
11	66000595	CLAMP	1	
12	66000146	NUT M8	2	

FIG.4-4 EXHAUST SYSTEM

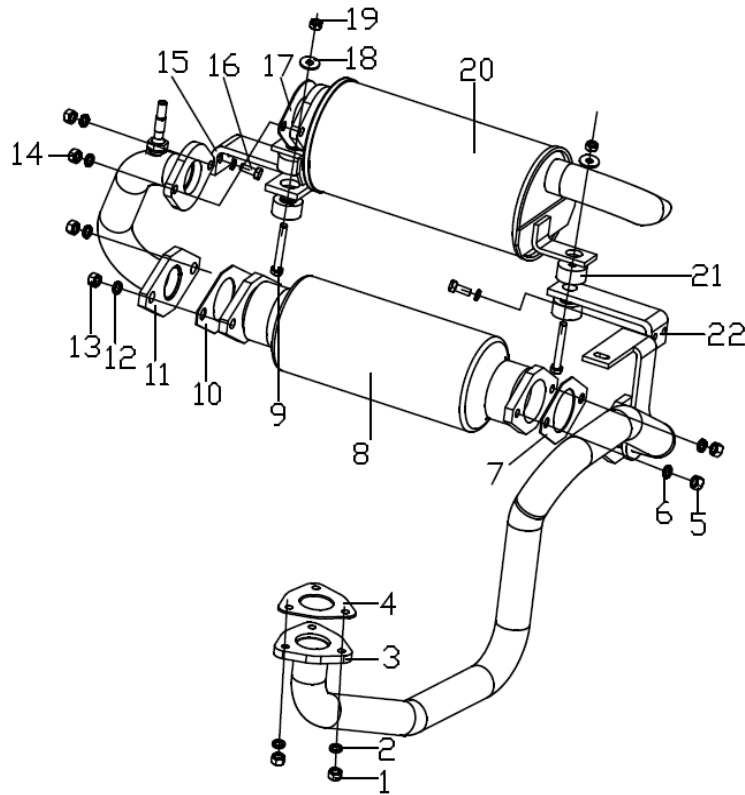
© UT20/35P XIN (A490BPG)



ITEM	PART NO.	DESCRIPTION	QTY	REMARKS OR SERIAL NO.
1	66301002	EXHAUST PIPE	1	
2	66000098	NUT M8	2	
3	66000454	GROMMET	4	
4	66000133	BOLT M8X1X20	4	
5	66000065	WASHER 8	6	
6	66000366	BRACKET-MUFFLER LH	1	
7	66000072	WASHER 8	4	
8	66000120	BOLT M8X65	2	
9	66301000	MUFFLER	1	2T
9	66301003	MUFFLER	1	3T
10	66000651	BRACKET-MUFFLER RH	1	
11	66000595	CLAMP	1	

FIG.4-5 EXHAUST SYSTEM

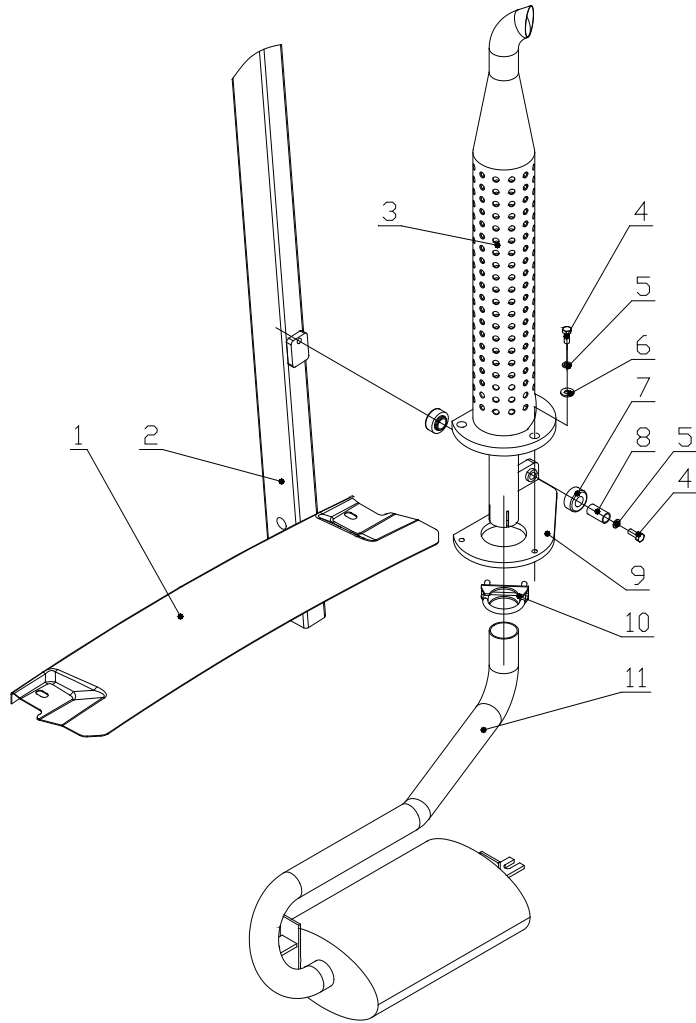
① UT20/35P PSI LPG ⑩ UT20/35P PSI LPG HTR
 ② UT20/35P PSI DF ⑪ UT20/35P PSI DF HTR



ITEM	PART NO.	DESCRIPTION	QTY	REMARKS OR SERIAL NO.
1	66000146	NUT M8	3	
2	66000065	WASHER 8	7	
3	66300848	EXHAUST PIPE	1	
4	66300847	SPACER	1	
5	66000147	NUT M10	2	
6	66000066	WASHER 10	4	
7	66009775	GASKET	1	
8	66009778	CATALYTIC CONVERTER	1	
9	66000454	GROMMET	2	
10	66009776	GASKET	1	
11	66300849	BRACKET	1	
12	66000067	WASHER 12	2	
13	66009709	NUT M12X1.5	2	
14	66009707	NUT M10X1.5	2	
15	66300851	BRACKET-RH	1	

FIG.5-1 HIGH EXHAUST SYSTEM

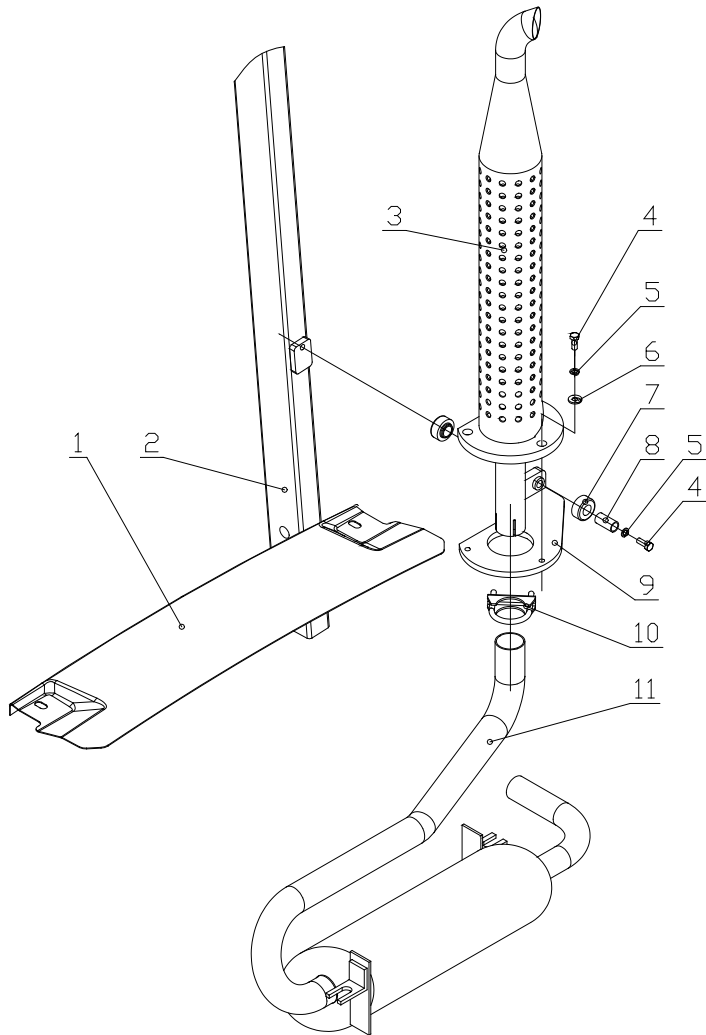
Ⓐ UT30/35P YAN (4TNV94) Ⓑ UT30/35P YAN (4TNE98) Ⓑ1 UT20/25P YAN (4TNE92)



ITEM	PART NO.	DESCRIPTION	QTY	REMARKS OR SERIAL NO.
A1	66011285	EXHAUST PIPE ASSY-HIGH MOUNT	1	INC:3-10
1	66000691	RADIATOR COVER	1	
2	66000719	OHG LEG-RH	1	OPTION: HI MOUNT EXHAUST & DUAL AIR FILTER
2	66300028	OHG LEG-RH	1	OPTION: HI MOUNT EXHAUST
3	66000631	EXHAUST PIPE	1	
4	66000118	BOLT M8X25	5	
5	66000066	WASHER 10	5	
6	66000073	WASHER 10	3	
7	66000623	GROMMET	2	
8	66000624	SPACER	2	
9	66301135	BRACKET	1	
10	66000738	CLAMP	1	
11	66011561	MUFFLER	1	Ⓐ Ⓑ
11	66011612	MUFFLER	1	Ⓑ1

FIG.5-2 HIGH EXHAUST SYSTEM

Ⓔ UT20/35P NIS LPG (K25) Ⓕ UT20/35P NIS DF (K25)



ITEM	PART NO.	DESCRIPTION	QTY	REMARKS OR SERIAL NO.
A1	66011285	EXHAUST PIPE ASSY-HIGH MOUNT	1	INC:3-10
1	66000691	RADIATOR COVER	1	
2	66000719	OHG LEG-RH	1	OPTION: HI MOUNT EXHAUST & DUAL AIR FILTER
2	66300028	OHG LEG-RH	1	OPTION: HI MOUNT EXHAUST
3	66000631	EXHAUST PIPE	1	
4	66000118	BOLT M8X25	5	
5	66000066	WASHER 10	5	
6	66000073	WASHER 10	3	
7	66000623	GROMMET	2	
8	66000624	SPACER	2	
9	66301135	BRACKET	1	
10	66000738	CLAMP	1	
11	66300025	MUFFLER	1	

FIG.5-3 HIGH EXHAUST SYSTEM

© UT20/35P XIN (A490BPG)

ITEM	PART NO.	DESCRIPTION	QTY	REMARKS OR SERIAL NO.
1	66000691	RADIATOR COVER	1	
2	66000719	OHG LEG-RH	1	OPTION: HI MOUNT EXHAUST & DUAL AIR FILTER
2	66300028	OHG LEG-RH	1	OPTION: HI MOUNT EXHAUST
3	66000631	EXHAUST PIPE	1	
4	66000124	BOLT M10X25	5	2T
4	66000118	BOLT M8X25	5	3T
5	66000066	WASHER 10	5	
6	66000073	WASHER 10	3	
7	66000623	GROMMET	2	
8	66000624	SPACER	2	
9	66301135	BRACKET	1	
10	66000738	CLAMP	1	
11	66301001	MUFFLER	1	2T
11	66301004	MUFFLER	1	3T

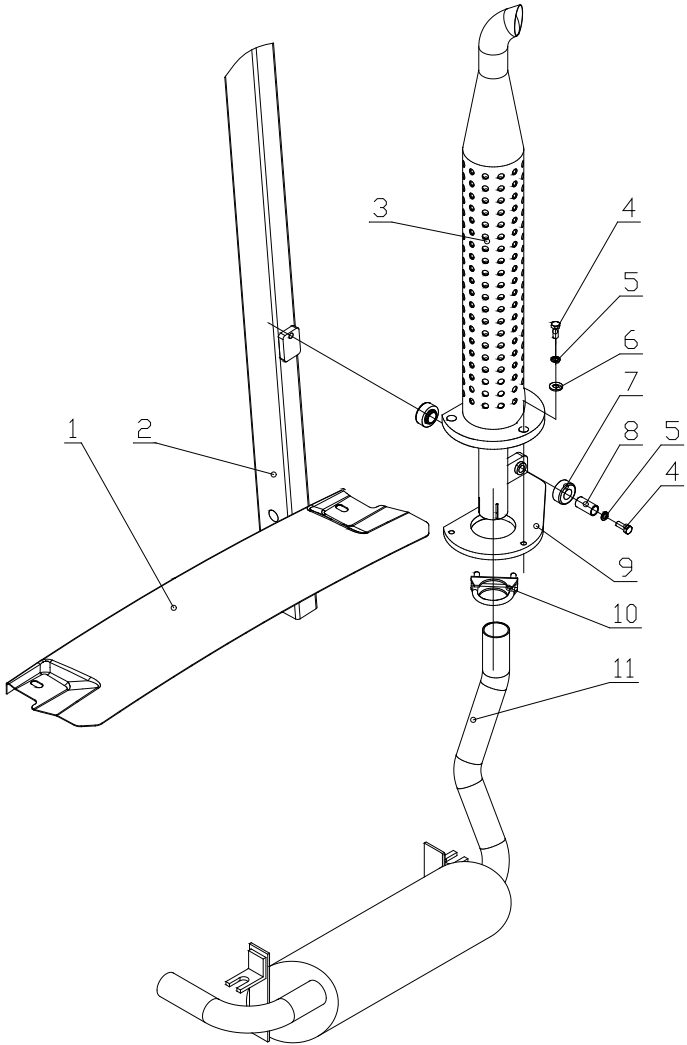
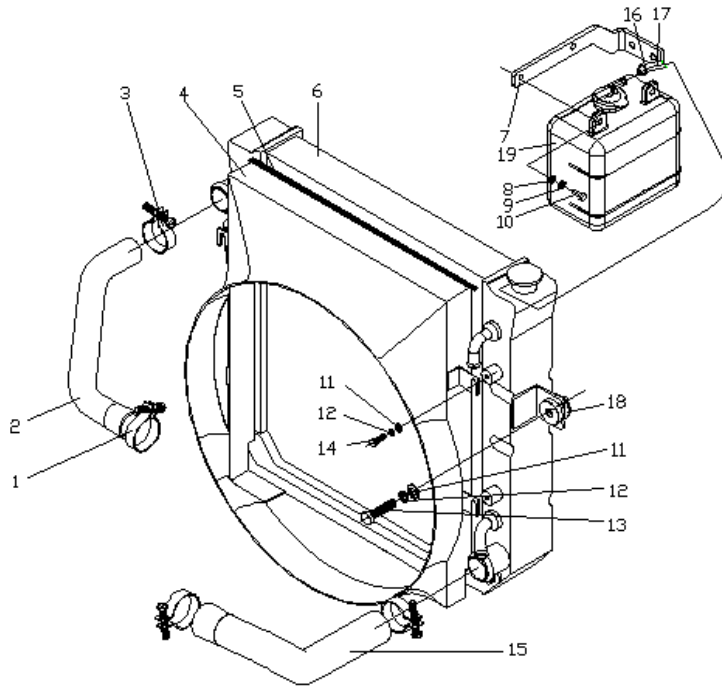


FIG.6-1 COOLING SYSTEM

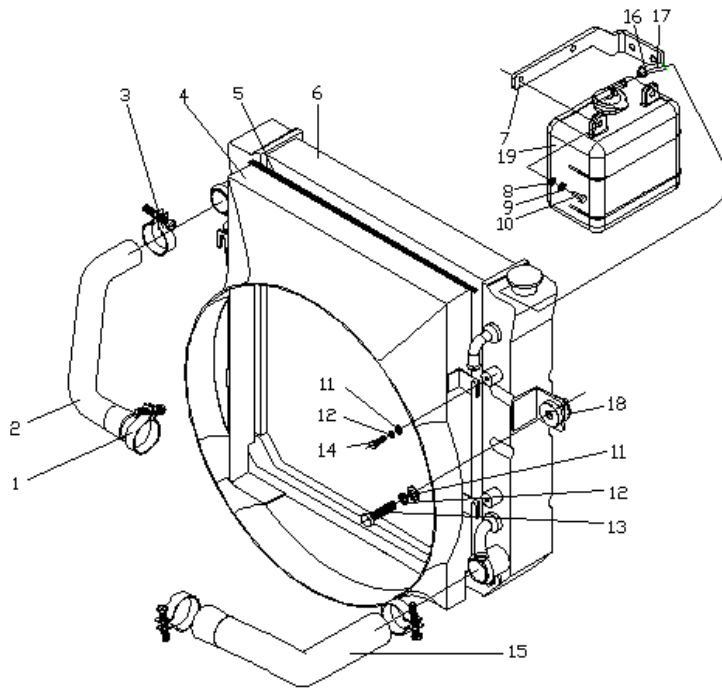
Ⓐ UT30/35P YAN (4TNV94) Ⓑ UT30/35P YAN (4TNE98) Ⓑ1 UT20/25P YAN (4TNE92)



ITEM	PART NO.	DESCRIPTION	QTY	REMARKS OR SERIAL NO.
1	66000601	CLAMP 42	1	
2	66000790	RADIATOR HOSE	1	Ⓑ Ⓑ1
2	66300635	RADIATOR HOSE	1	Ⓐ
3	66000602	CLAMP 45	3	
4	66000793	SHROUD	1	Ⓑ Ⓑ1
4	66300586	SHROUD	1	Ⓐ
5	66000367	SEAL STRIP	1	
6	66000792	RADIATOR	1	
7	66000279	BRACKET	1	Ⓑ Ⓑ1
7	66300634	BRACKET	1	Ⓐ
8	66000072	WASHER 8	2	
9	66000065	WASHER 8	2	
10	66000938	BOLT M8X20	2	
11	66000071	WASHER 6	8	
12	66000064	WASHER 6	8	

FIG.6-1 COOLING SYSTEM

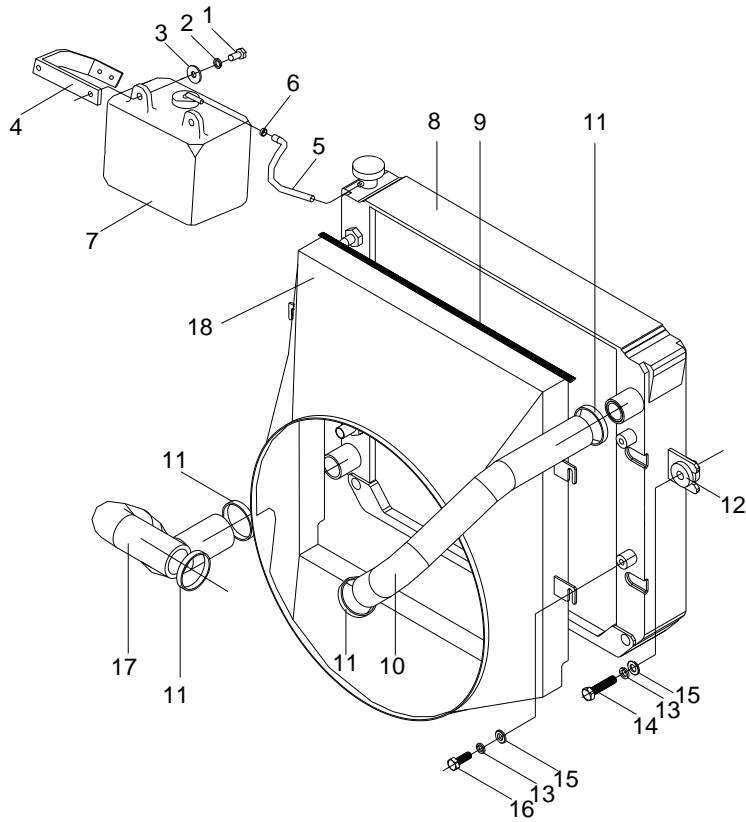
Ⓐ UT30/35P YAN (4TNV94) Ⓑ UT30/35P YAN (4TNE98) Ⓒ UT20/25P YAN (4TNE92)



ITEM	PART NO.	DESCRIPTION	QTY	REMARKS OR SERIAL NO.
13	66000112	BOLT M6X30	4	
14	66000111	BOLT M6X18	4	
15	66000791	RADIATOR HOSE	1	
16	66000596	CLAMP 12	2	
17	66000357	HOSE Ø8XØ12	1	
18	66000457	GROMMET	4	
19	66002973	RESERVOIR-COOLANT	1	

FIG.6-3 COOLING SYSTEM

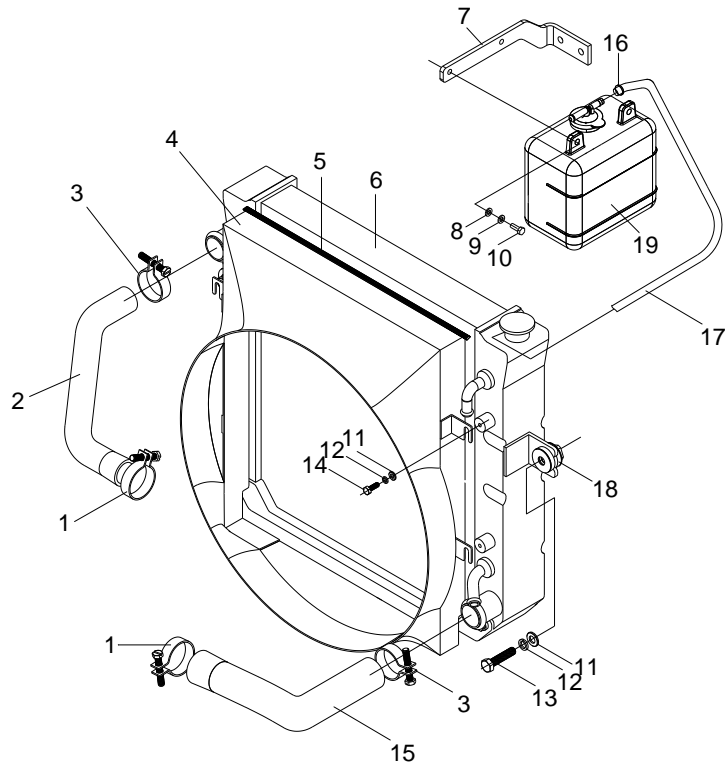
Ⓔ UT20/35P NIS LPG (K25) Ⓕ UT20/35P NIS DF (K25)



ITEM	PART NO.	DESCRIPTION	QTY	REMARKS OR SERIAL NO.
1	66000938	BOLT M8X20	4	
2	66000065	WASHER 8	4	
3	66000072	WASHER 8	2	
4	66000307	BRACKET	1	
5	66000831	HOSE Ø8XØ12	1	
6	66000596	CLAMP 12	1	
7	66002973	RESERVOIR-COOLANT	1	
8	66000894	RADIATOR	1	
9	66000455	TRIM SEAL	1	
10	66000785	RADIATOR HOSE-INLET	1	
11	66000602	CLAMP 45	4	
12	66000457	GROMMET	4	
13	66000064	WASHER 6	8	
14	66000104	BOLT M6X30	4	
15	66000071	WASHER 6	4	

FIG.6-4 COOLING SYSTEM

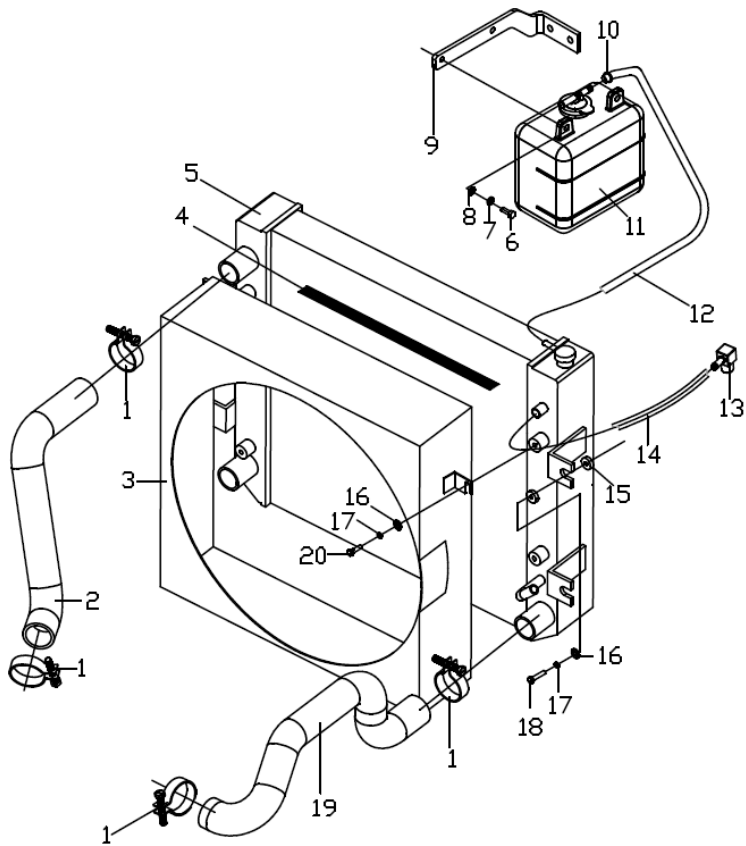
© UT20/35P XIN (A490BPG)



ITEM	PART NO.	DESCRIPTION	QTY	REMARKS OR SERIAL NO.
1	66000603	CLAMP 50	2	
2	66300987	INLET HOSE	1	
3	66000602	CLAMP 45	2	
4	66300989	SHROUD	1	
5	NOT ON THIS TRUCK			
6	66300993	RADIATOR	1	
7	66300996	BRACKET	1	
8	66000072	WASHER 8	2	
9	66000065	WASHER 8	2	
10	66000938	BOLT M8X20	2	
11	66000071	WASHER 6	8	
12	66000064	WASHER 6	8	
13	66000112	BOLT M6X30	4	
14	66000111	BOLT M6X18	4	
15	66300988	OUTLET HOSE	1	

FIG.6-5 COOLING SYSTEM

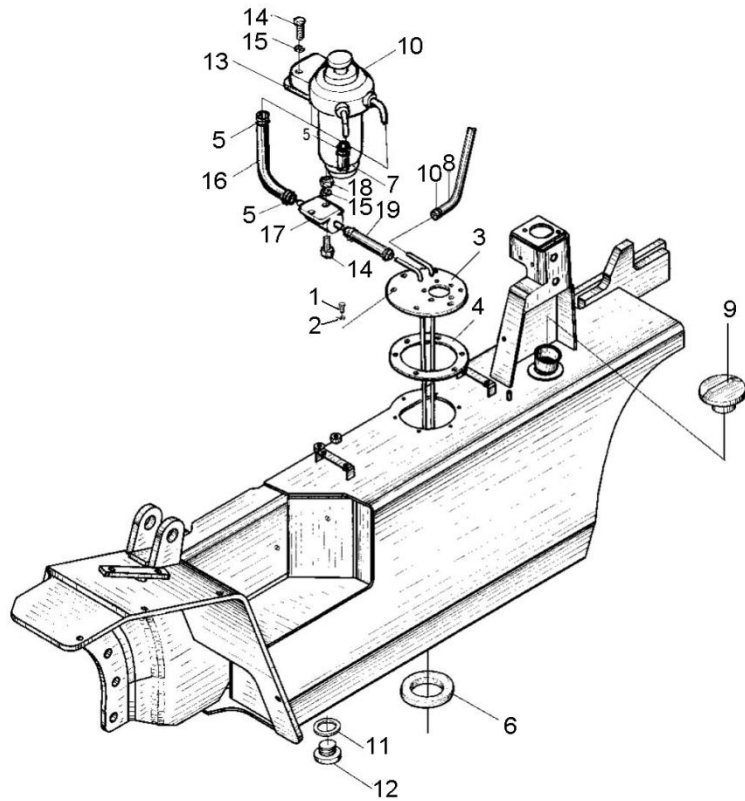
① UT20/35P PSI LPG ⑩ UT20/35P PSI LPG HTR
 ② UT20/35P PSI DF ⑪ UT20/35P PSI DF HTR



ITEM	PART NO.	DESCRIPTION	QTY	REMARKS OR SERIAL NO.
1	66000602	CLAMP 45	4	
2	66300854	HOSE-UPPER RADIATOR	1	
3	66300852	SHROUD	1	
4	66000455	TRIM SEAL	1	
5	66300853	RADIATOR	1	
6	66000938	BOLT M8X20	2	
7	66000065	WASHER 8	2	
8	66000072	WASHER 8	2	
9	66000279	BRACKET	1	
10	66301161	CLAMP	3	
11	66010778	RESERVOIR	1	
12	66000831	HOSE Ø8XØ12	1	
13	66301162	VALVE-WATER DRAIN	1	
14	66301163	HOSE-INNER Ø8	1	
15	66000457	CUSHION	4	

FIG.7-1 FUEL SYSTEM

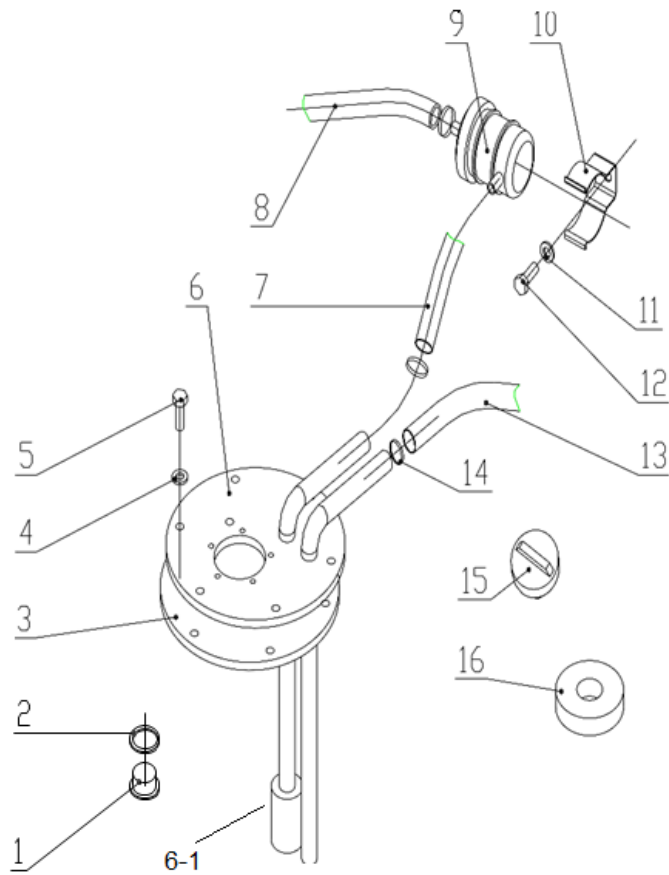
Ⓐ UT30/35P YAN (4TNV94)



ITEM	PART NO.	DESCRIPTION	QTY	REMARKS OR SERIAL NO.
1	66000110	BOLT M6X6	6	
2	66000263	WASHER 6	6	
3	66011164	COVER PLATE	1	
4	66000572	GASKET	1	
5	66000598	CLAMP 18	8	
6	66000458	MAGNET	1	
7	66300636	HOSE Ø8	1	
8	66300637	HOSE Ø8	1	
9	66000461	COVER-FUEL CASE	1	
10	66300582	WATER SEPARATOR	1	
11	66000267	WASHER 24	1	
12	66000460	PLUG	1	
13	66300583	BRACKET	1	
14	66000938	BOLT M8X20	6	
15	66000065	WASHER 8	6	

FIG.7-2 FUEL SYSTEM

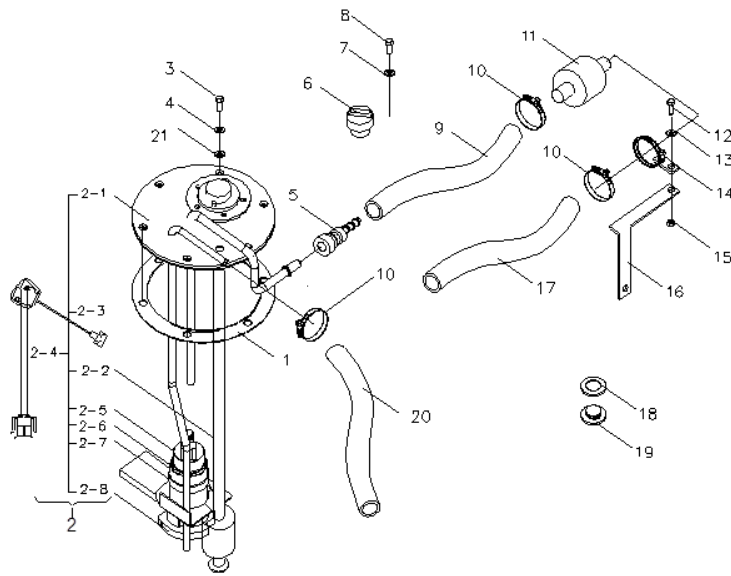
ⓑ UT30/35P YAN (4TNE98) ⓑ1 UT20/25P YAN (4TNE92)



ITEM	PART NO.	DESCRIPTION	QTY	REMARKS OR SERIAL NO.
1	66000460	PLUG	1	
2	66000266	WASHER 22	1	
3	66000572	PAD	1	
4	66000263	WASHER 6	6	
5	66000110	BOLT M6X16	6	
6	66000686	COVER	1	<01-01-2012 INC:6-1
6	66011164	COVER	1	≥01-01-2012 INC:6-1
6-1	66000893	FILTER-SUCTION	1	
7	66000796	HOSE	1	
8	66000795	HOSE	1	
9	76000001	FUEL SEPARATOR	1	
10	76000264	CLAMP	1	
11	66000114	BOLT M8X15	1	
12	66000065	WASHER 8	1	
13	66000797	HOSE	1	

FIG.7-3 FUEL SYSTEM

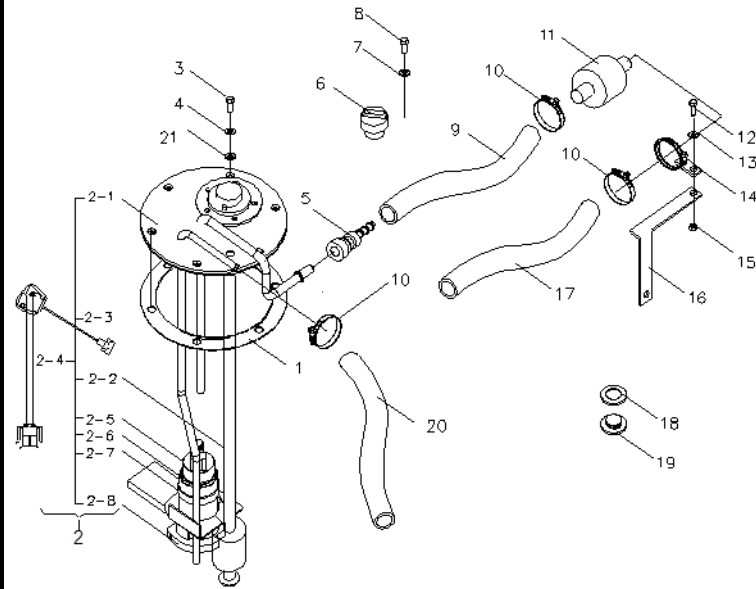
© UT20/35P MAZ DF



ITEM	PART NO.	DESCRIPTION	QTY	REMARKS OR SERIAL NO.
1	66300471	GASKET	1	
2	66009647	FUEL SENDER ASSY	1	INC:2-1 THRU 2-8
2-1	NO PART NO.	COVER WELDMENT	1	NSS
2-2	NO PART NO.	FUEL SENSOR	1	NSS
2-3	NO PART NO.	CONNECTOR- WIRE HARNESS	1	NSS
2-4	66011530	WIRE-HARNESS	1	FUEL PUMP
2-5	66011270	FUEL PUMP	1	INC:2-6 & 2-8
2-6	NO PART NO.	SEPARATION SLEEVE	1	NSS
2-7	66011278	CLAMP 55	1	
2-8	NO PART NO.	FILTER SCREEN	1	NSS
3	66000110	BOLT M6X16	6	
4	66001064	WASHER 6	6	
5	66009642	FITTING	1	
6	66009649	FUEL CAP	1	
7	66000071	WASHER 6	1	

FIG.7-3 FUEL SYSTEM

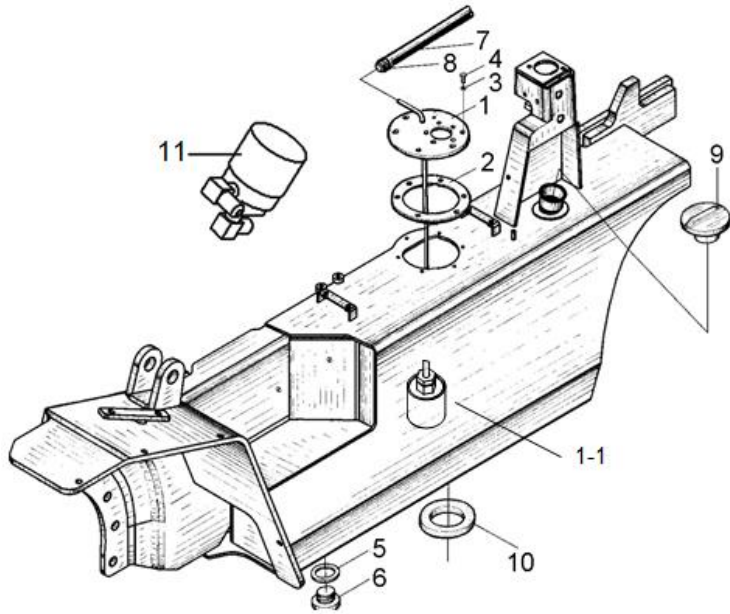
© UT20/35P MAZ DF



ITEM	PART NO.	DESCRIPTION	QTY	REMARKS OR SERIAL NO.
8	66009634	BOLT M6X10	1	
9	66009645	HOSE Ø8XØ16.5	1	
10	66009105	CLAMP 16	8	
11	66009648	FUEL SEPARATOR	1	
12	66011258	BOLT M8X20	1	
13	66000163	WASHER 8	1	
14	66009650	CLAMP	1	
15	66000151	NUT M8	1	
16	66009643	BRACKET	1	
17	66009644	HOSE Ø8XØ16.5	1	
18	66000267	WASHER 24	1	
19	66000460	PLUG	1	
20	66009646	HOSE Ø8XØ16.5	1	
21	66009012	O-RING 6X1.8	6	

FIG.7-4 FUEL SYSTEM

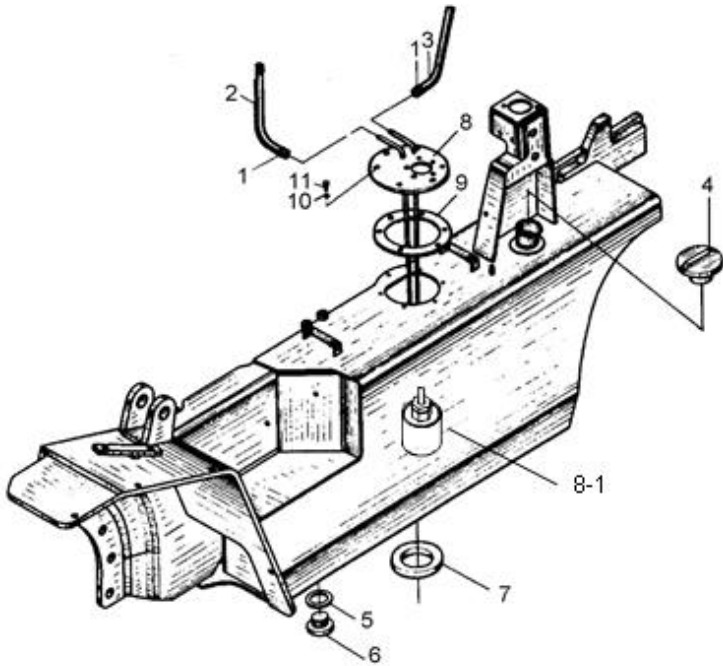
Ⓢ UT20/35P NIS DF (K25)



ITEM	PART NO.	DESCRIPTION	QTY	REMARKS OR SERIAL NO.
1	66000807	COVER	1	INC:1-1
1-1	66000893	FILTER-SUCTION	1	
2	66000572	PAD	1	
3	66000263	WASHER 6	6	
4	66000110	BOLT M6X16	6	
5	66000459	WASHER	1	
6	66000460	PLUG	1	
7	66000806	HOSE	1	
8	66000598	CLAMP 18	2	
9	66000461	CAP	1	
10	66000458	MAGNET	1	
11	66011288	SOLENOID VALVE	1	Ⓢ

FIG.7-5 FUEL SYSTEM

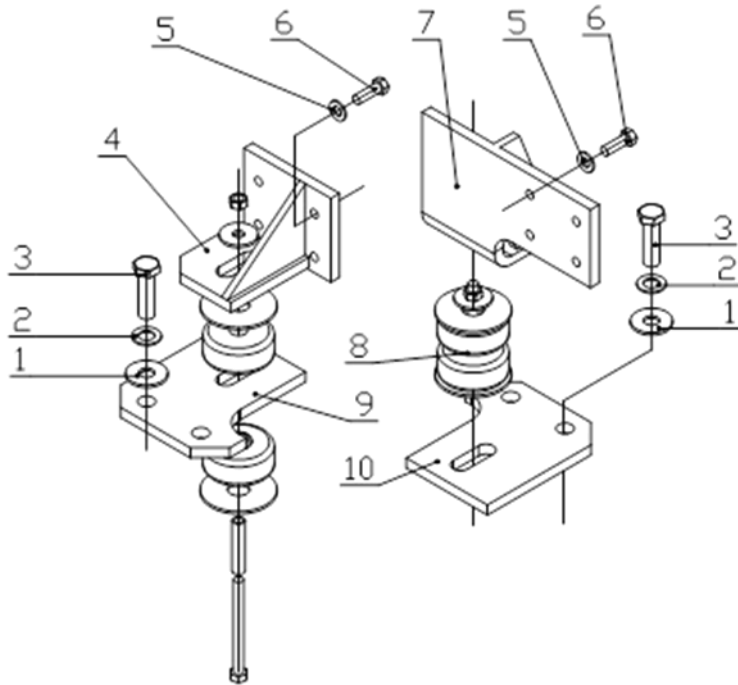
© UT20/35P XIN (A490BPG)



ITEM	PART NO.	DESCRIPTION	QTY	REMARKS OR SERIAL NO.
1	66000598	CLAMP 18	4	
2	66301005	HOSE Ø8XØ16.5	1	
3	66301006	HOSE Ø8XØ16.5	1	
4	66000461	COVER	1	
5	66000267	WASHER 24	1	
6	66000460	PLUG	1	
7	66000458	MAGNET	1	
8	66011164	COVER	1	
8-1	66000893	FILTER-SUCTION	1	
9	66000572	WASHER	1	
10	66000263	WASHER 6	6	
11	66000110	BOLT M6X16	6	

FIG.9-1 ENGINE MOUNT

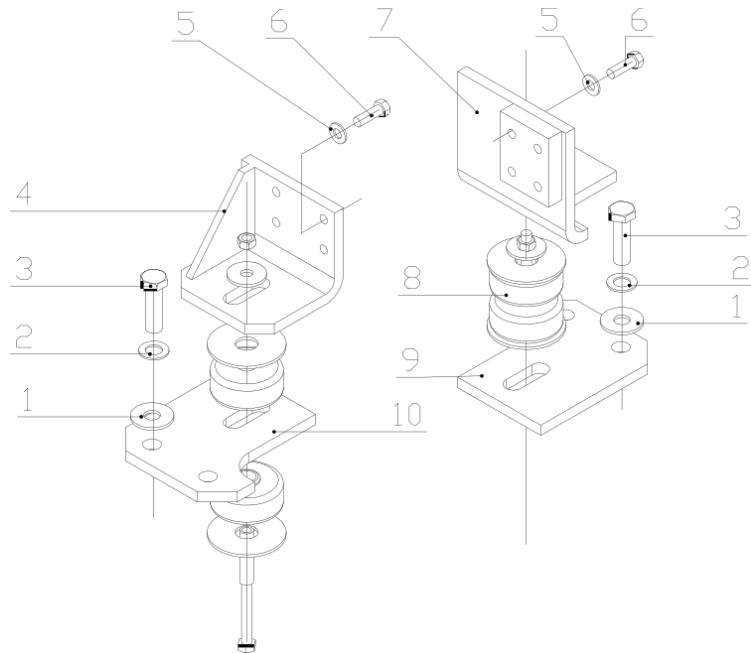
Ⓐ UT30/35P YAN (4TNV94) Ⓑ UT30/35P YAN (4TNE98) Ⓒ UT20/25P YAN (4TNE92)



ITEM	PART NO.	DESCRIPTION	QTY	REMARKS OR SERIAL NO.
1	66000462	WASHER	4	
2	66000069	WASHER 16	4	
3	66000143	BOLT M16X1.5X55	4	
4	66000811	BRACKET-LH	1	
5	66000066	WASHER 10	8	
6	66000125	BOLT M10X30	8	
7	66000812	BRACKET-RH	1	
8	66000370	GROMMET ASSY	2	
9	66000368	PLATE-LH	1	
10	66000369	PLATE-RH	1	

FIG.9-3 ENGINE MOUNT

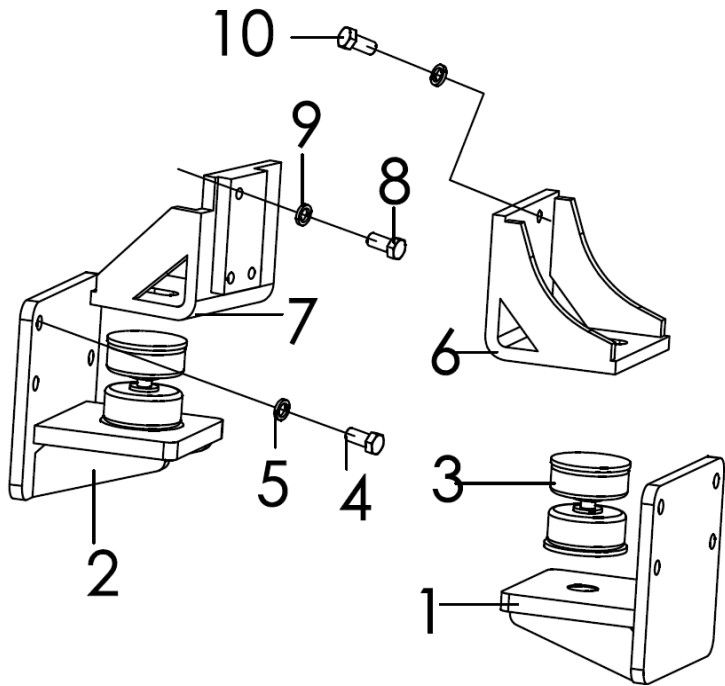
Ⓔ UT20/35P NIS LPG (K25) Ⓕ UT20/35P NIS DF (K25)



ITEM	PART NO.	DESCRIPTION	QTY	REMARKS OR SERIAL NO.
1	66000462	WASHER	4	
2	66000069	WASHER 16	4	
3	66000142	BOLT M16X1.5X55	4	
4	66000589	BRACKET-LH	1	
5	66000066	WASHER 10	8	
6	66000127	BOLT M10X45	8	
7	66000590	BRACKET-RH	1	
8	66000370	GROMMET ASSY	2	
9	66000369	PLATE-RH	1	
10	66000368	PLATE-LH	1	

FIG.9-5 ENGINE MOUNT

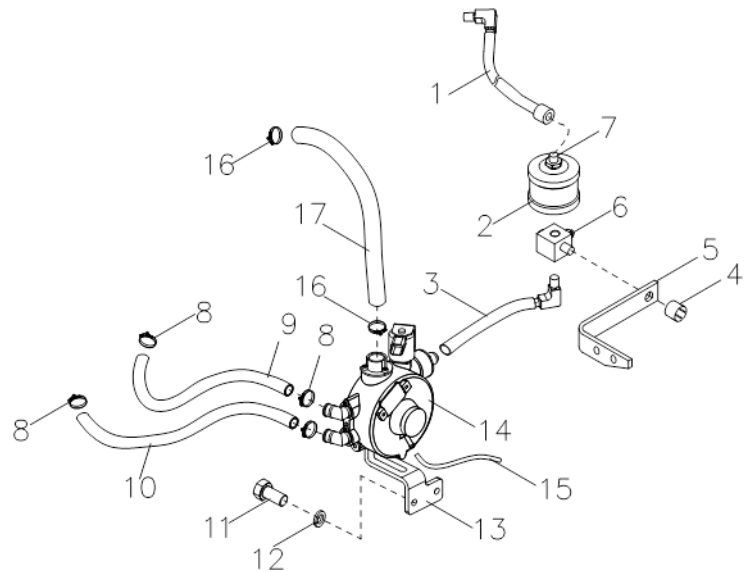
① UT20/35P PSI LPG ⑩ UT20/35P PSI LPG HTR
 ② UT20/35P PSI DF ⑪ UT20/35P PSI DF HTR



ITEM	PART NO.	DESCRIPTION	QTY	REMARKS OR SERIAL NO.
1	66300856	BRACKET-LH	1	
2	66300859	BRACKET-RH	1	
3	66000370	GROMMET ASSY	2	
4	66002644	BOLT M12X45	8	
5	66000067	WASHER 12	8	
6	66300857	MOUNT-LH	1	
7	66300858	MOUNT-RH	1	
8	66011918	BOLT M10x1.25x45	3	
9	66000066	WASHER 10	8	
10	66000136	BOLT M10X1.25X30	4	

FIG.10 LPG PLUMBING

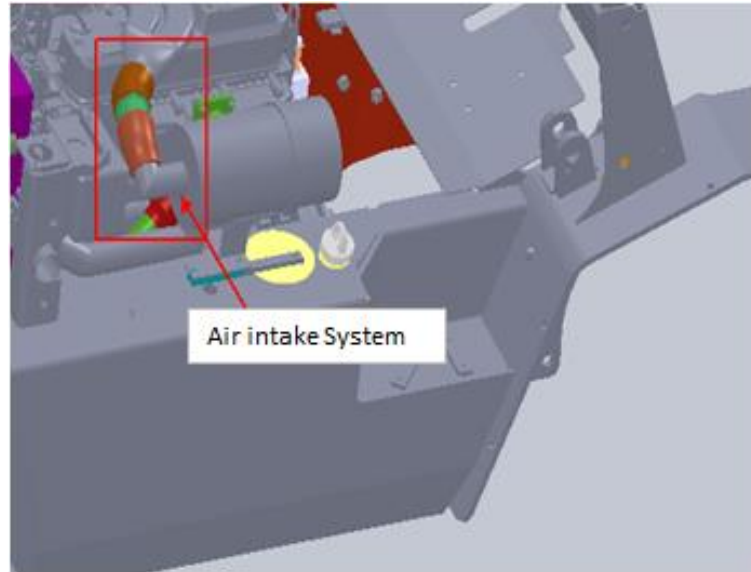
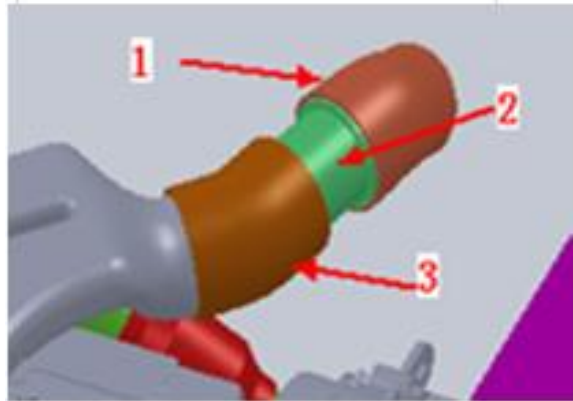
Ⓒ UT20/35P MAZ LPG Ⓒ1 UT20/35P MAZ DF
 Ⓘ UT20/35P PSI LPG Ⓘ1 UT20/35P PSI LPG HTR
 Ⓙ UT20/35P PSI DF Ⓙ1 UT20/35P PSI DF HTR



ITEM	PART NO.	DESCRIPTION	QTY	REMARKS OR SERIAL NO.
1	66009665	HOSE ASSY-LPG	1	
2	66009664	FILTER	1	
3	66009668	HOSE ASSY-INLET	1	Ⓒ Ⓒ1
3	66301166	HOSE ASSY-INLET	1	Ⓘ Ⓘ1 Ⓙ Ⓙ1
4	66009667	SENSOR	1	
5	66009679	BRACKET	1	
6	66009666	FITTING	1	
7	66003544	FITTING	1	
8	66009038	CLAMP 25.6	4	Ⓒ1
9	66009653	HOSE	1	Ⓒ1
10	66009652	HOSE	1	Ⓒ1
11	66009635	BOLT M8X15	2	Ⓒ1
12	66000065	WASHER 8	2	Ⓒ1
13	66009655	BRACKET	1	Ⓒ1
14	76001344	LPG CONVERTER	1	Ⓒ1

FIG.12 AIR INTAKE –DPF OPTION

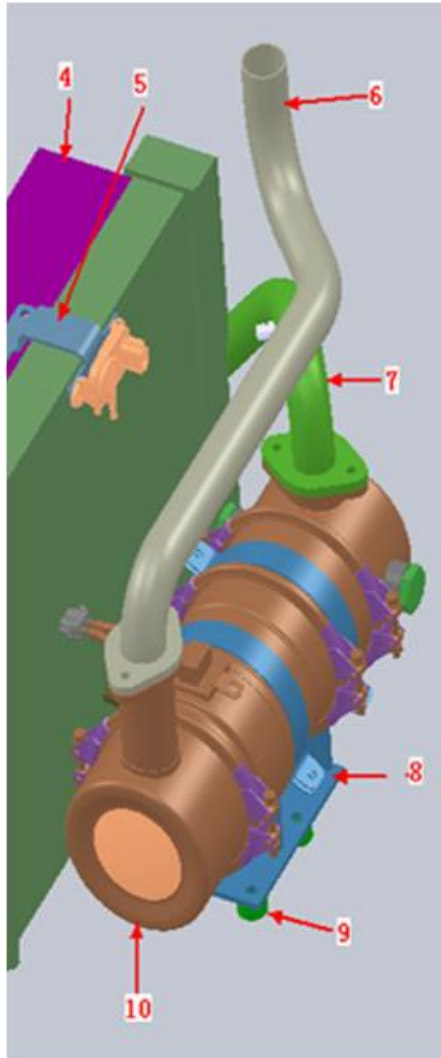
Ⓐ Ⓑ Ⓑ1 YANMAR DSL 2.5-3.5T



ITEM	PART NO.	DESCRIPTION	QTY	REMARKS OR SERIAL NO.
1	66301254	AIR INTAKE HOSE	1	2.5-3.5T
2	76502286	SENSOR-AIR FLOW	1	
3	66301255	AIR INTAKE HOSE	1	
	66013610	SPRING WASHER M8	6	
	66010085	WASHER 8	6	
	66000110	BOLT M8X16	2	
	66000452	HOSE-AIR INTAKE	1	
	66003779	CLAMP 64	1	
	66300581	GASKET	1	
	66000829	SHIM	1	
	66000277	AIR CLEANER	1	
	66000606	CLAMP 76	3	
	66300580	AIR INLET	1	
	66009903	BOLT M8X45	4	

FIG.13 EXHAUST –DPF OPTION

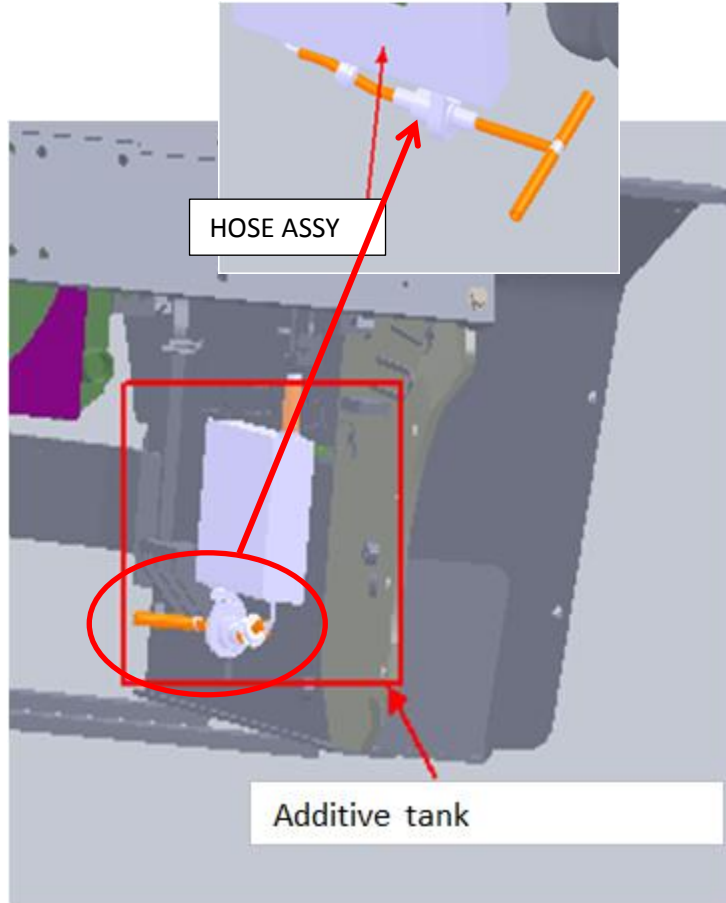
Ⓐ Ⓑ Ⓑ1 YANMAR DSL 2.5-3.5T



ITEM	PART NO.	DESCRIPTION	QTY	REMARKS OR SERIAL NO.
4	66301261	FAN SHROUD	1	2.5-3.5T
5	66301257	BRACKET - PRESSURE SENSOR	1	
6	66301258	EXHAUST PIPE	1	
7	66301256	EXHAUST PIPE	1	
8	66301260	BRACKET-DPF	1	
9	66301268	GROMMET	1	
10	66301269	DPF ASSEMBLY	1	
	66000146	NUT M8	8	
	66010084	WASHER M10	2	
	66000147	NUT M10	1	
	66301259	SPACER	1	FOR DPF ONLY
	66000119	BOLT M8X30	8	
	66000146	NUT M8	8	
	66010084	WASHER M10	2	
	66000123	BOLT M10X20	2	

FIG.14 FUEL –DPF OPTION


Ⓐ Ⓑ Ⓑ1 YANMAR DSL 2.5-3.5T



ITEM	PART NO.	DESCRIPTION	QTY	REMARKS OR SERIAL NO.
	66300636	HOSE Ø8XØ16.5	1	2.5-3.5T
	66000598	CLAMP 18	8	
	66300582	WATER SEPARATOR	1	
	66300583	BRACKET	1	
	66000938	BOLT M8X20	6	
	66013610	SPRING WASHER M8	8	
	66011164	COVER PLATE	1	
	66000572	GASKET	1	
	66301262	OIL SEAL	6	
	66000110	BOLT M6X16	6	66009703
	66301263	OIL SEAL	1	
	66000460	PLUG	1	
	66300584	HOSE Ø8 X Ø16.5	1	
	66300637	HOSE Ø8 X Ø16.5	1	
	66000461	COVER-FUEL CASE	1	

FIG.16 DPF FILTER

Ⓐ Ⓑ Ⓑ1 YANMAR DSL 2.5-3.5T



ITEM	PART NO.	DESCRIPTION	QTY	REMARKS OR SERIAL NO.
1	NO PART NO.	INLET MODULE	1	
2	76502654	GASKET	1	
3	NO PART NO.	HOUSING-MIDDLE SECTION	1	
4	NO PART NO.	WIRE MESH	1	
5	NO PART NO.	SYSTEM MOUNT	1	
6	NO PART NO.	HOUSING-HEATER	1	
7	76502661	FILTER ELEMENT- SMF	1	
8	NO PART NO.	CLAMP	1	
9	NO PART NO.	OUTLET MODULE-ALTERED	1	ALTERED BY SUPPLIER
10	76502682	GASKET -FLANGE	1	
11	NO PART NO.	FLANGE	1	
	76502683	ADDITIVE – 1 LITER	1	NOT PICTURED
	76502684	PUMP 12V- DOSING		NOT PICTURED
	76502286	SENSOR-AIR FLOW		NOT PICTURED

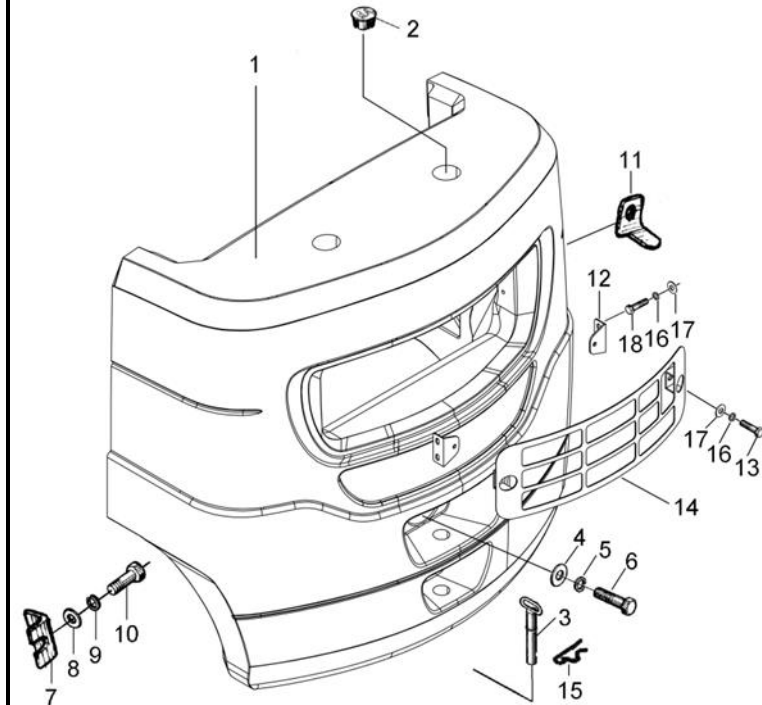
PART IV BODY SYSTEM CONTENTS

- | | | |
|-------------------------------------|---|--------------------------------------|
| Ⓐ UT30/35P YANMAR 3.0L DSL (4TNV94) | Ⓑ UT30/35P YANMAR 3.3L DSL (4TNE98) | Ⓑ) UT20/25P YANMAR 2.6L DSL (4TNE92) |
| Ⓒ UT20/35P MAZDA 2.2L LPG | Ⓒ) UT20/35P MAZDA 2.2L DUAL | Ⓔ UT20/35P NISSAN 2.5L LPG (K25) |
| Ⓕ UT20/35P NISSAN 2.5L DUAL (K25) | Ⓖ UT20/35P XINCHAI 2.7L DSL (A490BPG-3) | Ⓘ UT20/35P PSI 2.4L LPG W/O HTR |
| Ⓙ UT20/35P PSI 2.4L LPG W/HTR | Ⓙ) UT20/35P PSI 2.4L DUAL W/O HTR | Ⓜ) UT20/35P PSI 2.4L DUAL W/HTR |

ITEM	DESCRIPTION	SERIAL NO.	PAGE
FIG.1	COUNTER WEIGHT ASSY	ALL TRUCK MODELS	4-1
FIG.2	LABELS	ALL TRUCK MODELS	4-3
FIG.3-1	SEAT ASSY-S85/90	ALL TRUCK MODELS	4-8
FIG.3-2	SEAT ASSY-SC24	ALL TRUCK MODELS	4-9
FIG.3-3	SEAT ASSY-SC24-18	ALL TRUCK MODELS	4-10
FIG.3-4	SEAT ASSY-SN3A-35	N. AMERICA ONLY	4-11
FIG.4	BODY SYSTEM	ALL TRUCK MODELS	4-12
FIG.5	COWL ASSY	ALL TRUCK MODELS	4-14
FIG.6	HOOD AND FLOOR PLATE ASSY I	ALL TRUCK MODELS	4-16
FIG.7	HOOD AND FLOOR PLATE ASSY II	ALL TRUCK MODELS	4-21
FIG.8	LOCK CATCH ASSY	ALL TRUCK MODELS	4-22
FIG.9	OVERHEAD GUARD	ALL TRUCK MODELS	4-24

FIG.1 COUNTER WEIGHT ASSY

ALL TRUCK MODELS



ITEM	PART NO.	DESCRIPTION	QTY	REMARKS OR SERIAL NO.
1	66011625	COUNTER WEIGHT	1	2T
1	66011626	COUNTER WEIGHT	1	2.5T
1	66011628	COUNTER WEIGHT	1	3T
1	66011629	COUNTER WEIGHT	1	3.5T
2	66000386	PLUG	2	
3	66000391	TOWING PIN	1	
4	66000388	WASHER	1	
5	66000158	WASHER 30	1	
6	66000387	BOLT	1	
7	66000389	SHIM	8	
8	66000164	WASHER 10	4	
9	66000066	WASHER 10	4	
10	66000123	BOLT M10X20	4	
11	66000390	SHIM	3	
12	66010819	BRACKET	2	

FIG.2 LABELS

ALL TRUCK MODELS

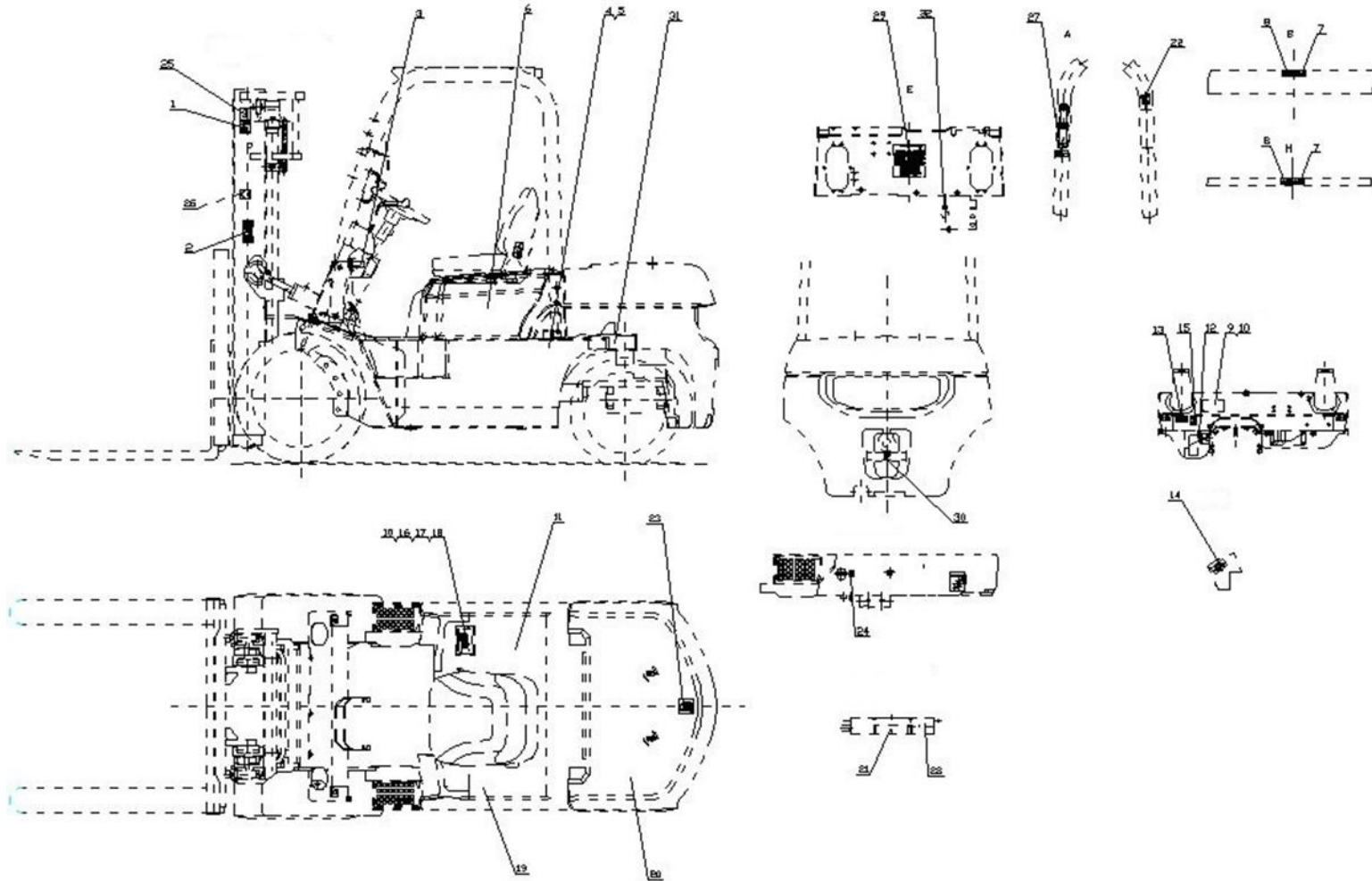


FIG.2 LABELS	ALL TRUCK MODELS				
	ITEM	PART NO.	DESCRIPTION	QTY	REMARKS OR SERIAL NO.
	1	66000665	LABEL-LIFT	1	
	2	66000674	LABEL-DANGER	2	
	3	66000656	LABEL-FUSE	1	
	4	66000672	LABEL-DIESEL OIL	1	DIESEL FORKLIFT
	5	66000657	LABEL-GASOLINE	1	GASOLINE FORKLIFT
	6	76000320	TON LABEL	2	2.0T
	6	76000321	TON LABEL	2	2.5T
	6	76000322	TON LABEL	2	3.0T
	6	76000323	TON LABEL	2	3.5T
	7	66000675	LABEL-DANGER	2	
	8	66000676	LABEL-DANGER	2	
	9	NO PART NO.	PRODUCT LABEL	1	
10	66000167	RIVET 4X10	8		
11	66000671	LABEL-SAFE BELT	1		
12	66000392	LABEL-SHIFT	1		

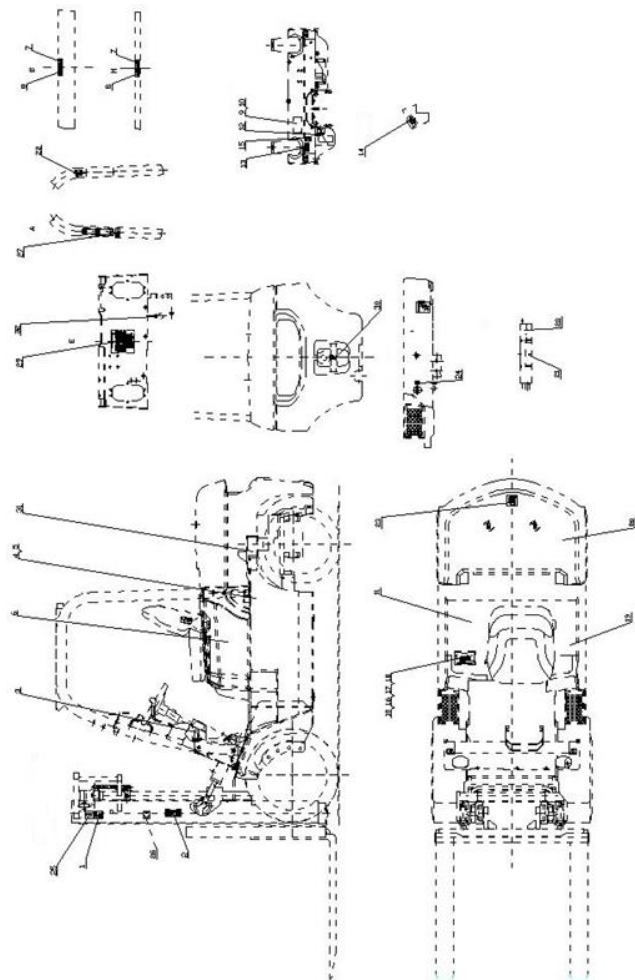
FIG.2 LABELS	ALL TRUCK MODELS				
	ITEM	PART NO.	DESCRIPTION	QTY	REMARKS OR SERIAL NO.
	13	66000658	LABEL-OPERATION	1	
	14	66000673	LABEL-EMERGENCY STOP	1	
	15	66000667	LABEL-BRAKE	1	
	16	66000320	LOAD LABEL	1	2.0T
	16	66000323	LOAD LABEL	1	2.5T
	16	66002670	LOAD LABEL	1	3.0T
	16	66002694	LOAD LABEL	1	3.5T
	17	66000321	LOAD LABEL	1	2.0T
	17	66000324	LOAD LABEL	1	2.5T
	17	66002671	LOAD LABEL	1	3.0T
	17	66002695	LOAD LABEL	1	3.5T
	18	66000322	LOAD LABEL	1	2.0T
	18	66000325	LOAD LABEL	1	2.5T
	18	66002672	LOAD LABEL	1	3.0T
18	66002696	LOAD LABEL	1	3.5T	

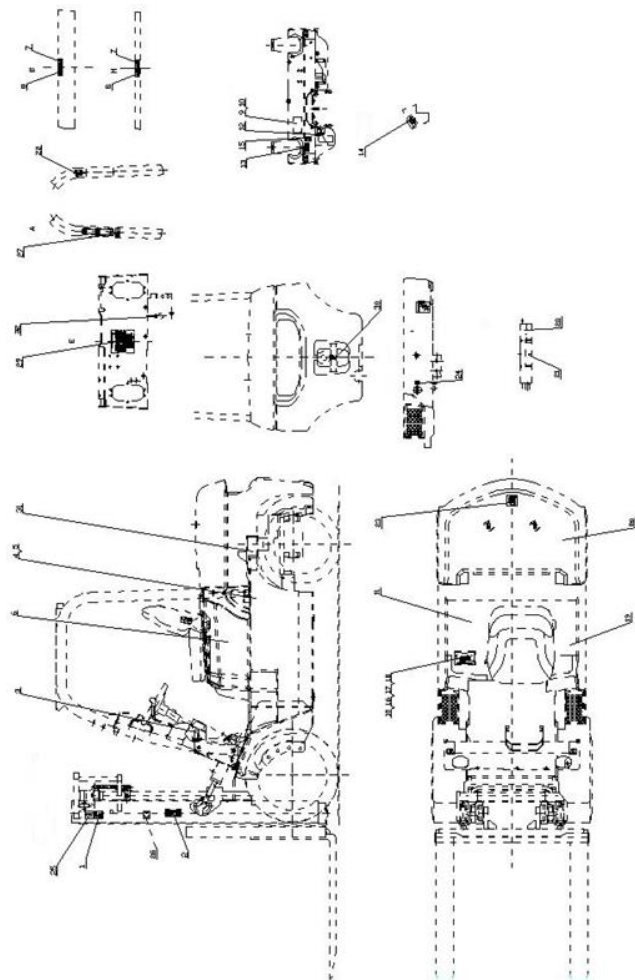
FIG.2 LABELS	ALL TRUCK MODELS				
	ITEM	PART NO.	DESCRIPTION	QTY	REMARKS OR SERIAL NO.
	19	66000659	LABEL-WARNING	1	
	20	NO PART NO.	COLOR LABEL	1	NSS
	21	66000677	LABEL-HAND CUT RISK	1	
	22	66000660	LABEL-NOISE	1	
	23	66000669	LABEL-LPG	1	FOR LPG STORAGE TANK
	24	66000661	LABEL-HYDRAULIC OIL	1	
	25	66000678	LABEL-LIFT	2	
	26	66000662	LABEL-CE FOR EUROPEAN ECONOMIC AREA	2	
	27	66000663	LABEL-WARNING	1	
	28	66000664	LABEL-ANTIFREEZE	1	
	29	66000666	LABEL-LUBRICATION	1	
	30	66000668	LABEL-TIE POINT	1	
	31	66000592	LABEL-TIRE PRESSUSE	1	2T
31	66002669	LABEL-TIRE PRESSUSE	1	3T	
32	66000670	LABEL-NOISE	1		

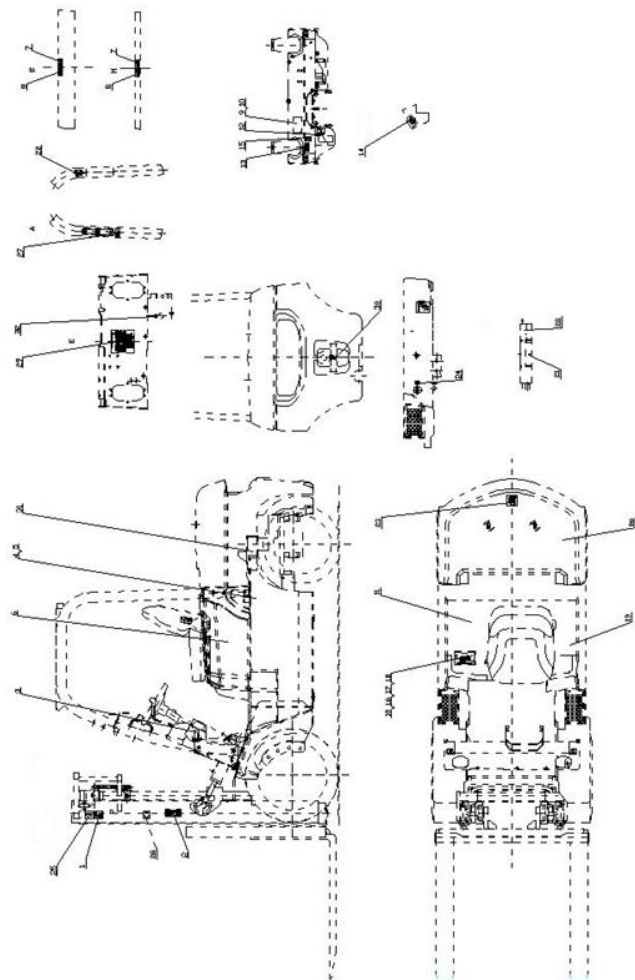
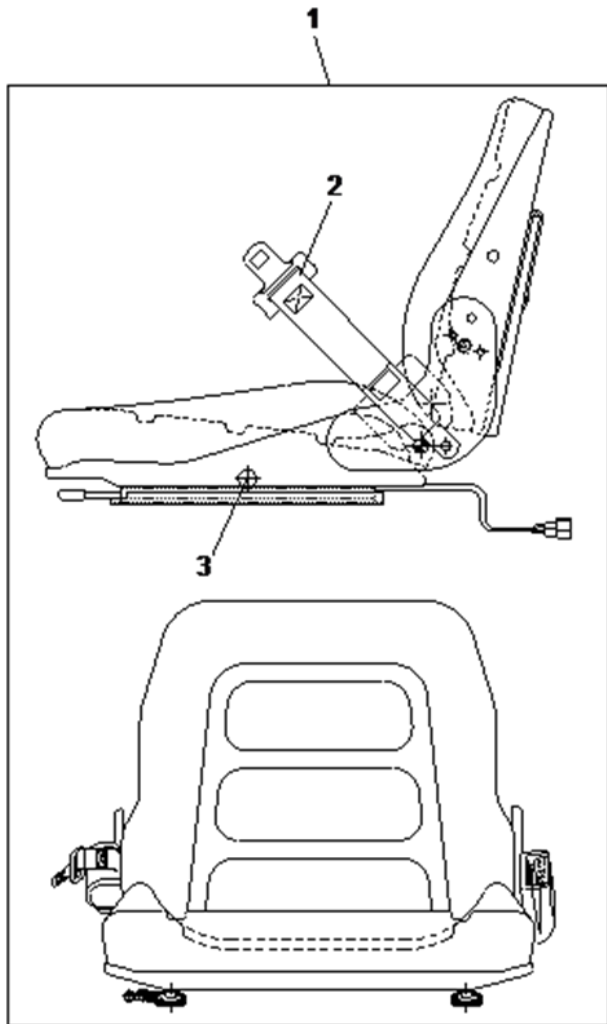
FIG.2 LABELS	ALL TRUCK MODELS				
	ITEM	PART NO.	DESCRIPTION	QTY	REMARKS OR SERIAL NO.
	-	66011517	LABEL-2 PC RIM WARNING		PNEU TIRE ONLY NOT PICTURED
	-	66011516	LABEL-WARNING		
	-	76001996	PAINT-AEROSOL BLUE		UTILEV BLUE
	-	76002024	PAINT-AEROSOL BLACK		UTILEV BLACK
	-	76002025	PAINT-UTILEV BLACK		(GAL)
	-	76002026	PAINT-UTILEV BLUE		(GAL)
	-	76001352	PAINT-UTILEV BLUE		(1L)
	-	76001353	PAINT-UTILEV BLACK		(1L)
	-	76501139	PAINT-AEROSOL ORANGE		UTILEV ORANGE
	-	76501140	PAINT-UTILEV ORANGE		(GAL)
	-	76501141	PAINT-UTILEV ORANGE		(1L)

FIG.3-1 SEAT-S85/90 (W/BELT & FOLDING BACKREST)

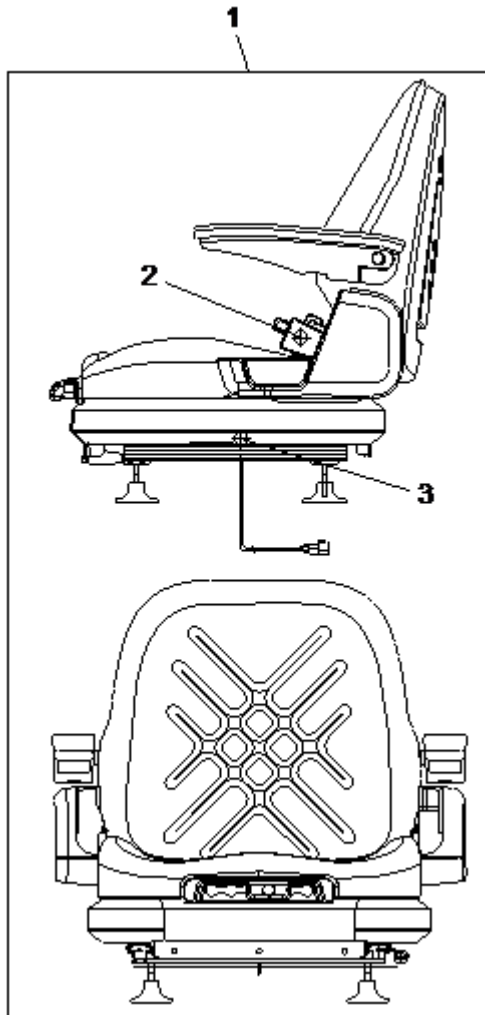
ALL MODELS OF TRUCK



ITEM	PART NO.	DESCRIPTION	QTY	REMARKS OR SERIAL NO.
1	66011524	S85/90 SEAT ASSY	1	W/O SEAT SWITCH
1	66011204	S85/90 SEAT ASSY	1	WITH SEAT SWITCH
2	66011249	SEAT BELT	1	
3	66011250	SEAT SWITCH	1	
-	66000146	NUT M8	4	NOT PICTURED
-	66000065	WASHER 8	4	NOT PICTURED
-	66000163	WASHER 8	4	NOT PICTURED
	66301253	HARNESS-SEAT/MAIN		©

FIG.3-2 SEAT ASSY SC24 (FULL SUSPENSION W/ FOLDING ARMRESTS)

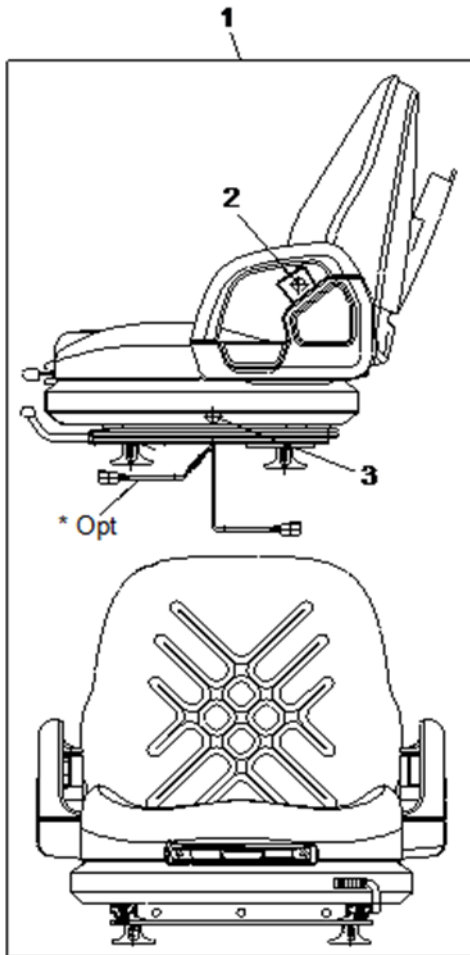
ALL MODELS OF TRUCK



ITEM	PART NO.	DESCRIPTION	QTY	REMARKS OR SERIAL NO.
1	66011224	SC24 SEAT ASSY	1	W/O SEAT SWITCH (OPTIONAL)
1	66011225	SC24 SEAT ASSY	1	WITH SEAT SWITCH (OPTIONAL)
2	66011248	SEAT BELT	1	
3	66011148	SEAT SWITCH	1	
-	66301253	HARNESSEAT/MAIN		©

FIG.3-3 SEAT ASSY SC24-18 (FULL SUSPENSION W/ HIP-RESTRAINTS)

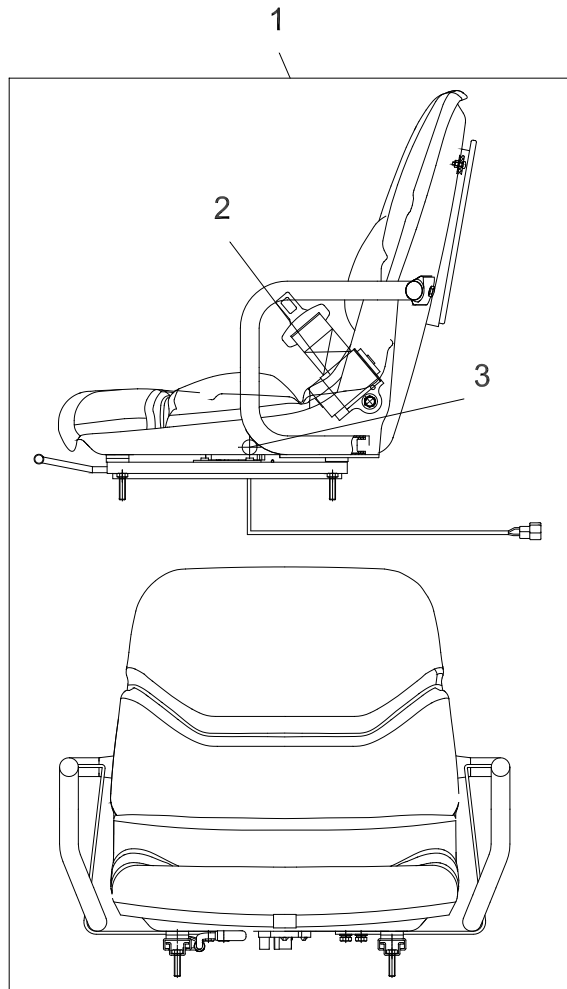
FOR NORTH AMERICA (OPS SWITCH ONLY)
 *AS-2359 STD (OPS & SEAT BELT SWITCH)



ITEM	PART NO.	DESCRIPTION	QTY	REMARKS OR SERIAL NO.
1	66011205	SC24-18 SEAT ASSY	1	SEAT BELT W/O SWITCH W/ (OPS) SWITCH
1	*66300195	SC24-18 SEAT ASSY	1	SEAT BELT WITH SWITCH W/ (OPS) SWITCH
2	66011248	SEAT BELT-W/O	1	W/O BELT SWITCH
2	*66300196	SEAT BELT-WITH	1	WITH BELT SWITCH
3	66011148	OPS SEAT SWITCH	1	
-	66301253	HARNESSEAT/MAIN		©

FIG.3-4 SEAT ASSY SN3A-35 (NON SUSPENSION)

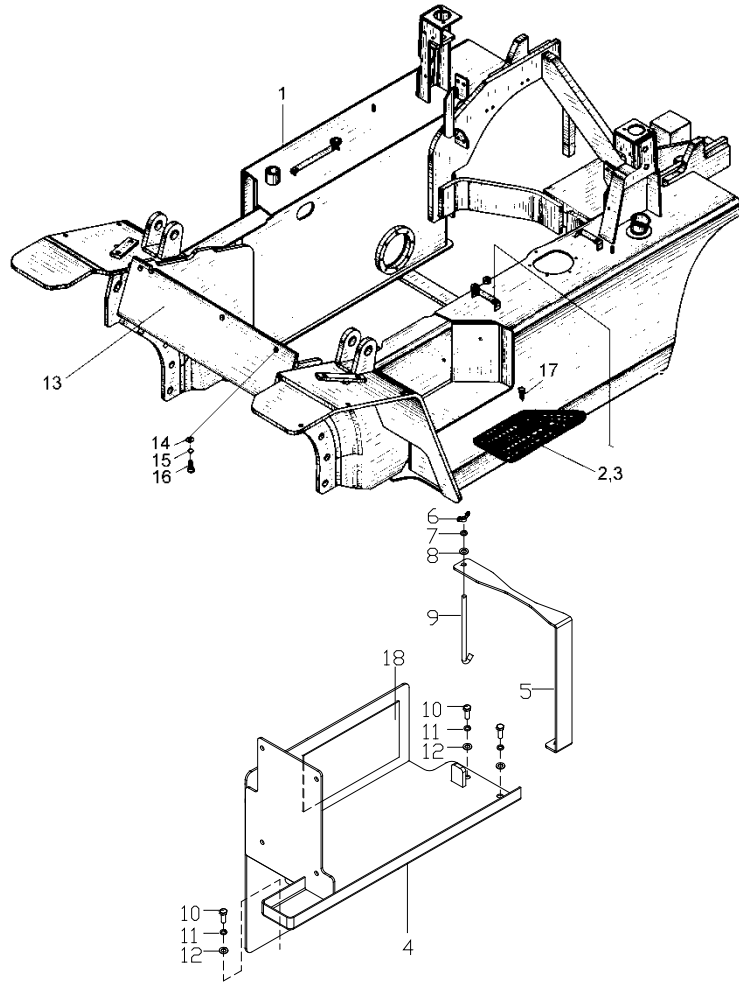
FOR NORTH AMERICA



ITEM	PART NO.	DESCRIPTION	QTY	REMARKS OR SERIAL NO.
1	66011203	SEAT ASSY-SN3A-35	1	FOR NORTH AMERICA
2	66011240	SEAT BELT	1	
3	66011241	SAFETY SWITCH	1	
-	66301253	HARNESS-SEAT/MAIN		©

FIG.4 BODY SYSTEM

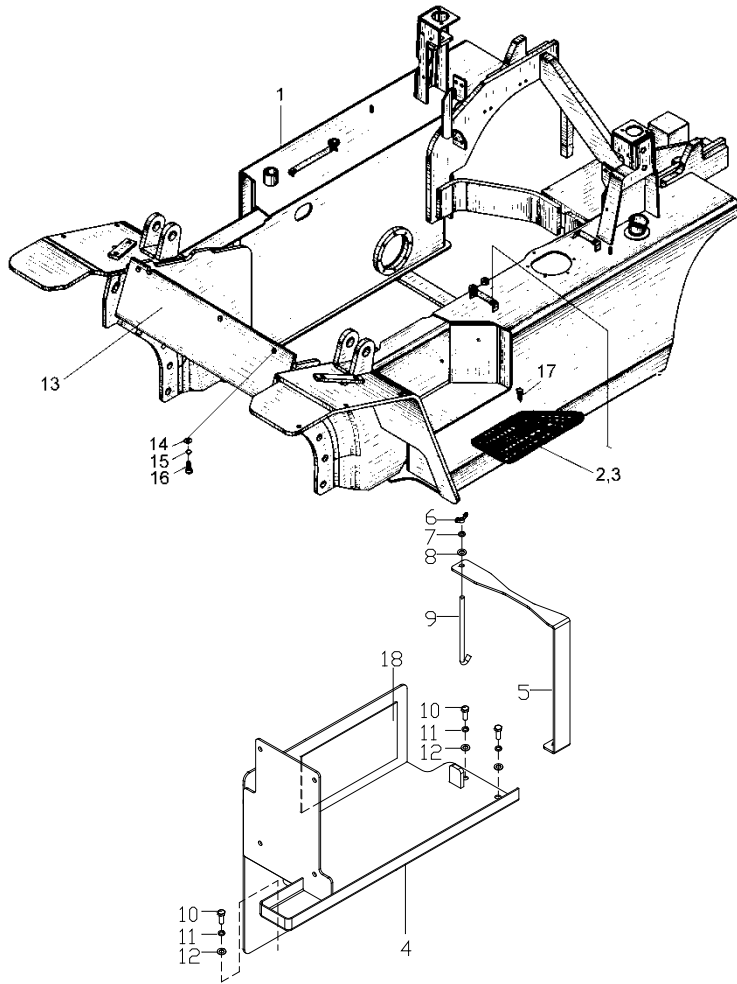
Ⓐ UT30/35P YAN (4TNV94) Ⓑ UT30/35P YAN (4TNE98) Ⓑ1 UT20/25P YAN (4TNE92)
 Ⓒ UT20/35P MAZ LPG Ⓒ1 UT20/35P MAZ DF
 Ⓔ UT20/35P NIS LPG (K25) Ⓕ UT20/35P NIS DF (K25) Ⓖ UT20/35P XIN (A490BPG)
 Ⓘ UT20/35P PSI LPG Ⓜ UT20/35P PSI LPG HTR Ⓟ UT20/35P PSI DF Ⓠ UT20/35P PSI DF HTR



ITEM	PART NO.	DESCRIPTION	QTY	REMARKS OR SERIAL NO.
1	NO PART NO.	FRAME	1	
2	66000621	PEDAL-LH	1	
3	66000622	PEDAL-RH	1	
4	66000291	BRACKET-BATTERY BOX	1	Ⓐ Ⓑ Ⓑ1 Ⓖ
4	66000291	BRACKET-BATTERY BOX	1	Ⓔ Ⓕ ≤07-20-2012
4	66009079	BRACKET-BATTERY BOX	1	Ⓔ Ⓕ >07-20-2012≤06-15-2015
4	66301208	BRACKET-BATTERY BOX	1	Ⓔ Ⓕ >06-15-2015
4	66009784	BRACKET-BATTERY BOX	1	Ⓒ Ⓒ1 Ⓟ Ⓠ Ⓟ1 Ⓠ1
5	66000290	PLATE	1	Ⓐ Ⓑ Ⓑ1 Ⓖ
5	66011526	PLATE	1	Ⓔ Ⓕ
5	66009783	PLATE	1	Ⓒ Ⓒ1
6	66000049	NUT M6	1	
7	66000064	WASHER 6	1	
8	66001064	WASHER 6	1	
9	66000288	PULL ROD	2	

FIG.4 BODY SYSTEM

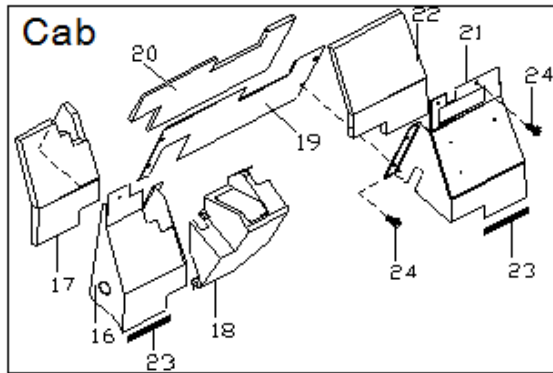
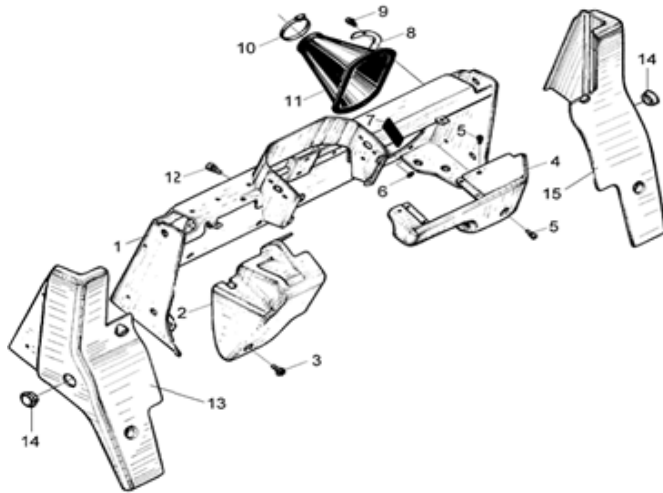
Ⓐ UT30/35P YAN (4TNV94) Ⓑ UT30/35P YAN (4TNE98) Ⓒ UT20/25P YAN (4TNE92)
 Ⓓ UT20/35P MAZ LPG Ⓔ UT20/35P MAZ DF
 Ⓕ UT20/35P NIS LPG (K25) Ⓖ UT20/35P NIS DF (K25) Ⓗ UT20/35P XIN (A490BPG)
 Ⓙ UT20/35P PSI LPG Ⓚ UT20/35P PSI LPG HTR Ⓛ UT20/35P PSI DF Ⓜ UT20/35P PSI DF HTR



ITEM	PART NO.	DESCRIPTION	QTY	REMARKS OR SERIAL NO.
10	66000938	BOLT M8X20	3	ALL TRUCKS EXCEPT Ⓔ Ⓕ Ⓚ
10	66000938	BOLT M8X20	4	Ⓔ Ⓕ Ⓚ >06-15-2015
11	66000065	WASHER 8	3	ALL TRUCKS EXCEPT Ⓔ Ⓕ Ⓚ
11	66000065	WASHER 8	4	Ⓔ Ⓕ Ⓚ >06-15-2015
12	66000163	WASHER 8	3	ALL TRUCKS EXCEPT Ⓔ Ⓕ Ⓚ
12	66000163	WASHER 8	4	Ⓔ Ⓕ Ⓚ >06-15-2015
13	66000628	COWL	1	
14	66000074	WASHER 12	6	<07/2014
15	66000067	WASHER 12	6	<07/2014
16	66000129	BOLT M12X30	6	<07/2014
16	66301197	BOLT ASSY M12X30		≥ 07/2014
17	66000180	BOLT M8X16	6	
18	66000289	INSULATION PAD	1	

FIG.5 COWL ASSY

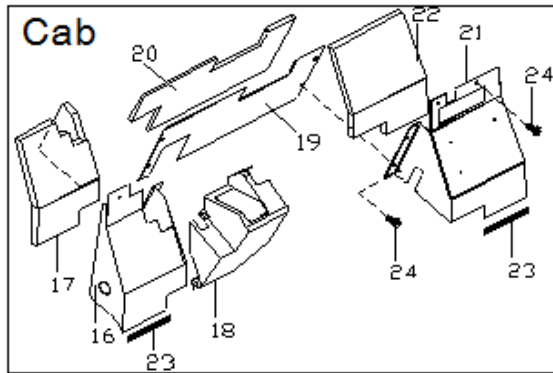
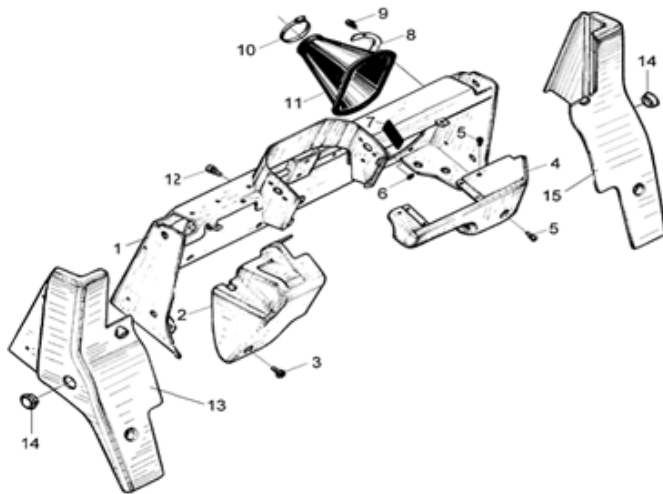
ALL TRUCK MODELS



ITEM	PART NO.	DESCRIPTION	QTY	REMARKS OR SERIAL NO.
1	66000282	COWL	1	
2	66000281	COVER-LH	1	STD
3	66000472	SCREW ASSY	1	STD
4	66000687	COVER-RH	1	STD
5	66000470	SCREW ASSY	11	STD
6	66000469	CIRCULAR SEAL	2	
7	66000468	RECTANGULAR SEAL	1	
8	66000467	PRESSURE PLATE	4	
9	66000531	FASTENER	12	
10	66000471	CLAMP	2	
11	66000466	DUST COVER	2	
12	66000473	BOLT ASSY	7	
13	66000689	HOOD-FRONT LH	1	STD
14	66000582	GROMMET	2	
15	66000688	HOOD-FRONT RH	1	STD

FIG.5 COWL ASSY

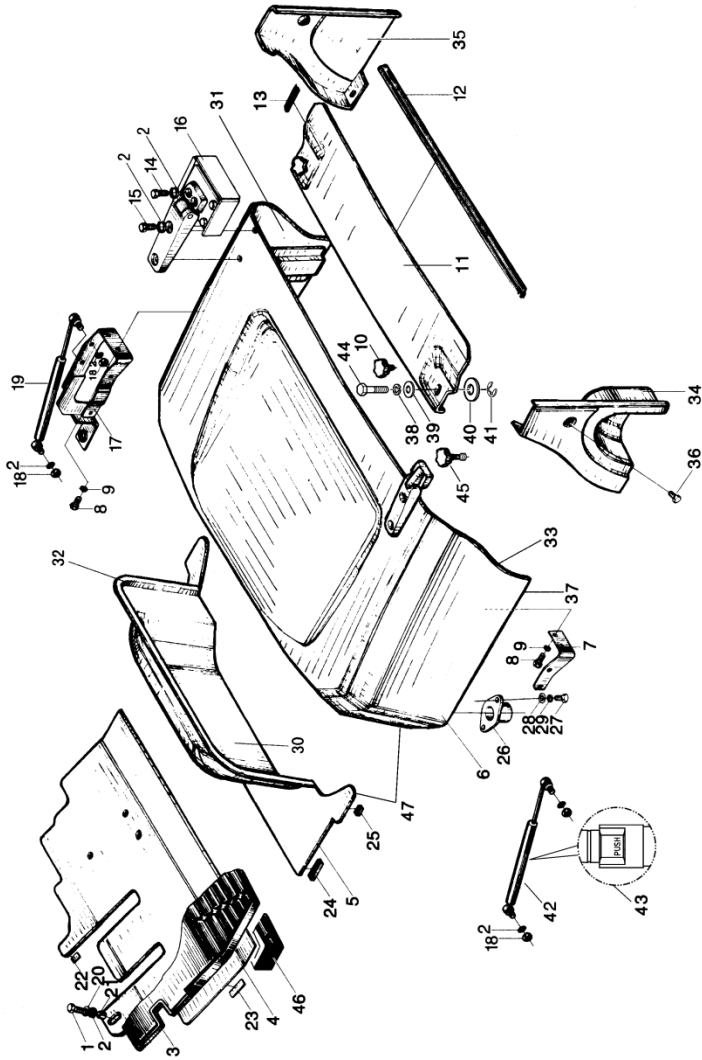
ALL TRUCK MODELS



ITEM	PART NO.	DESCRIPTION	QTY	REMARKS OR SERIAL NO.
A1	66300532	KIT-COVER	1	CAB INC:16-24
16	66300533	COWL COVER-LH	1	
17	66300534	SOUND LINER-LH	1	
18	66300535	COWL COVER-HAND BRAKE	1	
19	66300536	COVER PLATE	1	
20	66300537	SOUND LINER	1	
21	66300538	COWL COVER-RH	1	
22	66300539	SOUND LINER-RH	1	
23	66300540	TRIM SEAL	2	
24	66000470	SCREW ASSY	9	

FIG.6 HOOD AND FLOOR PLATES ASSY I

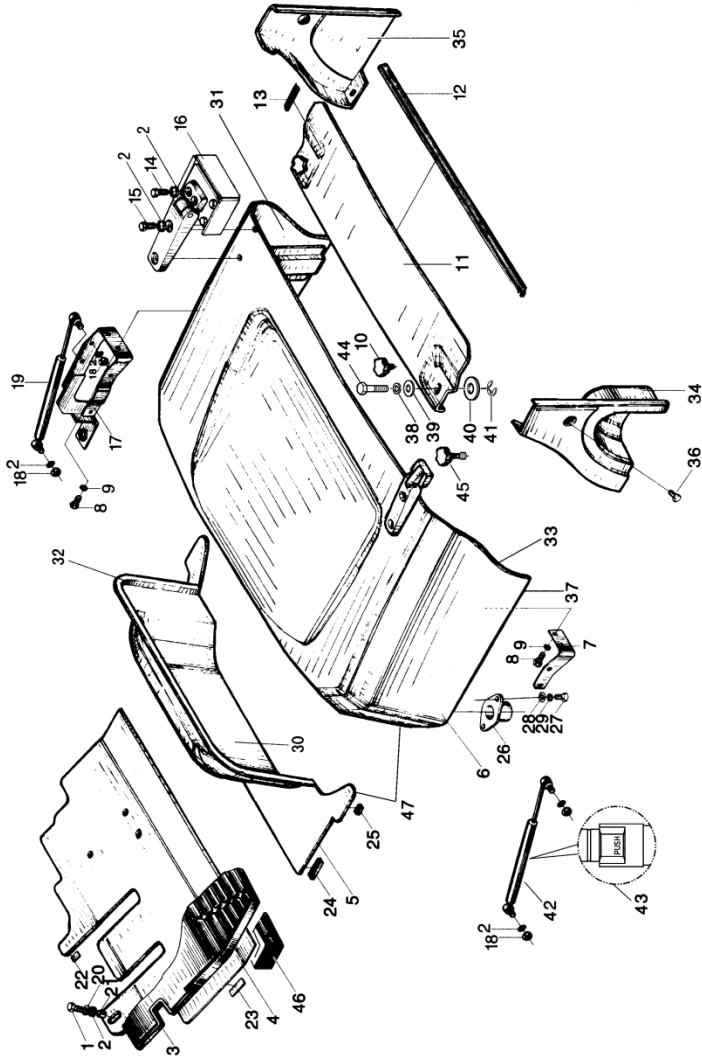
Ⓐ UT30/35P YAN (4TNV94) Ⓑ UT30/35P YAN (4TNE98) Ⓑ1 UT20/25P YAN (4TNE92)
 Ⓒ UT20/35P MAZ LPG Ⓒ1 UT20/35P MAZ DF
 Ⓔ UT20/35P NIS LPG (K25) Ⓕ UT20/35P NIS DF (K25) Ⓖ UT20/35P XIN (A490BPG)
 Ⓘ UT20/35P PSI LPG Ⓛ UT20/35P PSI LPG HTR Ⓧ UT20/35P PSI DF Ⓨ UT20/35P PSI DF HTR



ITEM	PART NO.	DESCRIPTION	QTY	REMARKS OR SERIAL NO.
1	66000102	BOLT M8X30	1	
2	66000163	WASHER 8	5	
3	66000696	PEDAL PAD	1	Ⓐ Ⓑ Ⓑ1 Ⓔ Ⓕ Ⓖ ≤02-01-2014
3	66301226	PEDAL PAD	1	Ⓐ Ⓑ Ⓑ1 Ⓔ Ⓕ Ⓖ >02-01-2014
3	66011632	PEDAL PAD	1	Ⓒ Ⓒ1 Ⓛ Ⓛ1 Ⓧ Ⓨ1
4	66000376	FLOOR PLATE-FRONT	1	Ⓐ Ⓑ Ⓑ1 Ⓔ Ⓕ Ⓖ ≤02-01-2014
4	66301223	FLOOR PLATE-FRONT	1	Ⓐ Ⓑ Ⓑ1 Ⓔ Ⓕ Ⓖ >02-01-2014
4	66009041	FLOOR PLATE-FRONT	1	Ⓒ Ⓒ1
4	66300861	FLOOR PLATE-FRONT	1	Ⓛ Ⓛ1 Ⓧ Ⓨ1
5	66000711	FLOOR PLATE-REAR	1	Ⓐ Ⓑ Ⓑ1 Ⓔ Ⓕ Ⓖ
5	66301144	FLOOR PLATE-REAR	1	Ⓒ Ⓒ1 Ⓛ Ⓛ1 Ⓧ Ⓨ1
6	66000710	HOOD ASSY	1	STD NON-OPS
6	66009109	HOOD ASSY	1	OPS/CAB
	66301285	BLANKET-HOOD	1	NOT PICTURED, FITS OVER 66009109
7	66000475	BRACKET-LH	1	

FIG.6 HOOD AND FLOOR PLATES ASSY I

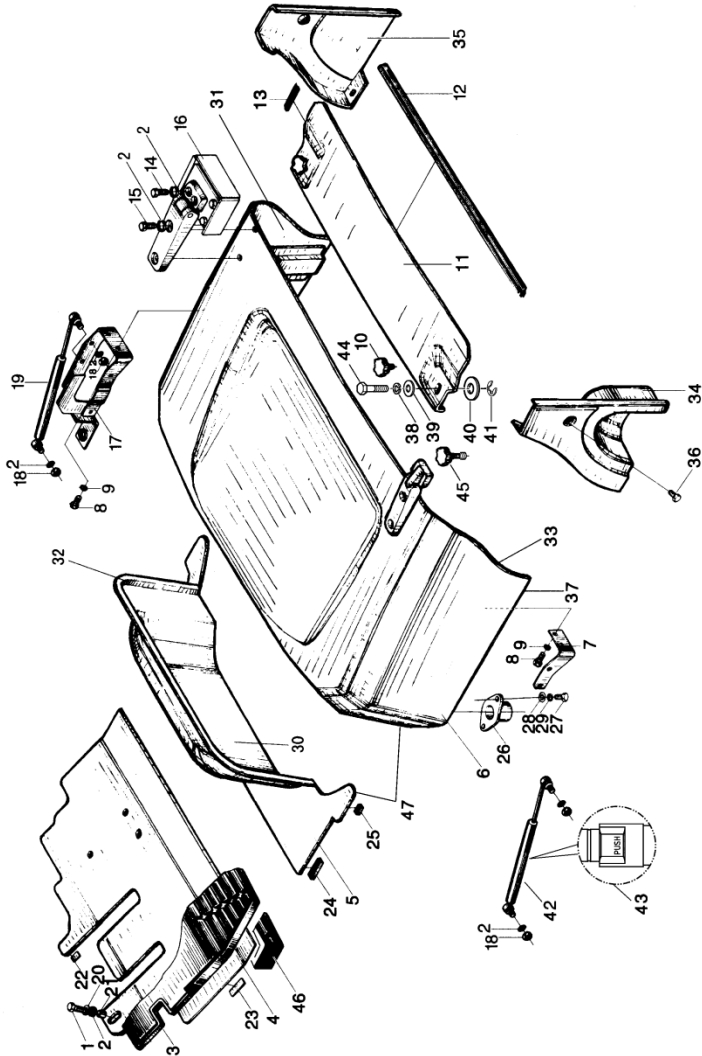
Ⓐ UT30/35P YAN (4TNV94) Ⓑ UT30/35P YAN (4TNE98) Ⓑ) UT20/25P YAN (4TNE92)
 Ⓒ UT20/35P MAZ LPG Ⓒ) UT20/35P MAZ DF
 Ⓔ UT20/35P NIS LPG (K25) Ⓔ) UT20/35P NIS DF (K25) Ⓒ) UT20/35P XIN (A490BPG)
 Ⓛ UT20/35P PSI LPG Ⓛ) UT20/35P PSI LPG HTR Ⓛ) UT20/35P PSI DF Ⓛ) UT20/35P PSI DF HTR



ITEM	PART NO.	DESCRIPTION	QTY	REMARKS OR SERIAL NO.
8	66000938	BOLT M8X20	4	
9	66000065	WASHER 8	12	
10	NO PART NO.	KNOB	2	
11	66000690	COVER RADIATOR	1	Ⓐ Ⓑ Ⓑ) Ⓒ
11	66000691	COVER RADIATOR	1	Ⓐ Ⓑ Ⓑ) Ⓒ HIGH EXHAUST
11	66011535	COVER RADIATOR	1	Ⓒ Ⓒ) Ⓛ Ⓛ) Ⓛ) Ⓛ)
11	66000814	COVER RADIATOR	1	Ⓔ Ⓔ)
11	66000764	COVER RADIATOR	1	Ⓔ Ⓔ) HIGH EXHAUST
12	66000477	SEAL STRIP	1	Ⓐ Ⓑ Ⓑ) Ⓔ Ⓔ) Ⓒ
12	66011536	SEAL STRIP	1	Ⓒ Ⓒ) Ⓛ Ⓛ) Ⓛ) Ⓛ)
12	66002970	SEAL STRIP	1	LPG
13	66000478	SEAL STRIP	2	
13	66002971	SEAL STRIP	2	LPG
14	66000118	BOLT M8X25	4	
15	66000101	BOLT M8X25	4	

FIG.6 HOOD AND FLOOR PLATES ASSY I

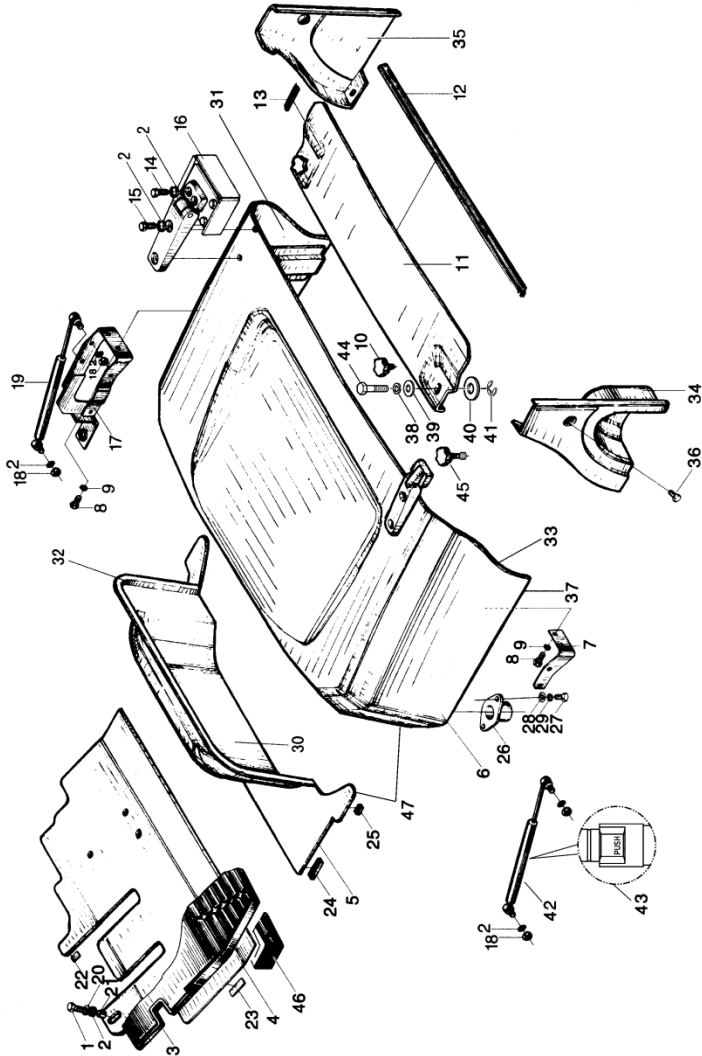
- (A) UT30/35P YAN (4TNV94) (B) UT30/35P YAN (4TNE98) (B1) UT20/25P YAN (4TNE92)
 (C) UT20/35P MAZ LPG (C1) UT20/35P MAZ DF
 (E) UT20/35P NIS LPG (K25) (F) UT20/35P NIS DF (K25) (G) UT20/35P XIN (A490BPG)
 (I) UT20/35P PSI LPG (I1) UT20/35P PSI LPG HTR (J) UT20/35P PSI DF (J1) UT20/35P PSI DF HTR



ITEM	PART NO.	DESCRIPTION	QTY	REMARKS OR SERIAL NO.
16	66000487	HINGE	2	
17	66002811	BRACKET-RH	1	
18	66000155	NUT M8	4	
19	66000698	GAS SPRING	1	
20	66000481	GROMMET	1	
21	66000482	SLEEVE	1	
22	66000480	INSULATOR	2	
23	66000479	INSULATOR	2	
24	66000484	INSULATOR	2	
25	66000483	INSULATOR	2	
26	66000486	INSULATOR-CAB MOUNTING	2	
27	66000115	BOLT M8X16	4	
28	66000163	WASHER 8	4	
29	66000065	WASHER 8	4	
30	66000697	HOOD INSULATION BLANKET	1	(A) (B) (B1) (E) (F) (G) STD

FIG.6 HOOD AND FLOOR PLATES ASSY I

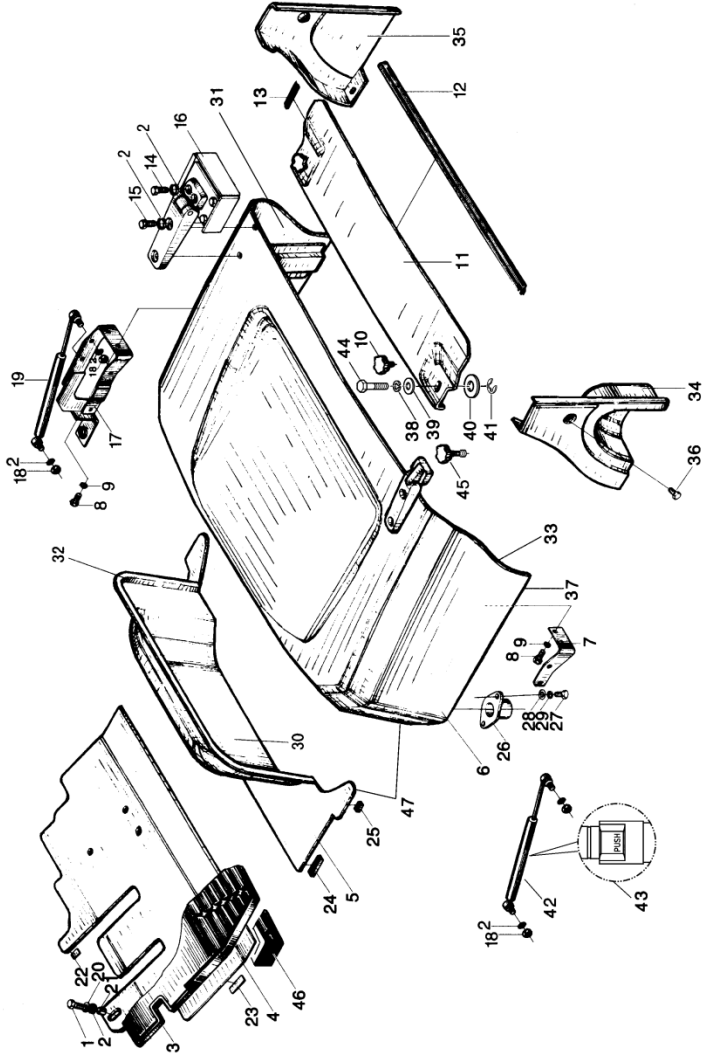
Ⓐ UT30/35P YAN (4TNV94) Ⓑ UT30/35P YAN (4TNE98) Ⓑ UT20/25P YAN (4TNE92)
 Ⓒ UT20/35P MAZ LPG Ⓒ UT20/35P MAZ DF
 Ⓔ UT20/35P NIS LPG (K25) Ⓕ UT20/35P NIS DF (K25) Ⓖ UT20/35P XIN (A490BPG)
 Ⓘ UT20/35P PSI LPG Ⓢ UT20/35P PSI LPG HTR Ⓣ UT20/35P PSI DF Ⓤ UT20/35P PSI DF HTR



ITEM	PART NO.	DESCRIPTION	QTY	REMARKS OR SERIAL NO.
30	66000693	HOOD INSULATION BLANKET	1	Ⓒ ⒸⓁ Ⓢ ⓈⓈ Ⓣ Ⓤ STD
30	66301230	HOOD INSULATION BLANKET	1	CAB
31	66000695	HOOD INSULATION BLANKET	1	STD
31	66301231	HOOD INSULATION BLANKET	1	CAB
32	66000485	SEAL STRIP	1	
33	66000692	SEAL STRIP	1	
34	66001067	COVER-LH REAR	1	Ⓐ Ⓑ ⒷⓈ Ⓔ Ⓕ Ⓖ ⒸⓁ Ⓣ Ⓤ
34	66011537	COVER-LH REAR	1	Ⓒ Ⓢ ⓈⓈ
35	66000285	COVER-RH REAR	1	
36	66000699	SCREW	2	
37	66000694	SEAL STRIP	2	BLACK GALVANIZING
38	66000065	WASHER 8	2	
39	66000072	WASHER 8	2	
40	66000700	WASHER	2	
41	66000087	SNAP RING 6	2	

FIG.6 HOOD AND FLOOR PLATES ASSY I

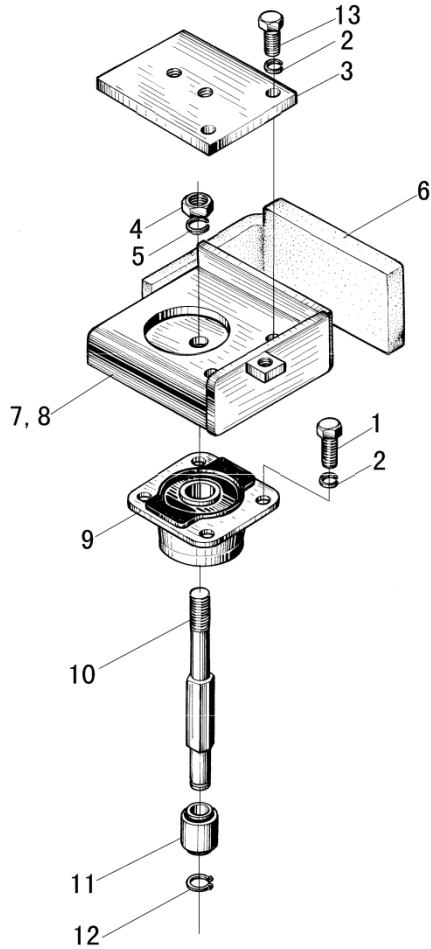
- (A) UT30/35P YAN (4TNV94) (B) UT30/35P YAN (4TNE98) (B) UT20/25P YAN (4TNE92)
 (C) UT20/35P MAZ LPG (C) UT20/35P MAZ DF
 (E) UT20/35P NIS LPG (K25) (F) UT20/35P NIS DF (K25) (G) UT20/35P XIN (A490BPG)
 (I) UT20/35P PSI LPG (H) UT20/35P PSI LPG HTR (J) UT20/35P PSI DF (J) UT20/35P PSI DF HTR



ITEM	PART NO.	DESCRIPTION	QTY	REMARKS OR SERIAL NO.
42	66011525	GAS SPRING	1	2.5T LPG OPTIONAL SEAT SN3A
43	66000286	GAS SPRING	1	
44	66000833	SCREW	2	
45	NO PART NO.	KNOB	2	
46	66301229	SOUND INSULATION	1	
47	NO PART NO.	PRIMARY & SECONDARY HOOD	1	

FIG.7 HOOD AND FLOOR PLATES ASSY II

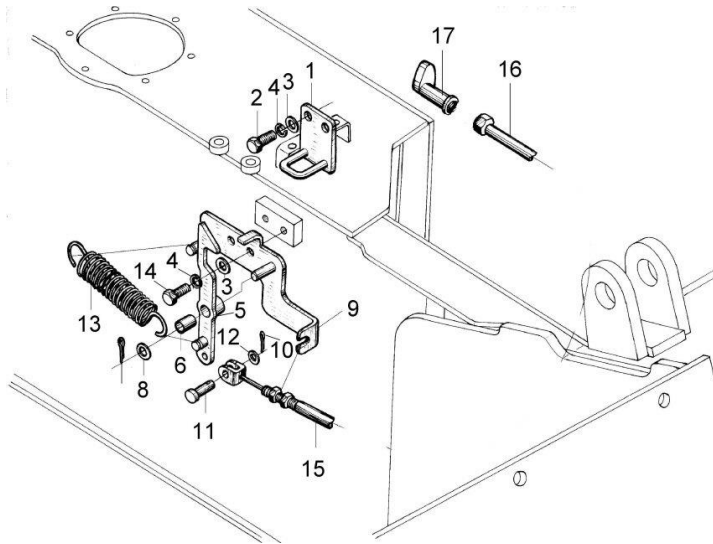
ALL TRUCK MODELS



ITEM	PART NO.	DESCRIPTION	QTY	REMARKS OR SERIAL NO.
A1	66003610	ABSORBER ASSY - LH	1	INC:2-6,8,9,10,13
A1	66300488	ABSORBER ASSY - RH	1	INC:2-7,9,10,13
1	66000938	BOLT M8X20	4	
2	66000065	WASHER 8	8	
3	NO PART NO.	PLATE	2	NSS
4	66000148	NUT M10X1.25	2	
5	66000066	WASHER 10	2	
6	NO PART NO.	INSULATOR	2	NSS
7	NO PART NO.	BRACKET-RH	1	NSS
8	NO PART NO.	BRACKET-LH	1	NSS
9	NO PART NO.	SEAT	2	NSS
10	NO PART NO.	ROD	2	NSS
11	66000493	BUSHING	2	
12	66000088	SNAP RING 8	2	
13	66000118	BOLT M8X25	4	

FIG.8 LOCK CATCH ASSY

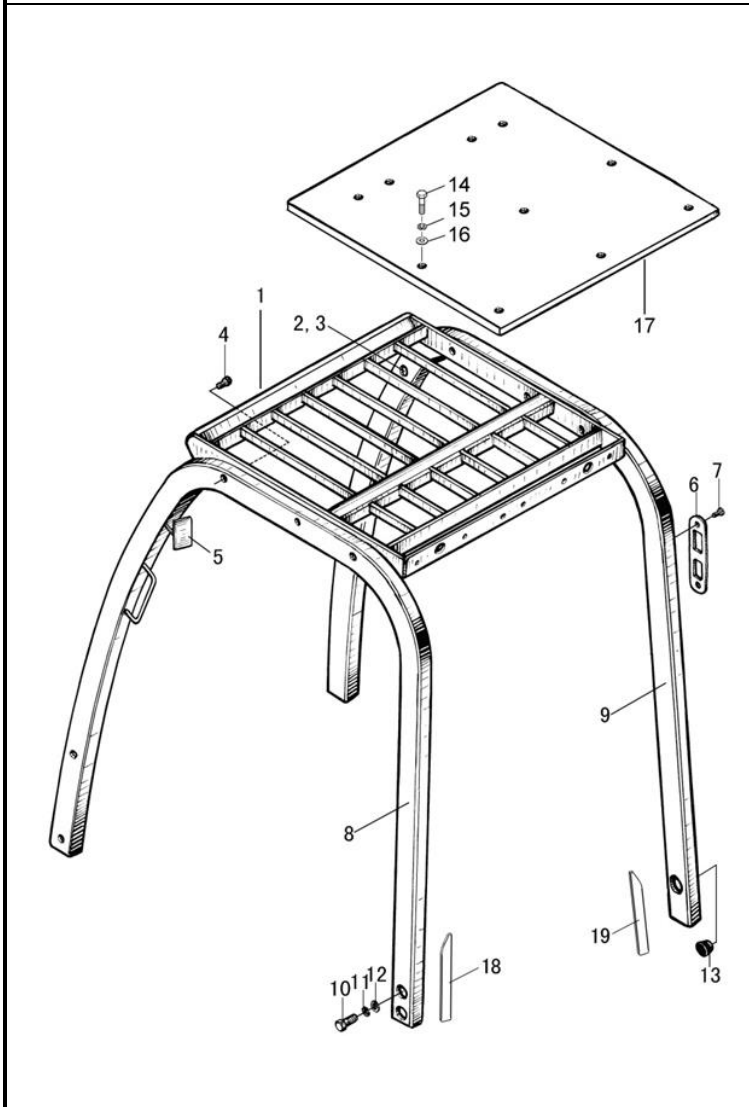
ALL TRUCK MODELS



ITEM	PART NO.	DESCRIPTION	QTY	REMARKS OR SERIAL NO.
1	66000703	STRIKER PLATE	1	
2	66000115	BOLT M8X16	2	
3	66000163	WASHER 8	4	
4	66000065	WASHER 8	4	
5	66000704	STRIKER BOLT	1	
6	66000822	BUSHING 1020	1	
7	66000164	WASHER 10	1	
8	66000059	PIN 3.2X20	1	
9	66000705	BRACKET	1	
10	66000053	COTTER PIN 2X12	1	
11	66000082	PIN B6X18	1	
12	66001064	WASHER 6	1	
13	66000701	SPRING	1	NOT CE APPROVED
13	66000702	SPRING	1	CE-FOR EUROPEAN ECONOMIC AREA
14	66000938	BOLT M8X20	2	

FIG.9 OVERHEAD GUARD

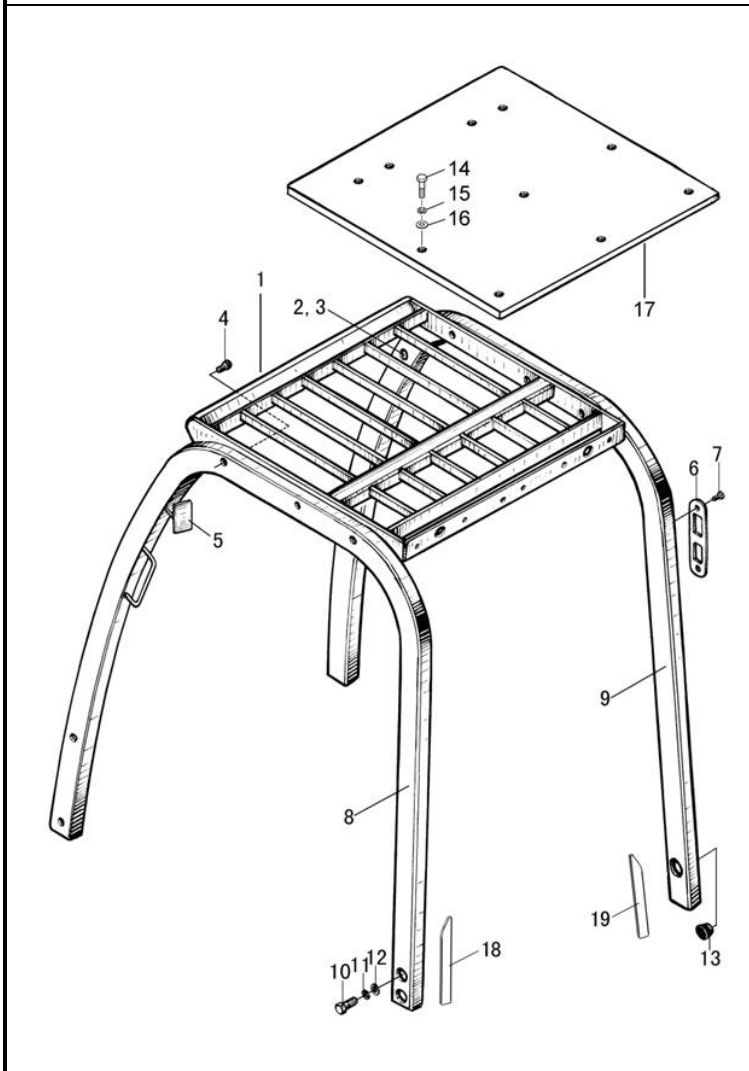
ALL TRUCK MODELS



ITEM	PART NO.	DESCRIPTION	QTY	REMARKS OR SERIAL NO.
1	66000717	OVERHEAD GUARD	1	
2	66000581	HOSE	1	
3	66000271	CLAMP	1	
4	66000473	BOLT ASSY	6	
5	66000896	MIRROR-REARVIEW	1	
6	66000580	COVER PLATE	1	
7	66000080	SCREW M5X12	3	
8	66000723	OHG-LEG-LH	1	STANDARD
8	66300030	OHG-LEG-LH	1	OPTIONAL 60MM TALLER
9	66000718	OHG-LEG-RH	1	STANDARD
9	66300029	OHG-LEG-RH	1	OPTIONAL 60MM TALLER
9	66011574	OHG-LEG-RH	1	OPTIONAL DUAL AIR FILTER ONLY
9	66300028	OHG-LEG-RH	1	OPTIONAL HI EXHAUST
9	66000719	OHG-LEG-RH	1	OPTIONAL HI EXHAUST & DUAL FILTER
10	66000583	BOLT M16	8	

FIG.9 OVERHEAD GUARD

ALL TRUCK MODELS



ITEM	PART NO.	DESCRIPTION	QTY	REMARKS OR SERIAL NO.
11	66000069	WASHER 16	8	
12	66000584	WASHER	8	
13	66000582	GROMMET	2	OHG LEG-RH ONLY
14	66000109	BOLT M6x12	10	OPTIONAL
15	66000064	WASHER 6	10	OPTIONAL
16	66001064	WASHER	10	OPTIONAL
17	66300151	OHG- TOP PLATE	1	OPTIONAL
18	66300026	FOAM-LH	10	
19	66300027	FOAM-RH	10	

PART V CONTROL SYSTEM CONTENTS

- | | | |
|-------------------------------------|---|--------------------------------------|
| Ⓐ UT30/35P YANMAR 3.0L DSL (4TNV94) | Ⓑ UT30/35P YANMAR 3.3L DSL (4TNE98) | Ⓑ1 UT20/25P YANMAR 2.6L DSL (4TNE92) |
| Ⓒ UT20/35P MAZDA 2.2L LPG | Ⓒ1 UT20/35P MAZDA 2.2L DUAL | Ⓔ UT20/35P NISSAN 2.5L LPG (K25) |
| Ⓕ UT20/35P NISSAN 2.5L DUAL (K25) | Ⓖ UT20/35P XINCHAI 2.7L DSL (A490BPG-3) | Ⓘ UT20/35P PSI 2.4L LPG W/O HTR |
| Ⓜ UT20/35P PSI 2.4L LPG W/HTR | Ⓝ UT20/35P PSI 2.4L DUAL W/O HTR | Ⓝ1 UT20/35P PSI 2.4L DUAL W/HTR |

ITEM	DESCRIPTION	SERIAL NO.	PAGE
FIG.1-1	BRAKE AND INCHING PEDAL ASSY	ALL MODELS OF TRUCK	5-1
FIG.1-2	BRAKE AND INCHING PEDAL ASSY	ALL MODELS OF TRUCK EXCEPT Ⓒ	5-6
FIG.2	BRAKE PEDAL ASSY	ALL MODELS OF TRUCK	5-10
FIG.3	THROTTLE CONTROL ASSY <02-01-2014	Ⓐ Ⓑ Ⓑ1	5-11
FIG.3-1	THROTTLE CONTROL ASSY >02-01-2014	Ⓐ Ⓑ Ⓑ1	5-13
FIG.4	THROTTLE CONTROL ASSY <02-01-2014	ALL MODELS EXCEPT Ⓐ Ⓑ Ⓑ1	5-15
FIG.4-1	THROTTLE CONTROL ASSY >02-01-2014	ALL MODELS EXCEPT Ⓐ Ⓑ Ⓑ1	5-17
FIG.5	THROTTLE CONTROL ASSY	Ⓖ	5-19
FIG.6	HAND BRAKE CONTROL	ALL MODELS OF TRUCK	5-21

FIG.1-1 BRAKE AND INCHING PEDAL ASSY

ALL MODELS OF TRUCK EXCEPT ⑥

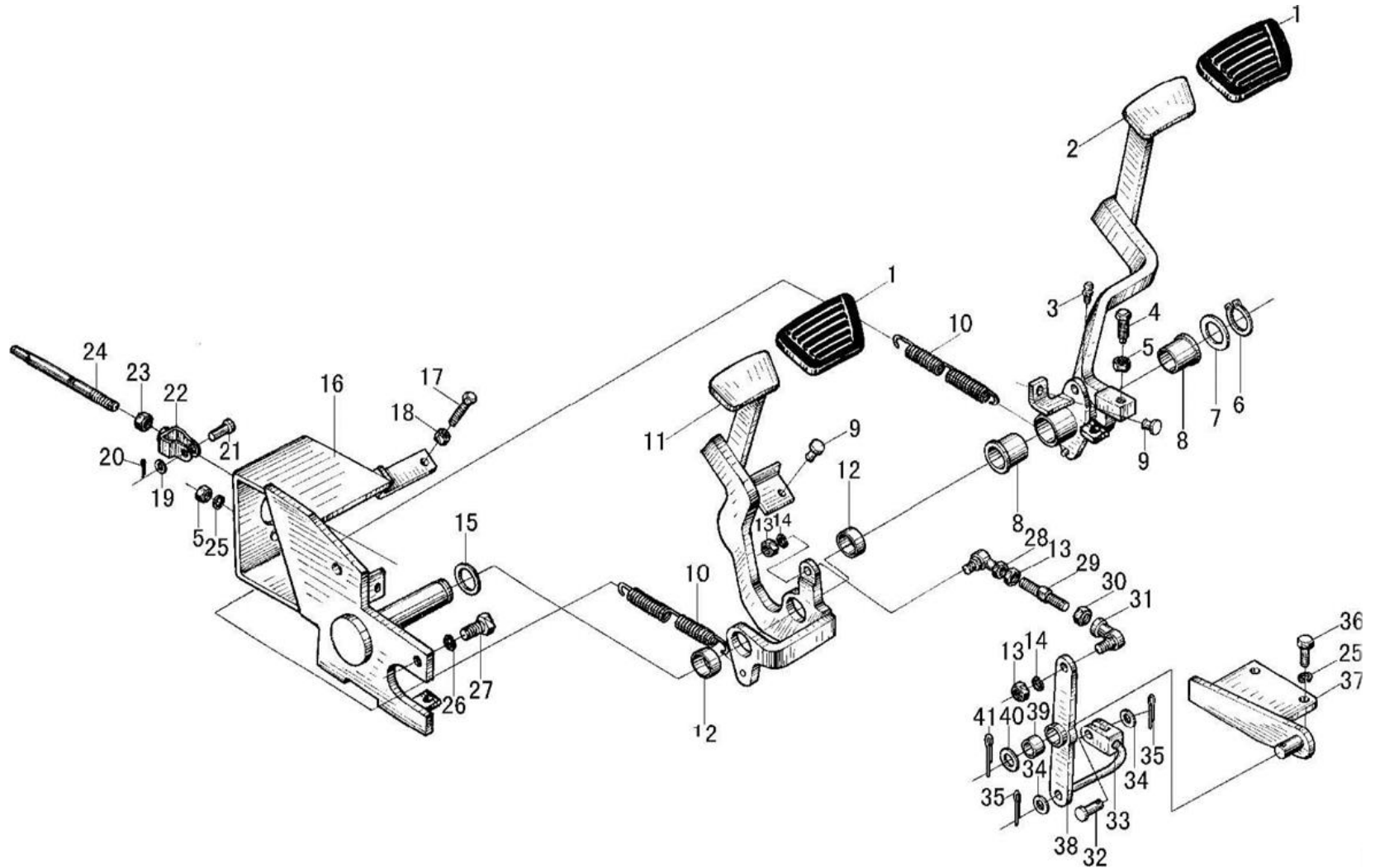
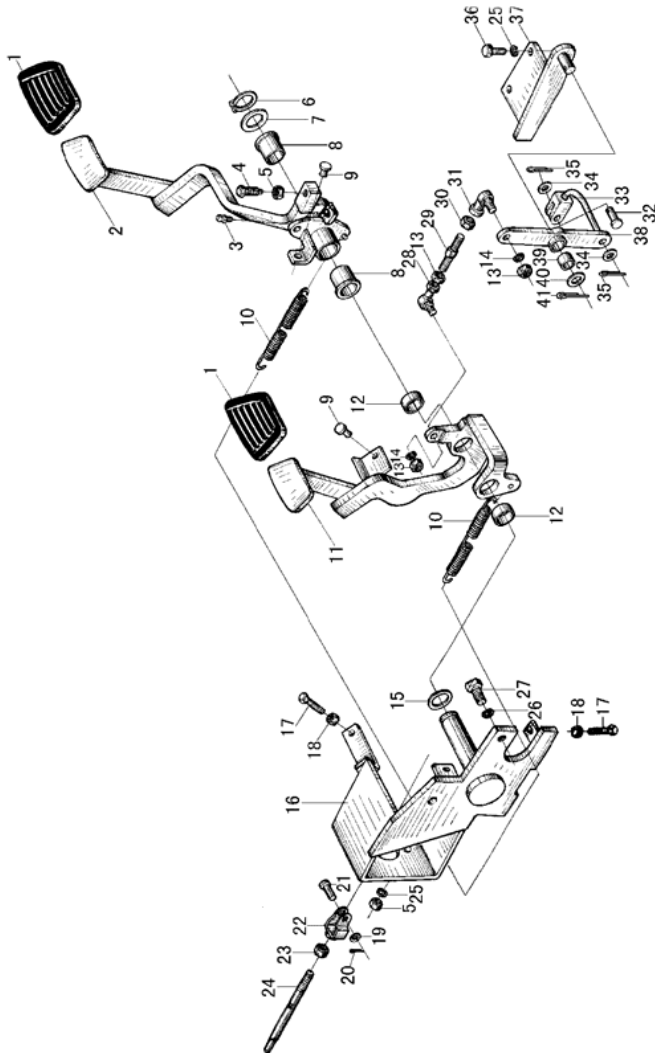


FIG.1-1 BRAKE AND INCHING PEDAL ASSY

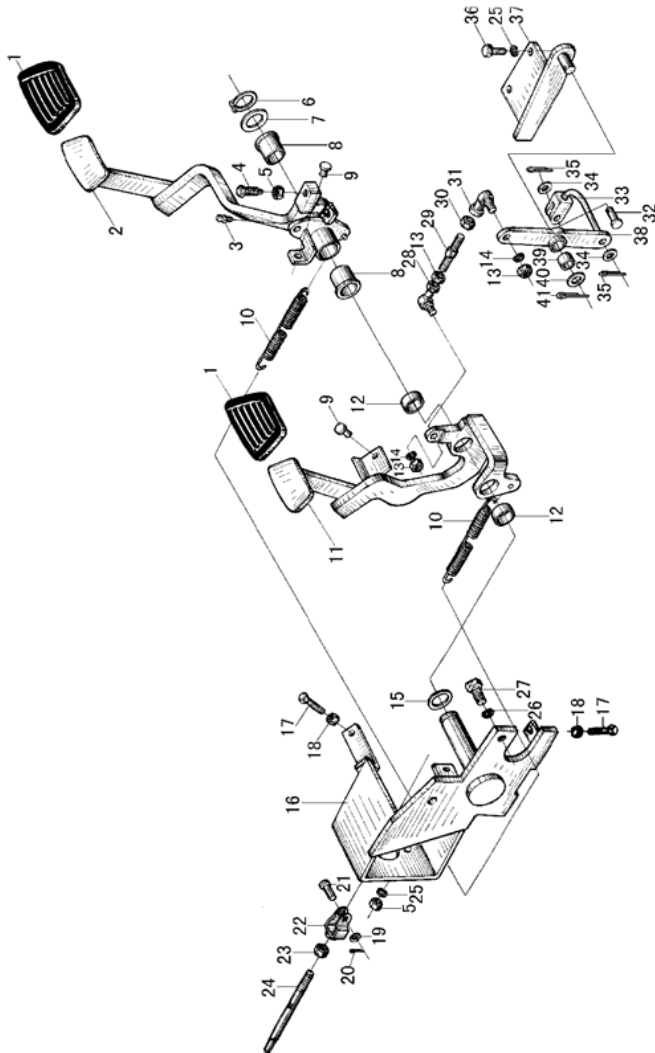
ALL MODELS OF TRUCK EXCEPT ©



ITEM	PART NO.	DESCRIPTION	QTY	REMARKS OR SERIAL NO.
1	66000500	PEDAL PAD	2	
2	66000381	BRAKE PEDAL	1	2T
2	66003687	BRAKE PEDAL	1	3T
3	66000092	GREASE FITTING M6	1	
4	66000496	BOLT	1	
5	66000147	NUT M10	3	
6	66000177	SNAP RING 28	1	
7	66000498	SHIM	1	
8	66000505	BUSHING	2	
9	66000501	BOLT	2	
10	66000497	SPRING	2	
11	66000378	INCHING PEDAL	1	
12	66000502	BUSHING	2	
13	66000151	NUT M8	3	
14	66000065	WASHER 8	2	

FIG.1-1 BRAKE AND INCHING PEDAL ASSY

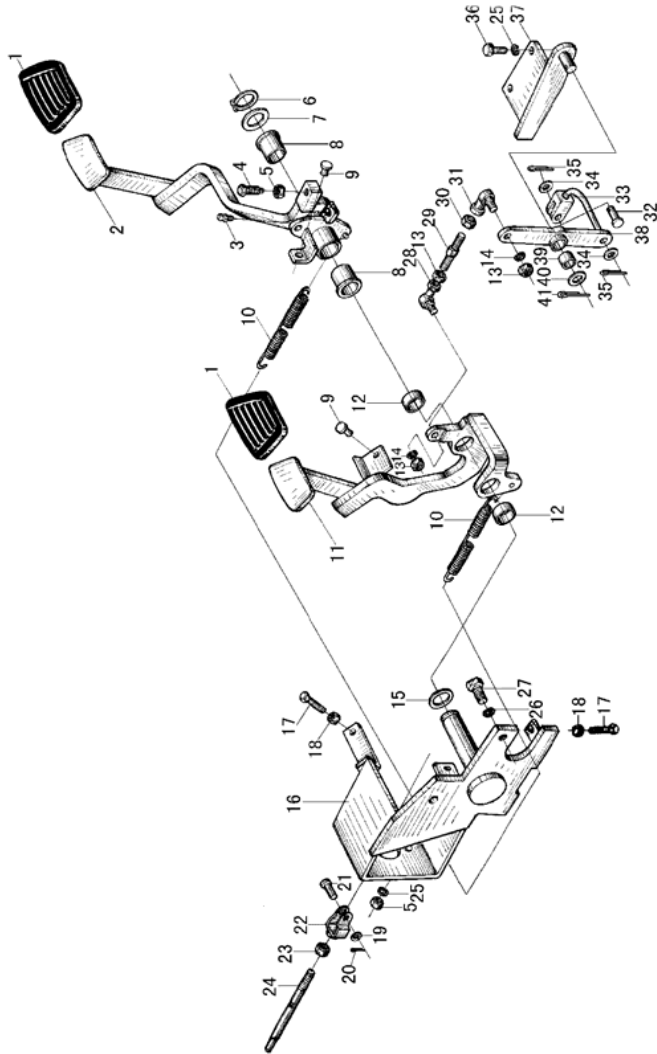
ALL MODELS OF TRUCK EXCEPT ©



ITEM	PART NO.	DESCRIPTION	QTY	REMARKS OR SERIAL NO.
15	66000495	WASHER	1	
16	66000499	BRACKET	1	
17	66000119	BOLT M8X30	2	
18	66000146	NUT M8	2	
A2	66011554	PUSH ROD ASSY	1	INC:19-24
19	66000081	WASHER 8	1	
20	66009798	COTTER PIN 1.6B	1	
21	66000084	PIN B8X24	1	
22	66000504	ROD END	1	
23	66000147	NUT M10	1	
24	66000503	PUSH ROD	1	
25	66000066	WASHER 10	4	
26	66000067	WASHER 12	2	
27	66000139	BOLT M12X1.25X25	2	
28	66009711	BALL JOINT	1	

FIG.1-1 BRAKE AND INCHING PEDAL ASSY

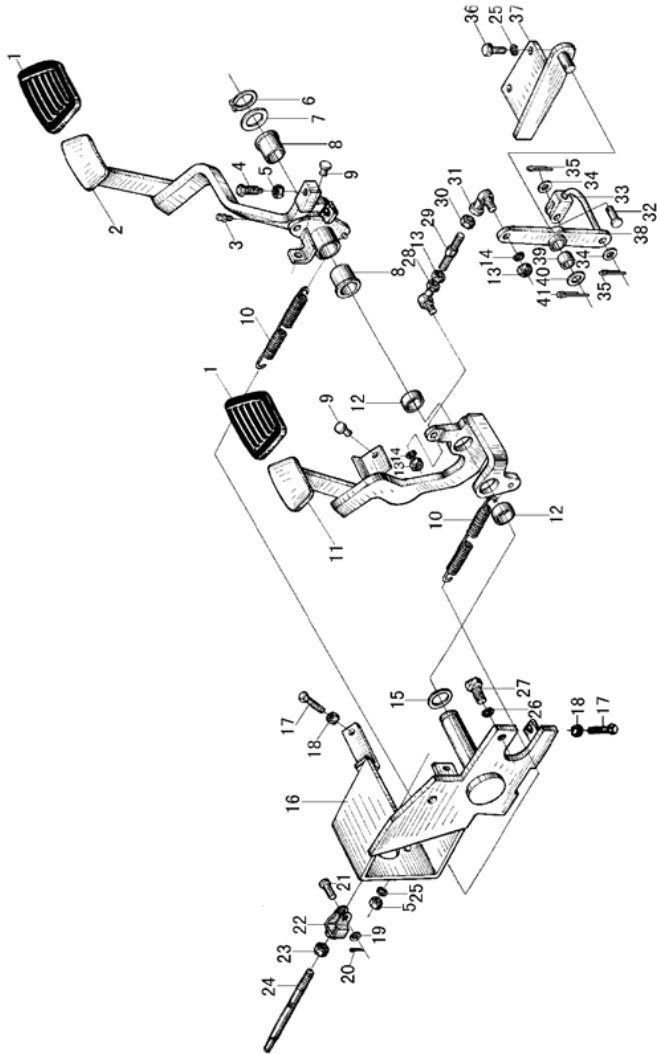
ALL MODELS OF TRUCK EXCEPT ©



ITEM	PART NO.	DESCRIPTION	QTY	REMARKS OR SERIAL NO.
29	66000365	LINK-ADJUSTING	1	
30	66000152	NUT M8-LH	1	
31	66009712	BALL JOINT	1	
32	66000085	PIN B8X32	1	
33	66000384	ROD	1	
34	66000163	WASHER 8	2	
35	66009798	COTTER PIN 1.6B	2	
36	66000124	BOLT M10X25	2	
37	66000379	BRACKET	1	
38	66000380	ROCKER ARM	1	
39	66000377	BUSHING	1	
40	66000166	WASHER 16	1	
41	66000055	COTTER PIN 4X45	1	

FIG.1-2 BRAKE AND INCHING PEDAL ASSY

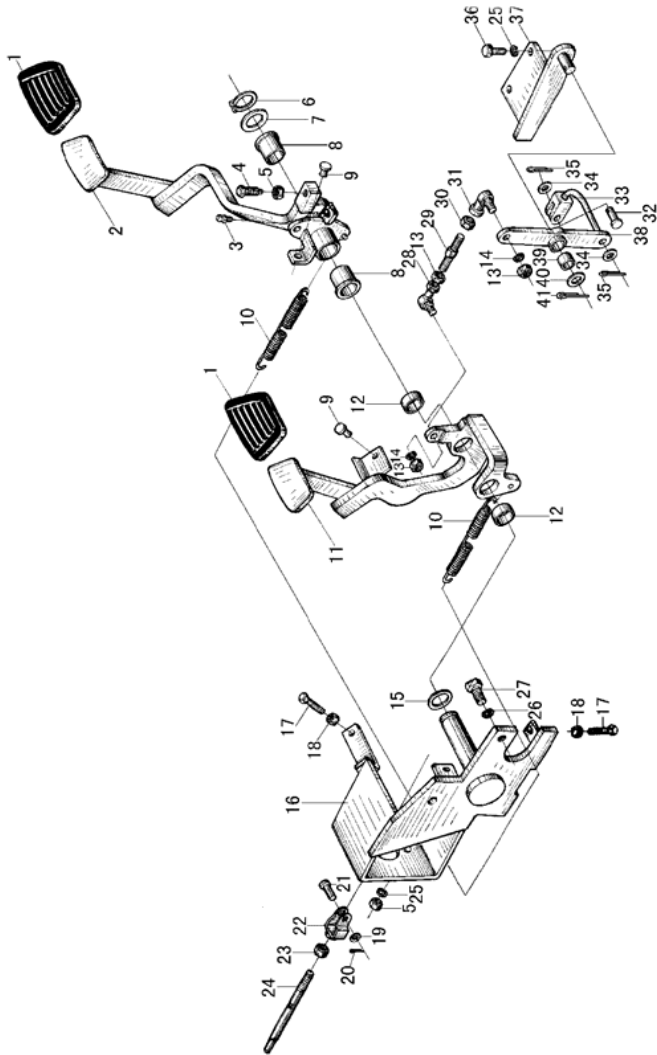
©UT20/35P XIN (A490BPG)



ITEM	PART NO.	DESCRIPTION	QTY	REMARKS OR SERIAL NO.
A1	66300985	INCHING PEDAL ASSY	1	2T INC. 1-42
A1	66300994	INCHING PEDAL ASSY	1	3T INC:1-42
1	66000500	PEDAL PAD	2	
2	66000381	BRAKE PEDAL	1	2T
2	66003687	BRAKE PEDAL	1	3T
3	66000092	GREASE FITTING M6	1	
4	66000496	BOLT	1	
5	66000147	NUT M10	3	
6	66000177	SNAP RING 28	1	
7	66000498	SHIM	1	
8	66000505	BUSHING	2	
9	66000501	BOLT	2	
10	66000497	SPRING	2	
11	66000378	INCHING PEDAL	1	
12	66000502	BUSHING	2	

FIG.1-2 BRAKE AND INCHING PEDAL ASSY

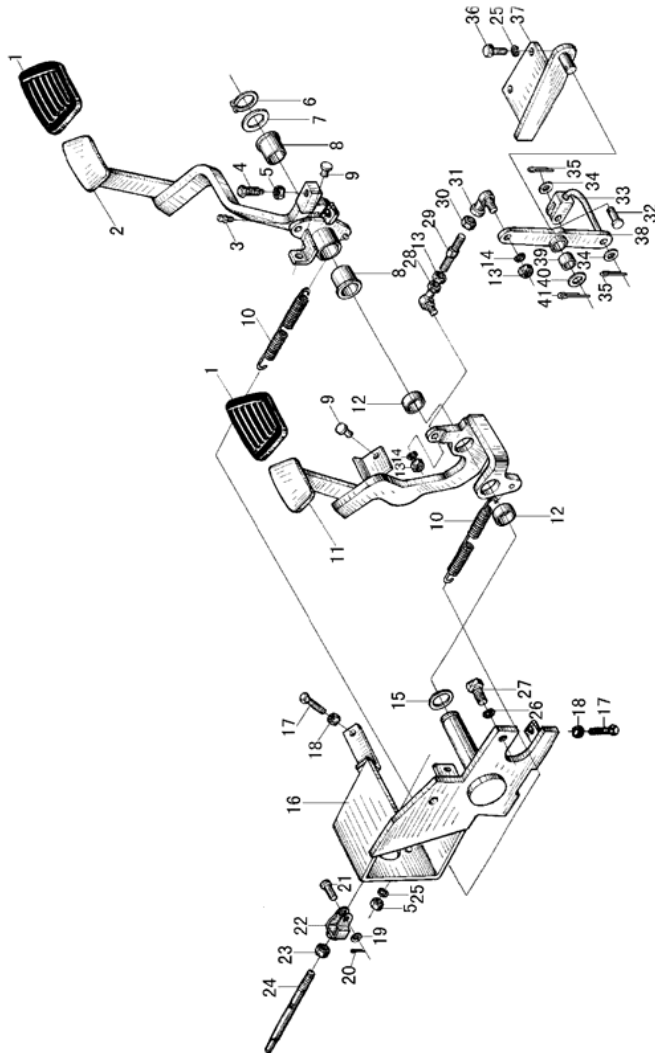
©UT20/35P XIN (A490BPG)



ITEM	PART NO.	DESCRIPTION	QTY	REMARKS OR SERIAL NO.
13	66000151	NUT M8	3	
14	66000065	WASHER 8	2	
15	66000495	WASHER	1	
16	66000499	BRACKET	1	
17	66000119	BOLT M8X30	2	
18	66000146	NUT M8	2	
A2	66011554	PUSH ROD ASSY	1	INC:19-24
19	66000081	WASHER 8	1	
20	66009798	COTTER PIN 1.6B	1	
21	66009696	PIN B8X24	1	
22	66000504	ROD END	1	
23	66000147	NUT M10	1	
24	66000503	PUSH ROD	1	
25	66000066	WASHER 10	4	
26	66000067	WASHER 12	2	

FIG.1-2 BRAKE AND INCHING PEDAL ASSY

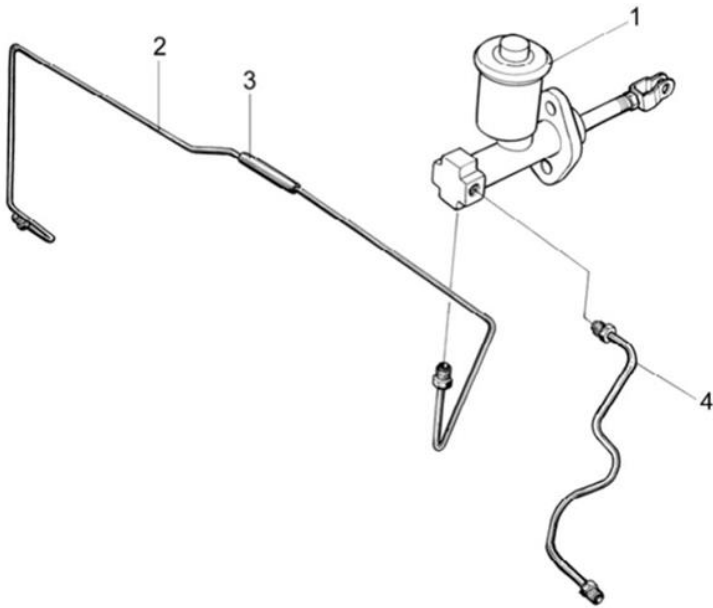
©UT20/35P XIN (A490BPG)



ITEM	PART NO.	DESCRIPTION	QTY	REMARKS OR SERIAL NO.
27	66000139	BOLT M12X1.25X25	2	
28	66009711	BALL JOINT	1	
29	66000365	LINK-ADJUSTING	1	2T
29	66300995	LINK-ADJUSTING	1	3T
30	66000152	NUT M8-LH	1	
31	66009712	BALL JOINT	1	
32	66009697	PIN B8X32	1	
33	66000384	ROD	1	
34	66000163	WASHER 8	2	
35	66009798	COTTER PIN 1.6B	2	
36	66000124	BOLT M10X25	2	
37	66000379	BRACKET	1	
38	66000380	ROCKER ARM	1	
39	66000377	BUSHING	1	
40	66000166	WASHER 16	1	

FIG.2 BRAKE PEDAL ASSY

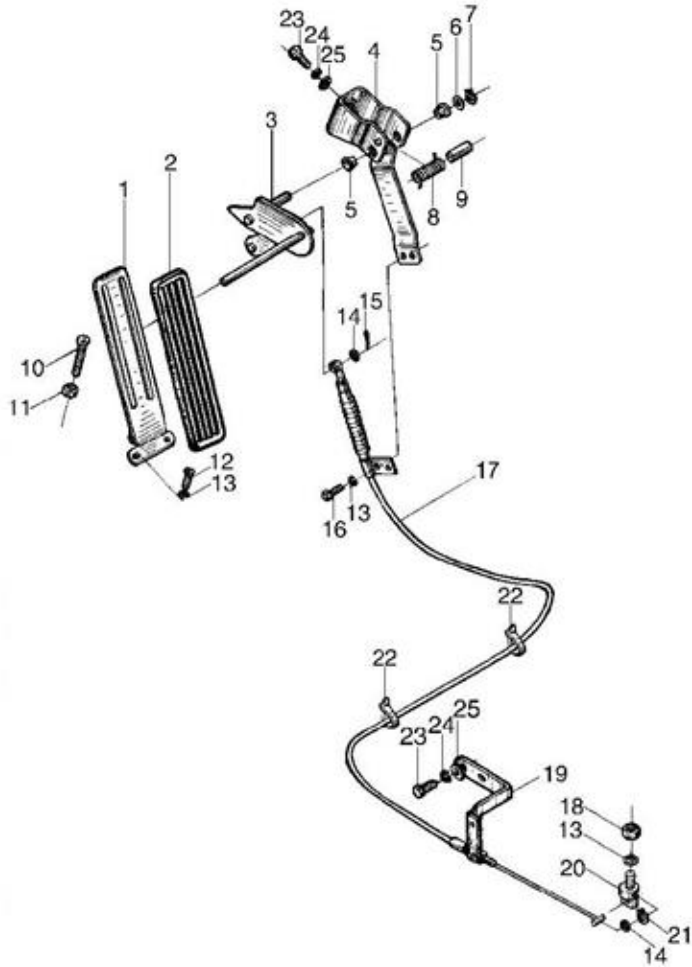
ALL MODELS OF TRUCK



ITEM	PART NO.	DESCRIPTION	QTY	REMARKS OR SERIAL NO.
1	66002632	MASTER CYLINDER	1	
A1	66011556	TUBE-BRAKE SET	1	INC:2-3
2	66000521	TUBE-BRAKE RH	1	
3	66000520	BUSHING	1	
4	66000519	TUBE-BRAKE LH	1	
K1	66011884	KIT-REPAIR (MASTER CYLINDER)	-	
K2	66003588	KIT-SEAL (MASTER CYLINDER)	-	

FIG.3 THROTTLE CONTROL ASSY
 ≤02-01-2014

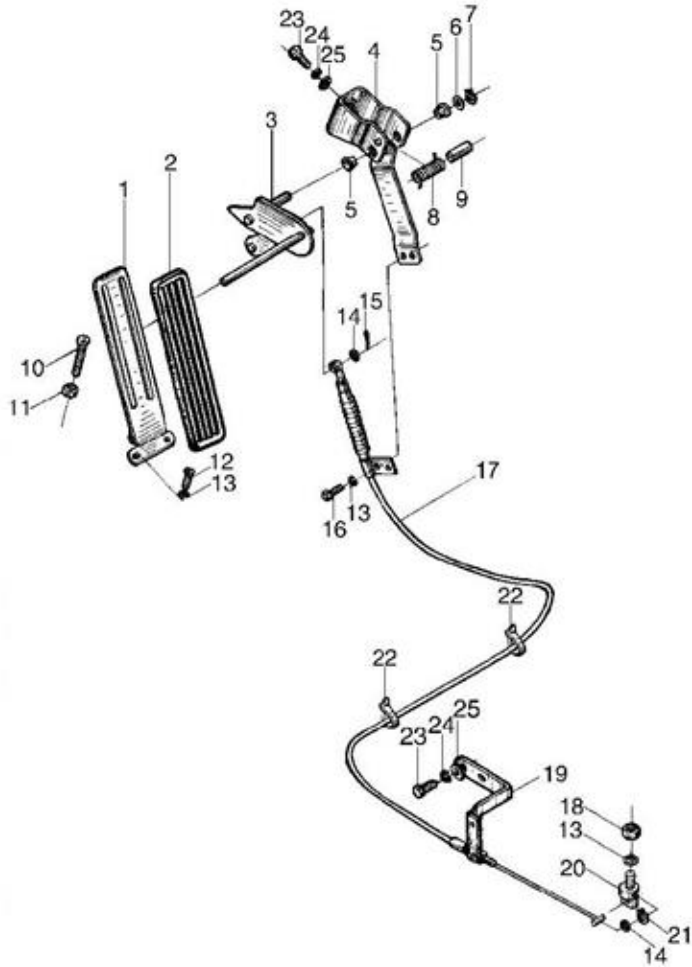
Ⓐ UT30/35P YAN (4TNV94) Ⓑ UT30/35P YAN (4TNE98) Ⓒ UT20/25P YAN (4TNE92)



ITEM	PART NO.	DESCRIPTION	QTY	REMARKS OR SERIAL NO.
1	66000515	PEDAL	1	
2	66000508	PAD-PEDAL	1	
3	66000514	CRANK	1	
4	66000513	BRACKET	1	
5	66000511	BUSHING	2	
6	66000512	WASHER	1	
7	66000174	SNAP RING 8	1	
8	66000509	SPRING-TENSION	1	
9	66000510	BUSHING	1	
10	66000507	SCREW	1	
11	66000146	NUT M8	1	
12	66000099	SCREW M6X16	2	
13	66000064	WASHER 6	5	
14	66001064	WASHER 6	2	
15	66011581	COTTER PIN 6	1	

FIG.3 THROTTLE CONTROL ASSY
 ≤02-01-2014

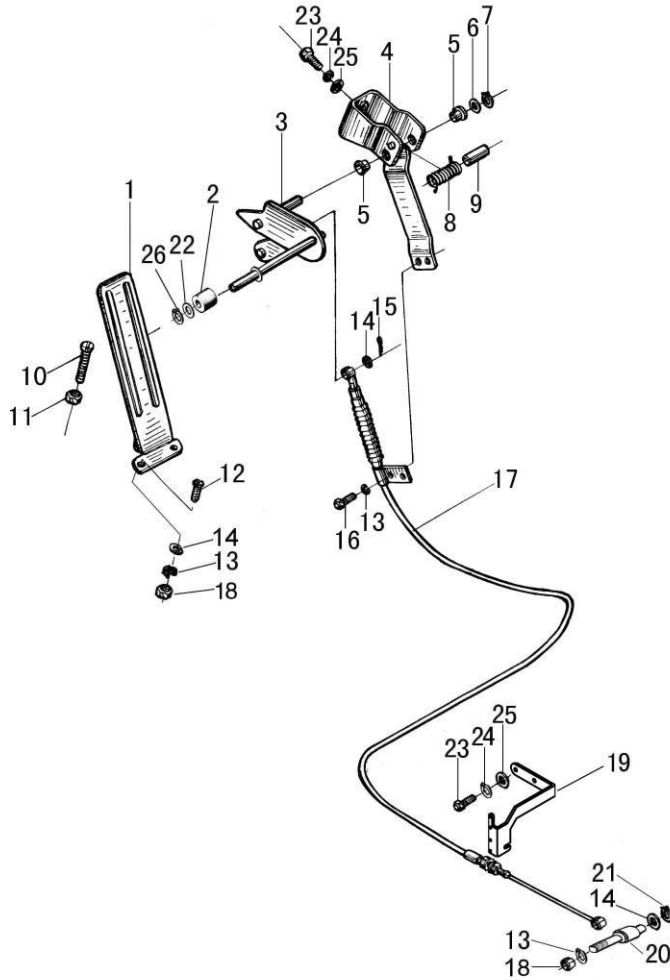
Ⓐ UT30/35P YAN (4TNV94) Ⓑ UT30/35P YAN (4TNE98) Ⓒ UT20/25P YAN (4TNE92)



ITEM	PART NO.	DESCRIPTION	QTY	REMARKS OR SERIAL NO.
16	66000109	BOLT M6X12	2	
17	66000813	CABLE ASSY	1	
18	66000145	NUT M6	1	
19	66011580	BRACKET	2	
20	66000041	PIN	1	
21	66000086	SNAP RING 4	1	
22	66000593	CLAMP	1	OPTIONAL: 66000938
23	66000938	BOLT M8X20	2	
24	66000065	WASHER 8	2	
25	66000163	WASHER 8	2	

FIG.3-1 THROTTLE CONTROL ASSY
 ≥02-01-2014

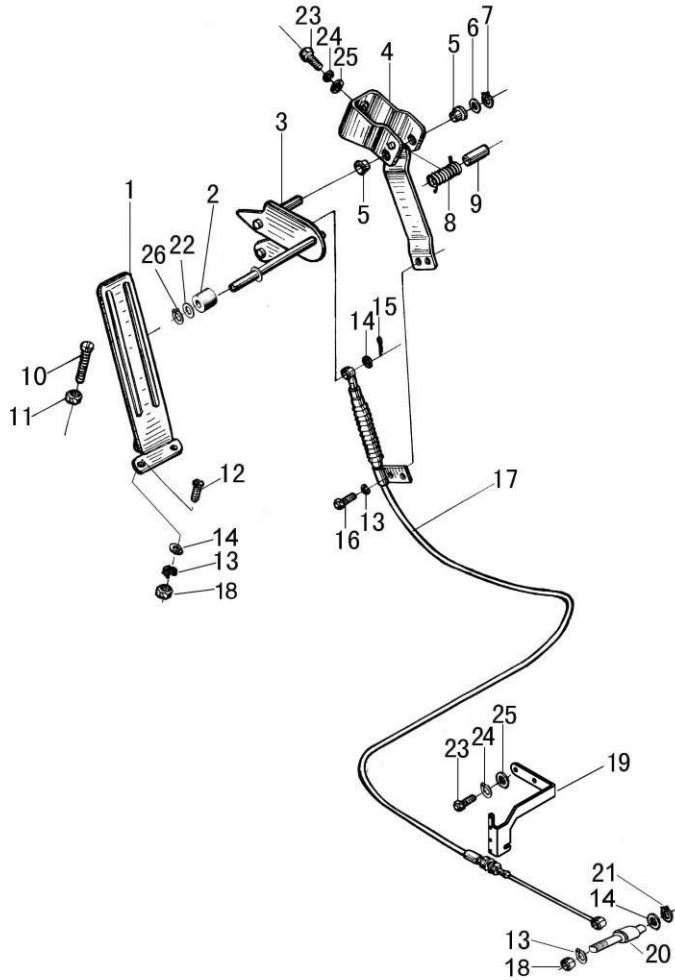
Ⓐ UT30/35P YAN (4TNV94) Ⓑ UT30/35P YAN (4TNE98) Ⓒ UT20/25P YAN (4TNE92)



ITEM	PART NO.	DESCRIPTION	QTY	REMARKS OR SERIAL NO.
1	66012734	PEDAL	1	
2	66300137	ROLLER	1	
3	66300150	CRANK	1	
4	66000513	BRACKET	1	
5	66000511	BUSHING	2	
6	66000512	WASHER	1	
7	66000174	SNAP RING 8	1	
8	66000509	SPRING-TENSION	1	
9	66000510	BUSHING	1	
10	66000507	SCREW	1	
11	66000146	NUT M8	1	
12	66003019	BOLT M6X20	3	
13	66000064	WASHER 6	6	
14	66001064	WASHER 6	5	
15	66011581	COTTER PIN 6	1	

FIG.3-1 THROTTLE CONTROL ASSY
 ≥02-01-2014

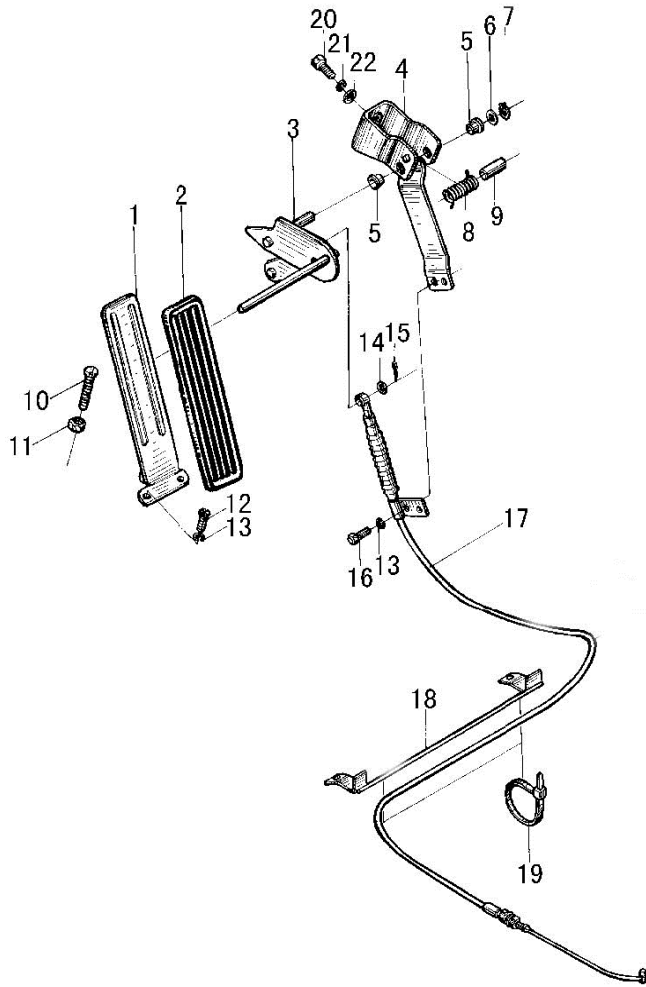
Ⓐ UT30/35P YAN (4TNV94) Ⓑ UT30/35P YAN (4TNE98) Ⓒ UT20/25P YAN (4TNE92)



ITEM	PART NO.	DESCRIPTION	QTY	REMARKS OR SERIAL NO.
16	66000109	BOLT M6X12	2	
17	66000813	CABLE ASSY	1	
18	66000145	NUT M6	1	
19	66011580	BRACKET	2	
20	66000041	PIN	1	
21	66000086	SNAP RING 4	1	
22	66012781	WASHER 10	1	
23	66000938	BOLT M8X20	2	
24	66000065	WASHER 8	2	
25	66000163	WASHER 8	2	
26	66012802	SNAP RING 10	2	

FIG.4 THROTTLE CONTROL ASSY
 ≤02-01-2014

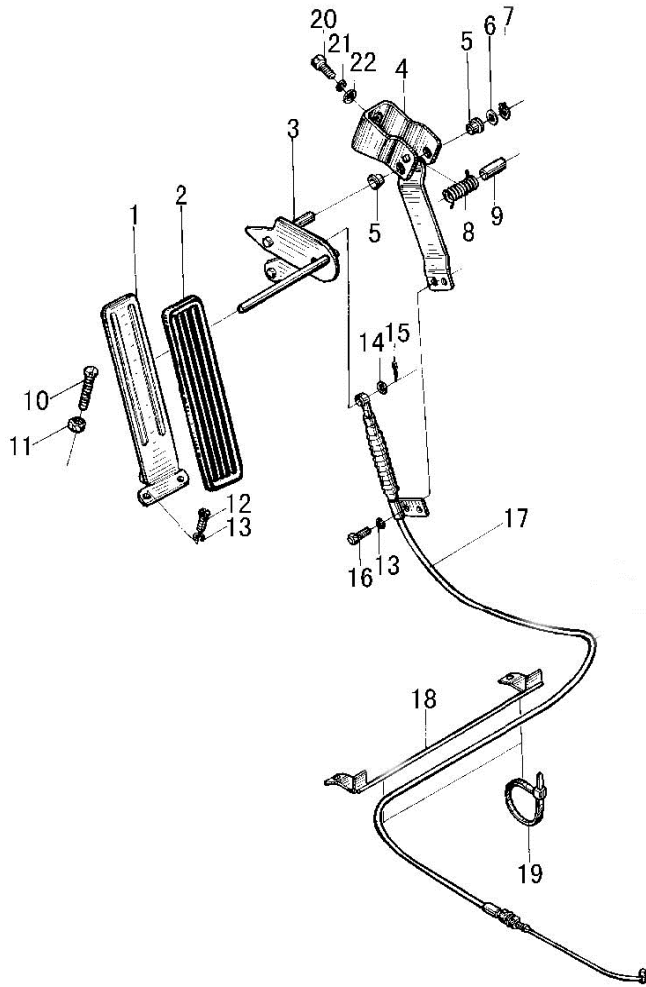
ALL MODELS EXCEPT (A) (B) (B1)



ITEM	PART NO.	DESCRIPTION	QTY	REMARKS OR SERIAL NO.
1	66000515	PEDAL	1	
2	66000508	PAD- PEDAL	1	
3	66000514	CRANK	1	
4	66000513	BRACKET	1	
5	66000511	BUSHING	2	
6	66000512	WASHER	1	
7	66000174	SNAP RING 8	1	
8	66000509	SPRING-TENSION	1	
9	66000510	BUSHING	1	
10	66000507	SCREW	1	
11	66000146	NUT M8	1	
12	66000099	SCREW M6X16	2	
13	66000064	WASHER 6	5	
14	66001064	WASHER 6	2	
15	66011581	COTTER PIN 6	1	

FIG.4 THROTTLE CONTROL ASSY
 ≤02-01-2014

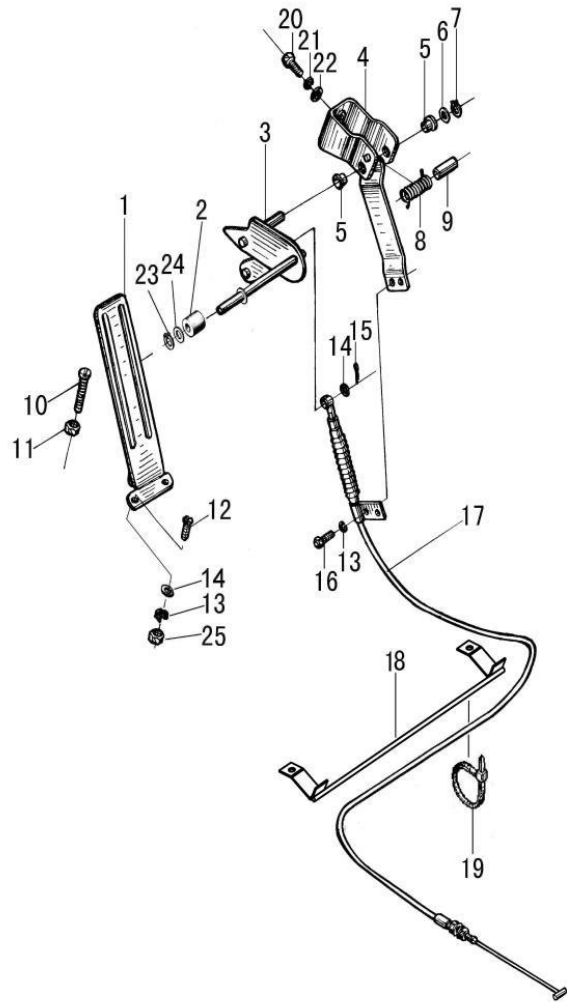
ALL MODELS EXCEPT (A) (B) (B1)



ITEM	PART NO.	DESCRIPTION	QTY	REMARKS OR SERIAL NO.
16	66000109	BOLT M6X12	2	
17	66000591	CABLE ASSY	1	
18	66000516	BRACKET	1	
19	66000593	CLAMP	2	
20	66000115	BOLT M8X16	2	
21	66000065	WASHER 8	2	
22	66000163	WASHER 8	2	

FIG.4-1 THROTTLE CONTROL ASSY
 ≥02-01-2014

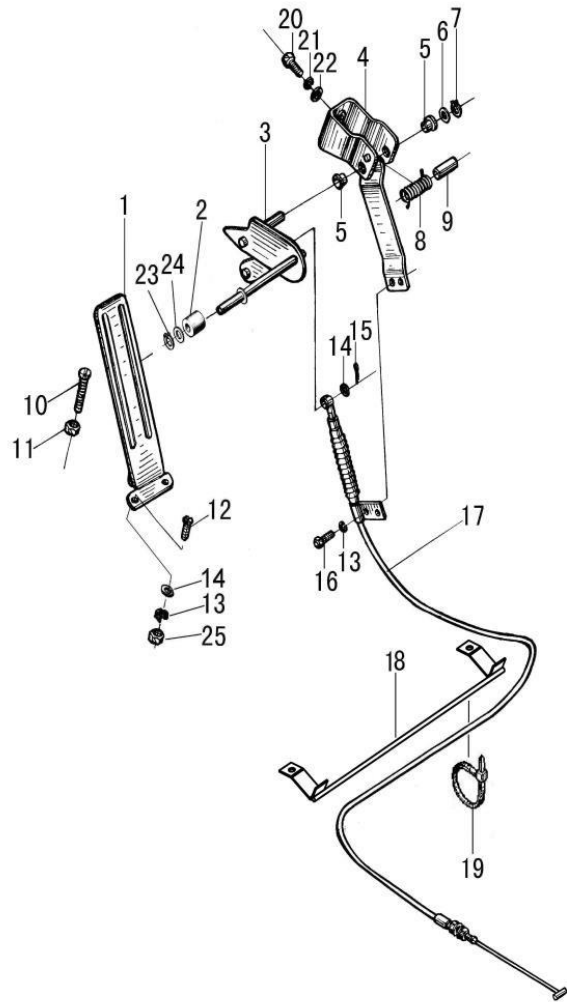
ALL MODELS EXCEPT (A) (B) (B1)



ITEM	PART NO.	DESCRIPTION	QTY	REMARKS OR SERIAL NO.
1	66012734	PEDAL ASSY	1	
2	66300137	ROLLER	1	
3	66300150	CRANK	1	
4	66000513	BRACKET	1	
5	66000511	BUSHING	2	
6	66000512	WASHER	1	
7	66000174	SNAP RING 8	1	
8	66000509	SPRING-TENSION	1	
9	66000510	BUSHING	1	
10	66000507	SCREW	1	
11	66000146	NUT M8	1	
12	66003019	BOLT M6X20	3	
13	66000064	WASHER 6	5	
14	66001064	WASHER 6	4	
15	66011581	COTTER PIN 6	1	

FIG.4-1 THROTTLE CONTROL ASSY
 ≥02-01-2014

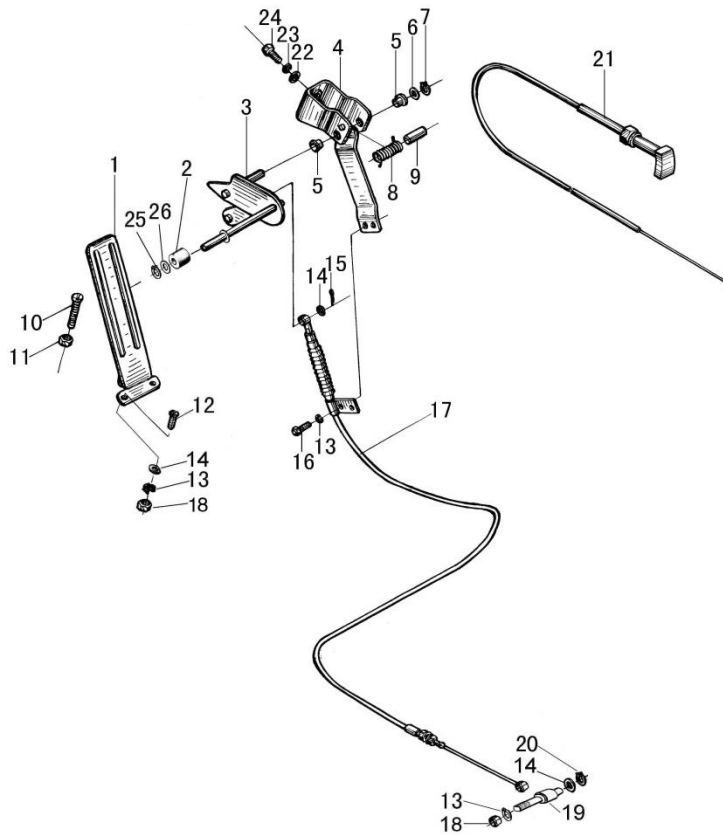
ALL MODELS EXCEPT (A) (B) (B1)



ITEM	PART NO.	DESCRIPTION	QTY	REMARKS OR SERIAL NO.
16	66000109	BOLT M6X12	2	
17	66000591	CABLE ASSY	1	
18	66000516	BRACKET	1	
19	66000593	CLAMP	2	
20	66000938	BOLT M8X20	2	
21	66000065	WASHER 8	2	
22	66000163	WASHER 8	2	
23	66012802	SNAP RING 10	1	
24	66012781	WASHER 10	1	
25	66000145	NUT M6	3	

FIG.5 THROTTLE CONTROL ASSY

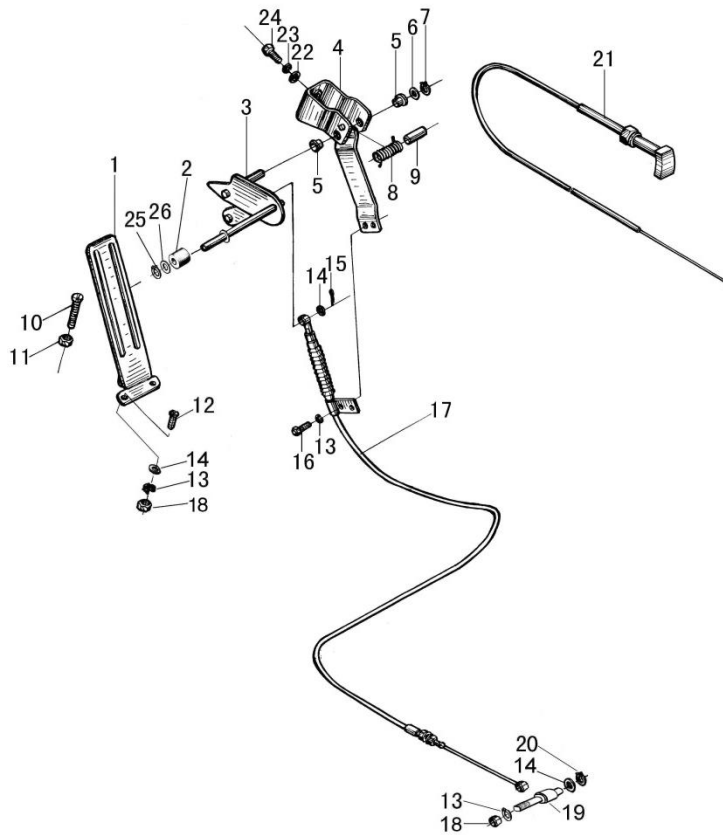
©UT20/35P XIN (A490BPG)



ITEM	PART NO.	DESCRIPTION	QTY	REMARKS OR SERIAL NO.
A	66301036	PEDAL ASSY	1	
1	66012734	PEDAL	1	
2	66300137	ROLLER	1	
3	66300150	CRANK	1	
4	66000513	BRACKET	1	
5	66000511	BUSHING	2	
6	66000512	WASHER	1	
7	66000174	SNAP RING 8	1	
8	66000509	SPRING-TENSION	1	
9	66000510	BUSHING	1	
10	66000507	SCREW	1	
11	66000146	NUT M8	1	
12	66003019	BOLT M6X20	3	
13	66000064	WASHER 6	5	
14	66001064	WASHER 6	2	

FIG.5 THROTTLE CONTROL ASSY
 ≥02-01-2014

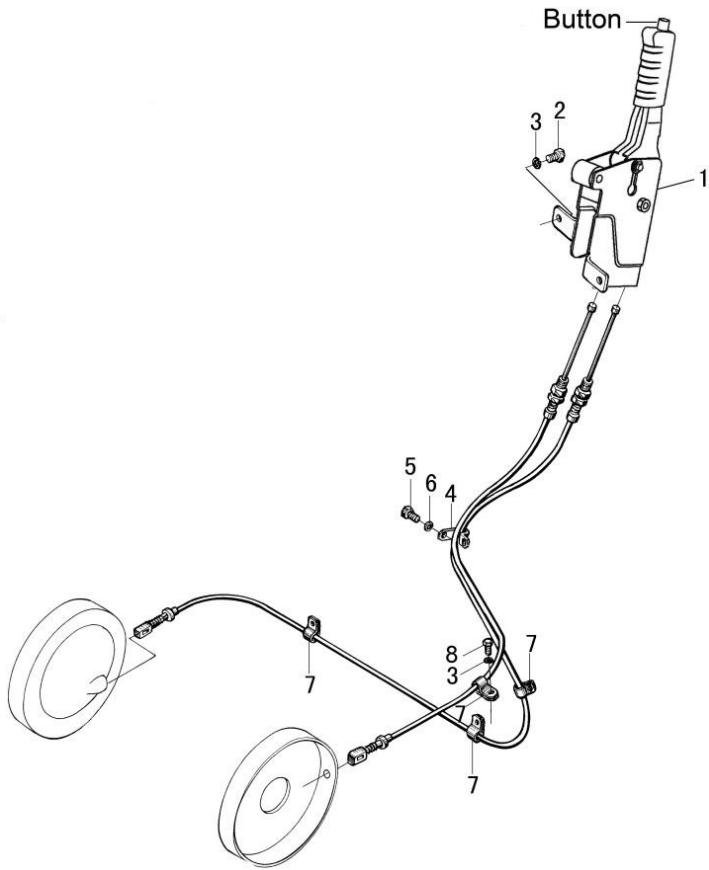
©UT20/35P XIN (A490BPG)



ITEM	PART NO.	DESCRIPTION	QTY	REMARKS OR SERIAL NO.
15	66011581	COTTER PIN 6	1	
16	66000109	BOLT M6X12	2	
17	66300990	CABLE ASSY	1	
18	66000145	NUT M6	4	
19	66006653	PIN	1	
20	66000087	SNAP RING 6	1	
21	66300991	CABLE ASSY	1	
22	66000163	WASHER 8	2	
23	66000065	WASHER 8	2	
24	66000938	BOLT M8X20	2	
25	66012802	SNAP RING 10	1	
26	66012781	WASHER 10	1	

FIG.6 HAND BRAKE CONTROL

ALL MODELS OF TRUCK



ITEM	PART NO.	DESCRIPTION	QTY	REMARKS OR SERIAL NO.
1	66000292	PARK BRAKE LEVER ASSY	1	
2	66000123	BOLT M10X20	2	
3	66000066	WASHER 10	6	
4	66000517	CLAMP	1	
5	66000115	BOLT M8X16	1	
6	66000065	WASHER 8	1	
7	66000518	CLAMP	4	
8	66000122	BOLT M10X16	4	

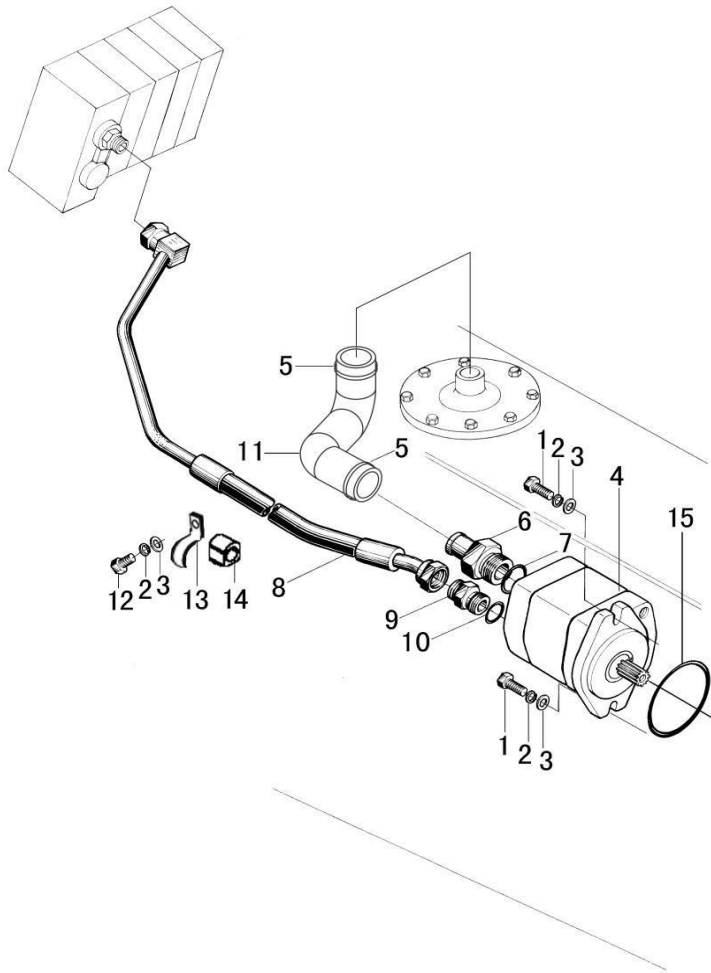
PART VI HYDRAULIC SYSTEM CONTENTS

- | | | |
|-------------------------------------|---|--------------------------------------|
| Ⓐ UT30/35P YANMAR 3.0L DSL (4TNV94) | Ⓑ UT30/35P YANMAR 3.3L DSL (4TNE98) | Ⓑ1 UT20/25P YANMAR 2.6L DSL (4TNE92) |
| Ⓒ UT20/35P MAZDA 2.2L LPG | Ⓒ1 UT20/35P MAZDA 2.2L DUAL | Ⓔ UT20/35P NISSAN 2.5L LPG (K25) |
| Ⓕ UT20/35P NISSAN 2.5L DUAL (K25) | Ⓖ UT20/35P XINCHAI 2.7L DSL (A490BPG-3) | Ⓘ UT20/35P PSI 2.4L LPG W/O HTR |
| Ⓜ UT20/35P PSI 2.4L LPG W/HTR | Ⓝ UT20/35P PSI 2.4L DUAL W/O HTR | Ⓝ1 UT20/35P PSI 2.4L DUAL W/HTR |

ITEM	DESCRIPTION	SERIAL NO.	PAGE
FIG.1	HYDRAULIC HOSE ASSY	Ⓐ Ⓑ Ⓑ1	6-1
FIG.2	HYDRAULIC HOSE ASSY	Ⓒ Ⓒ1 Ⓡ Ⓜ Ⓝ Ⓝ1	6-3
FIG.3	HYDRAULIC HOSE ASSY	Ⓔ Ⓕ	6-5
FIG.4	HYDRAULIC HOSE ASSY	Ⓖ	6-7
FIG.5	HYDRAULIC TANK ACCESSORY ≤12-23-2012	ALL MODELS OF TRUCK	6-9
FIG.5-1	HYDRAULIC TANK ACCESSORY ≥12-24-2012	ALL MODELS OF TRUCK	6-11
FIG.6	MULTI-WAY LEVER CONTROLS	ALL MODELS OF TRUCK	6-12
FIG.7	MULTI-WAY VALVE ASSY (STANDARD)	ALL MODELS OF TRUCK	6-14
FIG.7-1	MULTI-WAY VALVE ASSY (OPERATOR PRESENCE)	ALL MODELS OF TRUCK	6-16
FIG.8	TILT HOSES	ALL MODELS OF TRUCK	6-18
FIG.9	STEERING HOSES	Ⓐ Ⓑ Ⓑ1 Ⓔ Ⓕ Ⓖ	6-20
FIG.9-1	STEERING HOSES	Ⓒ Ⓒ1 Ⓡ Ⓜ Ⓝ Ⓝ1	6-22
FIG.10	STRAINER ASSY	ALL MODELS OF TRUCK	6-24

FIG.1 HYDRAULIC HOSE ASSY

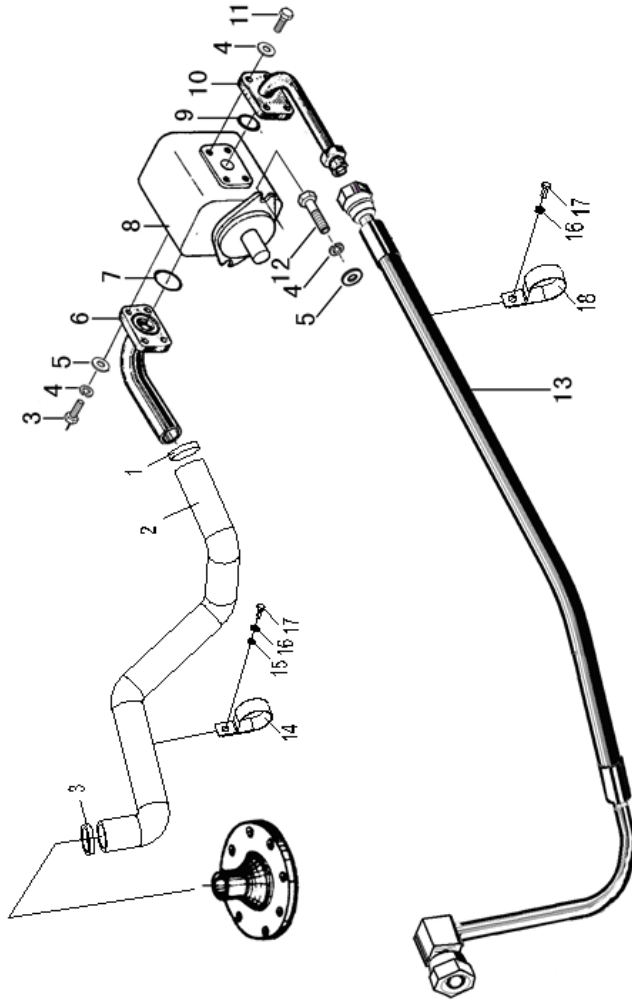
Ⓐ UT30/35P YAN (4TNV94) Ⓑ UT30/35P YAN (4TNE98) Ⓒ UT20/25P YAN (4TNE92)



ITEM	PART NO.	DESCRIPTION	QTY	REMARKS OR SERIAL NO.
1	66000125	BOLT M10X30	2	
2	66000066	WASHER 10	3	
3	66000164	WASHER 10	3	
4	66000798	GEAR PUMP	1	Ⓑ
4	66000364	GEAR PUMP	1	Ⓐ Ⓑ
5	66009104	CLAMP 44	2	
6	66000296	FITTING	1	
7	66000190	O-RING P29	1	
8	66000349	HOSE AND TUBE ASSY	1	
9	66000536	FITTING	1	
10	66000094	O-RING 24X2.4	1	
11	66002656	HOSE-SUCTION	1	Ⓐ Ⓑ ≥02-23-2012
11	66002658	HOSE-SUCTION	1	Ⓑ ≤02-23-2012
11	66000293	HOSE-SUCTION		Ⓑ
12	66000123	BOLT M10X20	1	

FIG.2 HYDRAULIC HOSE ASSY

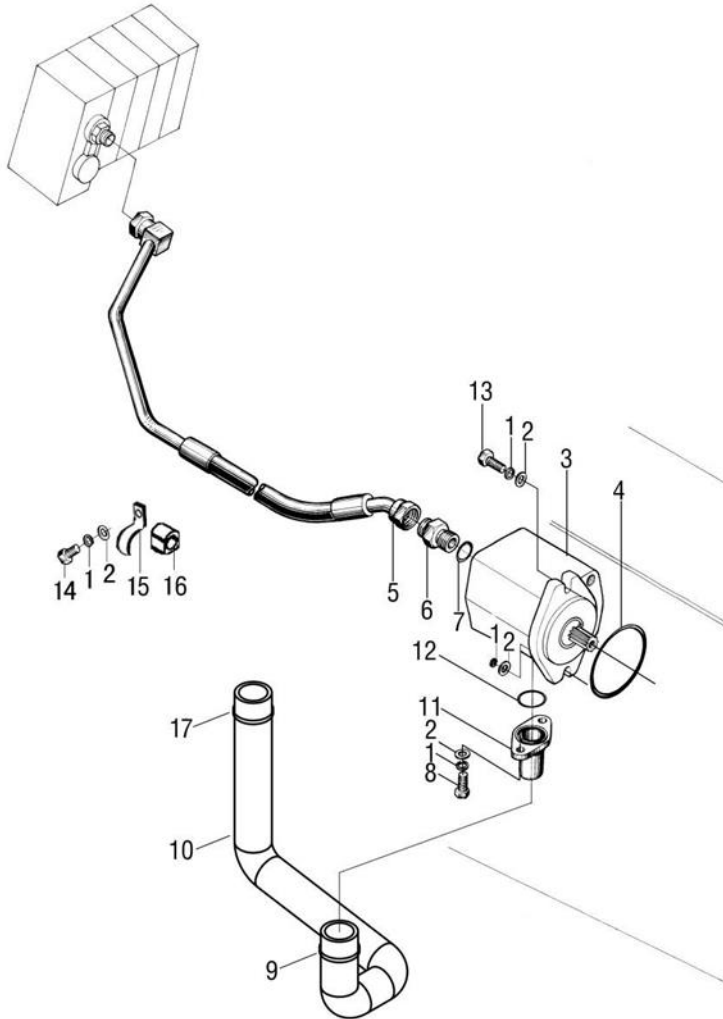
© UT20/35P MAZ LPG ©1 UT20/35P MAZ DF
 ① UT20/35P PSI LPG ①① UT20/35P PSI LPG HTR
 ② UT20/35P PSI DF ②① UT20/35P PSI DF HTR



ITEM	PART NO.	DESCRIPTION	QTY	REMARKS OR SERIAL NO.
1	66009104	CLAMP 44	2	
2	66011538	HOSE-SUCTION	1	2T
2	66011636	HOSE-SUCTION	1	3T
3	66000135	BOLT M10X1.25X25	4	
4	66000066	WASHER 10	10	
5	66000164	WASHER 10	6	
6	66009677	FLANGE	1	
7	66000187	O-RING G30	1	
8	66009678	GEAR PUMP	1	
9	66000095	O-RING 35X3.1	1	
10	66009676	FLANGE	1	© ©1
10	66300862	FLANGE	1	① ①① ② ②①
11	66000137	BOLT M10X1.25X35	4	
12	66000125	BOLT M10X30	2	
13	66002707	HOSE ASSY	1	

FIG.3 HYDRAULIC HOSE ASSY

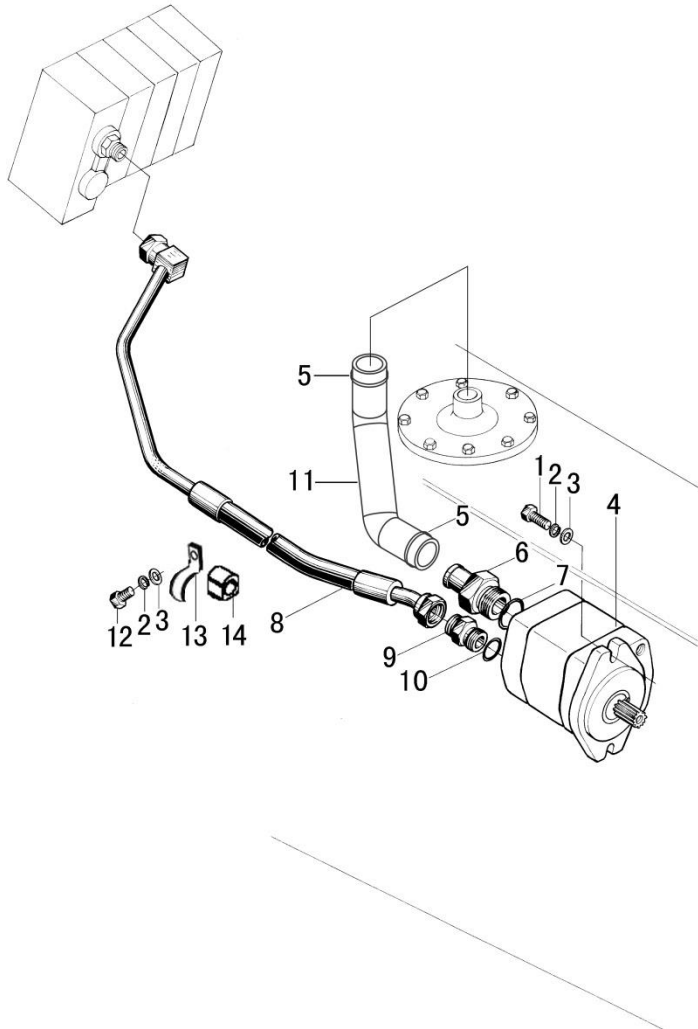
Ⓔ UT20/35P NIS LPG (K25) Ⓕ UT20/35P NIS DF (K25)



ITEM	PART NO.	DESCRIPTION	QTY	REMARKS OR SERIAL NO.
1	66000066	WASHER 10	5	
2	66000164	WASHER 10	5	
3	66002700	GEAR PUMP	1	
4	66000002	O-RING AS568-236	1	
5	66000310	HOSE ASSY	1	2T
5	66002693	HOSE ASSY	1	3T
6	66000523	FITTING	1	NSS
7	66000189	O-RING P18	1	
8	66000124	BOLT M10X25	2	
9	66000600	CLAMP 38	1	
10	66000309	SUCTION HOSE	1	
11	66000522	FLANGE	1	
12	66000187	O-RING G30	1	
13	66000935	BOLT M10x50	1	
14	66000123	BOLT M10x20	2	

FIG.4 HYDRAULIC HOSE ASSY

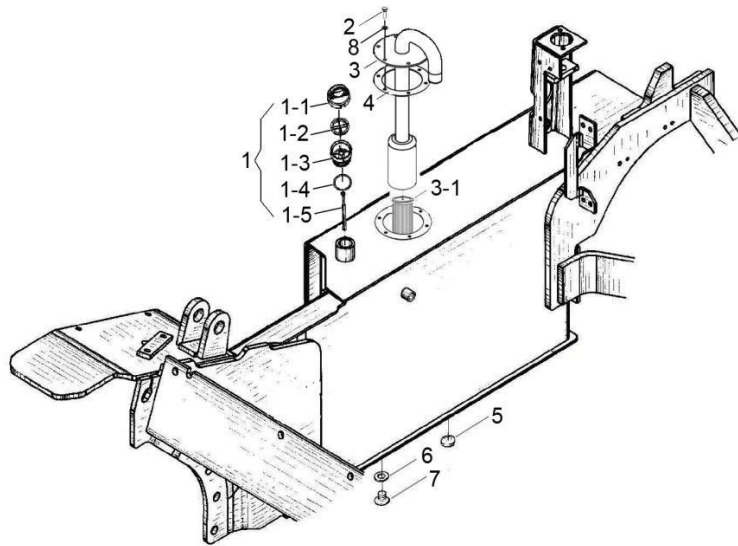
©UT20/35P XIN (A490BPG)



ITEM	PART NO.	DESCRIPTION	QTY	REMARKS OR SERIAL NO.
1	66000125	BOLT M10X30	2	
2	66000066	WASHER 10	3	
3	66000164	WASHER 10	3	
4	66301037	GEAR PUMP	1	
5	66009104	CLAMP 44	2	
A1	66301041	FITTING ASSY	1	INC.6 & 7
6	NO PART NO.	FITTING	1	NSS
7	66000190	O-RING P29	1	
8	66000349	HOSE AND TUBE ASSY	1	2T
8	66301038	HOSE AND TUBE ASSY	1	3T
A2	66009681	FITTING ASSY		INC.9 & 10
9	NO PART NO.	FITTING	1	NSS
10	66000189	O-RING 24X2.4	1	
11	66301039	HOSE-SUCTION	1	2T
11	66301040	HOSE-SUCTION	1	3T

FIG.5 HYDRAULIC TANK ACCESSORY
 ≤12-23-2012

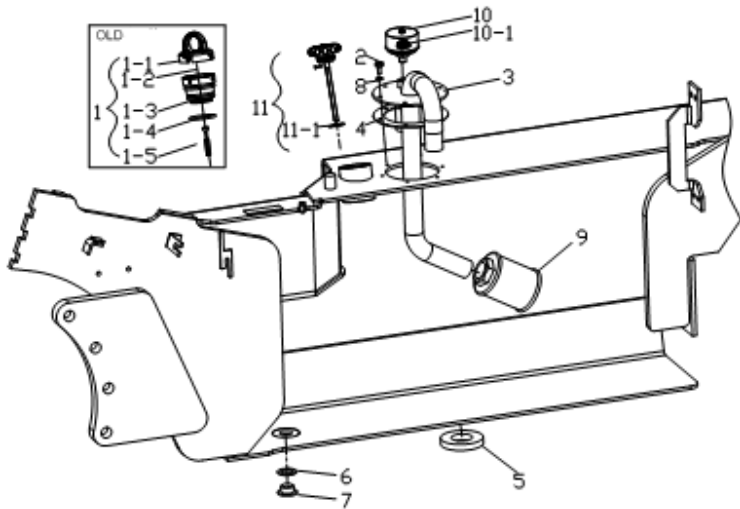
ALL MODELS OF TRUCK



ITEM	PART NO.	DESCRIPTION	QTY	REMARKS OR SERIAL NO.
1	66000300	DIPSTICK ASSY	1	INC:1-1 THRU 1-5 ≤02-09-2012
1	66009034	DIPSTICK ASSY	1	INC:1-1 THRU 1-5 ≥02-10-2012
1-1	NO PART NO.	CAP	1	NSS
1-2	NO PART NO.	BREATHER FILTER	1	NSS
1-3	NO PART NO.	CAP BASE	1	NSS
1-4	66000179	O-RING 46.2X3.55	1	
1-5	NO PART NO.	FUEL DIPSTICK	1	NSS
2	66000181	BOLT M8X25	4	≤05-02-2012
2	66000110	BOLT M6X16	4	≥05-03-2012
3	66000301	COVER PLATE ASSY	1	INC:3-1
3-1	66000871	FILTER ELEMENT	1	
4	66000610	GASKET	1	
5	66000458	MAGNET	1	
6	66000267	WASHER 24	1	
7	66000460	PLUG	1	

FIG.5-1 HYDRAULIC TANK ACCESSORY
 ≥12-24-2012

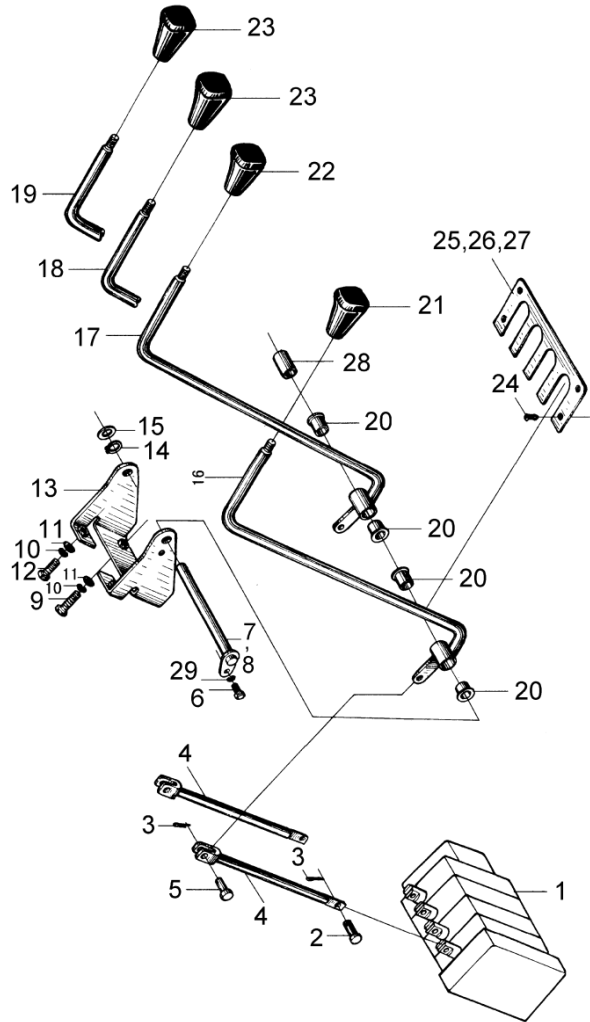
ALL MODELS OF TRUCK



ITEM	PART NO.	DESCRIPTION	QTY	REMARKS OR SERIAL NO.
1	66010773	CAP ASSY	1	INC:1-1 THRU 1-5 ≥12-24-2012<02-01-2013
1-1	NO PART NO.	CAP	1	NSS
1-2	NO PART NO.	PLUG	1	≥12-24-2012
1-3	NO PART NO.	CAP BODY	1	NSS
1-4	66000179	O-RING 46.2X3.55	1	
1-5	NO PART NO.	DIPSTICK	1	NSS
2	66000110	BOLT M6X16	6	≥05-03-2012
3	66010770	COVER PLATE	1	≥12-24-2012
4	66000610	GASKET	1	
5	66000458	MAGNET	1	
6	66000267	WASHER 24	1	
7	66000460	PLUG	1	
8	66000263	WASHER 6	6	≥05-03-2012
9	66010769	HYDRAULIC FILTER	1	≥12-24-2012
10	66010771	BREATHER CAP	1	≥12-24-2012

FIG.6 MULTI-WAY LEVER CONTROLS

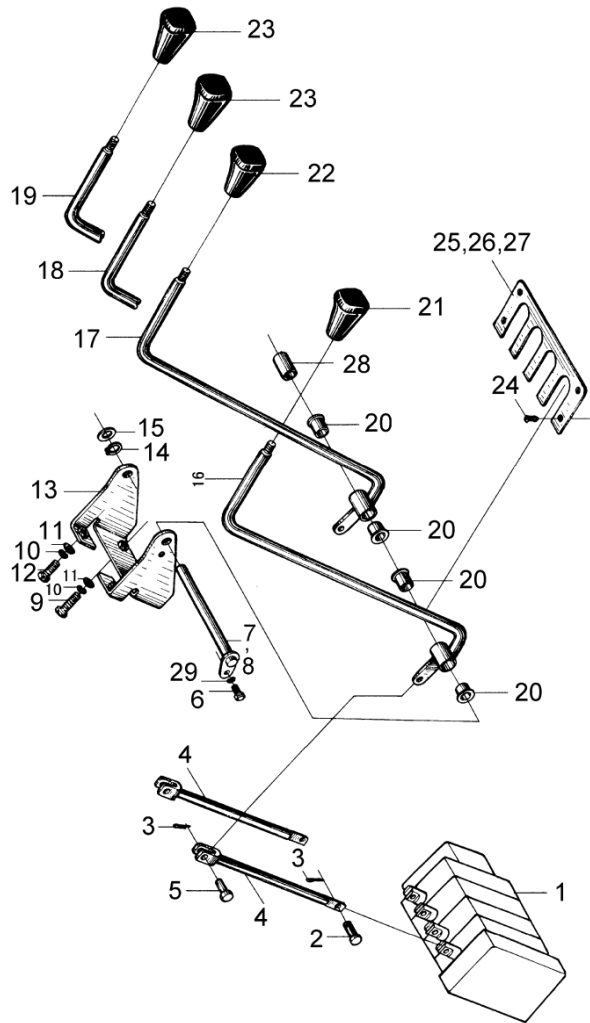
ALL MODELS OF TRUCK



ITEM	PART NO.	DESCRIPTION	QTY	REMARKS OR SERIAL NO.
1	SEE FIG.7 & FIG.7-1	MULTI-WAY VALVE ASSY		NSS
2	66000530	PIN	2	3-SPOOL VALVE /QTY 3 4-SPOOL VALVE /QTY 4
3	66000054	COTTER PIN 2X16	4	3-SPOOL VALVE/QTY 6 4-SPOOL VALVE /QTY 8
4	66000547	LINK	2	3-SPOOL VALVE/QTY 3 4-SPOOL VALVE /QTY 4
5	66000083	PIN B6X22	2	3-SPOOL VALVE /QTY 3 4-SPOOL VALVE /QTY 4
6	66000109	BOLT M6X12	1	
7	66000548	PIN SHAFT	1	FOR 2 OR 3-SPOOL VALVE
8	66000549	PIN SHAFT	1	FOR 4-SPOOL VALVE
9	66000119	BOLT M8X30	2	
10	66000065	WASHER 8	4	
11	66000163	WASHER 8	2	
12	66000938	BOLT M8X20	1	
13	66000542	BRACKET	1	
14	66000175	SNAP RING 12	1	FOR 4-SPOOL VALVE
15	66002794	WASHER		FOR 4-SPOOL VALVE

FIG.6 MULTI-WAY LEVER CONTROLS

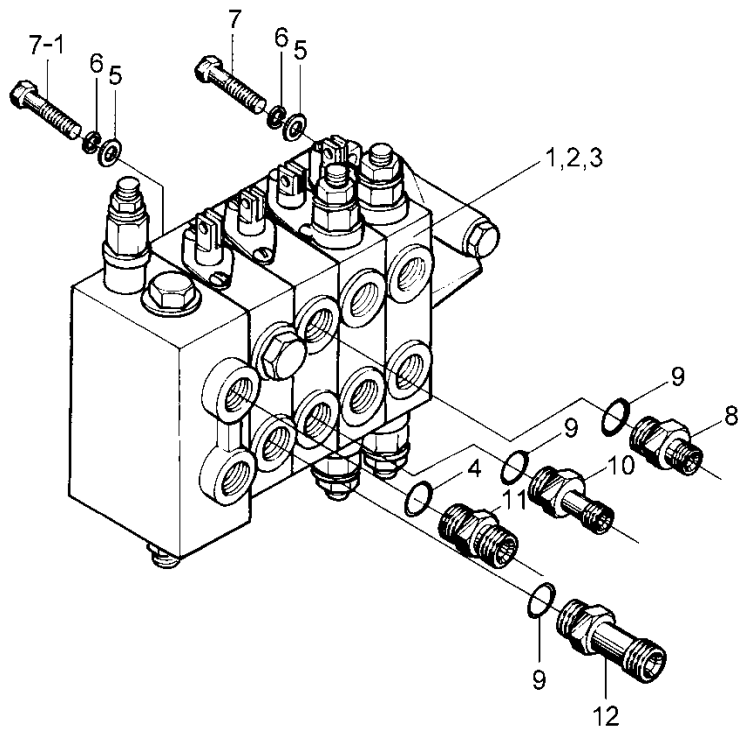
ALL MODELS OF TRUCK



ITEM	PART NO.	DESCRIPTION	QTY	REMARKS OR SERIAL NO.
16	66000543	LEVER	1	
17	66000544	LEVER	1	
18	66000545	LEVER	1	FOR 3-SPOOL VALVE
19	66000546	LEVER	1	FOR 4-SPOOL VALVE
20	66000540	BUSHING	4	3-SPOOL VALVE /QTY 6 4-SPOOL VALVE /QTY 8
21	66000524	KNOB- LIFTING	1	
22	66000525	KNOB- TILTING	1	
23	66000526	KNOB-ATTACHMENT	1	3-SPOOL VALVE /QTY 1 4-SPOOL VALVE /QTY 2
24	66000531	FASTENER	4	
25	66000527	COVER PLATE	1	FOR 2-SPOOL VALVE
26	66000528	COVER PLATE	1	FOR 3-SPOOL VALVE
27	66000529	COVER PLATE	1	FOR 4-SPOOL VALVE
28	66000541	COLLAR	1	FOR 2-SPOOL VALVE
29	66000064	WASHER 6	1	

FIG.7 MULTI-WAY VALVE ASSY
(STANDARD NON-OPS)

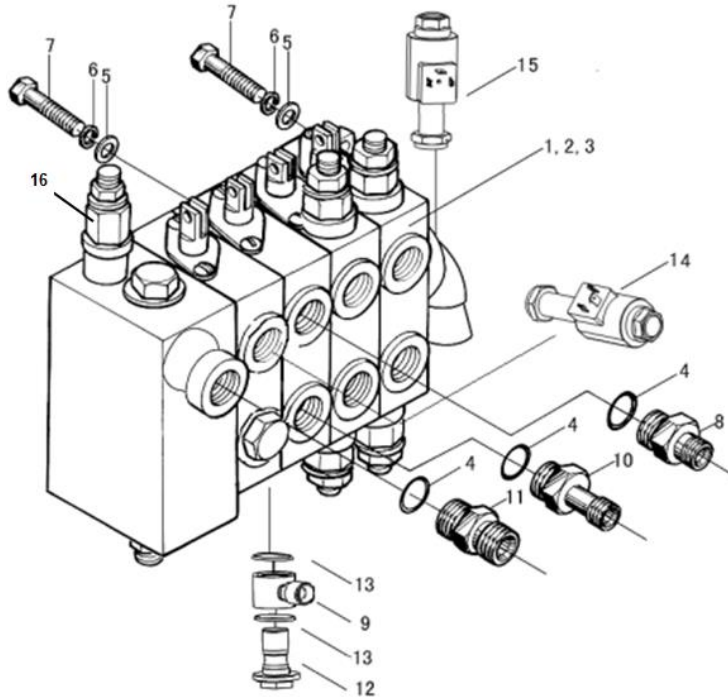
ALL MODELS OF TRUCK



ITEM	PART NO.	DESCRIPTION	QTY	REMARKS OR SERIAL NO.
1	66000533	VALVE-TWO SPOOL	1	STANDARD
2	66000534	VALVE-THREE SPOOL	1	STANDARD
3	66000535	VALVE-FOUR SPOOL	1	STANDARD
4	66000094	O-RING 24X2.4	1	
5	66000164	WASHER 10	3	
6	66000066	WASHER 10	3	
7	66000135	BOLT M10X1.25X25	1	
7-1	66000136	BOLT M10X1.25X30	2	
8	NO PART NO	FITTING	1	STANDARD
9	66000093	O-RING 22X2.4	3	
10	NO PART NO	FITTING	1	STANDARD
11	NO PART NO	FITTING	1	STANDARD
12	NO PART NO	FITTING	1	STANDARD
A1	66006014	FITTING	1	INC:8 & 9
A2	66011559	FITTING	1	INC:9 & 10

FIG.7-1 MULTI-WAY VALVE ASSY
(OPERATOR PRESENCE)

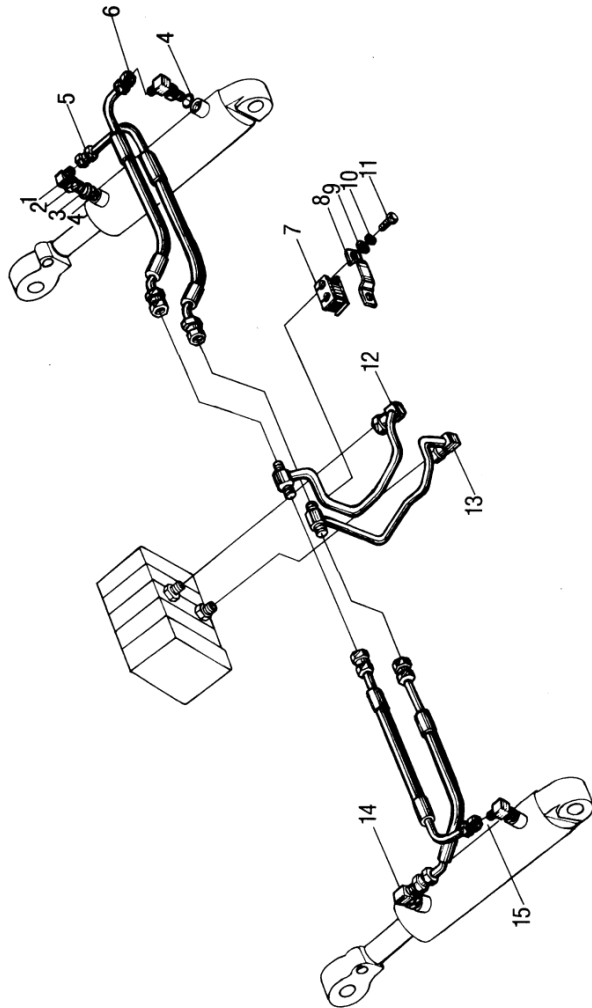
ALL MODELS OF TRUCK



ITEM	PART NO.	DESCRIPTION	QTY	REMARKS OR SERIAL NO.
1	66009089	VALVE-TWO SPOOL	1	OPERATOR PRESENCE
2	66009090	VALVE-THREE SPOOL	1	OPERATOR PRESENCE
3	66009091	VALVE-FOUR SPOOL	1	OPERATOR PRESENCE
4	66000094	O-RING 24X2.4	3	
5	66000164	WASHER 10	3	
6	66000066	WASHER 10	3	
7	66000136	BOLT M10X1.25X30	3	
A-1	66006014	FITTING	1	INC:4 & 8
A-2	66009093	FITTING	1	INC:4 & 10
A-3	66009092	FITTING	1	INC:4 & 11
8	NO PART NO.	FITTING	1	NSS OPERATOR PRESENCE
9	66009121	FITTING	1	OPERATOR PRESENCE
10	NO PART NO.	FITTING	1	NSS OPERATOR PRESENCE
11	NO PART NO.	FITTING	1	NSS OPERATOR PRESENCE
12	66009120	PLUG-RELIEF VALVE	1	

FIG.8 TILT HOSES

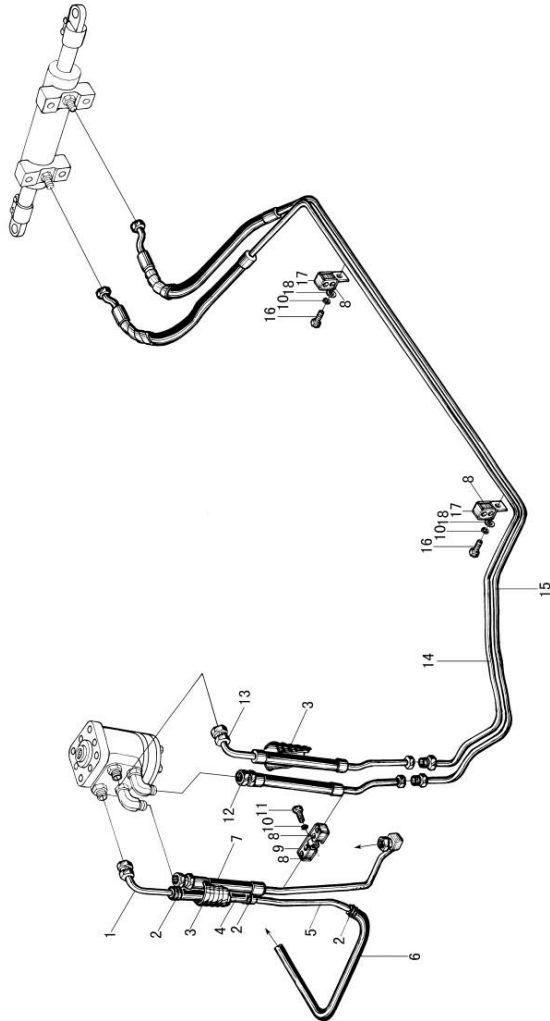
ALL MODELS OF TRUCK



ITEM	PART NO.	DESCRIPTION	QTY	REMARKS OR SERIAL NO.
1	66000558	FITTING	4	INC:2 & 3
2	NO PART NO.	LOCK NUT	4	NSS
3	NO PART NO.	SNAP RING	4	NSS
4	66000188	O-RING P11	4	
5	66000554	HOSE AND TUBE ASSY	1	
6	66000555	HOSE AND TUBE ASSY	1	
7	66000551	JUNCTION BLOCK	1	
8	66000550	CLAMP	1	
9	66000163	WASHER 8	2	
10	66000065	WASHER 8	2	
11	66000115	BOLT M8X16	2	
12	66000553	TUBE ASSY	1	STD NON-OPS
12	66009144	TUBE ASSY	1	OPERATOR PRESENCE
13	66000552	TUBE ASSY	1	STD NON-OPS
13	66009094	TUBE ASSY	1	OPERATOR PRESENCE

FIG.9 STEERING HOSES

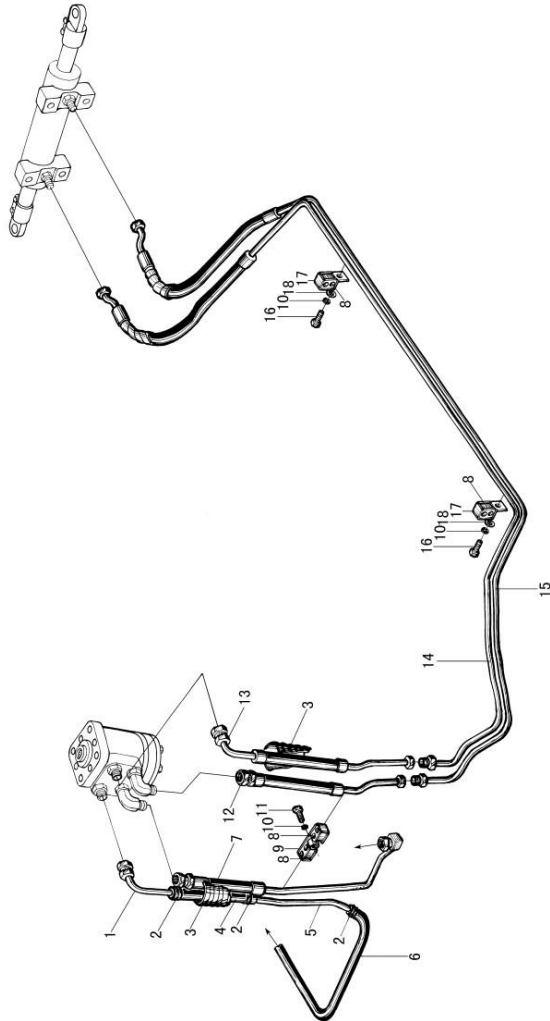
(A) UT30/35P YAN (4TNV94) (B) UT30/35P YAN (4TNE98) (B1) UT20/25P YAN (4TNE92)
 (E) UT20/35P NIS LPG (K25) (F) UT20/35P NIS DF (K25) (G) UT20/35P XIN (A490BPG)



ITEM	PART NO.	DESCRIPTION	QTY	REMARKS OR SERIAL NO.
1	66000569	FITTING	1	
2	66000598	CLAMP 18	4	
3	66000561	SLEEVE 17X1	2	
4	66000562	HOSE-LOWER PRESSURE	1	
5	66000563	TUBE	1	
6	66009683	HOSE-LOWER PRESSURE	1	
7	66000568	HOSE AND TUBE ASSY	1	
8	66000551	JUNCTION BLOCK	4	
9	66000567	PLATE	1	
10	66000065	WASHER 8	3	
11	66000103	BOLT M8X30	1	
12	66000566	HOSE AND TUBE ASSY	1	
13	66000565	HOSE AND TUBE ASSY	1	
14	66000350	HOSE AND TUBE ASSY	1	2T
14	66002664	HOSE AND TUBE ASSY	1	3T

FIG.9-1 STEERING HOSES

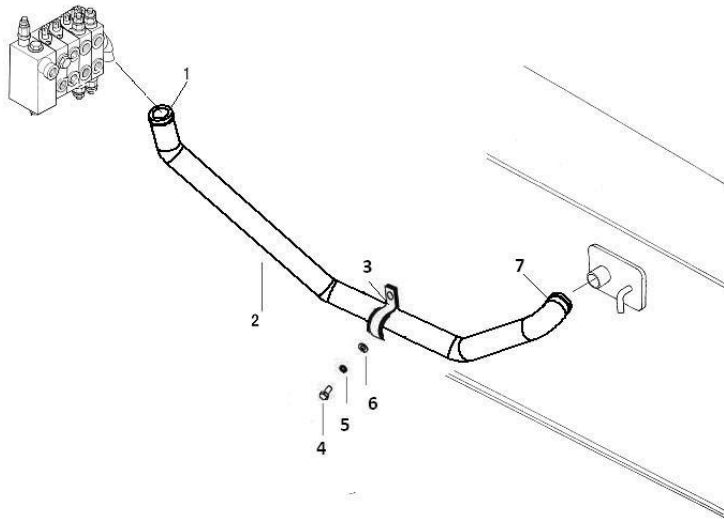
© UT20/35P MAZ LPG © UT20/35P MAZ DF
 ① UT20/35P PSI LPG ⑩ UT20/35P PSI LPG HTR
 ② UT20/35P PSI DF ⑪ UT20/35P PSI DF HTR



ITEM	PART NO.	DESCRIPTION	QTY	REMARKS OR SERIAL NO.
1	66000569	FITTING	1	
2	66000598	CLAMP 18	4	
3	66000561	SLEEVE 17X1	2	
4	66000562	HOSE-LOWER PRESSURE	1	
5	66000563	TUBE	1	
6	66009683	HOSE-LOWER PRESSURE	1	
7	66000568	HOSE AND TUBE ASSY	1	
8	66000551	JUNCTION BLOCK	4	
9	66000567	PLATE	1	
10	66000065	WASHER 8	3	
11	66000103	BOLT M8X30	1	
12	66000566	HOSE AND TUBE ASSY	1	
13	66000565	HOSE AND TUBE ASSY	1	
14	66002631	HOSE AND TUBE ASSY	1	2T
14	66011576	HOSE AND TUBE ASSY	1	3T

FIG.10 STRAINER ASSY

ALL MODELS OF TRUCK



ITEM	PART NO.	DESCRIPTION	QTY	REMARKS OR SERIAL NO.
1	66009104	CLAMP 44	1	
2	66000297	HOSE	1	FOR 2-SPOOL VALVE
2	66000298	HOSE	1	FOR 2-SPOOL VALVE
2	66000299	HOSE	1	FOR 4-SPOOL VALVE
3	66000834	CLAMP	1	
4	66000115	BOLT M8X16	1	
5	66000065	WASHER 8	1	
6	66000163	WASHER 8	1	
7	66009103	CLAMP 40	1	

PART VII ELECTRICAL SYSTEM CONTENTS

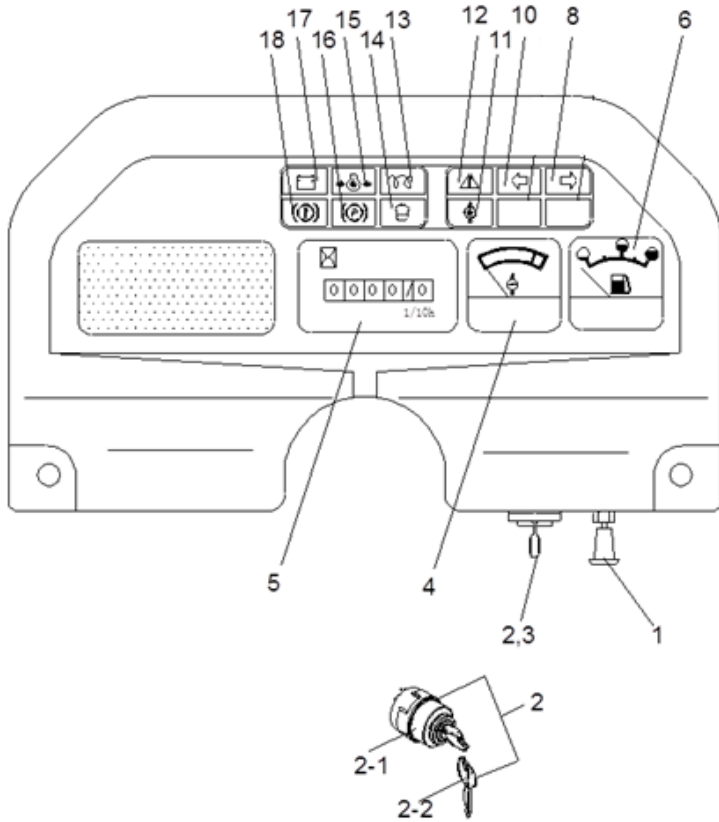
- | | | |
|-------------------------------------|---|---------------------------------------|
| Ⓐ UT30/35P YANMAR 3.0L DSL (4TNV94) | Ⓑ UT30/35P YANMAR 3.3L DSL (4TNE98) | Ⓑ1) UT20/25P YANMAR 2.6L DSL (4TNE92) |
| Ⓒ UT20/35P MAZDA 2.2L LPG | Ⓒ1) UT20/35P MAZDA 2.2L DUAL | Ⓒ) UT20/35P NISSAN 2.5L LPG (K25) |
| Ⓕ UT20/35P NISSAN 2.5L DUAL (K25) | Ⓖ UT20/35P XINCHAI 2.7L DSL (A490BPG-3) | Ⓓ UT20/35P PSI 2.4L LPG W/O HTR |
| Ⓖ1) UT20/35P PSI 2.4L LPG W/HTR | Ⓖ1) UT20/35P PSI 2.4L DUAL W/O HTR | Ⓖ1) UT20/35P PSI 2.4L DUAL W/HTR |

ITEM	DESCRIPTION	SERIAL NO.	PAGE
FIG.1	DASH DISPLAY	ALL MODELS OF TRUCK	7-1
FIG.2	FORWARD/REV LEVERS	ALL MODELS OF TRUCK	7-3
FIG.3	FUSE BOX	ALL MODELS OF TRUCK	7-5
FIG.4	HORN ASSY	ALL MODELS OF TRUCK	7-7
FIG.5	FRONT LIGHTS ASSY	ALL MODELS OF TRUCK	7-8
FIG.6	REAR LIGHTS ASSY	ALL MODELS OF TRUCK	7-10
FIG.7	STROBE LIGHT	ALL MODELS OF TRUCK	7-11
FIG.8	DASH DISPLAY (OPERATOR PRESENCE)	ALL MODELS OF TRUCK	7-12
FIG.9	FUSE BOX (OPERATOR PRESENCE)	ALL MODELS OF TRUCK	7-14
FIG. 10	ELECTRICAL SYSTEM	Ⓔ Ⓕ	7-16
FIG.10-1	ELECTRICAL SYSTEM (OPERATOR PRESENCE)	Ⓔ Ⓕ	7-21
FIG.10-2	OPERATOR PRESENCE SYSTEM	ALL MODELS OF TRUCK	7-26

ITEM	DESCRIPTION	SERIAL NO.	PAGE
FIG. 11	ELECTRICAL SYSTEM	Ⓑ Ⓑ1	7-27
FIG.11-1	ELECTRICAL SYSTEM (OPERATOR PRESENCE)	Ⓑ Ⓑ1	7-32
FIG.12	ELECTRICAL SYSTEM (OPERATOR PRESENCE)	Ⓒ Ⓒ1 Ⓘ Ⓛ1 Ⓜ Ⓜ1	7-37
FIG.13	ELECTRICAL SYSTEM	Ⓐ	7-42
FIG.14	ELECTRICAL SYSTEM	Ⓒ	7-46
FIG.15	HAND BRAKE SWITCH (OPERATOR PRESENCE)	ALL MODELS OF TRUCK	7-50

FIG.1 DASH DISPLAY

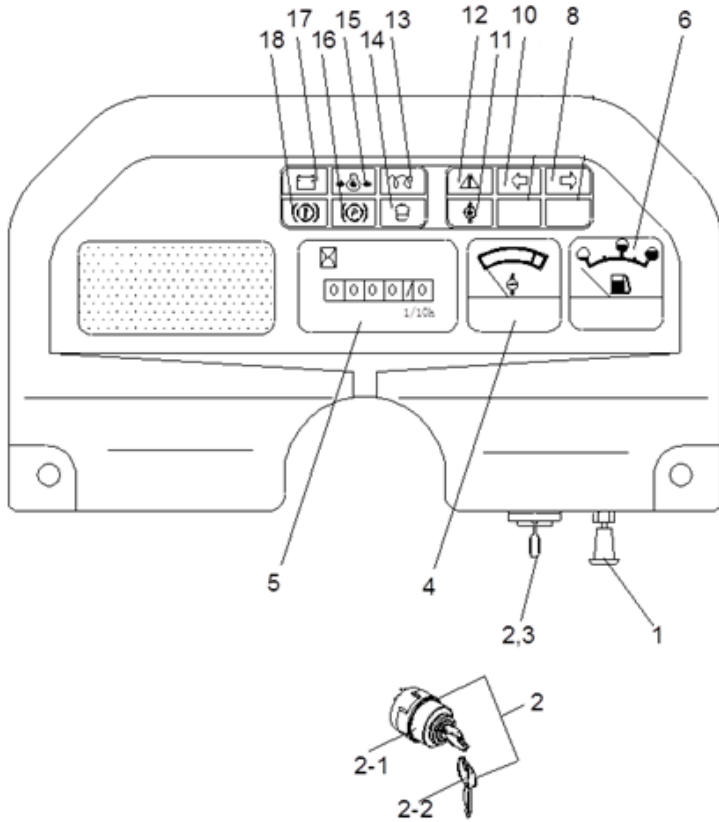
ALL MODELS OF TRUCK



ITEM	PART NO.	DESCRIPTION	QTY	REMARKS OR SERIAL NO.
A1	66009840	DASH DISPLAY	1	Ⓐ Ⓑ Ⓑ1 Ⓔ Ⓕ Ⓖ
A1	66000578	DASH DISPLAY	1	Ⓐ Ⓑ Ⓑ1 Ⓔ Ⓕ Ⓖ <01-01-2012
A2	66011540	DASH DISPLAY	1	Ⓒ Ⓒ1 Ⓘ Ⓢ Ⓣ Ⓢ1
1	66000194	SWITCH-LIGHT	1	<01-01-2012 2.0T & 2.5T ONLY
1	66009800	SWITCH-LIGHT	1	≥01-01-2012
2	66011159	SWITCH & KEYS	1	
2-1	NO PART NO.	SWITCH	1	NSS
2-2	66011160	KEY	1	
3	66009098	LABEL-SWITCH	1	
4	66003623	TEMP GAUGE-WATER	1	
5	66003619	HOUR METER	1	
6	66003622	FUEL GAUGE	1	
8	NO PART NO.	LEFT-TURN SIGNAL	1	NSS
10	NO PART NO.	RIGHT TURN SIGNAL	1	NSS
11	NO PART NO.	OIL TEMP WARNING	1	NSS

FIG.1 DASH DISPLAY

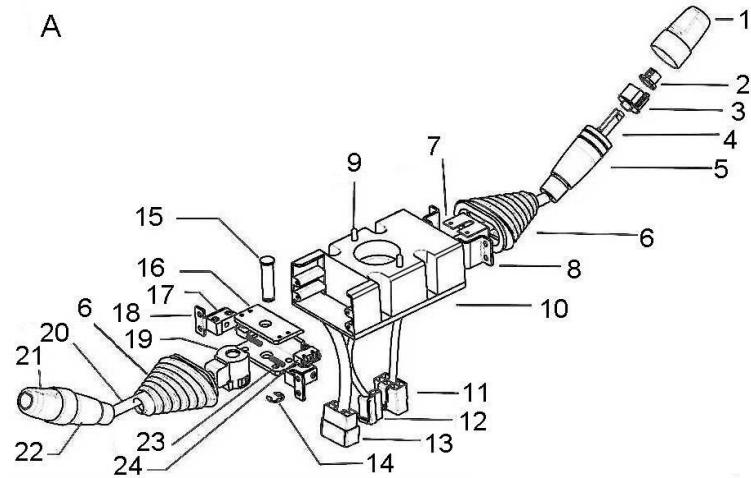
ALL MODELS OF TRUCK



ITEM	PART NO.	DESCRIPTION	QTY	REMARKS OR SERIAL NO.
12	NO PART NO.	FAULT INDICATION	1	© ©1 NSS
13	NO PART NO.	PREHEAT INDICATOR	1	NSS
14	NO PART NO.	INDICATOR- WATER-OIL SEPARATION	1	NSS
15	NO PART NO.	HYDRAULIC OIL WARNING	1	NSS
16	NO PART NO.	PARKING INDICATOR	1	NSS
17	NO PART NO.	CHARGING INDICATOR	1	NSS
18	NO PART NO.	ACCUMULATOR WARNING INDICATOR	1	NSS
13	NO PART NO.	PREHEAT INDICATOR	1	NSS
14	NO PART NO.	INDICATOR- WATER-OIL SEPARATION	1	NSS
15	NO PART NO.	HYDRAULIC OIL WARNING	1	NSS

FIG.2 FORWARD/REVERSE LEVERS

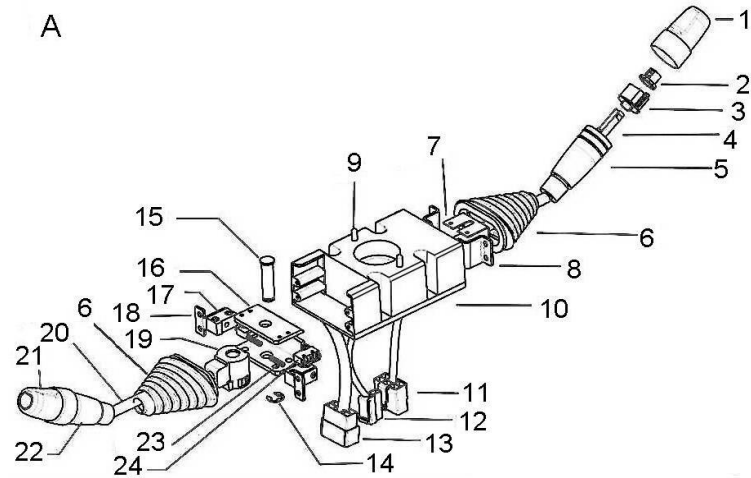
ALL MODELS OF TRUCK



ITEM	PART NO.	DESCRIPTION	QTY	REMARKS OR SERIAL NO.
A	66002812	LEVERS-FWD/REV	1	≤12-31-2011
A	66000714	LEVERS-FWD/REV	1	≥06-05-2012
1	NO PART NO.	COVER	1	NSS
2	NO PART NO.	CAP	1	NSS
3	NO PART NO.	CONTACTOR	1	NSS
4	NO PART NO.	LEVEL	1	NSS
5	NO PART NO.	KNOB	1	NSS
6	NO PART NO.	DUST PROOF COVER	1	NSS
7	NO PART NO.	CLAMP	1	NSS
8	NO PART NO.	BRACKET	1	NSS
9	NO PART NO.	HORN	1	NSS
10	NO PART NO.	BUSHING	1	NSS
11	NO PART NO.	CONNECTOR	1	NSS
12	NO PART NO.	HORN CABLE	1	NSS
13	NO PART NO.	DIRECTION CABLE	1	NSS

FIG.2 FORWARD/REVERSE LEVERS

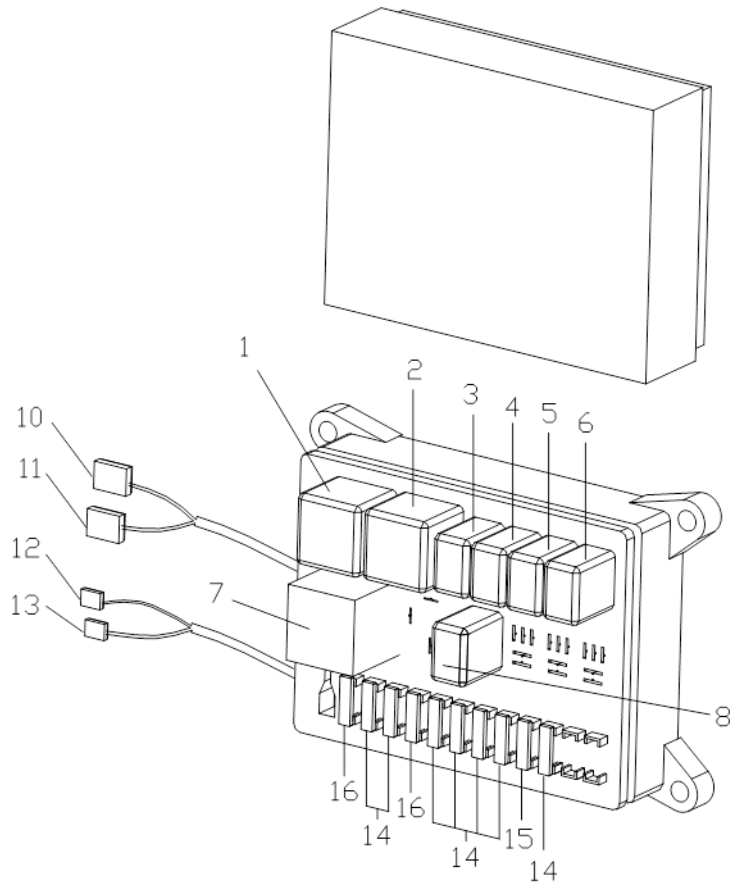
ALL MODELS OF TRUCK



ITEM	PART NO.	DESCRIPTION	QTY	REMARKS OR SERIAL NO.
14	NO PART NO.	SNAP RING	1	NSS
15	NO PART NO.	MIRCO SWITCH SHAFT	1	NSS
16	NO PART NO.	BRACKET	1	NSS
17	NO PART NO.	BUSHING	1	NSS
18	NO PART NO.	BLOCK	1	NSS
19	NO PART NO.	SOCKET	1	NSS
20	NO PART NO.	LEVER	1	NSS
21	NO PART NO.	COVER	1	NSS
22	NO PART NO.	DIRECTION KNOB	1	NSS
23	NO PART NO.	SPRING	1	NSS
24	NO PART NO.	MICRO SWITCH	1	NSS

FIG.3 FUSE BOX ASSY

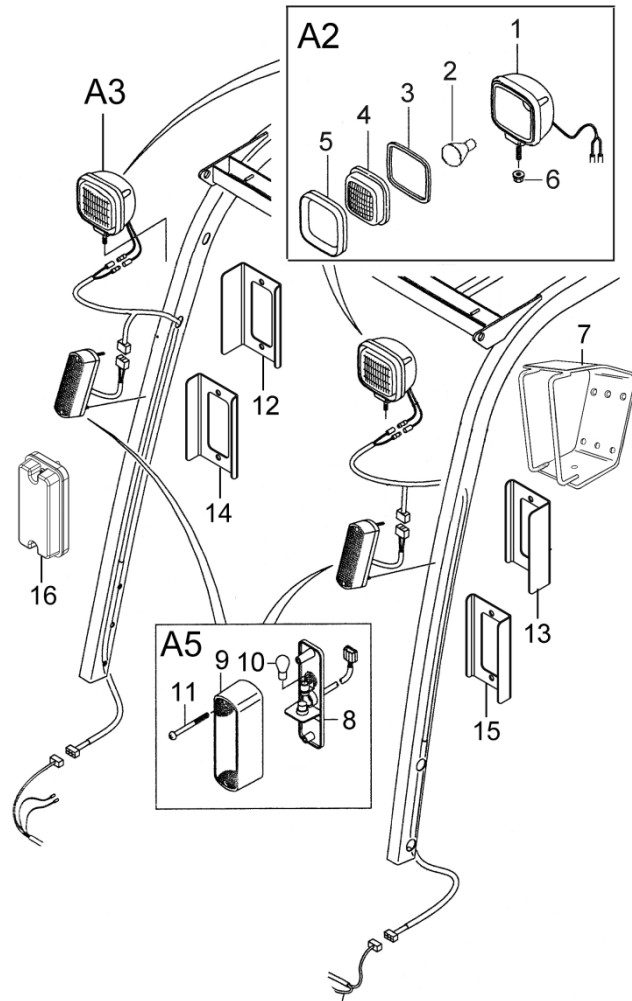
ALL MODELS OF TRUCK



ITEM	PART NO.	DESCRIPTION	QTY	REMARKS OR SERIAL NO.
A	66009786	FUSE BOX ASSY	1	
1	66009140	RELAY-PRE HEAT	1	
2	66009140	START RELAY	1	
3	66009139	RELAY-HEAD LIGHT	1	
4	66009139	RELAY-NEUTRAL	1	
5	66009139	RELAY-FORWARD	1	
6	66009139	RELAY-REVERSE	1	
7	66000184	FLASHER	1	
8	66009139	RELAY-CHECK	1	
10	66009138	10-WAY PLUG	1	
11	66009137	20-WAY PLUG	1	
12	66009011	10-WAY PLUG	1	
13	66009010	20-WAY PLUG	1	
14	66000004	FUSE 10A	7	
15	66000005	FUSE 15A	2	

FIG.5 FRONT LIGHT ASSY

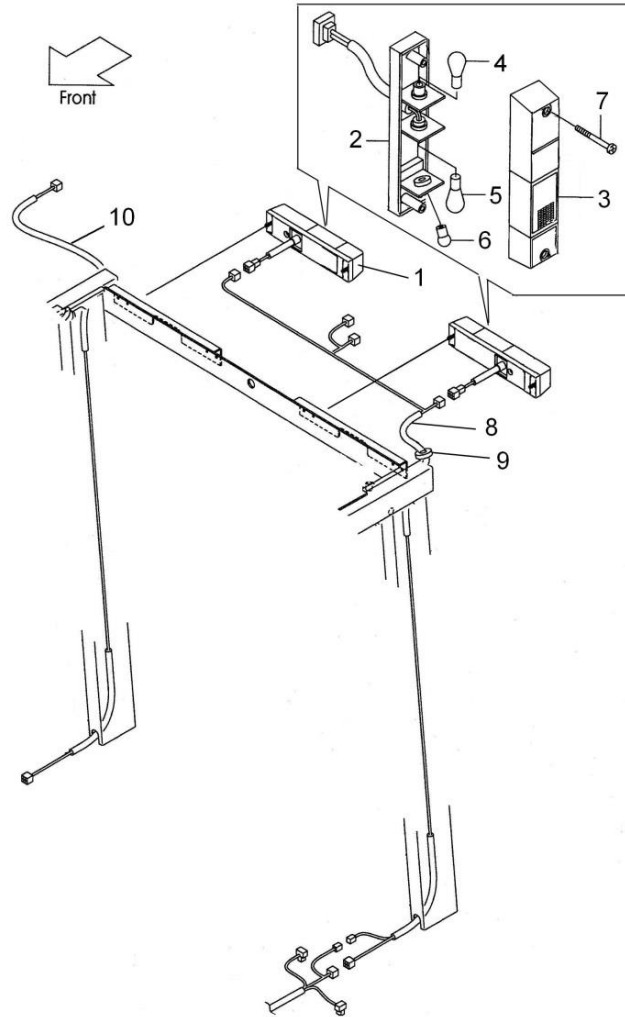
ALL MODELS OF TRUCK



ITEM	PART NO.	DESCRIPTION	QTY	REMARKS OR SERIAL NO.
A2	66000824	HEADLIGHT	1	INCANDESCENT BULB INC:1-6 <01-01-2012
A2	66009791	HEADLIGHT	1	INCANDESCENT BULB INC:1-6 ≥01-01-2012
A3	66300106	HEADLIGHT-LED	1	OPTIONAL
1	NO PART NO.	HOUSING	1	NSS
2	66000186	BULB-12V	1	
3	NO PART NO.	SEAL	1	NSS
4	NO PART NO.	LENS	1	NSS
5	NO PART NO.	COVER	1	NSS
6	NO PART NO.	NUT	1	NSS
7	66000716	BRACKET-HEADLIGHT	2	
A5	66000838	FRONT LIGHT	1	INCANDESCENT BULB <01-01-2012
A5	66009789	FRONT LIGHT	1	INCANDESCENT BULB ≥01-01-2012 & ≤01-10-2014 INC:8-11
8	NO PART NO.	BRACKET	1	NSS
9	NO PART NO.	HOUSING	1	NSS
10	66000850	BULB-12V-5W/21W INCANDESCENT	1	

FIG.6 REAR LIGHT ASSY

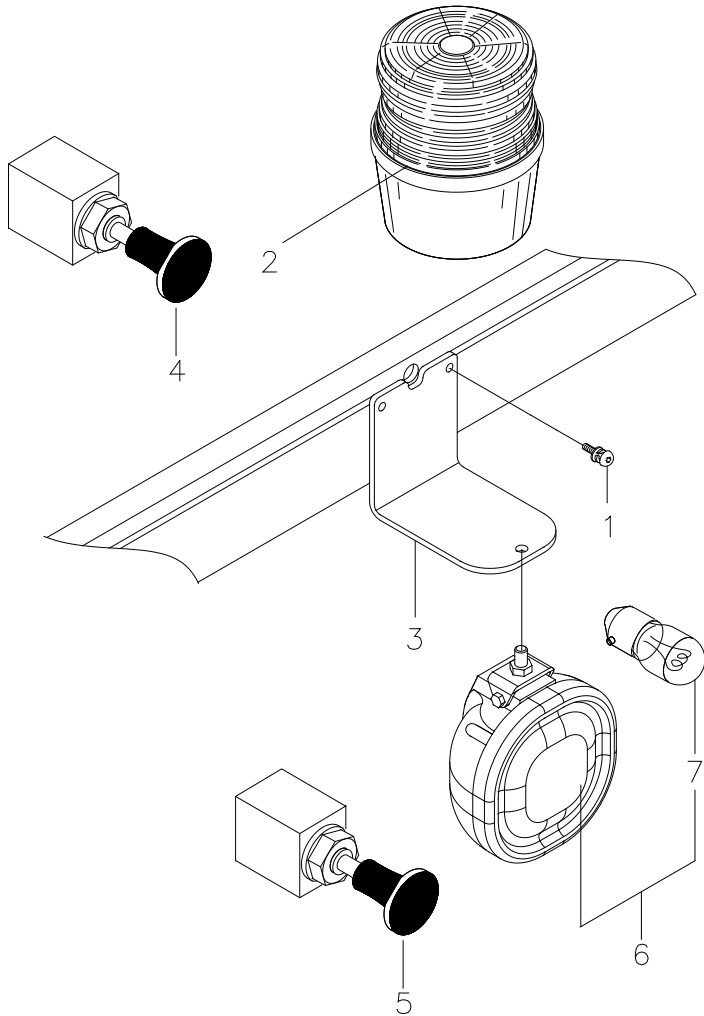
ALL MODELS OF TRUCK



ITEM	PART NO.	DESCRIPTION	QTY	REMARKS OR SERIAL NO.
1	66000612	REAR LIGHTS-RH	1	≤12-31-2011
1	66000611	REAR LIGHTS-LH	1	≤12-31-2011
1	66009793	BRAKE/BACKUPLIGHT (INCANDESCENT)	2	INC:2-7 ≤01-01-2014
1	66300111	REAR LIGHTS-LED	2	OPTIONAL ≥01-01-2014
2	NO PART NO.	LIGHT SEAT	2	NSS
3	NO PART NO.	LIGHTSHADE	2	NSS
4	66000851	BULB-12V-21W INCANDESCENT	2	
5	66000850	BULB-12V-5W/21W INCANDESCENT	2	
6	66000849	BULB-12V-10W INCANDESCENT	2	
7	NO PART NO.	BOLT M5X75	4	NSS
8	66009794	WIRE HARNESS- OVERHEAD GUARD	1	
9	66009819	GROMMET	3	
10	66009795	WIRE HARNESS-CAB	1	

FIG.7 STROBE LIGHT

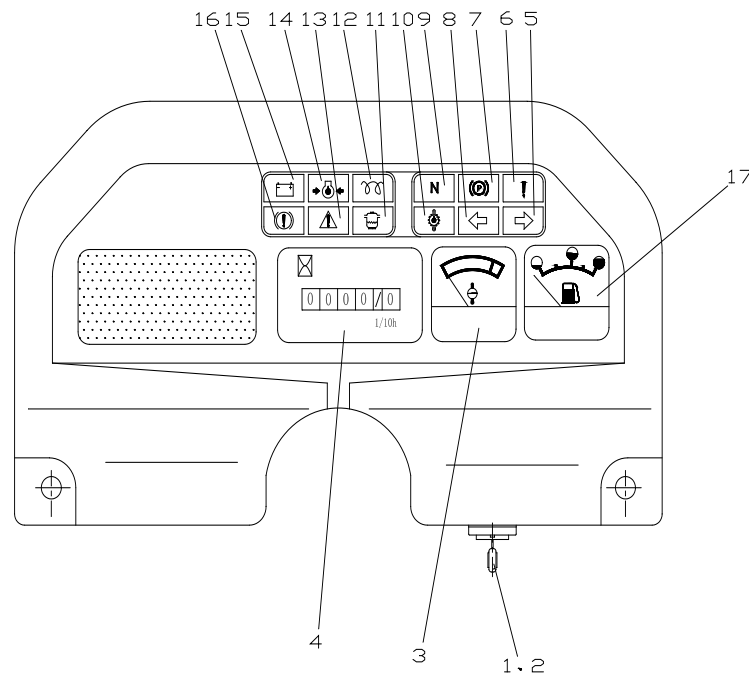
ALL MODELS OF TRUCK



ITEM	PART NO.	DESCRIPTION	QTY	REMARKS OR SERIAL NO.
A1	66009768	STROBE LIGHT	1	INC:1-3 ≥01-01-2012
1	66000470	SCREW	1	
2	66000715	STROBE LIGHT	1	≤12-31-2011
2	66009787	LED STROBE LIGHT	1	≥01-01-2012
3	66005019	BRACKET-STROB	1	≤12-31-2011
3	66009769	BRACKET-STROB	1	≥01-01-2012
4	66000193	SWITCH-LIGHT	1	
5	66000193	SWITCH-LIGHT	1	
6	66300457	WORK LIGHT-12V	1	REAR
7	66000186	BULB 12V	1	

FIG.8 DASH DISPLAY (OPERATOR PRESENCE)

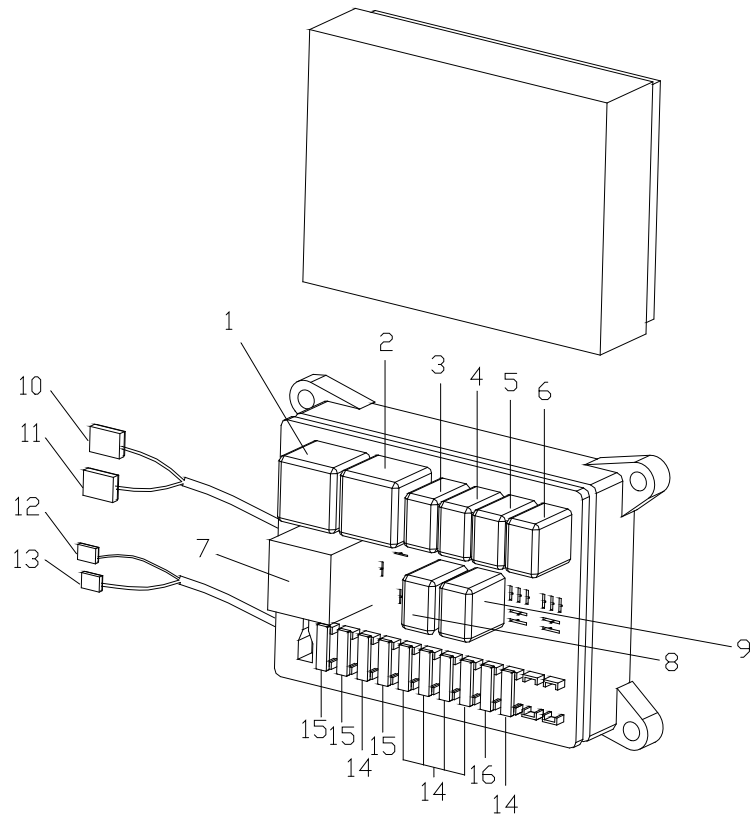
ALL MODELS OF TRUCK



ITEM	PART NO.	DESCRIPTION	QTY	REMARKS OR SERIAL NO.
A1	66009049	DASH DISPLAY	1	
1	66011159	IGNITION SWITCH	1	
2	66009098	LABEL-SWITCH	1	
3	66003623	TEMP GAUGE-WATER	1	
4	66003619	HOUR METER	1	
5	NO PART NO.	RIGHT TURN SIGNAL LIGHT	1	NSS
6	NO PART NO.	FAULT INDICATION LIGHT	1	NSS
7	NO PART NO.	PARKING INDICATOR	1	NSS
8	NO PART NO.	LEFT-TURN SIGNAL LIGHT	1	NSS
9	NO PART NO.	NEUTRAL INDICATOR LIGHT		NSS
10	NO PART NO.	OIL TEMP WARNING LIGHT	1	NSS
11	NO PART NO.	INDICATOR LIGHT, WATER-OIL SEPARATION	1	NSS
12	NO PART NO.	PREHEAT INDICATOR LIGHT	1	NSS
13	NO PART NO.	ENGINE FAILURE INDICATION LIGHT	1	NSS
14	NO PART NO.	HYDRAULIC OIL WARNING LIGHT	1	NSS

FIG.9 FUSE BOX (OPERATOR PRESENCE)

ALL MODELS OF TRUCK



ITEM	PART NO.	DESCRIPTION	QTY	REMARKS OR SERIAL NO.
A	66009055	FUSE BOX ASSY	1	
1	66009140	RELAY-PRE HEAT	1	
2	66009140	RELAY-START	1	
3	66009139	RELAY-HEADLIGHT	1	
4	66009139	RELAY-START CONTROL	1	
5	66009139	RELAY-FORWARD	1	
6	66009139	RELAY-REVERSE	1	
7	66000184	FLASHER	1	
8	66009139	RELAY-CHECK	1	
9	66009139	RELAY-SOLENOID VALVE	1	
10	66009138	10-WAY PLUG	1	
11	66009137	20-WAY PLUG	1	
12	66009011	10-WAY PLUG	1	
13	66009010	20-WAY PLUG	1	
14	66000004	FUSE 10A	6	

FIG.10 ELECTRICAL SYSTEM

Ⓒ UT20/35P NIS LPG (K25) Ⓓ UT20/35P NIS DF (K25)

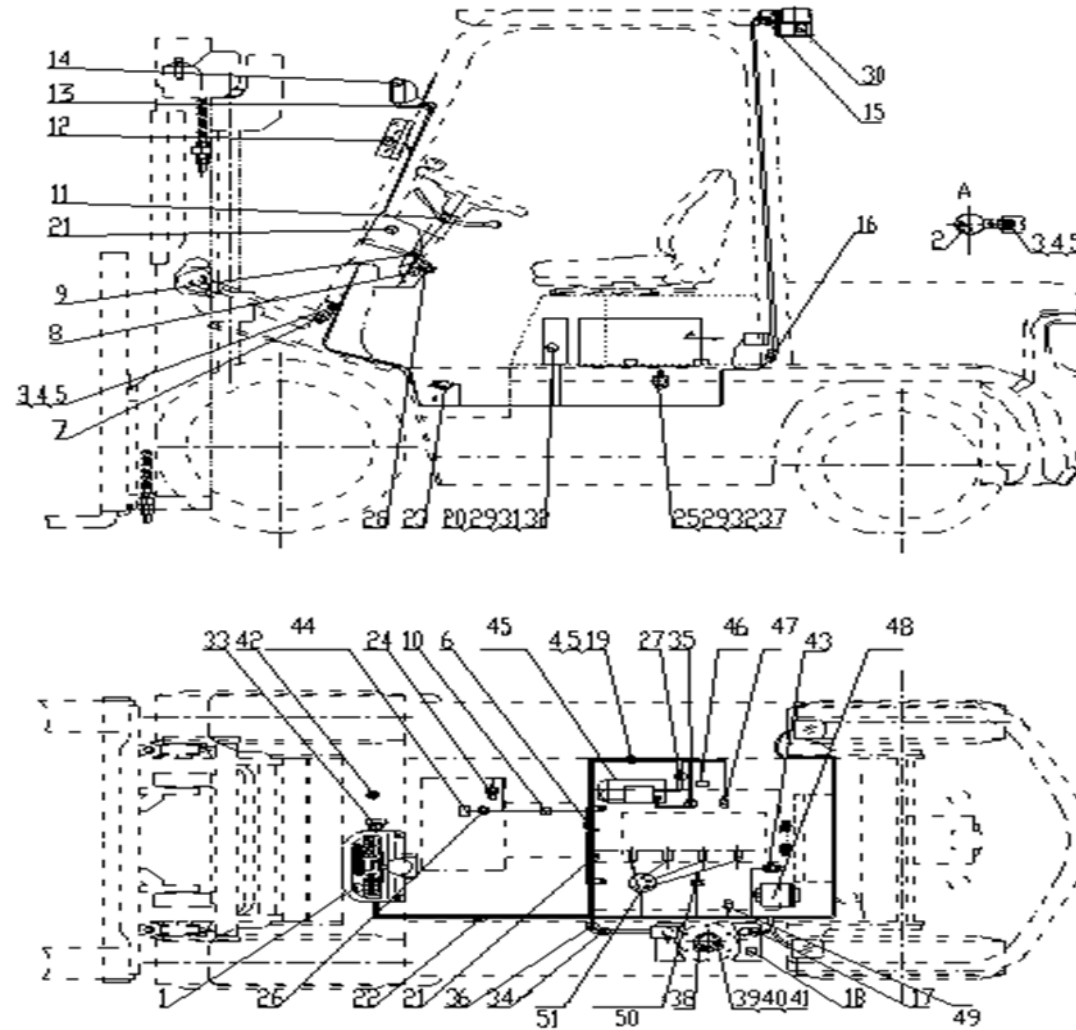
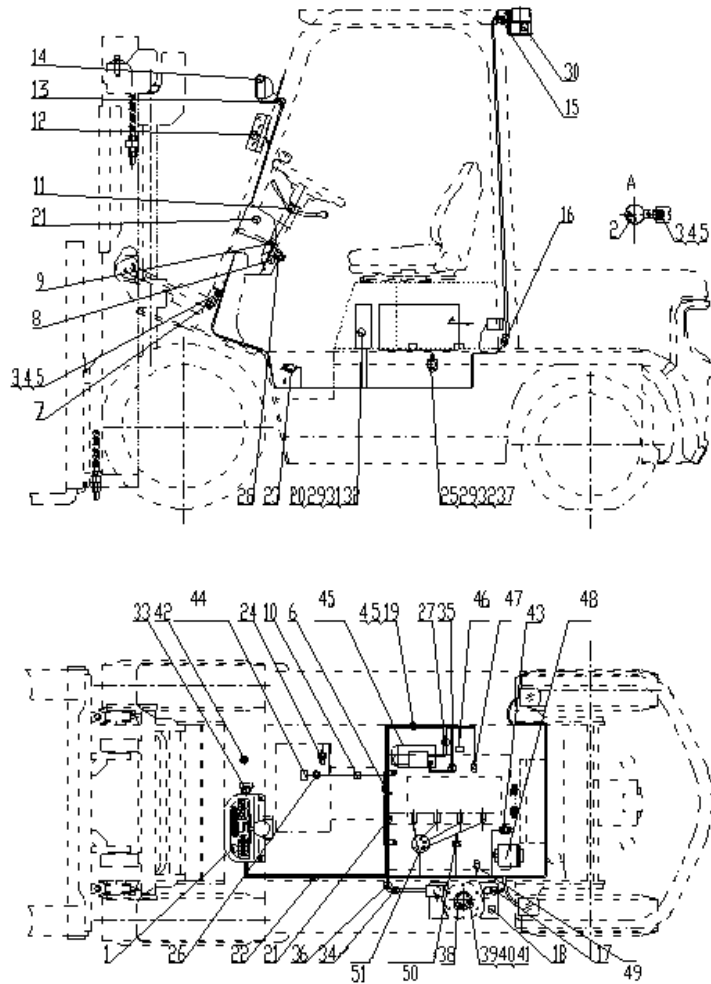


FIG.10 ELECTRICAL SYSTEM

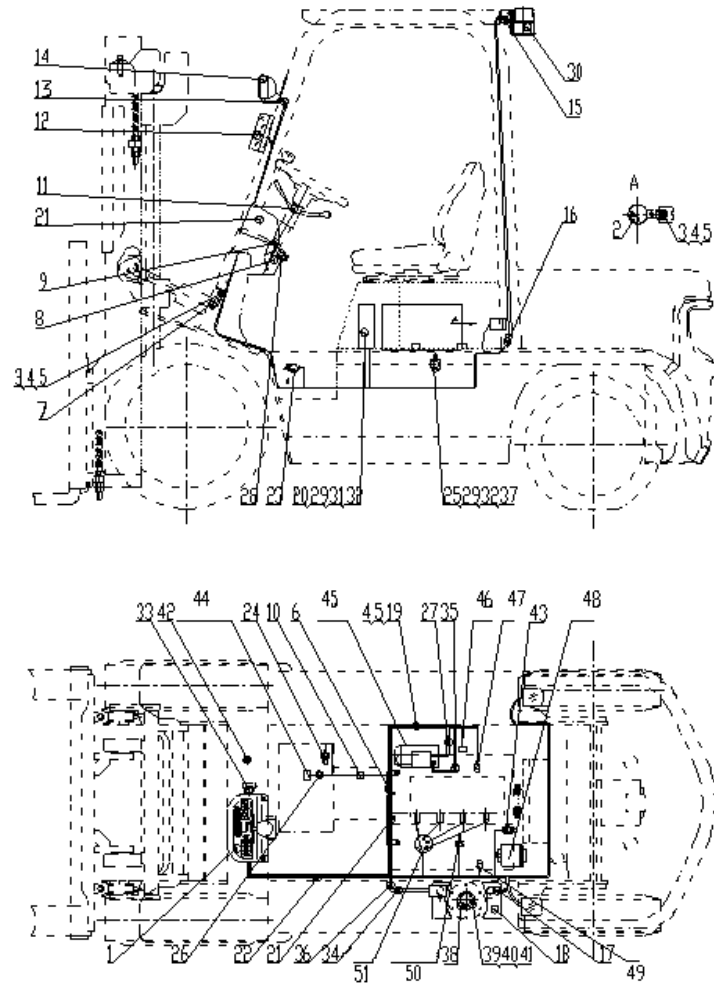
Ⓔ UT20/35P NIS LPG (K25) Ⓕ UT20/35P NIS DF (K25)



ITEM	PART NO.	DESCRIPTION	QTY	REMARKS OR SERIAL NO.
1	SEE FIG.1	DASH DISPLAY	1	
2	66000575	BACKUP ALARM	1	≤12-31-2011
2	66009053	BACKUP ALARM	1	≥01-01-2012
3	66009016	BOLT M8X16	2	
4	66000065	WASHER 8	4	
5	66000163	WASHER 8	4	
6	66009113	CLAMP	1	
7	SEE FIG.4	HORN	1	
8	66009095	DASH PANELS	1	
9	66000470	SCREW COMPONENTS	7	
10	66011610	CABLE ASSY	1	≤06-05-2012
11	SEE FIG.2	FWD/REV LEVERS	1	
12	SEE FIG.5	FRONT LIGHT-ASSY-SIDE	1	
13	66000570	GROMMET-FRONT LIGHT	2	
14	SEE FIG.5	FRONT LIGHT-ASSY HEAD	1	

FIG.10 ELECTRICAL SYSTEM

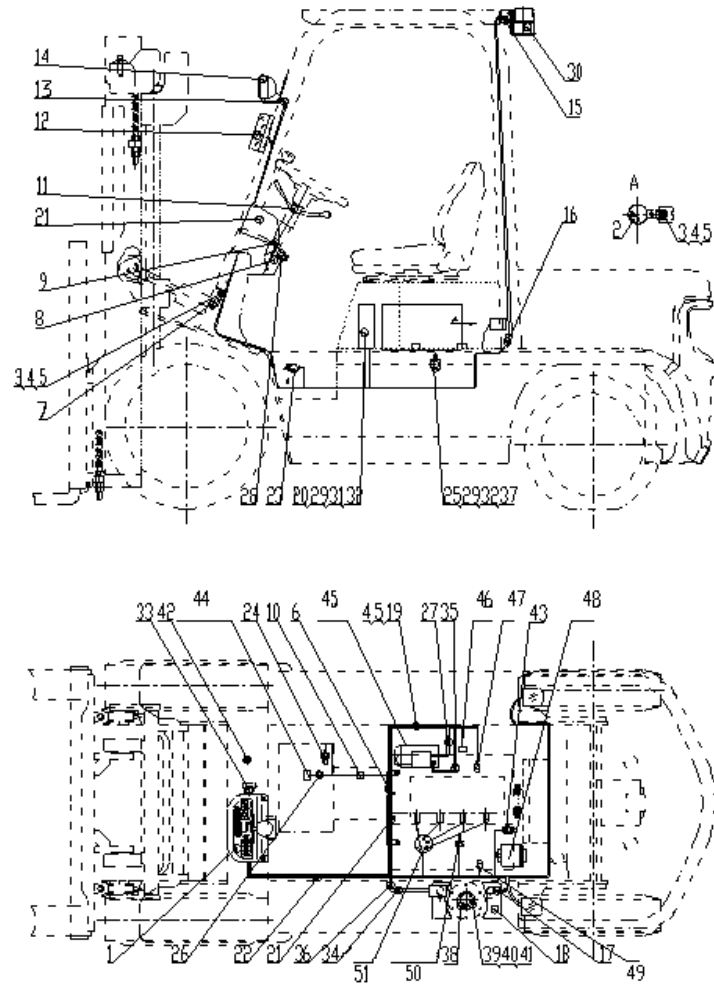
Ⓔ UT20/35P NIS LPG (K25) Ⓕ UT20/35P NIS DF (K25)



ITEM	PART NO.	DESCRIPTION	QTY	REMARKS OR SERIAL NO.
15	SEE FIG.6	REAR LIGHT-ASSY	1	
16	66009111	GROMMET-REAR LIGHT	1	
17	66000574	CABLE, BATTERY(-)	1	
18	66000630	BATTERY-LOW-MAINT	1	12V 60Ah
19	66000115	BOLT M8X16	1	
20	66000112	BOLT M6X30	4	
21	66009133	TIES	4	
22	66011545	MAIN WIRE-HARNESS	1	Ⓔ
22	66011541	MAIN WIRE-HARNESS	1	Ⓕ
23	66000576	SWITCH-BRAKE LIGHT	1	≤12-31-2011
23	66009054	SWITCH-BRAKE LIGHT	1	≥01-01-2012
24	66000827	SENSOR-TRANSMISSION OIL TEMP	1	≤12-31-2011
24	66009052	SENSOR-TRANSMISSION OIL TEMP	1	≥01-01-2012
25	66003019	BOLT M6X20	1	
26	66009110	CLAMP	1	

FIG.10 ELECTRICAL SYSTEM

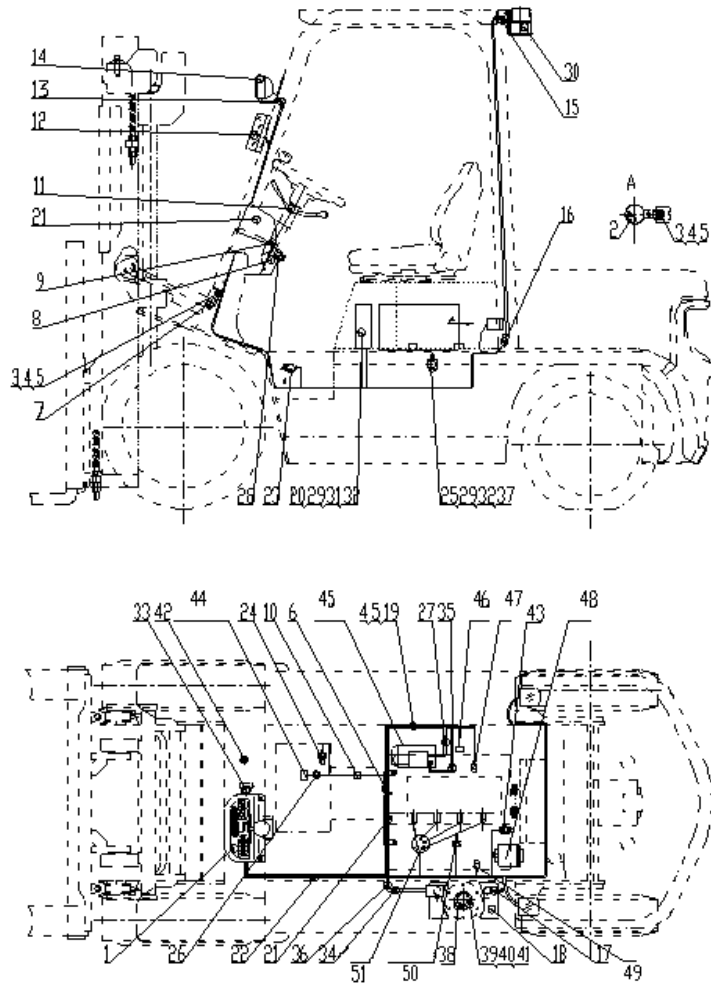
Ⓔ UT20/35P NIS LPG (K25) Ⓕ UT20/35P NIS DF (K25)



ITEM	PART NO.	DESCRIPTION	QTY	REMARKS OR SERIAL NO.
27	66006414	GROUND WIRE-STARTER	1	
28	66000193	LIGHT SWITCH	1	
29	66001064	WASHER 6	5	
30	SEE FIG.7	WARNING LIGHT ASSY	1	
31	SEE FIG.3	CONTROL BOX	1	
32	66000064	WASHER 6	5	
33	66000013	EMERGENCY STOP SWITCH	1	CE-FOR EUROPEAN ECONOMIC AREA ≤06-05-2012
34	66000787	CABLE-POWER SWITCH TO STARTER	1	CE-FOR EUROPEAN ECONOMIC AREA ≤06-05-2012
35	66000800	CABLE-BATTERY TO POWER SWITCH	1	CE-FOR EUROPEAN ECONOMIC AREA ≤06-05-2012
36	66009085	CABLE-BATTERY(+)	1	NOT CE APPROVED ≥06-05-2012
37	66000837	CARBURETOR RELAY	1	
38	66000713	FUEL SENSOR	1	≤12-31-2011
38	66009051	FUEL SENSOR	1	≥12-31-2011
39	66000063	WASHER 5	5	
40	66009014	SCREW M5X12	5	

FIG.10 ELECTRICAL SYSTEM

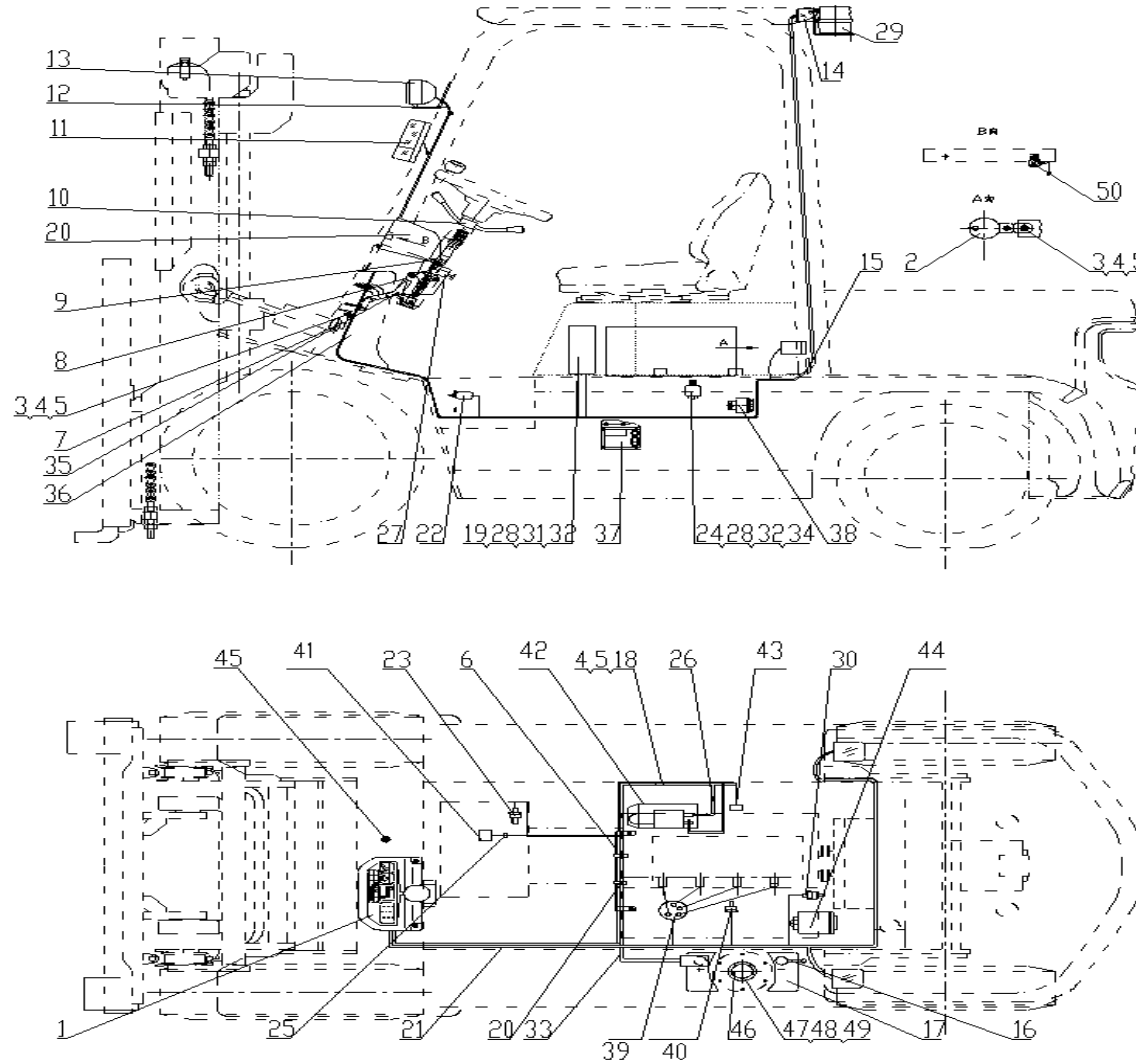
Ⓔ UT20/35P NIS LPG (K25) Ⓕ UT20/35P NIS DF (K25)



ITEM	PART NO.	DESCRIPTION	QTY	REMARKS OR SERIAL NO.
41	66009018	WASHER 5	5	
42	66000816	LPG/GAS SWITCH	1	Ⓕ
43	66009096	WATER TEMP SENSOR	1	
44	SEE XMSN	ELECTROMAGNETIC REVERSING VALVES	1	SUPPLIED BY TRANSMISSION BOX
45	SEE ENGINE	STARTER	1	SUPPLIED BY ENGINE
46	SEE ENGINE	CARBURETOR	1	SUPPLIED BY ENGINE
47	SEE ENGINE	OIL VALVE	1	SUPPLIED BY ENGINE
48	SEE ENGINE	ALTERNATOR	1	SUPPLIED BY ENGINE
49	SEE ENGINE	AIR VALVE	1	Ⓔ SUPPLIED BY ENGINE
50	SEE ENGINE	HYDRAULIC OIL ALARM	1	SUPPLIED BY ENGINE
51	SEE ENGINE	DISTRIBUTOR	1	SUPPLIED BY ENGINE

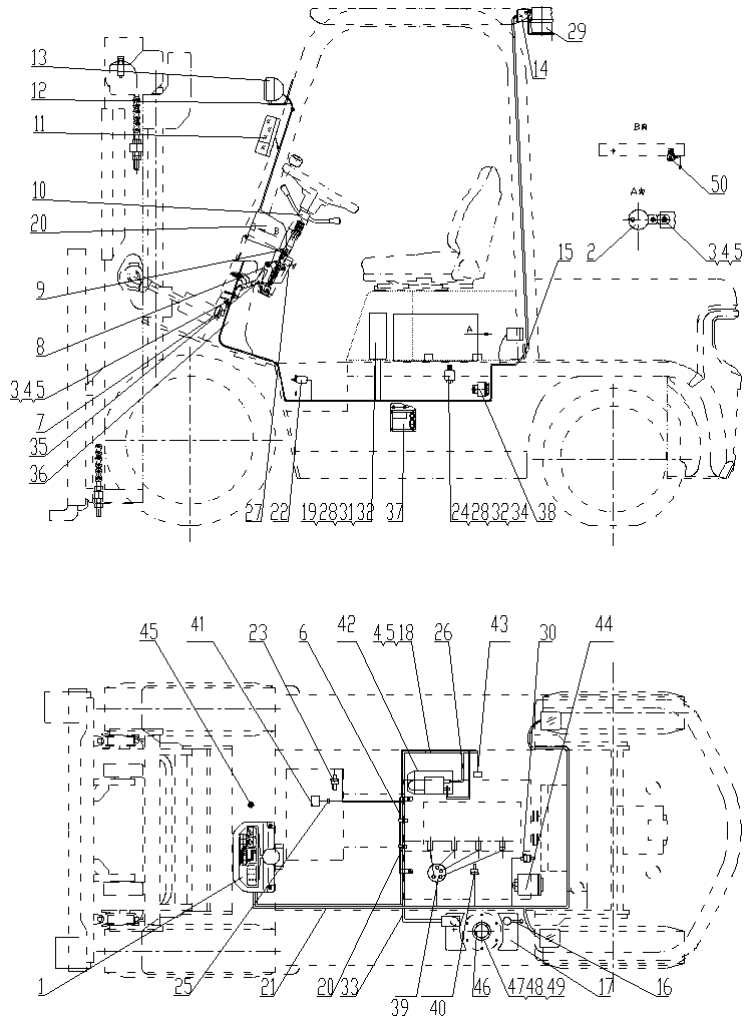
FIG.10-1 ELECTRICAL SYSTEM
(OPERATOR PRESENCE)

Ⓔ UT20/35P NIS LPG (K25) Ⓕ UT20/35P NIS DF (K25)



**FIG.10-1 ELECTRICAL SYSTEM
(OPERATOR PRESENCE)**

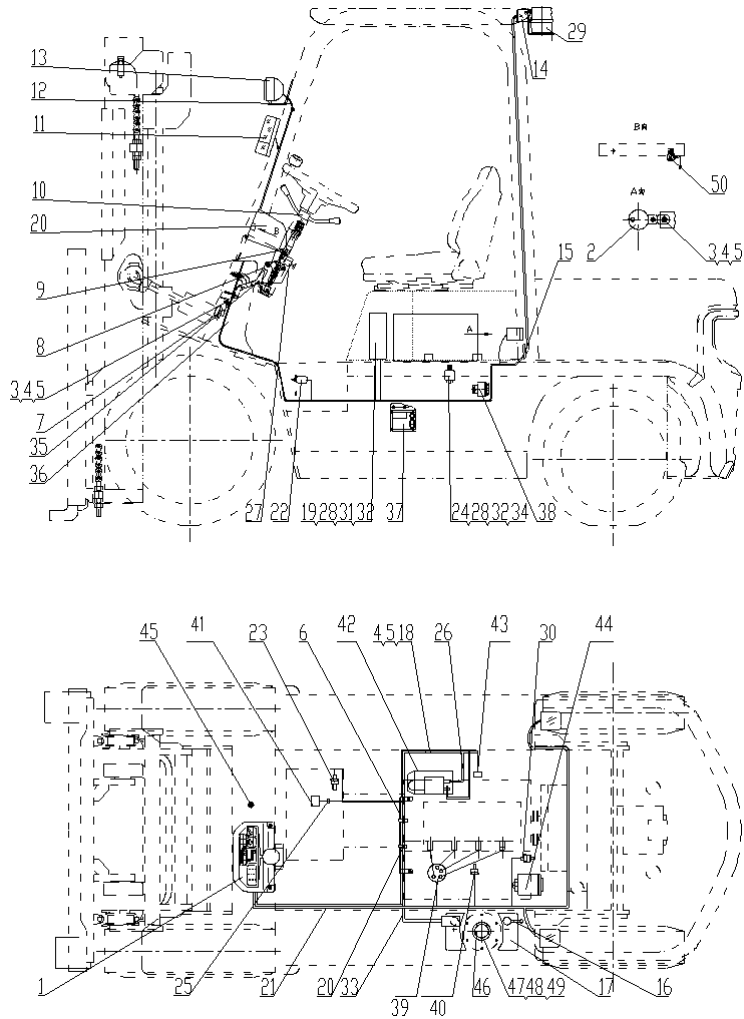
Ⓔ UT20/35P NIS LPG (K25) Ⓕ UT20/35P NIS DF (K25)



ITEM	PART NO.	DESCRIPTION	QTY	REMARKS OR SERIAL NO.
1	SEE FIG.8	DASH DISPLAY	1	
2	66009053	BACKUP ALARM	1	
3	66009016	BOLT M8X16	2	
4	66000065	WASHER 8	4	
5	66000163	WASHER 8	4	
6	66009113	CLAMP	1	
7	SEE FIG.4	HORN	1	
8	66009095	DASH PANELS	1	
9	66000470	SCREW COMPONENTS	7	
10	SEE FIG.2	FWD/REV LEVERS	1	
11	SEE FIG.5	FRONT LIGHT-ASSY, SIDE	1	
12	66000570	WRIE HARNESS-FRONT LIGHT	2	
13	SEE FIG.5	FRONT LIGHT-ASSY, HEAD	1	
14	SEE FIG.6	REAR LIGHT-ASSY	1	
15	66009111	GROMMET-REAR LIGHT	1	

FIG.10-1 ELECTRICAL SYSTEM
(OPERATOR PRESENCE)

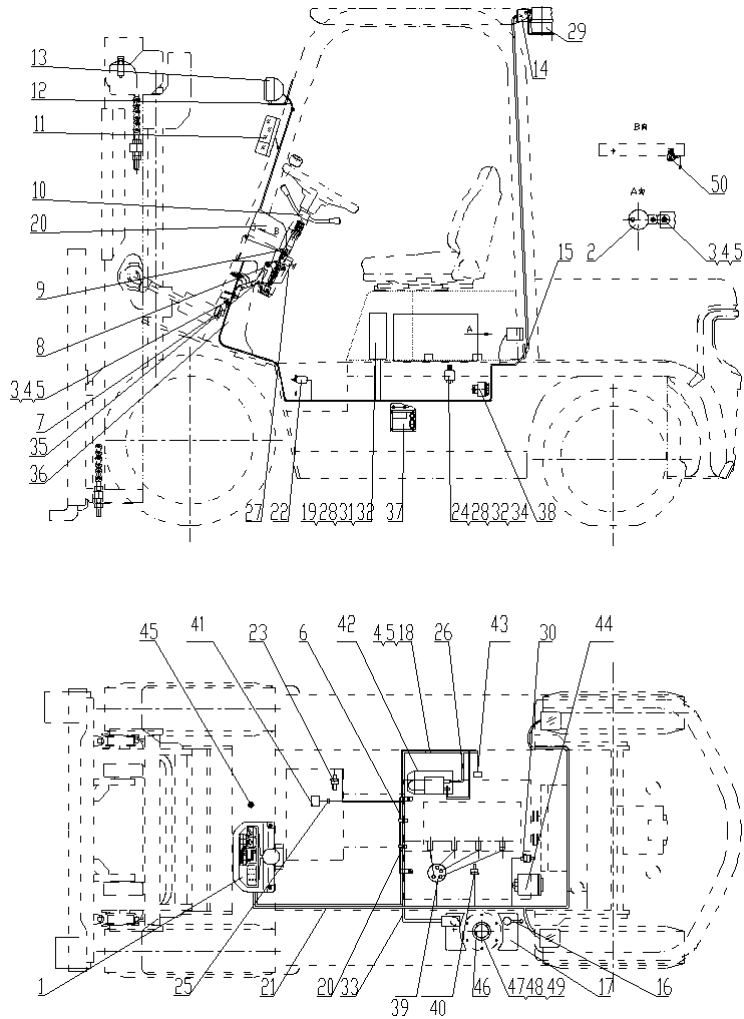
Ⓔ UT20/35P NIS LPG (K25) Ⓕ UT20/35P NIS DF (K25)



ITEM	PART NO.	DESCRIPTION	QTY	REMARKS OR SERIAL NO.
16	66000574	CABLE-BATTERY(-)	1	
17	66000630	BATTERY-LOW-MAINT	1	12V 60Ah
18	66000115	BOLT M8X16	1	
19	66000112	BOLT M6X30	4	
20	66009133	TIES	4	
21	66009056	MAIN WIRE-HARNESS	1	Ⓔ OVERHEAD GUARD ≤1-10-2014
21	66300160	MAIN WIRE-HARNESS	1	Ⓔ OVERHEAD GUARD ≥1-10-2014
21	66011546	MAIN WIRE-HARNESS	1	Ⓔ CAB ≤1-10-2014
21	66300161	MAIN WIRE-HARNESS	1	Ⓔ CAB ≥1-10-2014
21	66009050	MAIN WIRE-HARNESS	1	Ⓕ OVERHEAD GUARD ≤1-10-2014
21	66300162	MAIN WIRE-HARNESS	1	Ⓕ OVERHEAD GUARD ≥1-10-2014
21	66011542	MAIN WIRE-HARNESS	1	Ⓕ CAB ≤1-10-2014
21	66300163	MAIN WIRE-HARNESS	1	Ⓕ CAB ≥1-10-2014
22	66009054	SWITCH-BRAKE LIGHT	1	
23	66009052	SENSOR-TRANSMISSION OIL TEMP	1	

**FIG.10-1 ELECTRICAL SYSTEM
(OPERATOR PRESENCE)**

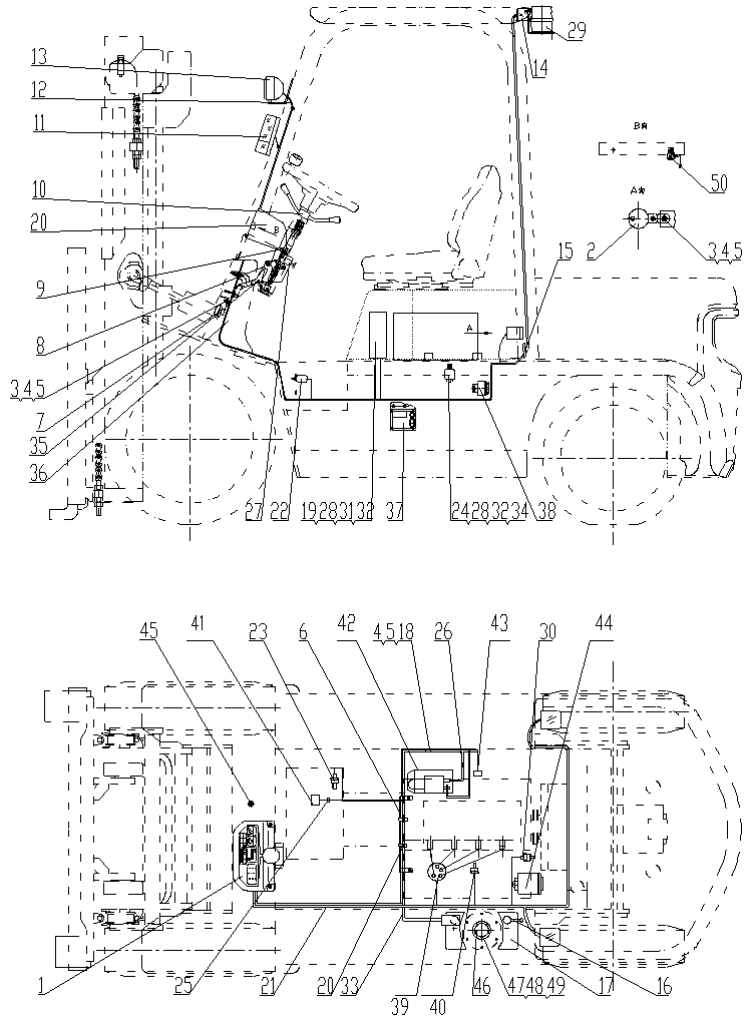
Ⓔ UT20/35P NIS LPG (K25) Ⓕ UT20/35P NIS DF (K25)



ITEM	PART NO.	DESCRIPTION	QTY	REMARKS OR SERIAL NO.
24	66003019	BOLT M6X20	1	
25	66009110	CLAMP	1	
26	66006414	GROUND WIRE-STARTER	1	
27	66000193	LIGHT SWITCH	1	
28	66001064	WASHER 6	5	
29	SEE FIG.7	WARNING LIGHT ASSY	1	
30	66009096	WATER TEMP SENSOR	1	
31	SEE FIG.9	FUSE BOX	1	
32	66000064	WASHER 6	5	
33	66009085	CABLE, BATTERY(+)	1	
34	66000837	CARBURETOR RELAY	1	
35	66009048	SWITCH-HAND BRAKE	1	FIG.15
36	66009044	WIRE HARNESS	1	
37	SEE FIG.10-2	OPERATOR PRESENCE CONTROLLER	1	
38	66009045	ALARM	1	≤1-10-2014

FIG.10-1 ELECTRICAL SYSTEM
(OPERATOR PRESENCE)

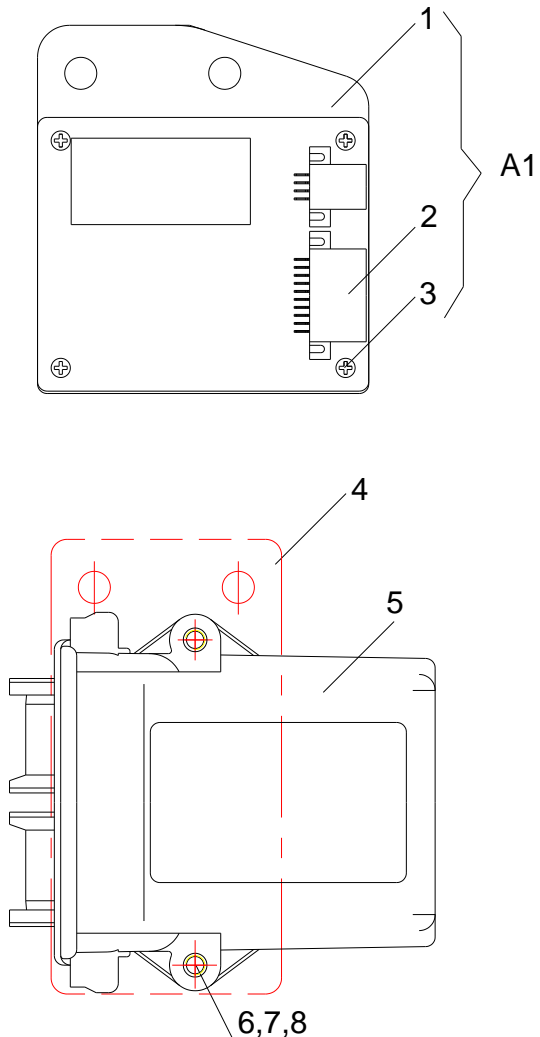
Ⓔ UT20/35P NIS LPG (K25) Ⓕ UT20/35P NIS DF (K25)



ITEM	PART NO.	DESCRIPTION	QTY	REMARKS OR SERIAL NO.
39	SEE ENGINE	DISTRIBUTOR	1	SUPPLIED BY ENGINE
40	SEE ENGINE	HYDRAULIC OIL ALARM	1	SUPPLIED BY ENGINE
41	SEE XMSN	ELECTROMAGNETIC REVERSING VALVES	1	SUPPLIED BY TRANSMISSION BOX
42	SEE ENGINE	STARTER	1	SUPPLIED BY ENGINE
43	SEE ENGINE	CARBURETOR	1	SUPPLIED BY ENGINE
44	SEE ENGINE	ALTERNATOR	1	SUPPLIED BY ENGINE
45	66000816	LPG/GAS SWITCH	1	Ⓕ
46	66009051	FUEL SENSOR	1	Ⓕ
47	66000063	WASHER 5	5	Ⓕ
48	66009014	SCREW M5X12	5	Ⓕ
49	66009018	WASHER 5	5	Ⓕ
50	66300158	ALARM	1	≥1-10-2014

FIG.10-2 OPERATOR PRESENCE SYSTEM

ALL MODELS OF TRUCKS



ITEM	PART NO.	DESCRIPTION	QTY	REMARKS OR SERIAL NO.
A1*	66300183	KIT-OPERATOR PRESENCE SYSTEM CONTROLLER ASSY	1	INC:1-3 ≤1-10-2014
1	NO PART NO.	CONTROLLER SEAT	1	NSS ≤1-10-2014
2	NO PART NO.	OPERATOR PRESENCE CONTROLLER	1	NSS ≤1-10-2014
3	66300170	SCREW M3X15	4	≤1-10-2014
4@	66300168	BRACKET	1	≤1-10-2014
5#	66300159	OPERATOR PRESENCE CONTROLLER	1	≥1-10-2014 W/O SEATBELT SWITCH
5	66300443	OPERATOR PRESENCE CONTROLLER (AS-2359 STD)	1	≥02-20-2014 WITH SEATBELT SWITCH
6	66001064	WASHER 6	1	≥1-10-2014
7	66000064	WASHER 6	1	≥1-10-2014
8	66009901	BOLT M6X25	1	≥1-10-2014
#	66300183	KIT-OPS MODIFIED		INC: 4-8(66300159)
*	FOR TRUCKS PRODUCED BEFORE 1-10-2014, (A1) CAN BE REPLACED WITH NEW CONTROLLER (5) BY USING BRACKET (4) & CONTROLLER (5) ALONG WITH HARDWARE (6), (7) AND (8))-USE KIT 66300183			
#	FOR TRUCKS PRODUCED AFTER 1-10-2014, BRACKET (4) IS NOT REQUIRED TO MOUNT ITEM (5).			
@	USE KIT 66300183 FOR OLD PRODUCT. NEW OPS NEW IMPROVED.			

FIG.11 ELECTRICAL SYSTEM

ⓑ UT30/35P YAN (4TNE98) ⓑ UT20/25P YAN (4TNE92)

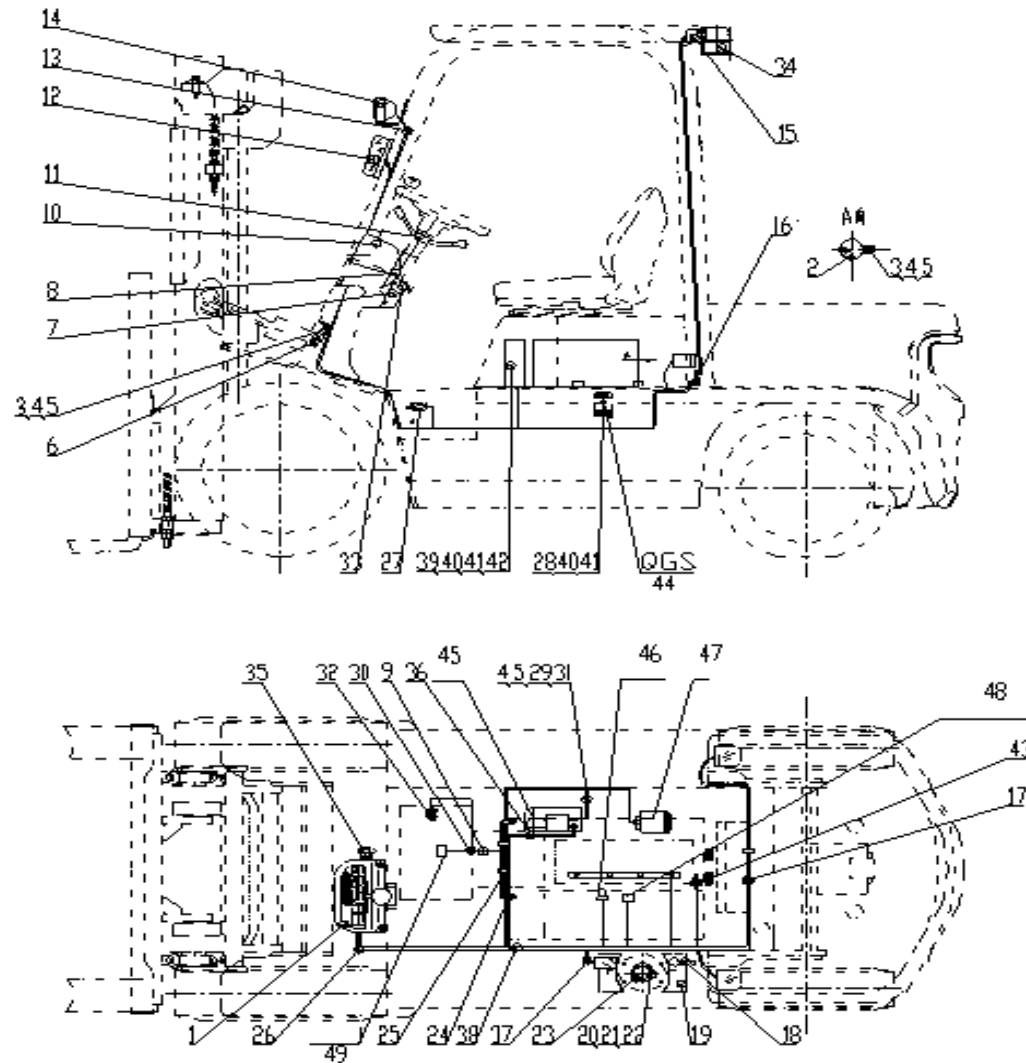
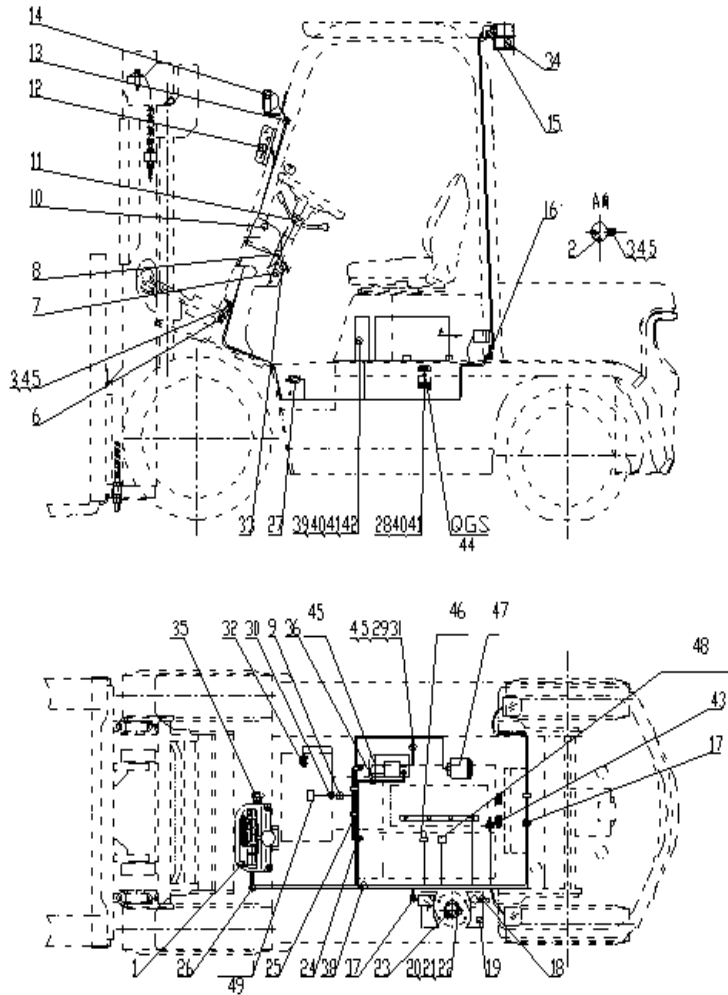


FIG.11 ELECTRICAL SYSTEM

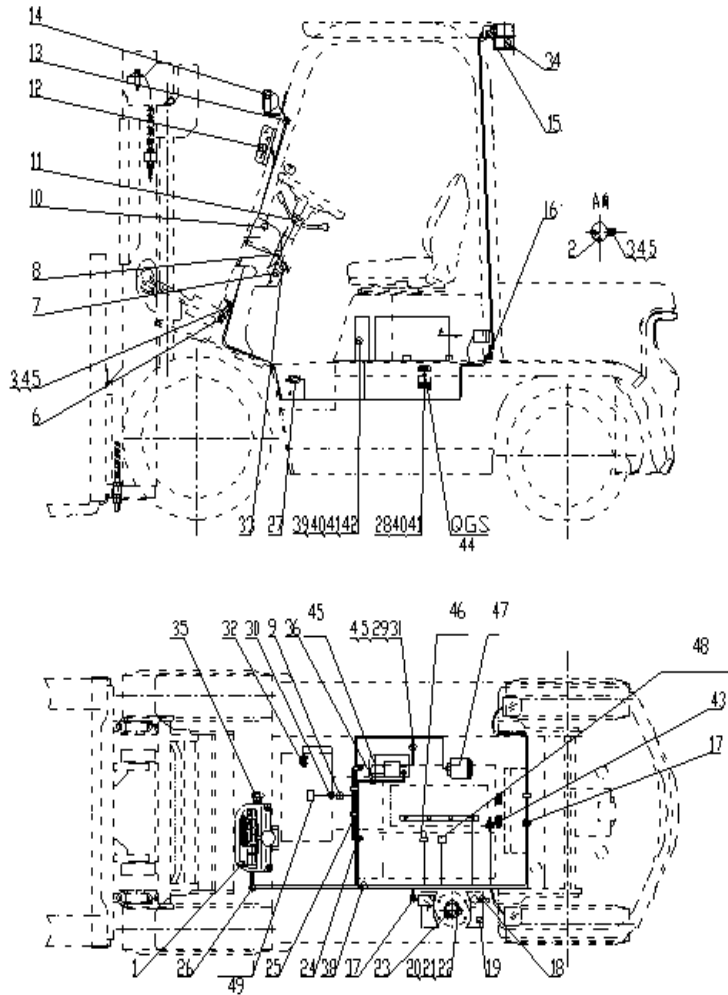
Ⓟ UT30/35P YAN (4TNE98) Ⓟ UT20/25P YAN (4TNE92)



ITEM	PART NO.	DESCRIPTION	QTY	REMARKS OR SERIAL NO.
1	SEE FIG.1	DASH DISPLAY	1	
2	66000575	BACKUP ALARM	1	≤12-31-2011
2	66009053	BACKUP ALARM	1	≥01-01-2012
3	66009016	BOLT M8X16	2	
4	66000065	WASHER 8	4	
5	66000163	WASHER 8	4	
6	66000573	HORN	1	SEE FIG.4
7	66009095	DASH PANELS	1	
8	66000470	SCREW COMPONENTS	7	
9	66011610	CABLE ASSY	1	≤06-05-2012
10	66009134	TIES	2	
11	SEE FIG.2	FWD/REV LEVERS	1	
12	SEE FIG.5	FRONT LIGHT-ASSY, SIDE	1	
13	66000570	GROMMET-FRONT LIGHT	2	
14	SEE FIG.5	FRONT LIGHT-ASSY,HEAD	1	

FIG.11 ELECTRICAL SYSTEM

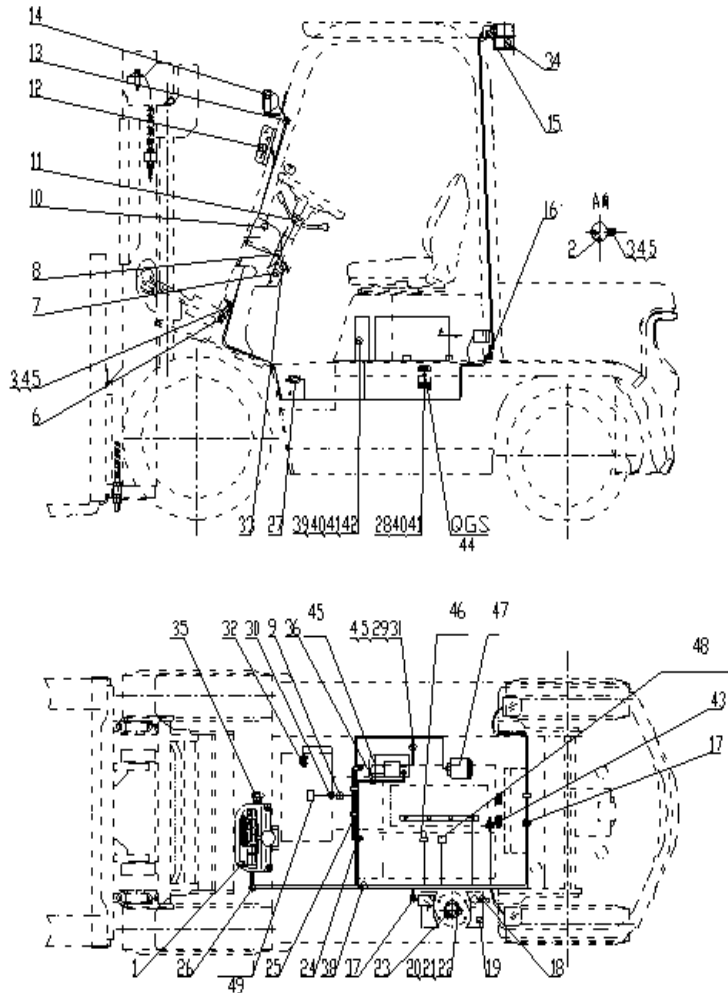
ⓑ UT30/35P YAN (4TNE98) ⓑ UT20/25P YAN (4TNE92)



ITEM	PART NO.	DESCRIPTION	QTY	REMARKS OR SERIAL NO.
15	SEE FIG 6	REAR LIGHT-ASSY	1	
16	66009111	GROMMET-REAR LIGHT	1	
17	66009133	TIES	2	
18	66000574	CABLE, BATTERY(-)	1	
19	66009035	BATTERY-LOW-MAINT.	1	12V 60Ah
20	66000063	WASHER 5	5	
21	66009014	SCREW M5X12	5	
22	66009018	WASHER 5	5	
23	66000713	FUEL SENSOR	1	≤12-31-2011
23	66009051	FUEL SENSOR	1	≥01-01-2012
24	66011553	CLAMP	1	
25	66005227	TIE DOWN	1	
26	66000314	MAIN WIRE-HARNESS	1	OVERHEAD GUARD
26	66011528	MAIN WIRE-HARNESS	1	CAB
27	66000576	SWITCH-BRAKE LIGHT	1	≤12-31-2011

FIG.11 ELECTRICAL SYSTEM

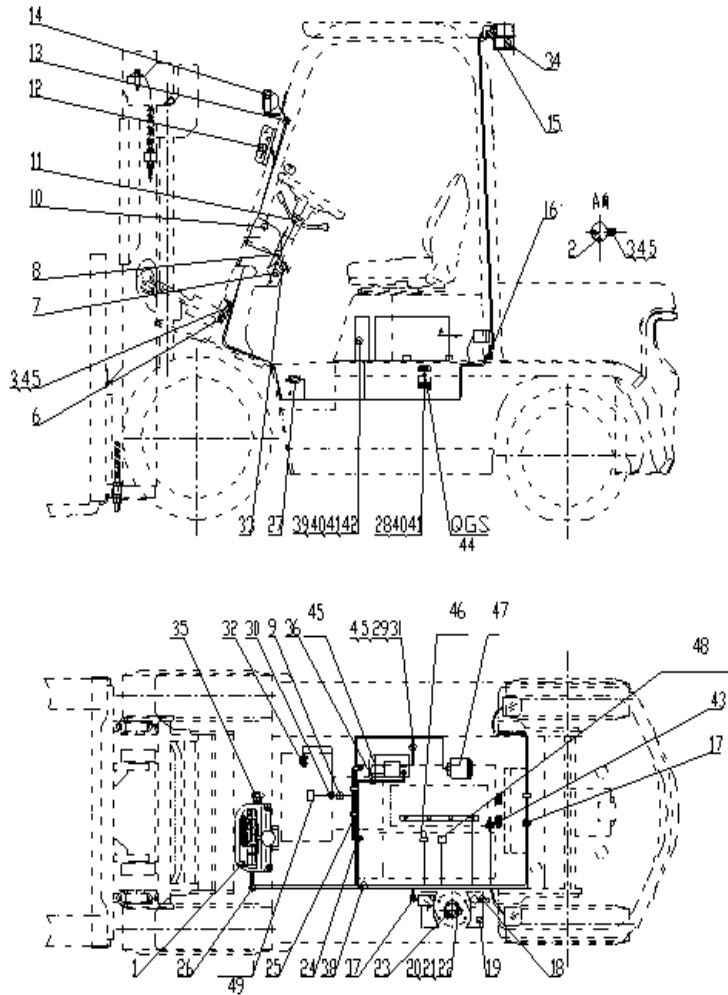
Ⓟ UT30/35P YAN (4TNE98) Ⓟ UT20/25P YAN (4TNE92)



ITEM	PART NO.	DESCRIPTION	QTY	REMARKS OR SERIAL NO.
27	66009054	SWITCH-BRAKE LIGHT	1	≥01-01-2012
28	66011494	BOLT M8X20	1	
29	66006414	GROUND WIRE-STARTER	1	
30	66009110	CLAMP	1	
31	66009016	BOLT M8X16	1	
32	66000827	SENSOR-TRANSMISSION OIL TEMP	1	≤12-31-2011
32	66009052	SENSOR-TRANSMISSION OIL TEMP	1	≥01-01-2012
33	66000193	LIGHT SWITCH	1	
34	SEE FIG 7	STROBE LIGHT ASSY	1	
35	66000013	EMERGENCY STOP SWITCH	1	CE-FOR EUROPEAN ECONOMIC AREA ≤06-05-2012
36	66000787	CABLE-POWER SWITCH TO STARTER	1	CE-FOR EUROPEAN ECONOMIC AREA ≤06-05-2012
37	66000800	CABLE-BATTERY TO POWER SWITCH	1	CE-FOR EUROPEAN ECONOMIC AREA ≤06-05-2012
38	66009085	CABLE-BATTERY(+)	1	NOT CE APPROVED
39	66009015	SCREW M6X30	4	
40	66001064	WASHER 6	4	

FIG.11 ELECTRICAL SYSTEM

Ⓟ UT30/35P YAN (4TNE98) Ⓟ UT20/25P YAN (4TNE92)



ITEM	PART NO.	DESCRIPTION	QTY	REMARKS OR SERIAL NO.
41	66000064	WASHER 6	4	
42	SEE FIG.3	FUSE BOX	1	SEE FIG. 3
43	66009036	WATER TEMP SENSOR	1	
44	SEE ENGINE	QGS CONTROLLER	1	SUPPLIED BY ENGINE
45	SEE ENGINE	STARTER	1	SUPPLIED BY ENGINE
46	SEE ENGINE	HYDRAULIC OIL ALARM	1	SUPPLIED BY ENGINE
47	SEE ENGINE	ALTERNATOR	1	SUPPLIED BY ENGINE
48	SEE ENGINE	FUEL DISCONNECT SWITCH	1	SUPPLIED BY ENGINE
49	SEE XMSN	ELECTROMAGNETIC REVERSING VALVES	1	SUPPLIED BY TRANSMISSION BOX

FIG.11-1 ELECTRICAL SYSTEM
(OPERATOR PRESENCE)

ⓑ UT30/35P YAN (4TNE98) ⓑ UT20/25P YAN (4TNE92)

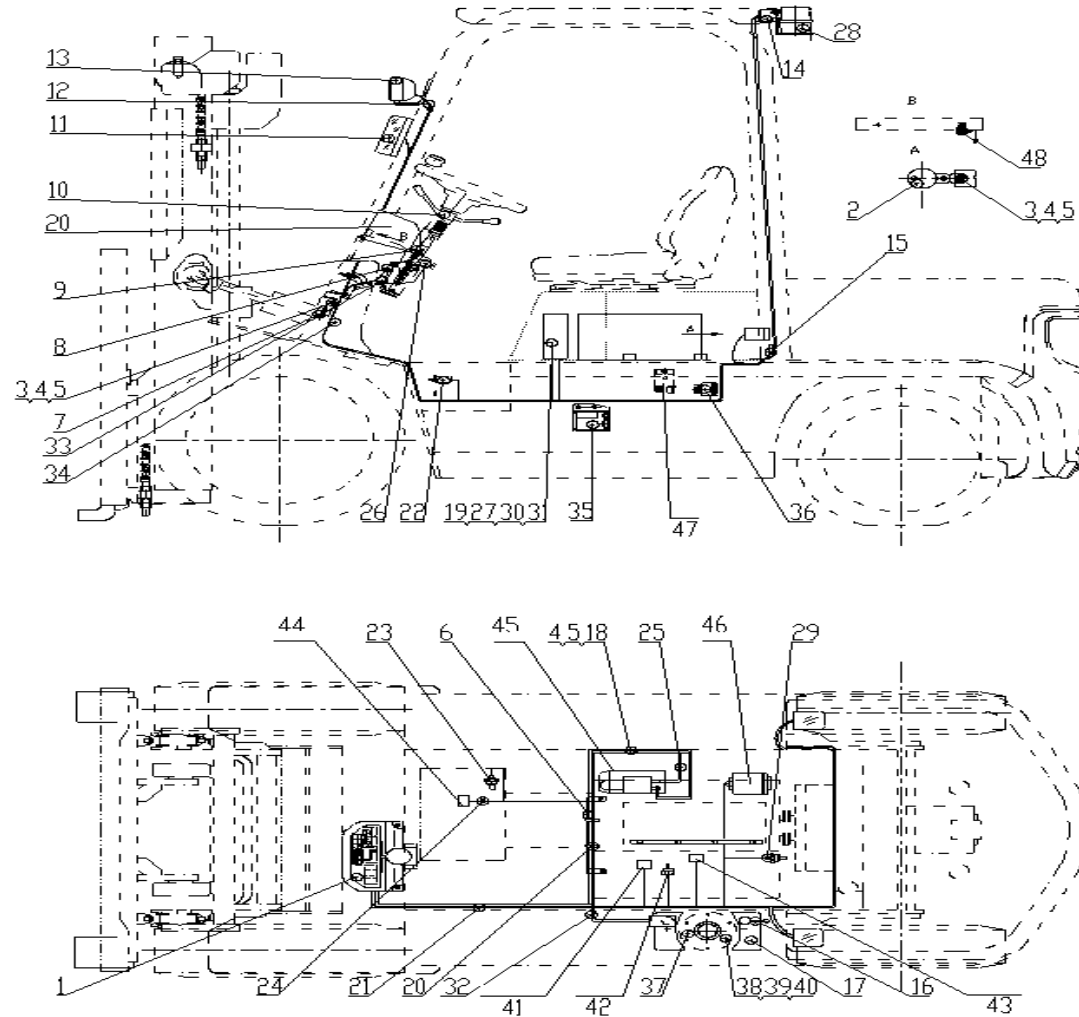
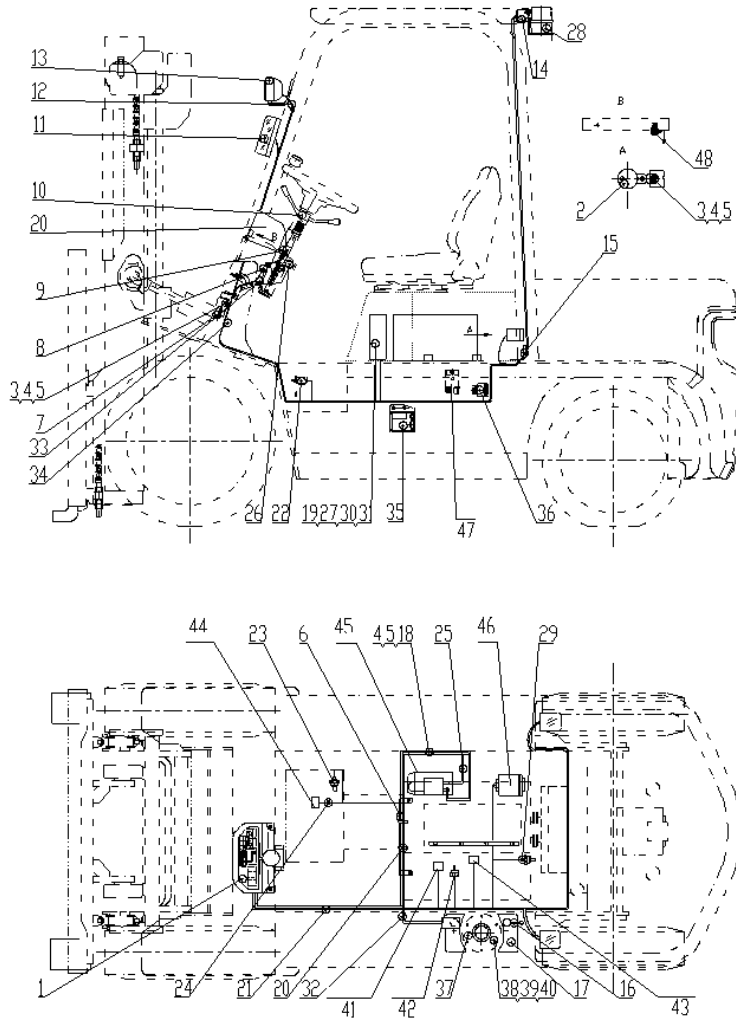


FIG.11-1 ELECTRICAL SYSTEM
(OPERATOR PRESENCE)

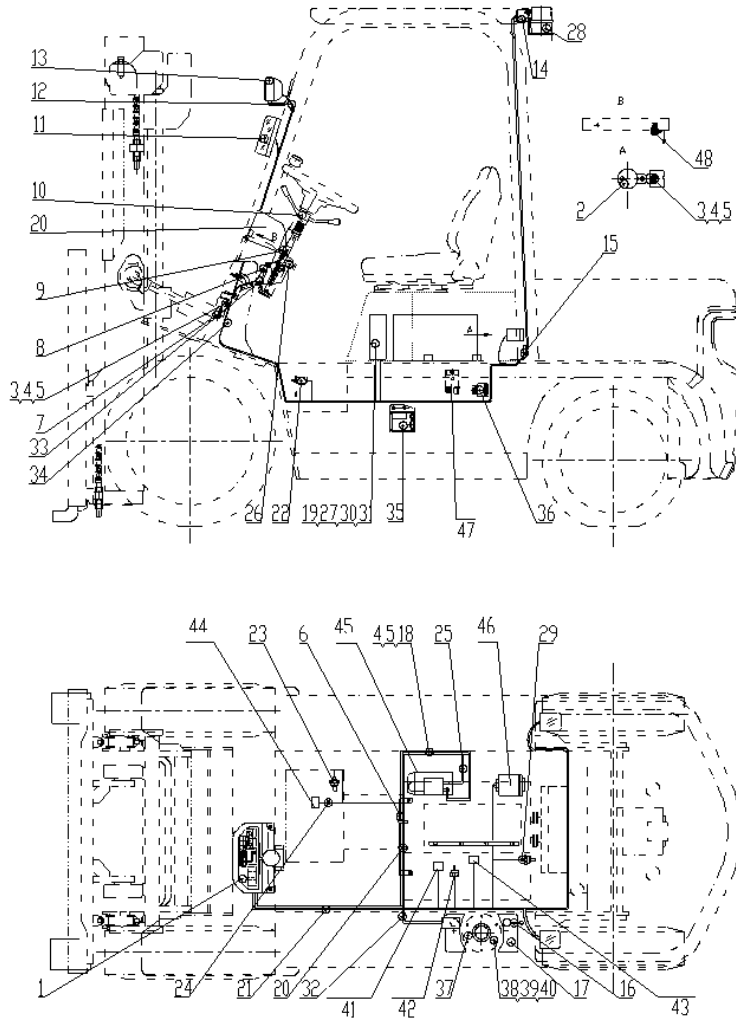
ⓑ UT30/35P YAN (4TNE98) ⓑ UT20/25P YAN (4TNE92)



ITEM	PART NO.	DESCRIPTION	QTY	REMARKS OR SERIAL NO.
1	SEE FIG.8	DASH DISPLAY	1	
2	66009053	BACKUP ALARM	1	
3	66009016	BOLT M8X16	2	
4	66000065	WASHER 8	4	
5	66000163	WASHER 8	4	
6	66000573	HORN	1	SEE FIG.4
7	66009095	DASH PANELS	1	
8	66000470	SCREW COMPONENTS	7	
9	66009134	TIES	2	OPTIONAL: 66009133
10	SEE FIG.2	FWD/REV LEVERS	1	
11	SEE FIG.5	FRONT LIGHT-ASSY, SIDE	1	
12	66000570	GROMMET-FRONT LIGHT	2	
13	SEE FIG.5	FRONT LIGHT-ASSY, HEAD	1	
14	SEE FIG.6	REAR LIGHT-ASSY	1	
15	66009111	GROMMET-REAR LIGHT	1	

FIG.11-1 ELECTRICAL SYSTEM
(OPERATOR PRESENCE)

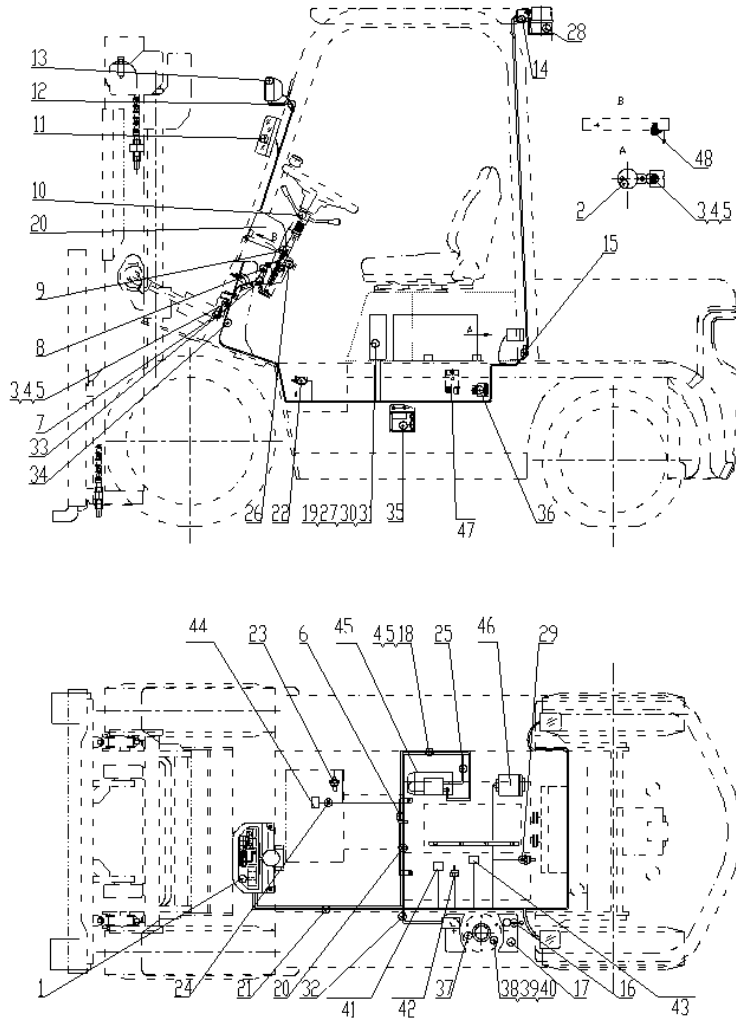
Ⓟ UT30/35P YAN (4TNE98) Ⓟ UT20/25P YAN (4TNE92)



ITEM	PART NO.	DESCRIPTION	QTY	REMARKS OR SERIAL NO.
16	66000574	CABLE-BATTERY(-)	1	
17	66009035	BATTERY-LOW-MAINT.	1	12V 60Ah
18	66009016	BOLT M8X16	1	
19	66009015	SCREW M6X30	4	
20	66009133	TIES	2	OPTIONAL:66009134
21	66009037	MAIN WIRE-HARNESS	1	≤01-10-2014 OVERHEAD GUARD
21	66300164	MAIN WIRE-HARNESS	1	≥01-10-2014 OVERHEAD GUARD
21	66011529	MAIN WIRE-HARNESS	1	≤01-10-2014 CAB
21	66300165	MAIN WIRE-HARNESS	1	≥01-10-2014 CAB
22	66009054	SWITCH-BRAKE LIGHT	1	
23	66009052	SENSOR-TRANSMISSION OIL TEMP	1	
24	66009110	CLAMP	1	
25	66006414	STARTER-GROUND WIRE	1	
26	66000193	LIGHT SWITCH	1	
27	66001064	WASHER 6	4	

**FIG.11-1 ELECTRICAL SYSTEM
(OPERATOR PRESENCE)**

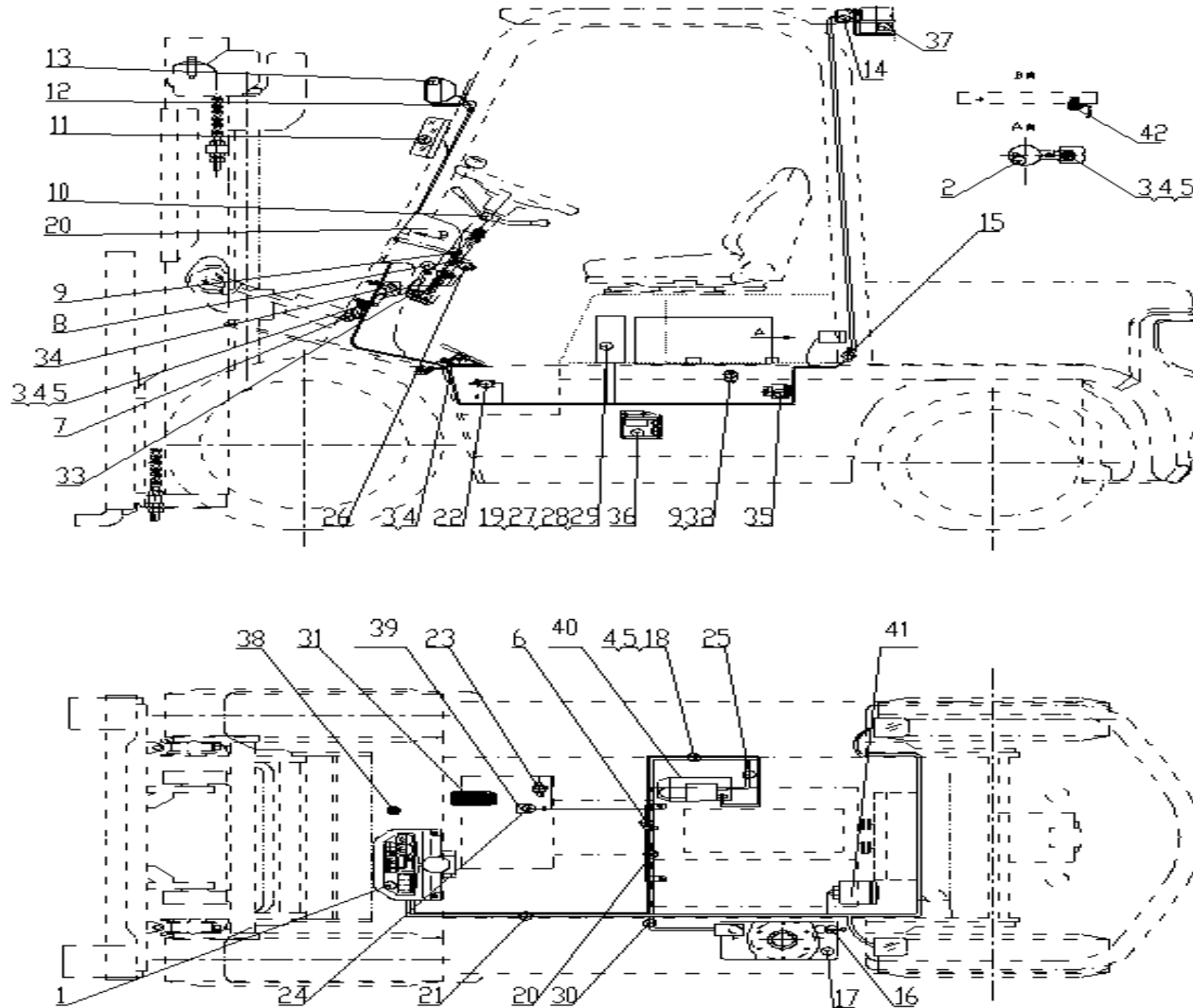
Ⓟ UT30/35P YAN (4TNE98) Ⓟ UT20/25P YAN (4TNE92)



ITEM	PART NO.	DESCRIPTION	QTY	REMARKS OR SERIAL NO.
28	SEE FIG.7	STROBE LIGHT ASSY	1	
29	66009036	WATER TEMP SENSOR	1	
30	SEE FIG.9	FUSE BOX	1	
31	66000064	WASHER 6	4	
32	66009085	CABLE, BATTERY(+)	1	
33	66009048	SWITCH-HAND BRAKE	1	SEE FIG.15
34	66009044	WIRE HARNESS	1	
35	SEE FIG.10-2	OPERATOR PRESENCE CONTROLLER	1	
36	66009045	ALARM	1	≤1-10-2014
37	66009051	FUEL SENSOR	1	
38	66000063	WASHER 5	5	
39	66009014	SCREW M5X12	5	
40	66009018	WASHER 5	5	
41	SEE ENGINE	OIL-WATER SEPARATOR ALARM	1	SUPPLIED BY ENGINE
42	SEE ENGINE	HYDRAULIC OIL ALARM	1	SUPPLIED BY ENGINE

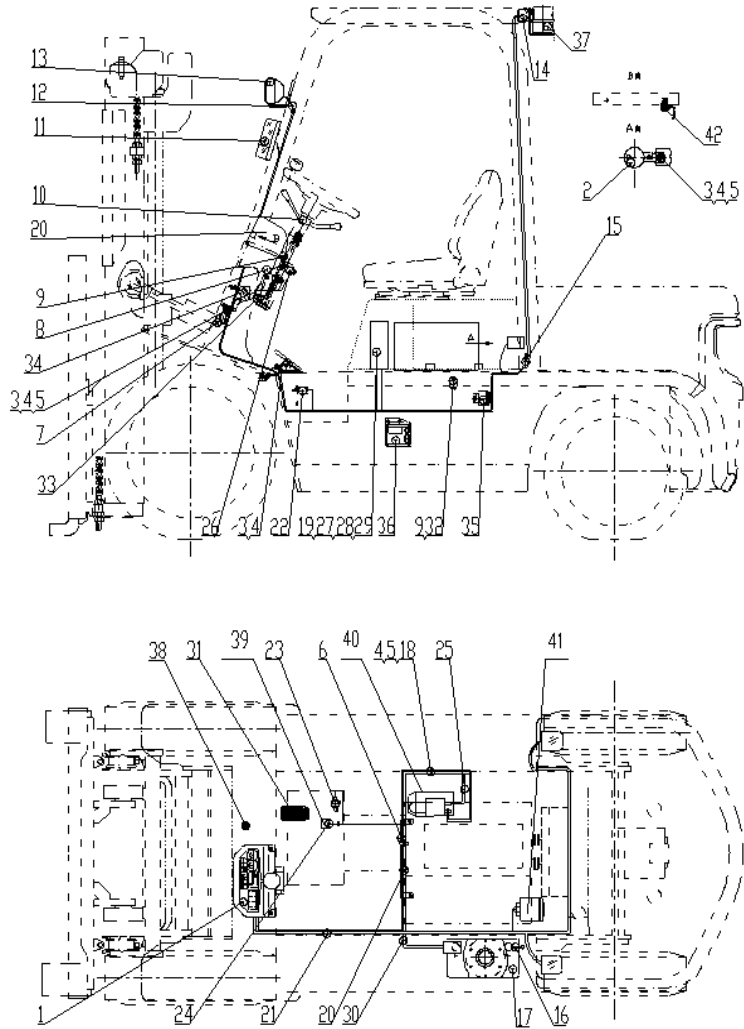
FIG.12 ELECTRICAL SYSTEM
(OPERATOR PRESENCE)

- Ⓒ UT20/35P MAZ LPG Ⓓ UT20/35P MAZ DF
- Ⓔ UT20/35P PSI LPG Ⓕ UT20/35P PSI LPG HTR
- Ⓖ UT20/35P PSI DF Ⓖ UT20/35P PSI DF HTR



**FIG.12 ELECTRICAL SYSTEM
(OPERATOR PRESENCE)**

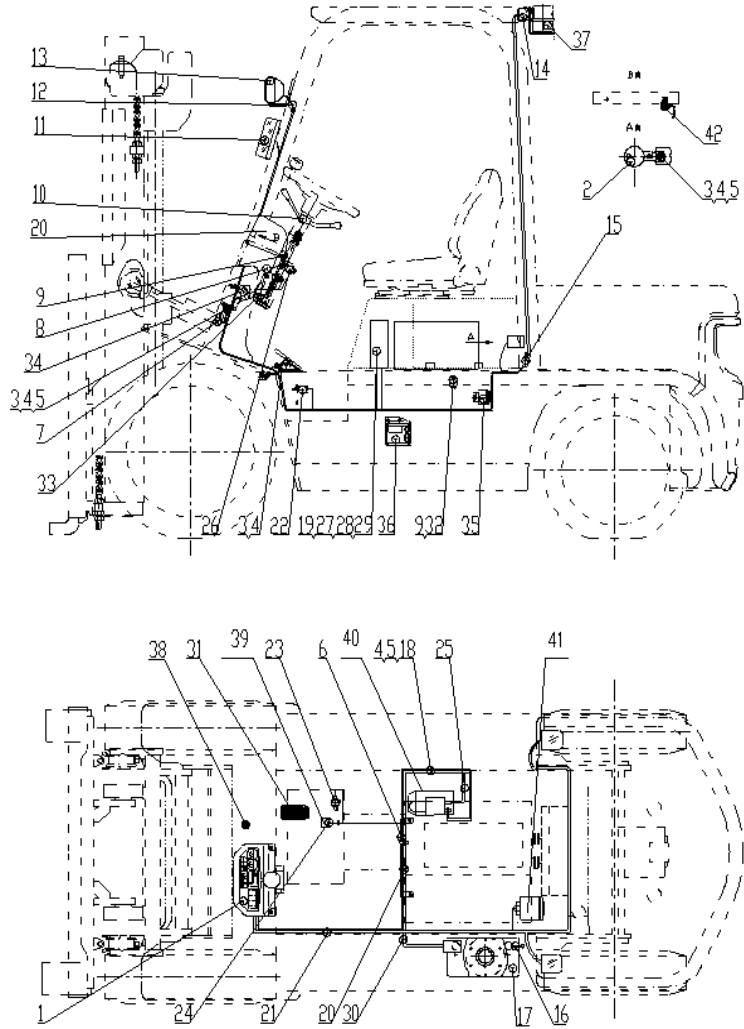
Ⓒ UT20/35P MAZ LPG Ⓒ UT20/35P MAZ DF
 Ⓓ UT20/35P PSI LPG Ⓔ UT20/35P PSI LPG HTR
 Ⓙ UT20/35P PSI DF Ⓚ UT20/35P PSI DF HTR



ITEM	PART NO.	DESCRIPTION	QTY	REMARKS OR SERIAL NO.
1	SEE FIG.8	DASH DISPLAY	1	SEE FIG.8
2	66009053	BACKUP ALARM	1	
3	66009016	BOLT M8X16	2	
4	66000065	WASHER 8	4	
5	66000163	WASHER 8	4	
6	66009046	CLAMP	1	
7	SEE FIG.4	HORN	1	
8	66009095	DASH PANELS	1	
9	66000470	SCREW COMPONENTS	7	
10	SEE FIG.2	FWD/REV LEVERS	1	
11	SEE FIG.5	FRONT LIGHT-ASSY, SIDE	1	
12	66000570	GROMMET-FRONT LIGHT	2	
13	SEE FIG.5	FRONT LIGHT-ASSY, HEAD	1	
14	SEE FIG.6	REAR LIGHT-ASSY	1	
15	66009111	GROMMET-REAR LIGHT	1	

**FIG.12 ELECTRICAL SYSTEM
(OPERATOR PRESENCE)**

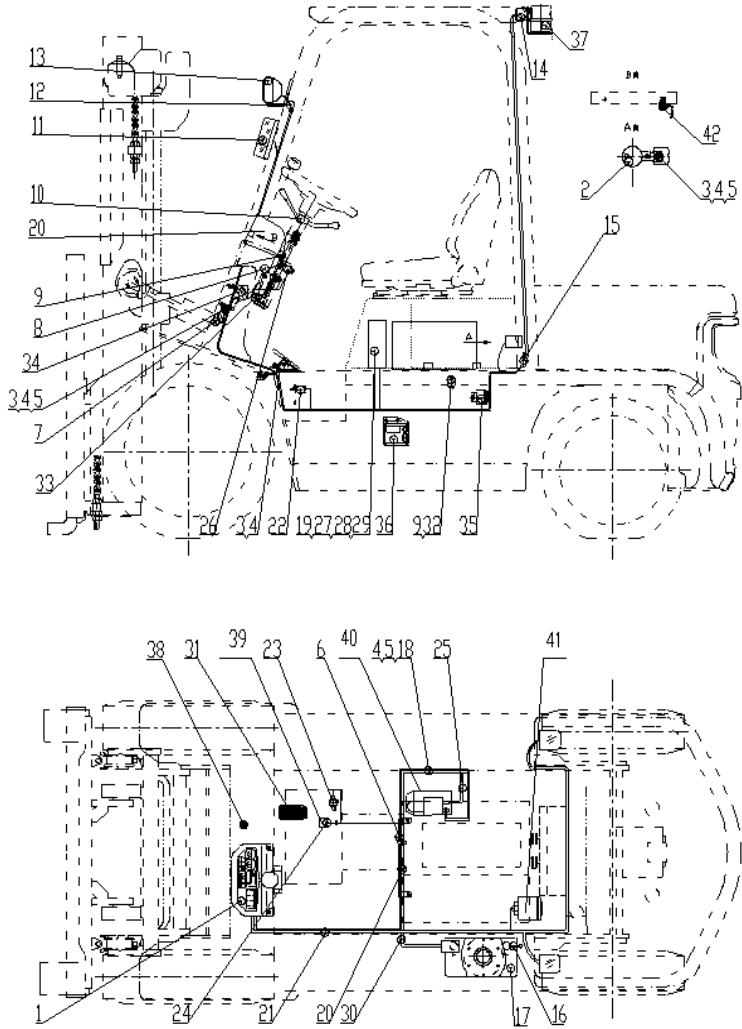
© UT20/35P MAZ LPG © UT20/35P MAZ DF
 ① UT20/35P PSI LPG ⑩ UT20/35P PSI LPG HTR
 ② UT20/35P PSI DF ⑪ UT20/35P PSI DF HTR



ITEM	PART NO.	DESCRIPTION	QTY	REMARKS OR SERIAL NO.
16	66000574	CABLE, BATTERY(-)	1	
17	66009142	BATTERY-MAINTENANCE FREE	1	12V 45Ah
18	66009016	BOLT M8X16	1	
19	66009015	SCREW M6X30	4	
20	66009134	TIES	6	
21	66009143	MAIN WIRE-HARNESS	1	© ① ≤01-10-2014 OVERHEAD GUARD
21	66300166	MAIN WIRE-HARNESS	1	© ① >01-10-2014 OVERHEAD GUARD
21	66011539	MAIN WIRE-HARNESS	1	© ① ≤01-10-2014 CAB
21	66300167	MAIN WIRE-HARNESS	1	© ① >01-10-2014 CAB
21	66300863	MAIN WIRE-HARNESS	1	① ⑩ ② ⑪ OVERHEAD GUARD
21	66301186	MAIN WIRE-HARNESS	1	① ⑩ ② ⑪ CAB
22	66009054	SWITCH-BRAKE LIGHT	1	
23	66009052	SENSOR-TRANSMISSION OIL TEMP	1	
24	66009110	CLAMP	1	
25	66006414	GROUND WIRE-STARTER	1	

**FIG.12 ELECTRICAL SYSTEM
(OPERATOR PRESENCE)**

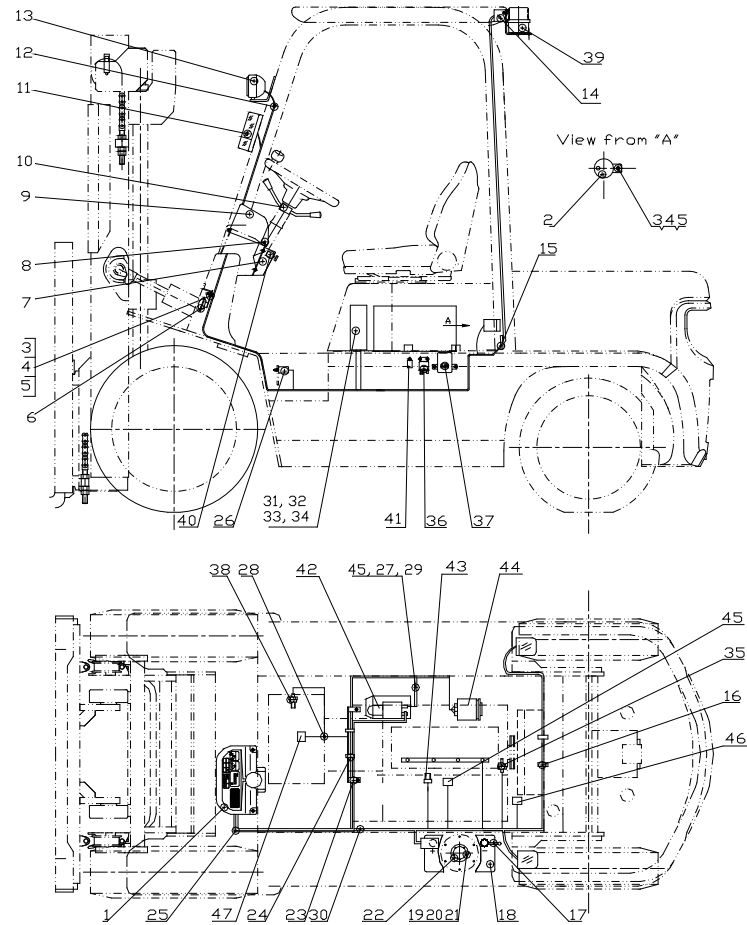
Ⓒ UT20/35P MAZ LPG Ⓒ UT20/35P MAZ DF
 Ⓘ UT20/35P PSI LPG Ⓙ UT20/35P PSI LPG HTR
 ⓙ UT20/35P PSI DF ⓚ UT20/35P PSI DF HTR



ITEM	PART NO.	DESCRIPTION	QTY	REMARKS OR SERIAL NO.
26	66000193	LIGHT SWITCH	1	
27	66001064	WASHER 6	4	
28	SEE FIG.9	CONTROL BOX	1	
29	66000064	WASHER 6	4	
30	66009085	CABLE, BATTERY(+)	1	
31	66009043	ACCELERATOR PEDAL-ELECTRONIC	1	Ⓒ Ⓒ
31	66301160	ACCELERATOR PEDAL	1	Ⓘ Ⓙ ⓙ ⓚ
32	66009097	RELAY-UNIVERSAL	1	
33	66009048	SWITCH-HAND BRAKE	1	SEE FIG.15
34	66009044	WIRE HARNESS	1	
35	66009045	ALARM	1	≤01-10-2014
36	SEE FIG.10-2	OPERATOR PRESENCE CONTROLLER	1	
37	SEE FIG.7	WARNING LIGHT ASSY	1	
38	66009107	LPG/GAS SWITCH	1	Ⓒ ⓙ ⓚ DUAL-FUEL FORKLIFT
39	SEE XMSN	ELECTROMAGNETIC REVERSING VALVES	1	SUPPLIED BY TRANSMISSION BOX

FIG.13 ELECTRICAL SYSTEM

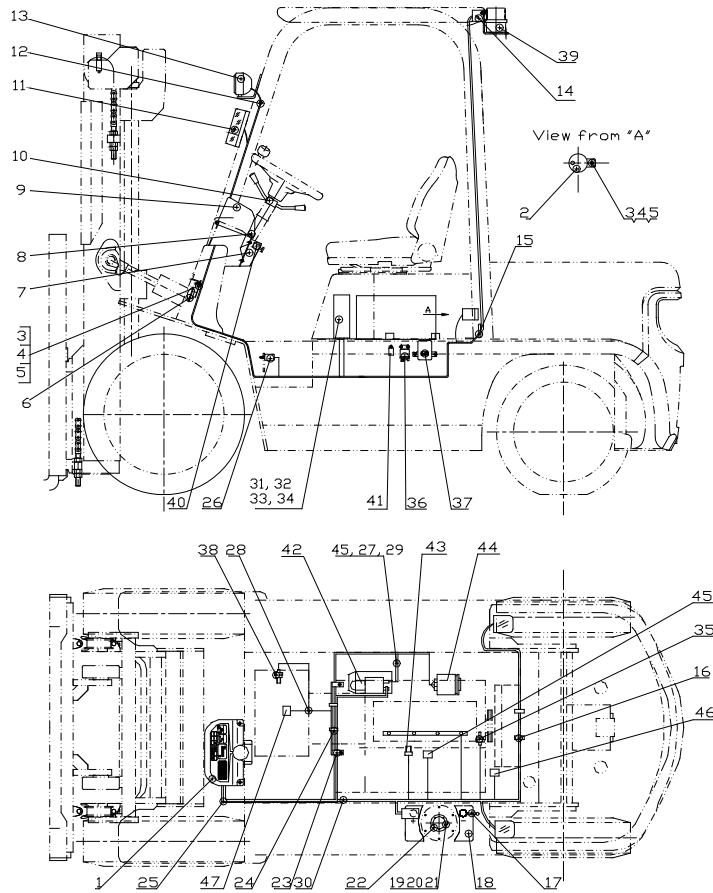
Ⓐ UT30/35P YAN (4TNV94)



ITEM	PART NO.	DESCRIPTION	QTY	REMARKS OR SERIAL NO.
1	SEE FIG.1	INSTRUMENT ASSY	1	
2	66009053	BACKUP BUZZER	1	
3	66009016	BOLT M8x16	2	
4	66000065	WASHER 8	4	
5	66000163	WASHER 8	4	
6	SEE FIG. 2	HORN	1	
7	66009095	DASHBOARD PANELS	1	
8	66000470	SCREW ASSY	7	
9	66009134	TIES	2	
10	SEE FIG. 7	COMBINATION SWITCH ASSY	1	
11	SEE FIG.5	FRONT LAMP-ASSY SIDE	1	
12	66000570	GROMMET-FRONT LIGHT	2	
13	SEE FIG. 5	FRONT LAMP-ASSY HEAD	1	
14	SEE FIG. 6	REAR LAMP-ASSY	1	
15	66009111	GROMMET-REAR LIGHT	1	

FIG.13 ELECTRICAL SYSTEM

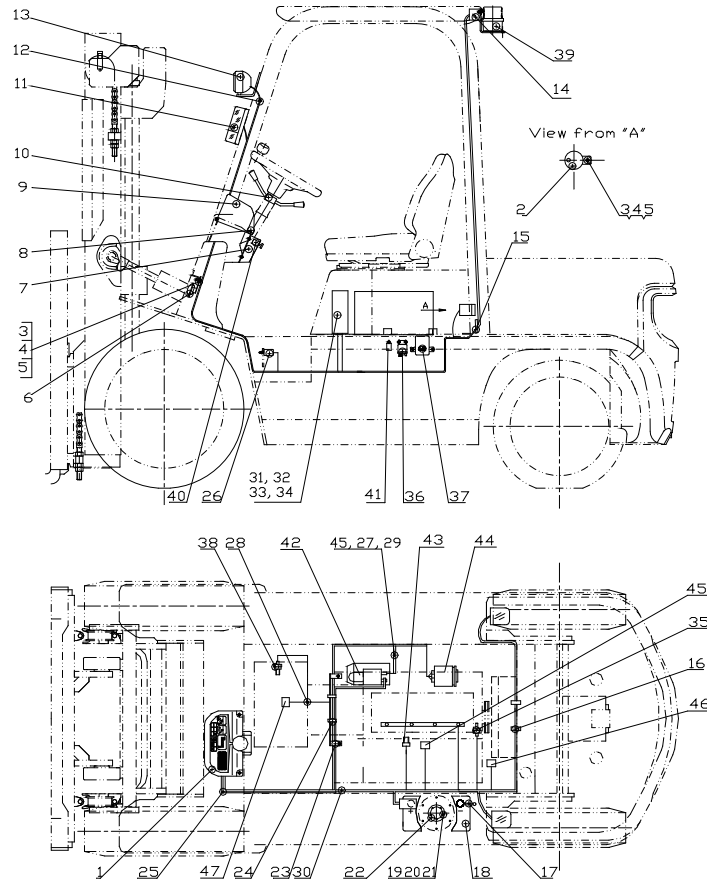
Ⓐ UT30/35P YAN (4TNV94)



ITEM	PART NO.	DESCRIPTION	QTY	REMARKS OR SERIAL NO.
16	66009133	TIES	2	
17	66000574	CABLE, BATTERY(-)	1	
18	66009035	BATTERY-LOW MAINTENANCE	1	12V 90Ah
19	66000063	WASHER 5	5	
20	66009014	SCREW M5X12	5	
21	66009018	WASHER 5	5	
22	66009051	FUEL SENSOR	1	
23	66011553	CLAMP	1	
24	66003770	WIRE TIE	1	
25	66300587	WIRE-HARNES	1	
26	66009054	SWITCH-BRAKE LIGHT	1	
27	66006414	GROUND WIRE-STARTER	1	
28	66009110	WIRE CLIP	1	
29	66000115	BOLT M8X16	1	
30	66009085	CABLE-BATTERY(+)	1	

FIG.13 ELECTRICAL SYSTEM

Ⓐ UT30/35P YAN (4TNV94)



ITEM	PART NO.	DESCRIPTION	QTY	REMARKS OR SERIAL NO.
31	66000112	BOLT M6X30	4	
32	66001064	WASHER 6	5	
33	66000064	WASHER 6	5	
34	SEE FIG. 3	CONTROL BOX	1	
35	66009036	WATER TEMP SENSOR	1	
36	66300589	PREHEAT RELAY	1	
37	66300588	PREHEAT TIMER 12V	1	
38	66009052	SENSOR-TRANSMISSION OIL TEMP	1	
39	SEE FIG. 7	WARNING LIGHT ASSY	1	
40	66000193	LAMP SWITCH	1	
41	NO PART NO.	TIME RELAY	1	SEE ENGINE SECTION
42	NO PART NO.	STARTER	1	SEE ENGINE SECTION
43	NO PART NO.	HYDRAULIC OIL ALARM	1	SEE ENGINE SECTION
44	NO PART NO.	ALTERNATOR	1	SEE ENGINE SECTION
45	NO PART NO.	FUEL DISCONNECTING SWITCH	1	SEE ENGINE SECTION

FIG.14 ELECTRICAL SYSTEM

© UT20/35P XIN (A490BPG)

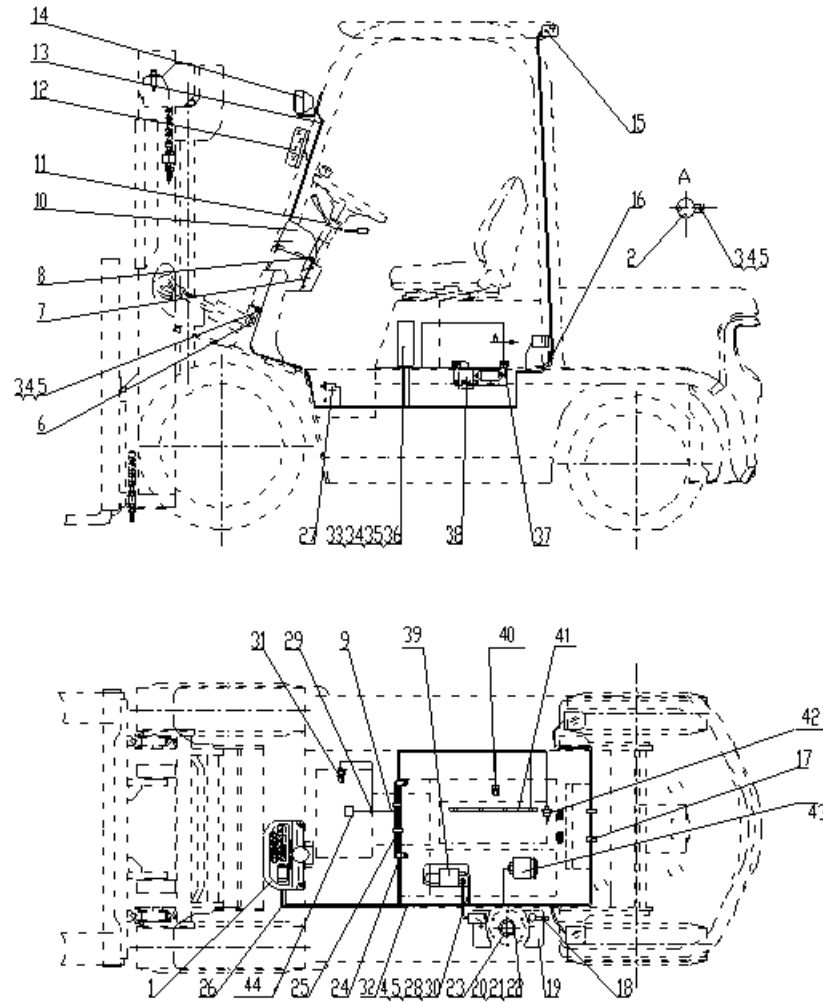
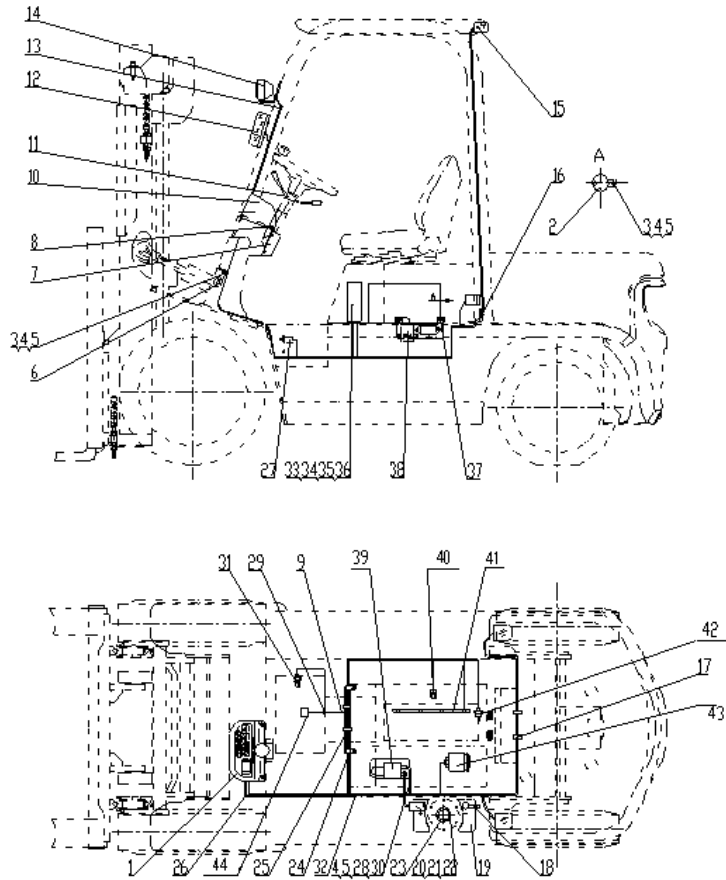


FIG.14 ELECTRICAL SYSTEM

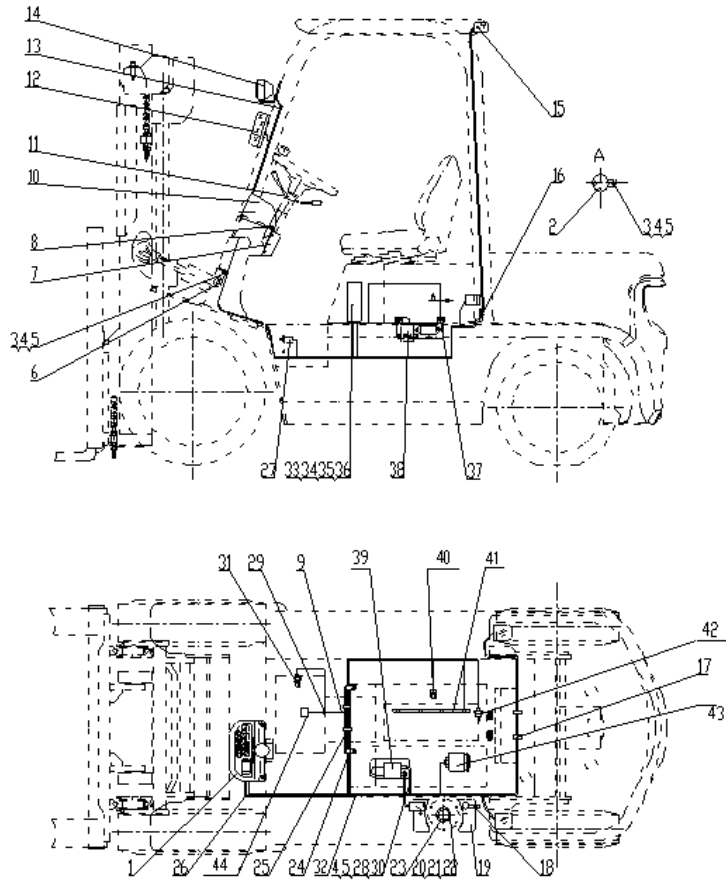
© UT20/35P XIN (A490BPG)



ITEM	PART NO.	DESCRIPTION	QTY	REMARKS OR SERIAL NO.
1	SEE FIG.1	DASH DISPLAY	1	SEE FIG.1
2	66009053	BACKUP ALARM	1	
3	66009016	BOLT M8X16	2	
4	66000065	WASHER 8	4	
5	66000163	WASHER 8	4	
6	66000573	HORN	1	SEE FIG.4
7	66009095	DASH PANELS	1	
8	66000470	SCREW COMPONENTS	7	
9	NOT USED ON THIS TRUCK	CABLE ASSY	1	
10	66009134	TIES	2	
11	SEE FIG.2	FWD/REV LEVERS	1	
12	SEE FIG.5	FRONT LIGHT-ASSY, SIDE	1	
13	66000570	GROMMET-FRONT LIGHT	2	
14	SEE FIG.5	FRONT LIGHT-ASSY,HEAD	1	
15	SEE FIG.6	REAR LIGHT-ASSY	1	

FIG.14 ELECTRICAL SYSTEM

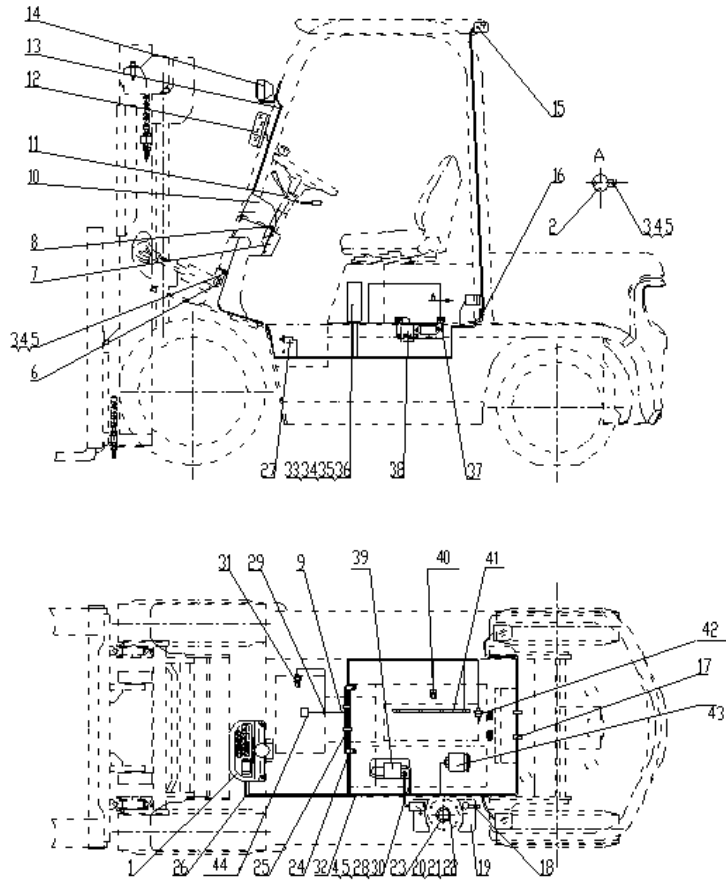
© UT20/35P XIN (A490BPG)



ITEM	PART NO.	DESCRIPTION	QTY	REMARKS OR SERIAL NO.
16	66009111	GROMMET-REAR LIGHT	1	
17	66009133	TIES	2	
18	66000574	CABLE-BATTERY(-)	1	
19	66009035	BATTERY-LOW MAINT	1	12V 60AH
20	66000063	WASHER 5	5	
21	66009014	SCREW M5X12	5	
22	66009018	WASHER 5	5	
23	66009051	FUEL SENSOR	1	
24	66011553	CLAMP	1	
25	66003770	WIRE TIE	2	
26	66301008	MAIN WIRE-HARNESS	1	
27	66009054	SWITCH-BRAKE LIGHT	1	
28	66006414	GROUND WIRE-STARTER	1	
29	66009110	CLAMP	1	
30	66000115	BOLT M8X16	1	

FIG.14 ELECTRICAL SYSTEM

© UT20/35P XIN (A490BPG)



ITEM	PART NO.	DESCRIPTION	QTY	REMARKS OR SERIAL NO.
31	66009052	SENSOR-TRANSMISSION OIL TEMP	1	
32	66300992	CABLE-BATTERY (+)	1	
33	66300975	SCREW M6X30	4	
34	66001064	WASHER 6	4	
35	66000064	WASHER 6	4	
36	SEE FIG.3	FUSE BOX	1	
37	66301007	VOLTAGE REGULATOR	1	
38	66300588	TIMER-PREHEAT-12V	1	
39	SEE ENGINE	STARTER	1	SUPPLIED BY ENGINE
40	SEE ENGINE	HYDRAULIC OIL ALARM	1	SUPPLIED BY ENGINE
41	SEE ENGINE	GLOW PLUG	1	SUPPLIED BY ENGINE
42	SEE ENGINE	WATER TEMP SENSOR	1	SUPPLIED BY ENGINE
43	SEE ENGINE	ALTERNATOR	1	SUPPLIED BY ENGINE
44	SEE XMSN	ELECTROMAGNETIC REVERSING VALVES	1	SUPPLIED BY TRANSMISSION BOX

PART VIII CAB SYSTEM CONTENTS

ITEM	DESCRIPTION	SERIAL NO.	PAGE
FIG.1	OVERVIEW OF CAB	ALL MODELS OF TRUCK	8-1
FIG.2	FRAME SYSTEM	ALL MODELS OF TRUCK	8-2
FIG.2-1	FRAME SYSTEM	ALL MODELS OF TRUCK	8-3
FIG.2-2	FRAME SYSTEM	ALL MODELS OF TRUCK	8-4
FIG.3	TOP WINDOWS SYSTEM	ALL MODELS OF TRUCK	8-8
FIG.4	FRONT WINDOWS SYSTEM	ALL MODELS OF TRUCK	8-10
FIG.5	LEFT DOOR SYSTEM	ALL MODELS OF TRUCK	8-13
FIG.6	RIGHT DOOR SYSTEM	ALL MODELS OF TRUCK	8-16
FIG.7	REAR WINDOWS SYSTEM	ALL MODELS OF TRUCK	8-19
FIG.8	WIPER BOTTLE ASSY (CE ONLY)	ALL MODELS OF TRUCK	8-23
FIG.9	HEATER (NON CE)	ALL MODELS OF TRUCK	8-24
FIG.10	HEATER (CE)	ALL MODELS OF TRUCK	8-25

NOTE: ALL OF THE CAB SECTION APPLIES TO 1.5T-3.5 T INTERNAL COMBUSTION TRUCKS, THE HEIGHTS OF OVERHEAD GUARD ARE 40MM HIGHER THAN STANDARD, REFERRED TO AS HIGHER TYPE.

FIG.1 OVER VIEW OF CAB

ALL MODELS OF TRUCK



FIG.2 FRAME SYSTEM

ALL MODELS OF TRUCK

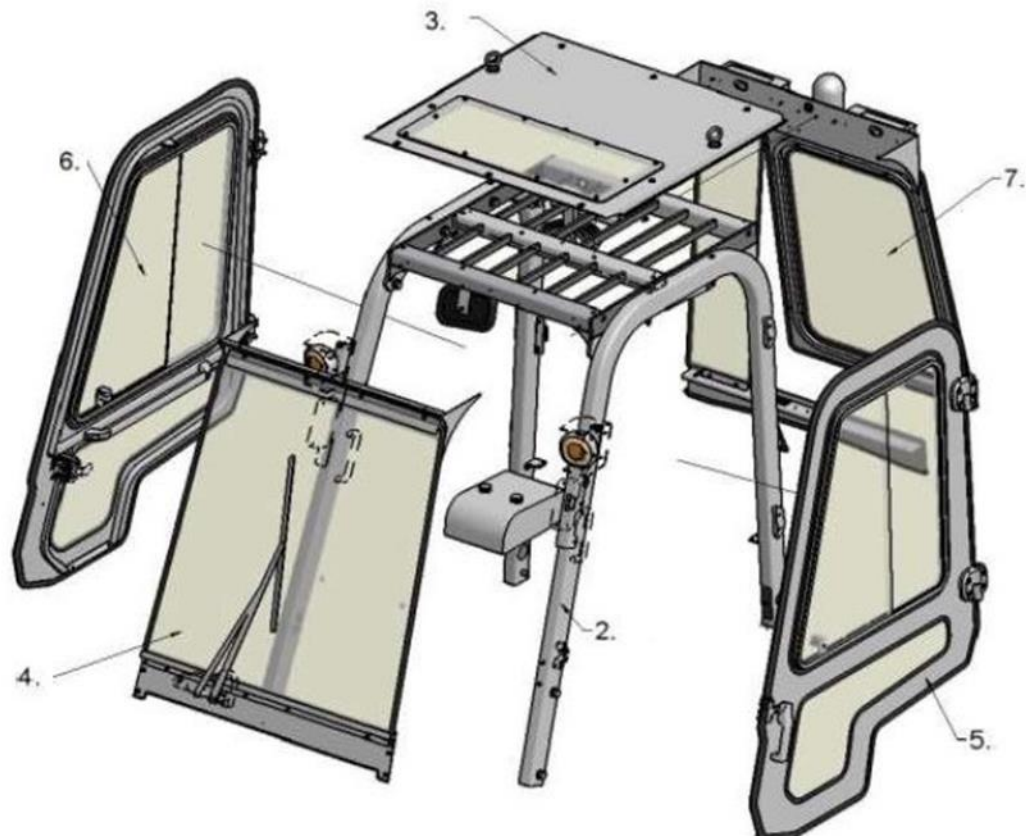


FIG.2-1 FRAME SYSTEM

ALL MODELS OF TRUCK

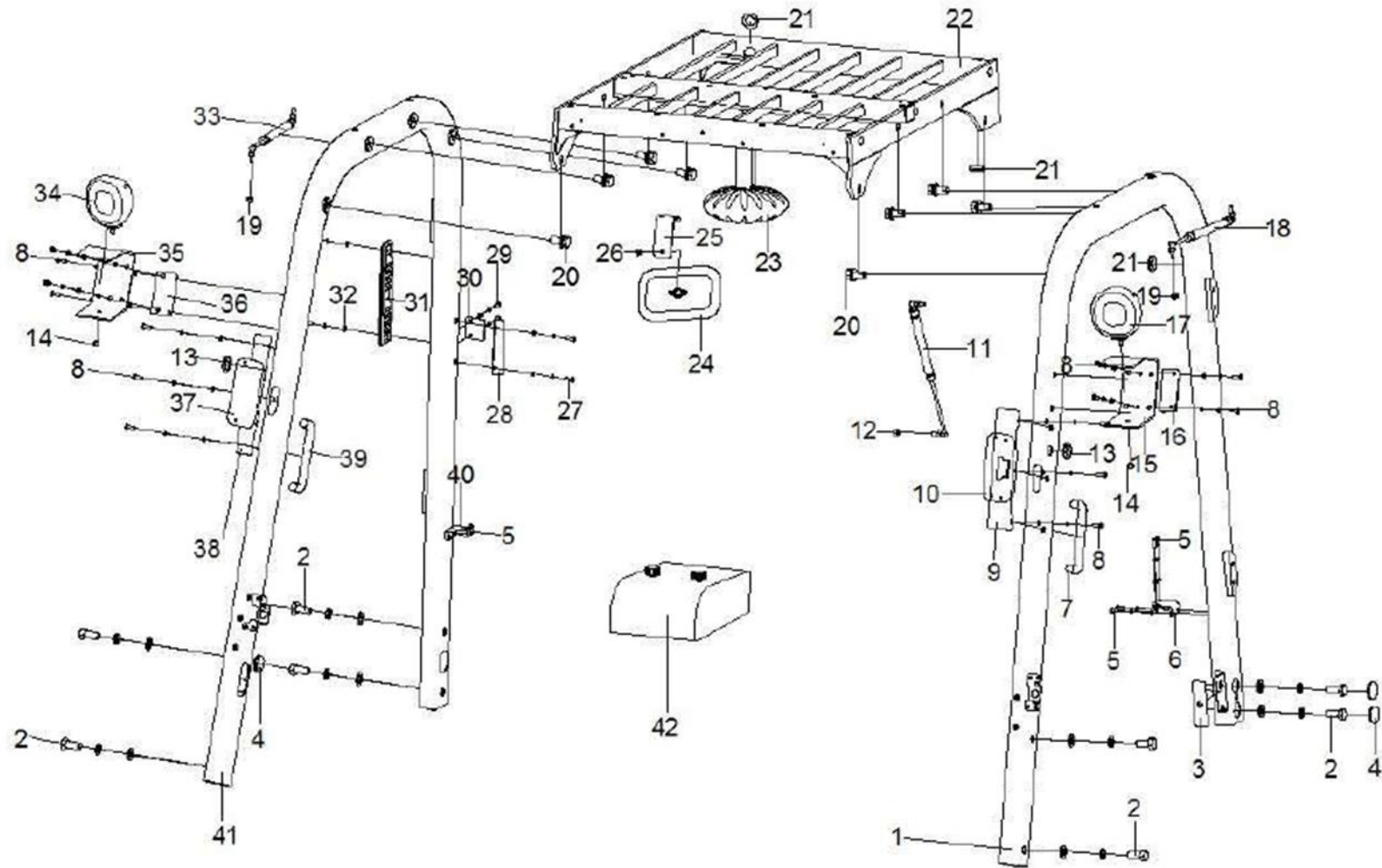


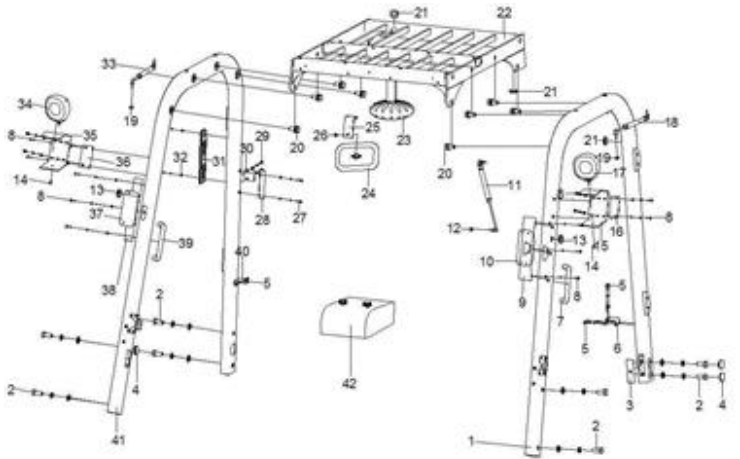
FIG.2-2 FRAME SYSTEM		ALL MODELS OF TRUCK				
		ITEM	PART NO.	DESCRIPTION	QTY	REMARKS OR SERIAL NO.
		1	66000249	LEFT LEG ASSY	1	NOT CE APPROVED
		1	66000248	LEFT LEG ASSY	1	CE-FOR EUROPEAN ECONOMIC AREA
		2	66000583	BOLT M16X1.5X40	8	
		2	66000028	SPRING PADS M16	8	
		2	66000034	FLAT WASHERS C16	8	
		3	66000571	GROMMET	1	
		4	66000582	PLUG	4	
		5	66000021	SCREW M6X12	8	
		5	66000030	SPRING PADS M6	8	
		5	66000036	FLAT WASHERS C6	8	
		6	66000225	REAR PLATE	1	
		7	66013273	HANDLE	1	
		8	66000021	SCREW M6X12	14	
		8	66000030	SPRING PADS M6	14	
8	66000036	FLAT WASHERS C6	14			

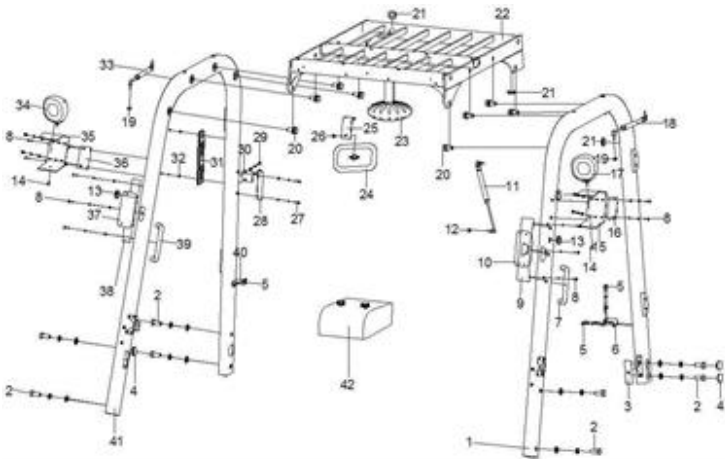
FIG.2-2 FRAME SYSTEM	ALL MODELS OF TRUCK				
	ITEM	PART NO.	DESCRIPTION	QTY	REMARKS OR SERIAL NO.
	9	66000220	COVER PLATE	1	
	10	66009789	FRONT LIGHT	1	
	11	66011613	GAS SPRING	1	
	12	66000016	NUT M8	1	
	13	66000570	GROMMET-FRONT LIGHT	2	
	14	66000017	LOCK NUT	2	
	15	66000716	BRACKET-HEADLIGHT	1	
	16	66000205	BRACKET-HEADLIGHT	1	
	17	66009791	HEADLIGHT	1	
	18	66011613	GAS SPRING	1	
	19	66000016	NUT M8	2	
	20	66000473	BOLT	8	
	21	66000570	GROMMET-FRONT LIGHT	3	
	22	66000252	OVERHEAD GUARD ASSY	1	NOT CE APPROVED
	22	66000251	OVERHEAD GUARD ASSY	1	CE-FOR EUROPEAN ECONOMIC AREA

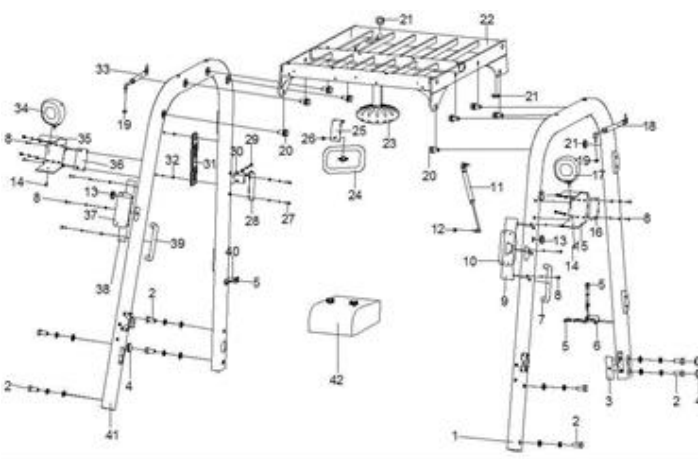
FIG.2-2 FRAME SYSTEM	ALL MODELS OF TRUCK				
	ITEM	PART NO.	DESCRIPTION	QTY	REMARKS OR SERIAL NO.
	23	66011555	FAN ASSY 12V	1	
	24	66000896	MIRROR-REARVIEW	1	
	25	66000217	BRACKET-MIRROR	1	
	25	66000025	SCREW M8X20	2	
	25	66000065	SPRING PADS M8	2	
	25	66000037	FLAT WASHERS C8	2	
	26	66000016	NUT M8	1	
	27	66000024	SCREW M6X20	2	
	27	66000030	SPRING PADS M6	2	
	27	66000036	FLAT WASHERS C6	2	
	28	66000224	PLATE- REAR BAFFLE	1	
	29	66000024	SCREW M6X20	2	
	29	66000030	SPRING PADS M6	2	
	29	66000036	FLAT WASHERS C6	2	
	30	66000214	PLATE	1	

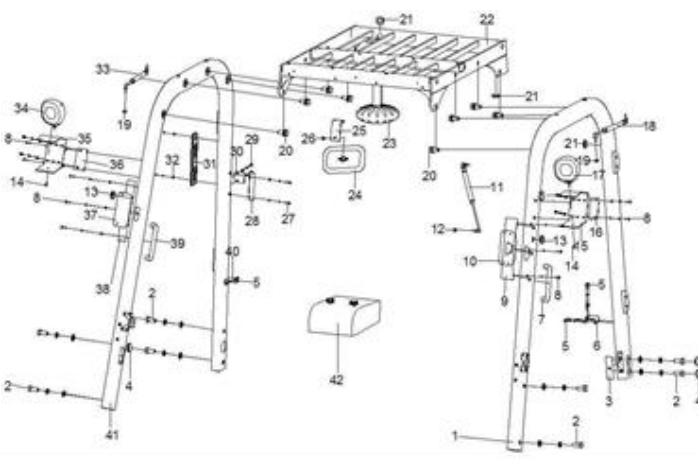
FIG.2-2 FRAME SYSTEM	ALL MODELS OF TRUCK				
	ITEM	PART NO.	DESCRIPTION	QTY	REMARKS OR SERIAL NO.
	31	66000580	COVER PLATE	1	
	32	66000020	SCREW M5X8	2	
	32	66000029	SPRING PADS M5	2	
	32	66000035	FLAT WASHERS C5	2	
	33	66000204	GAS SPRING	1	
	34	66009791	HEADLIGHT	1	
	35	66000716	BRACKET-HEADLIGHT	1	
	36	66000205	PLATE	1	
	37	66009789	FRONT LIGHT	1	
	38	66000220	COVER PLATE	1	
	39	66013273	HANDLE	1	
	40	66000225	REAR PLATE	1	
	41	66000250	RIGHT LEG ASSY	1	
	42	66000198	HEATER-12V	1	NOT CE APPROVED
42	66011608	HEATER-12V	1	CE-FOR EUROPEAN ECONOMIC AREA	

FIG.3 TOP WINDOWS SYSTEM

ALL MODELS OF TRUCK

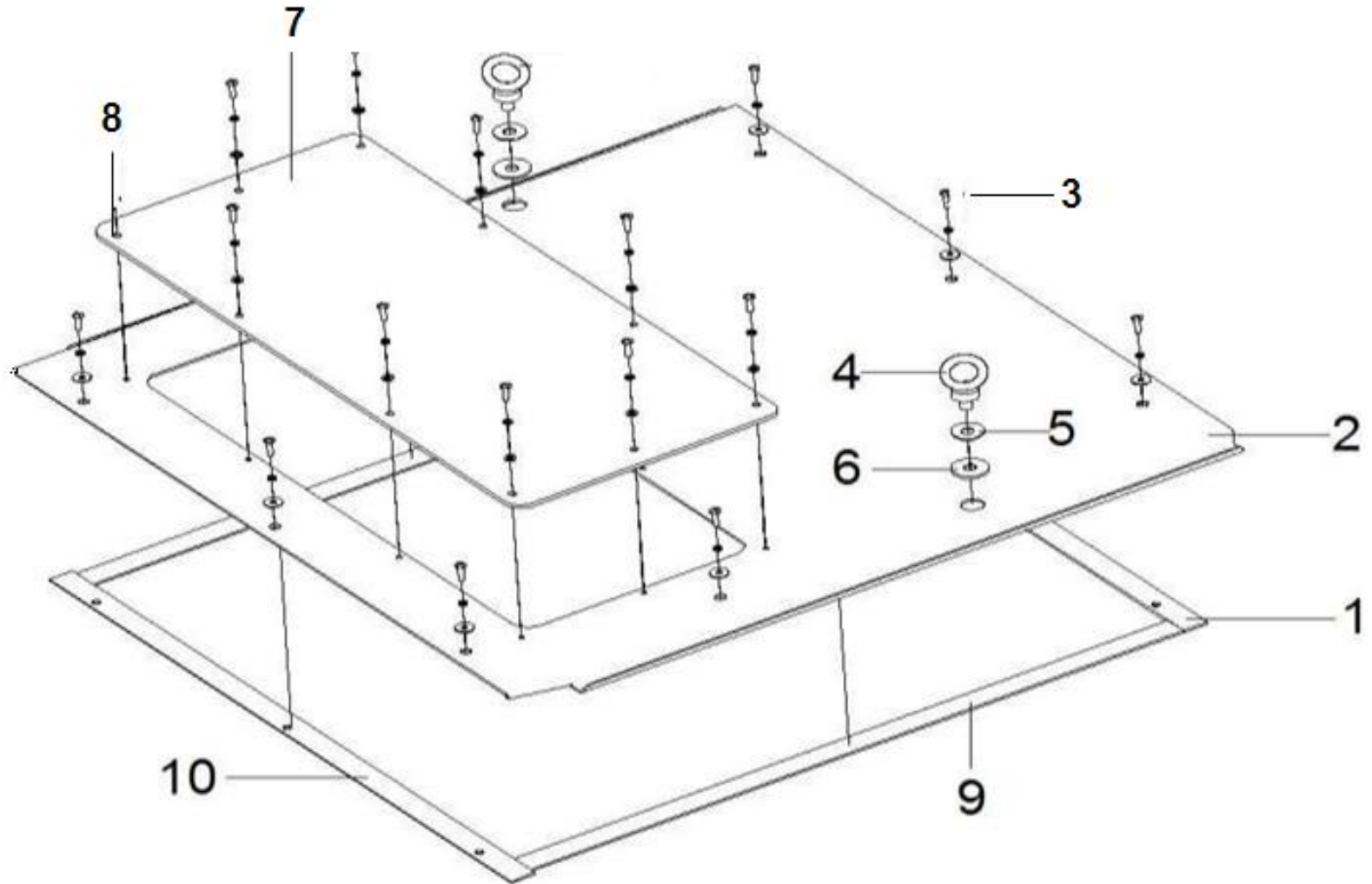


FIG.3 TOP WINDOWS SYSTEM	ALL MODELS OF TRUCK					
<p>The diagram shows an exploded view of the top windows system. It consists of a top plate (2) with a glass pane (7) mounted on it. The assembly is supported by a frame (1) and secured with various fasteners (3, 4, 5, 6, 8, 9, 10). The diagram includes callouts for seals (1, 9, 10), screws (3, 8), eyebolts (4), washers (5, 6), spring pads (9), and flat washers (3, 6).</p>	ITEM	PART NO.	DESCRIPTION	QTY	REMARKS OR SERIAL NO.	
	1	66000233	SEAL 2		1	
	2	66000246	TOP PLATE		1	
	3	66000022	SCREW M6X16		3	FRONT 3 FASTENERS
	3	66000024	SCREW M6X20		6	BACK 6 FASTENERS
	3	66000030	SPRING PADS M6		9	
	3	66000036	FLAT WASHERS C6		9	
	4	66000026	EYEBOLTS M12		2	
	5	66000033	FLAT WASHERS C12		2	
	6	66000212	WASHER 12-RUBBER		2	
	7	66000230	TOP WINDOWS GLASS		1	
	8	66000022	SCREW M6X16		10	
	8	66000030	SPRING PADS M6		10	
	8	66000036	FLAT WASHERS C6		10	
	9	66011499	SEAL 3		1	
	10	66011599	SEAL 1		1	

FIG.4 FRONT WINDOWS SYSTEM

ALL MODELS OF TRUCK

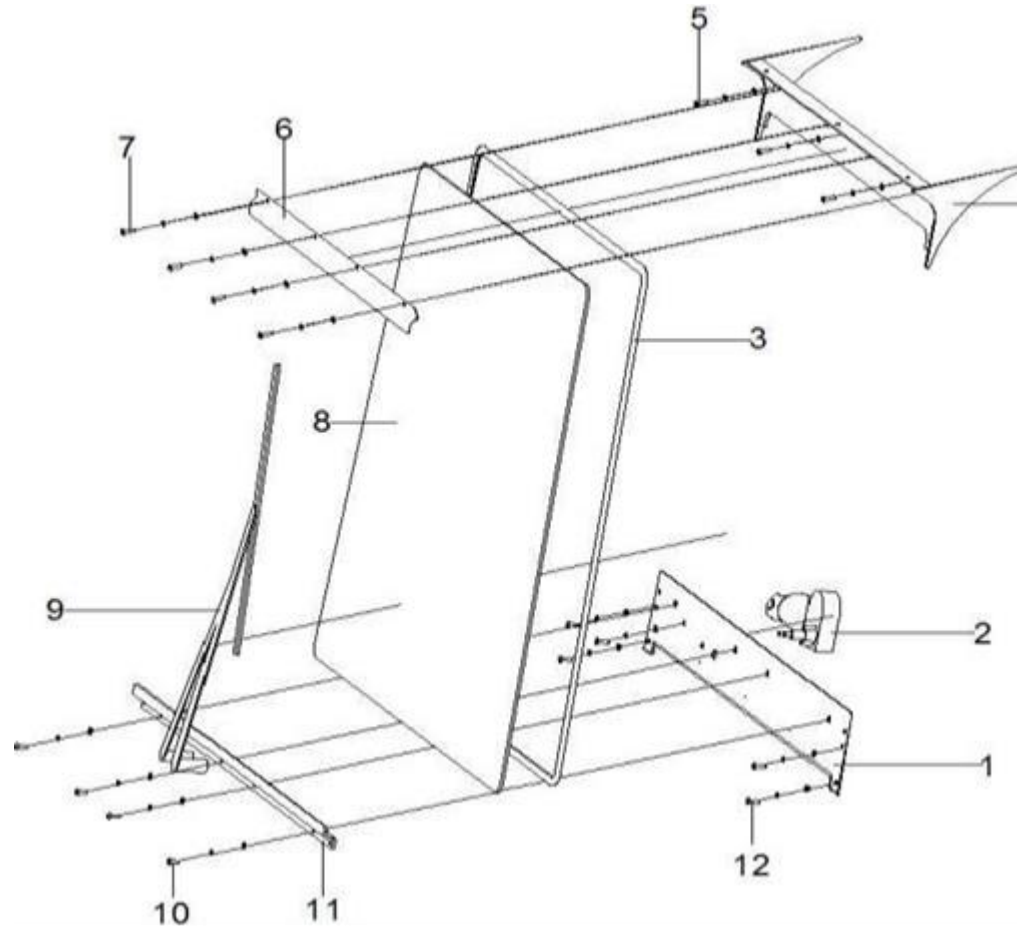


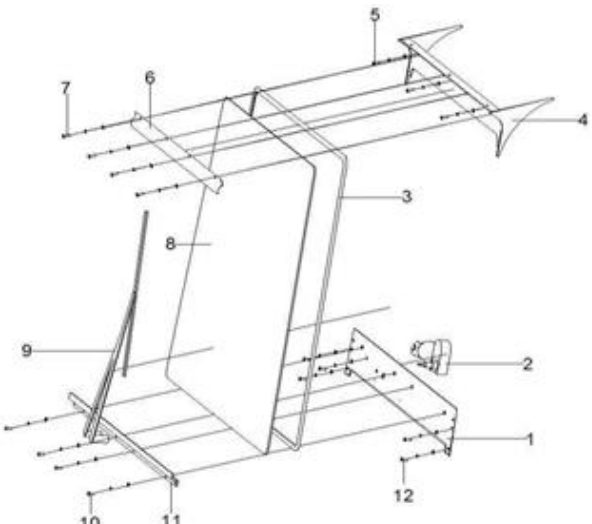
FIG.4 FRONT WINDOWS SYSTEM	ALL MODELS OF TRUCK				
	ITEM	PART NO.	DESCRIPTION	QTY	REMARKS OR SERIAL NO.
	1	66000210	COVER	1	
	2	66011600	WIPER MOTOR	1	
	3	66011596	GASKET	1	
	4	66000206	FRONT COVER	1	
	5	66000024	SCREW M6X20	3	
	5	66000030	SPRING PADS M6	3	
	5	66000036	FLAT WASHERS C6	3	
	6	66000213	PRESS PLATE	1	
	7	66000021	SCREW M6X12	4	
	7	66000030	SPRING PADS M6	4	
	7	66000036	FLAT WASHERS C6	4	
	8	66000227	FRONT WINDSHIELD	1	
	9	66011601	WIPER	1	
	10	66000021	SCREW M6X12	4	
	10	66000030	SPRING PADS M6	4	

FIG.5 LEFT DOOR SYSTEM

ALL MODELS OF TRUCK

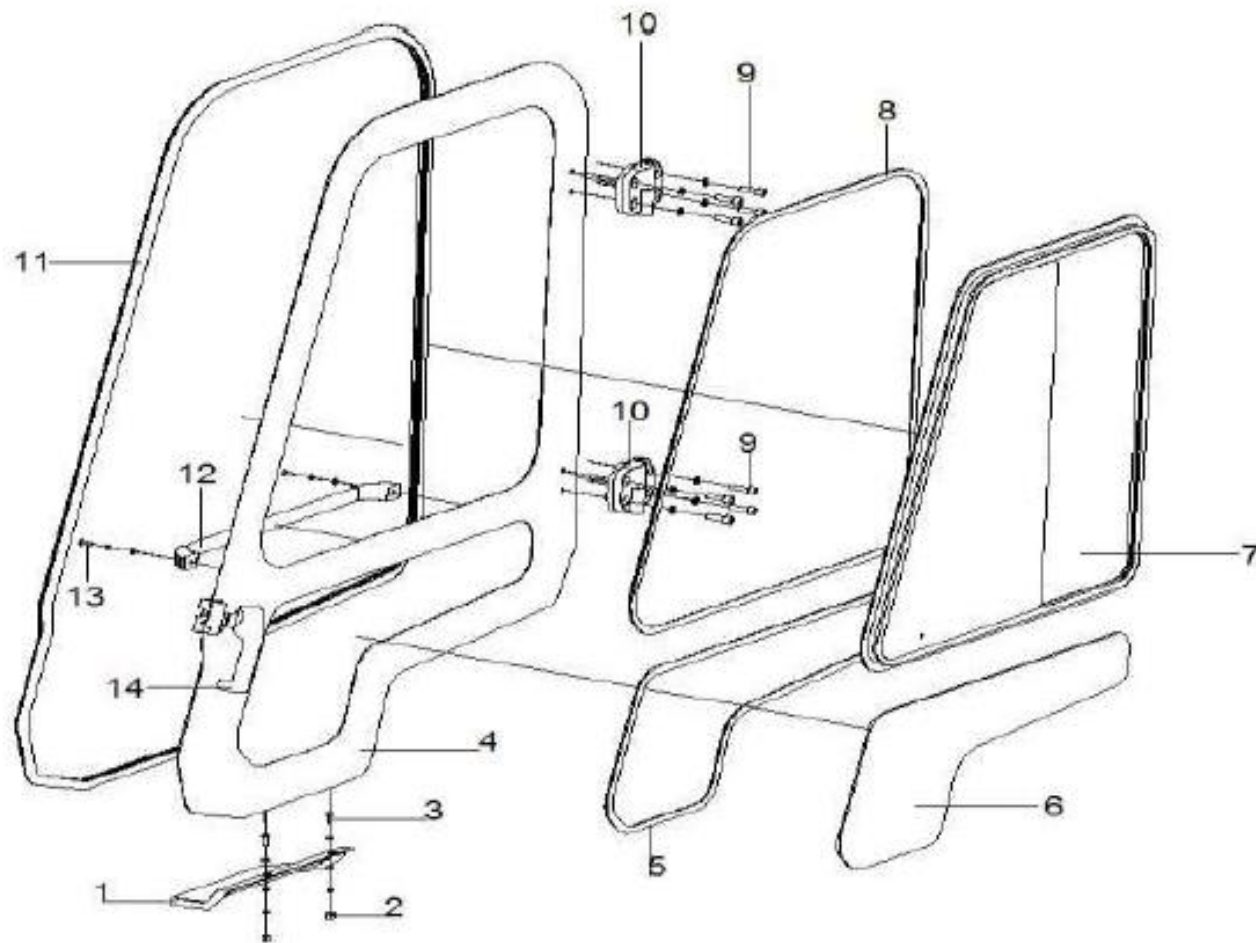


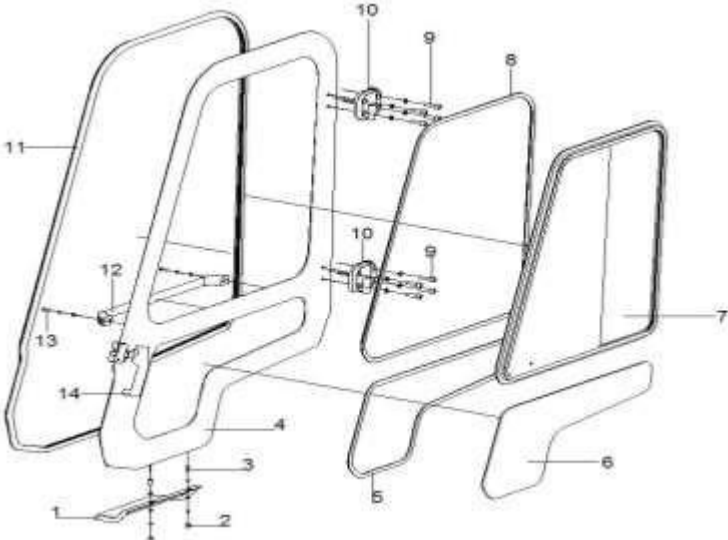
FIG.5 LEFT DOOR SYSTEM		ALL MODELS OF TRUCK				
		ITEM	PART NO.	DESCRIPTION	QTY	REMARKS OR SERIAL NO.
		1	66000197	LEFT COVER	1	1.5-1.8T
		1	66000223	LEFT COVER	1	2.0-3.5T
		2	66000015	NUT M6	2	
		2	66000030	SPRING PADS M6	2	
		2	66000036	FLAT WASHERS C6	2	
		3	66000024	SCREW M6X20	2	
		3	66000036	FLAT WASHERS C6	2	
		4	66000253	LEFT DOOR ASSY	1	
		5	66011598	GASKET	1	
		6	66000232	GLASS-SMALL	1	
		7	66011501	WINDOW-LH DOOR	1	
		8	66011602	GASKET	1	
		9	66000018	SCREW M10X35	8	
		9	66000066	SPRING PADS M10	8	
10	66000191	HINGE-LH	2			

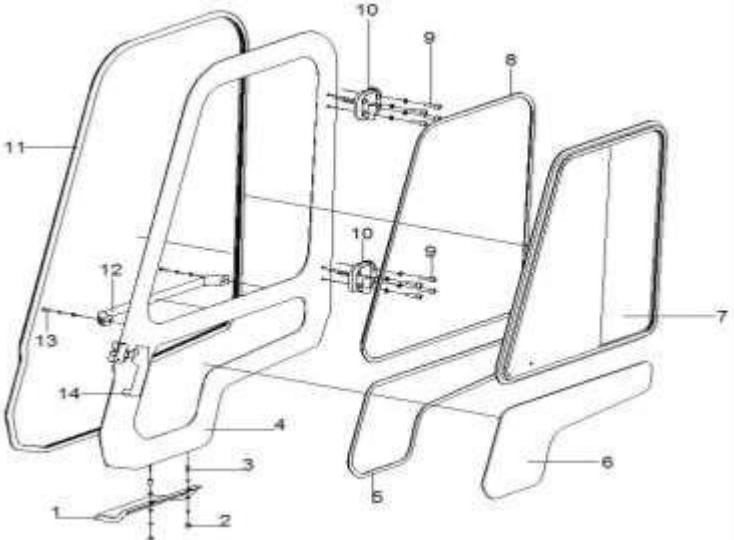
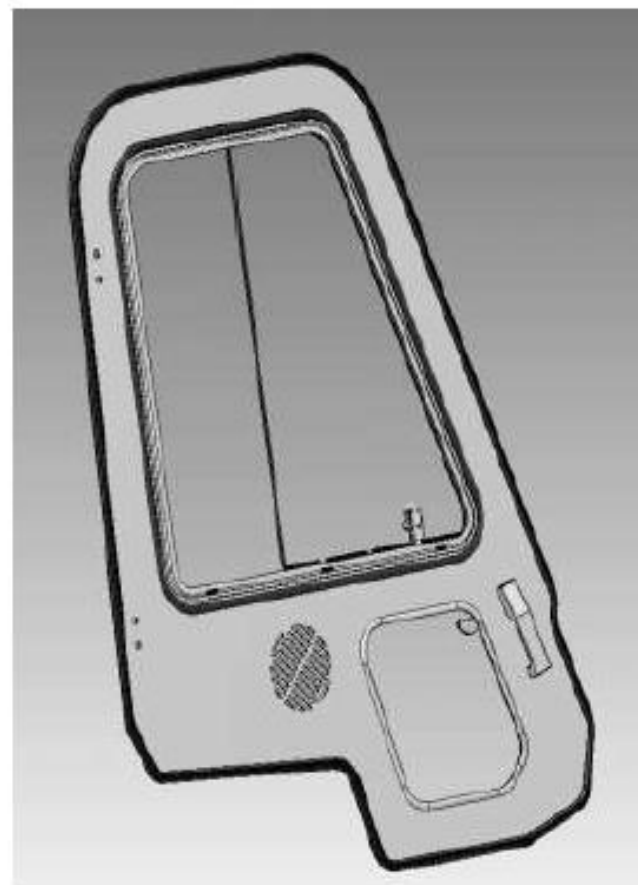
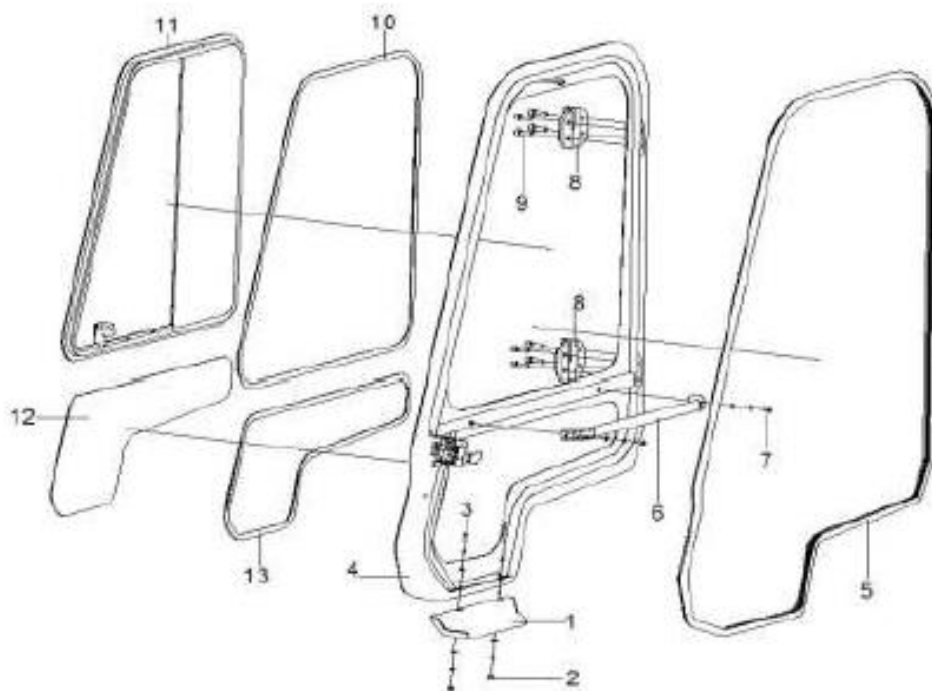
FIG.5 LEFT DOOR SYSTEM	ALL MODELS OF TRUCK				
	ITEM	PART NO.	DESCRIPTION	QTY	REMARKS OR SERIAL NO.
	11	66011623	SEAL-LH DOOR	1	
	12	66011575	DOOR HANDLE	1	
	13	66000023	SCREW M6X18	2	
	13	66000030	SPRING PADS M6	2	
	13	66000036	FLAT WASHERS C6	2	
	14	66011592	LOCK-DOOR	1	

FIG.6 RIGHT DOOR SYSTEM

ALL MODELS OF TRUCK



CE

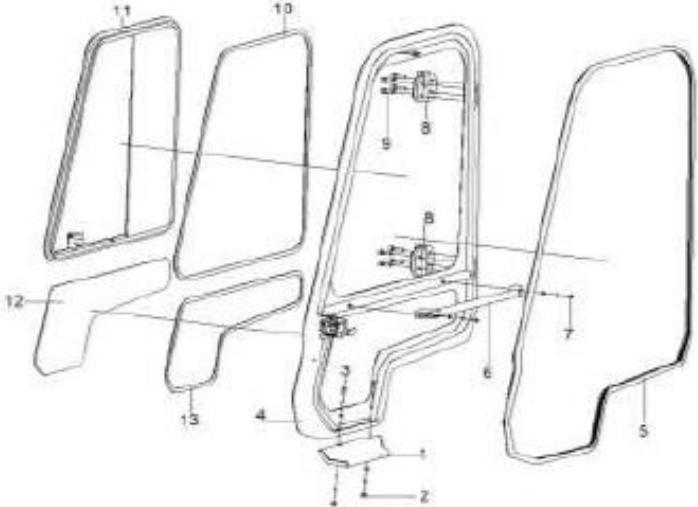
FIG.6 RIGHT DOOR SYSTEM		ALL MODELS OF TRUCK			
	ITEM	PART NO.	DESCRIPTION	QTY	REMARKS OR SERIAL NO.
	1	66000196	COVER	1	1.5-1.8T
	1	66000222	COVER	1	2.0-3.5T
	2	66000015	NUT M6	2	
	2	66000030	SPRING PADS M6	2	
	2	66000036	FLAT WASHERS C6	2	
	3	66000021	SCREW M6X12	2	
	3	66000036	FLAT WASHERS C6	2	
	4	66000255	DOOR-RH	1	NOT CE APPROVED
	4	66011607	DOOR-RH	1	CE-FOR EUROPEAN ECONOMIC AREA
	5	66011500	SEAL-LH DOOR	1	
	6	66011575	LOCK-DOOR RH	1	NOT CE APPROVED
	6	66011557	LOCK-DOOR RH	1	CE-FOR EUROPEAN ECONOMIC AREA
	7	66000023	SCREW M6X18	2	
	7	66000030	SPRING PADS M6	2	
	8	66000192	RIGHT HINGE ASSY	2	

FIG.7 REAR WINDOWS SYSTEM

ALL MODELS OF TRUCK

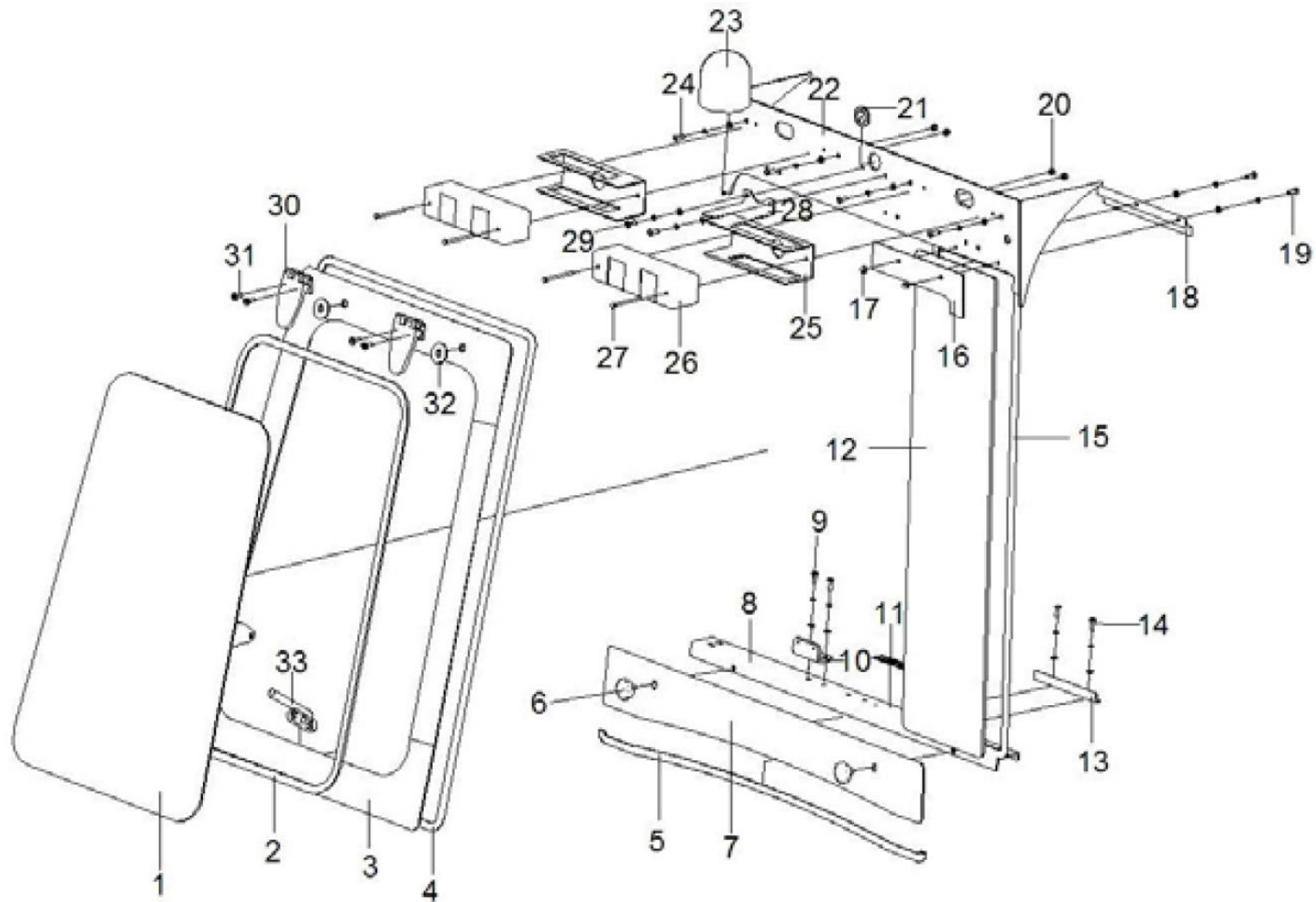


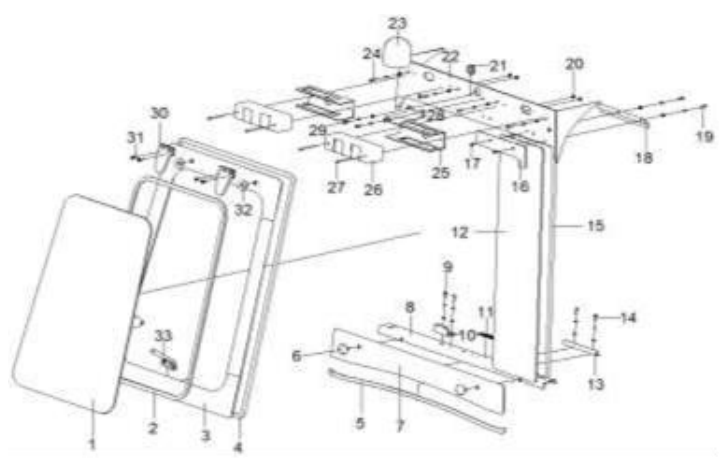
FIG.7 REAR WINDOWS SYSTEM		ALL MODELS OF TRUCK			
	ITEM	PART NO.	DESCRIPTION	QTY	REMARKS OR SERIAL NO.
	1	66000228	WINDOW-REAR	1	
	2	66000258	TRIM SEAL	1	
	3	66000257	ROTARY WINDOWS ASSY	1	
	4	66011604	TRIM SEAL	1	
	5	66000258	TRIM SEAL	1	
	6	66000476	KNOB	2	
	7	66000207	COVER	1	
	8	66000208	COVER	1	
	9	66000021	SCREW M6X12	2	
	9	66000030	SPRING PADS M6	2	
	9	66000036	FLAT WASHERS C6	2	
	10	66000218	REAR WINDOWS SWITCH	1	
	11	NO PART NO.	ENGLISH LABELS	1	A/R
12	66011595	REAR WINDOW	1	FIXED GLASS	
13	66000211	REAR FIXED PLATE	1		

FIG.7 REAR WINDOWS SYSTEM	ALL MODELS OF TRUCK				
	ITEM	PART NO.	DESCRIPTION	QTY	REMARKS OR SERIAL NO.
	14	66000021	SCREW M6X12	2	
	14	66000030	SPRING PADS M6	2	
	14	66000036	FLAT WASHERS C 6	2	
	15	66011597	TRIM SEAL	1	
	16	66000219	PLATE	1	
	17	66000019	CAP NUT M6	2	
	18	66000247	BRACKET	1	
	19	66000021	SCREW M6X12	2	
	19	66000030	SPRING PADS M6	2	
	19	66000036	FLAT WASHERS C 6	2	
	20	66000019	CAP NUT M6	4	
	20	66000030	SPRING PADS M6	4	
	20	66000036	FLAT WASHERS C 6	4	
	21	66000570	GROMMET	1	
22	66001076	PLATE-REAR LIGHT	1	NOT CE APPROVED	

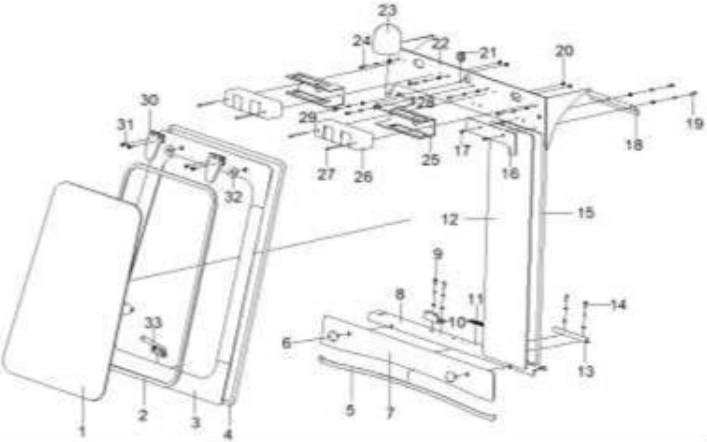
FIG.7 REAR WINDOWS SYSTEM		ALL MODELS OF TRUCK				
		ITEM	PART NO.	DESCRIPTION	QTY	REMARKS OR SERIAL NO.
		22	66001075	PLATE-REAR LIGHT	1	CE-FOR EUROPEAN ECONOMIC AREA
		24	66000024	SCREW M6X20	4	
		24	66000030	SPRING PADS M6	4	
		24	66000036	FLAT WASHERS C6	4	
		25	66001080	BRACKET-REAR LIGHT	2	
		26	66001081	REAR LIGHT	2	
		27	66001072	BOLT M5X70	4	
		28	66001077	BRACKET-WARNING LIGHT	1	
		29	66000021	SCREW M6X12	2	
		29	66000030	SPRING PADS M6	2	
		29	66000036	FLAT WASHERS C6	2	
		30	66001074	WINDOW HINGE ASSY	2	
		31	66001073	SCREW M6X20	4	
		32	66001078	WASHER-RUBBER	2	
33	66011497	KNOB	2			

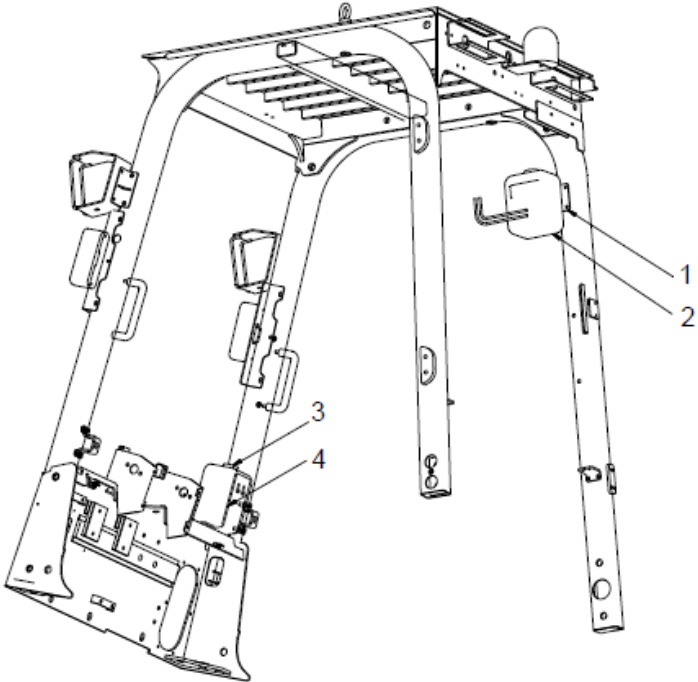
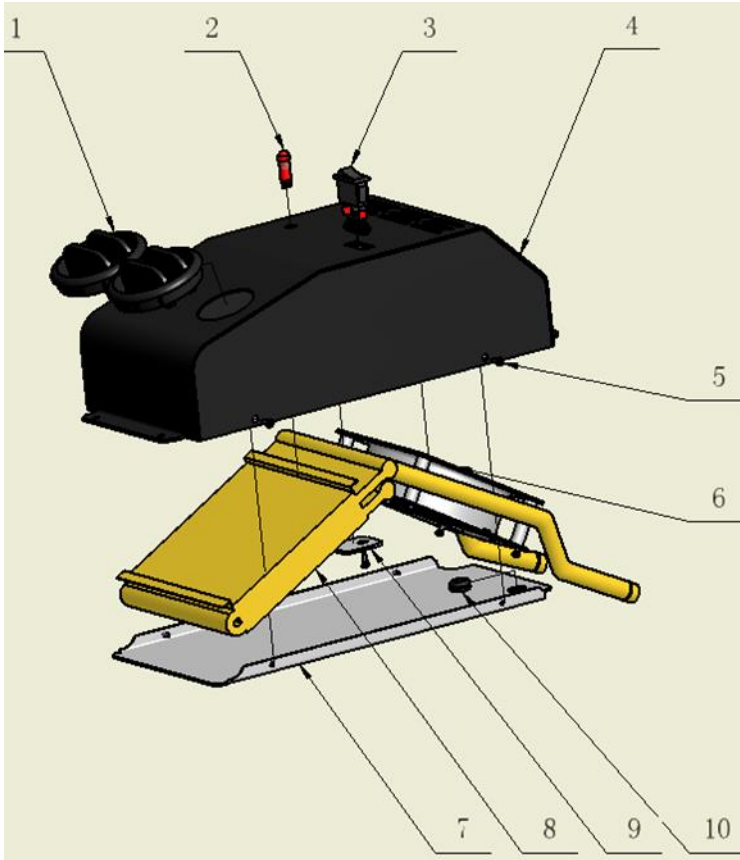
FIG.8 WIPER BOTTLE ASSY (CE ONLY)	ALL MODELS OF TRUCK				
	ITEM	PART NO.	DESCRIPTION	QTY	REMARKS OR SERIAL NO.
	1	66011504	BRACKET-RESERVOIR	1	CE-FOR EUROPEAN ECONOMIC AREA
	2	66011503	RESERVOIR	1	CE-FOR EUROPEAN ECONOMIC AREA
	3	66000259	BRACKET-SPRAY BOTTLE	1	CE-FOR EUROPEAN ECONOMIC AREA
	4	66011502	SPRAY BOTTLE	1	CE-FOR EUROPEAN ECONOMIC AREA

FIG.9 HEATER (NON CE)

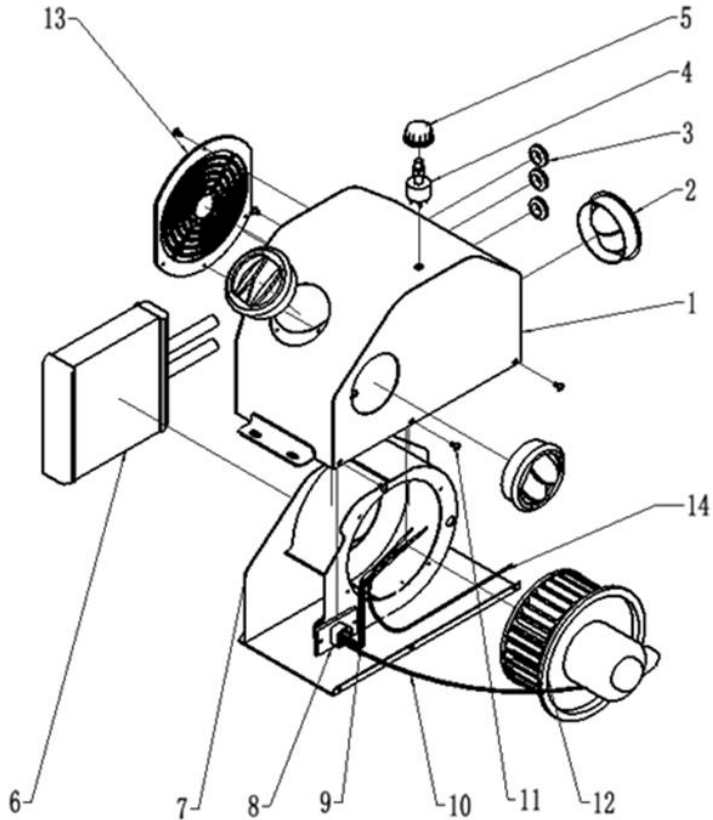
ALL MODELS OF TRUCK (OPTIONAL)



ITEM	PART NO.	DESCRIPTION	QTY	REMARKS OR SERIAL NO.
A1	66000198	HEATER-12V	1	12V INC:1-10
1	66300541	LOUVER	2	
2	66300548	INDICATOR LIGHT-12V	1	12V
3	66300549	SWITCH-12V	1	12V
4	66300550	HOUSING-HEATER	1	
5	66300551	CAPSCREW M4X10	9	
6	66300552	FAN-12V	1	12V
7	66300553	BASEPLATE	1	
8	66300554	HEAT EXCHANGER-12V	1	12V
9	66300555	CLAMP	1	
10	66300556	GROMMET	1	

FIG.10 HEATER (CE)

ALL MODELS OF TRUCK (OPTIONAL)



ITEM	PART NO.	DESCRIPTION	QTY	REMARKS OR SERIAL NO.
A1	66300557	HEATER-12V	1	12V INC:1-14
1	66300558	HOUSING-HEATER	1	
2	66300559	LOUVER	3	
3	66300560	GROMMET	3	
4	66300561	SWITCH-12V	1	12V
5	66300562	KNOB-12V	1	12V
6	66300563	HEAT EXCHANGER-12V	1	
7	66300564	BASEPLATE	1	
8	66300565	THERMOSTAT	1	
9	66300566	WIRE HARNESS	1	
10	66300567	WIRE HARNESS	1	
11	66300551	CAPSCREW M4X10	13	
12	66300568	FAN-12V	1	12V
13	66300569	GRILL	1	
14	66300570	WIRE HARNESS	1	

2T-3.5T INTERNAL COMBUSTION COUNTERBALANCED FORKLIFT TRUCK

MAST PARTS MANUAL

MARCH 2016 11TH EDITION

INFORMATION

I. This catalog contains all the parts (components) in series of 2 Ton – 3.5 Ton UTILEV forklift trucks such as SIMPLEX MAST(2 STG LFL), DUPLEX MAST(2 STG FFL), and TRIPLEX MAST(3 STG FFL).

II. Look Up Methods:

- a) Users can look up the part (component) series number according to the truck's rated load and mast types, and then you can find the manufacture date and standards of the part (the component) in terms of the series number.
- b) On the top right corner, there is an expression of rated load and mast types which are applicable for this assembly. Furthermore, users lookup the parts (components) which are used for each different lift height distinctively.

III. When you order the parts (components), the truck's model, factory number, mast height, manufacture date, name and quantity should be given when ordering the parts or the components.

IV. Always use genuine UTILEV parts.

V. We reserve the right to change the truck's construction for improving our product without notice. For details regarding changes, please contact your local authorized UTILEV dealer.

© MARCH 2016, 11TH EDITION

ABBREVIATIONS AND CODES:

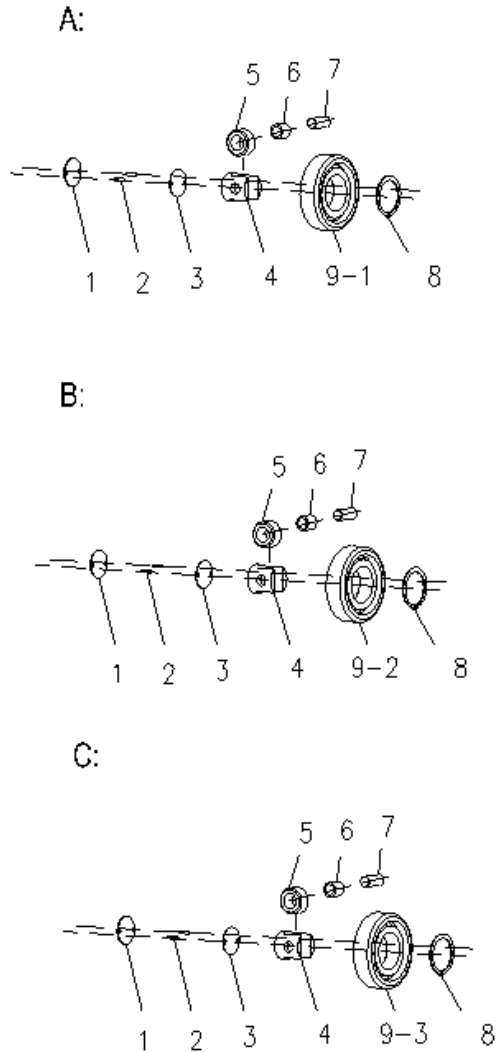
A1,A2,A3ITEM ASSY
ASSYASSEMBLY
INCINCLUDING
NON-BUILT-IN.....WITHOUT SIDE SHIFTER OR W/HANGING OUTSIDE SIDE SHIFTER FOR MAST
BUILT-INWITH BUILT-IN SIDE SHIFTER FOR MAST
OPS.....OPERATOR PRESENCE SYSTEM
DATE FORMAT MM/DD/YYYY

ITEM	DESCRIPTION	SERIAL NO.	PAGE
FIG.1	LOAD ROLLER ASSY (COMPLEX)	SIMPLEX MAST DUPLEX MAST TRIPLEX MAST	9-1
FIG.2	LOAD ROLLER ASSY (CROSS)	SIMPLEX MAST DUPLEX MAST TRIPLEX MAST	9-2
FIG.3	SIDE ROLLER ASSY	SIMPLEX MAST DUPLEX MAST TRIPLEX MAST	9-3
FIG.4	LIFTING PART (I)	SIMPLEX MAST	9-4
FIG.5	CHAIN	SIMPLEX MAST	9-8
FIG.6	MAST	SIMPLEX MAST	9-10
FIG.7	CARRIAGE ASSY	SIMPLEX MAST	9-12
FIG.8	SIDE-SHIFT CARRIAGE	SIMPLEX MAST	9-13
FIG.9	SIDE SHIFT CYLINDER	SIMPLEX MAST DUPLEX MAST TRIPLEX MAST	9-15
FIG.10	LIFT CYLINDER-RH/LH	SIMPLEX MAST	9-16
FIG.11	TILT CYLINDER	SIMPLEX MAST DUPLEX MAST TRIPLEX MAST	9-24
FIG.12	MAST ROUTING	SIMPLEX MAST	9-28
FIG.13	SIDE SHIFT ROUTING	SIMPLEX MAST	9-31
FIG.14	LIFTING PART	DUPLEX MAST	9-34
FIG.15	CHAIN	DUPLEX MAST (2T-3.5T)	9-39
FIG.16	MAST	DUPLEX MAST	9-41
FIG.17	CARRIAGE ASSY	DUPLEX MAST	9-43

ITEM	DESCRIPTION	SERIAL NO.	PAGE
FIG.18	SIDE-SHIFT CARRIAGE	DUPLEX MAST TRIPLEX MAST	9-44
FIG.19	LIFT CYLINDER-LH/RH	DUPLEX MAST (2T-2.5T)	9-46
FIG.20	LIFT CYLINDER-LH/RH	DUPLEX MAST (3T-3.5T)	9-49
FIG.21	LIFTING CYLINDER-FREE LIFT	DUPLEX MAST	9-53
FIG.22	MAST HOSE ROUTING	DUPLEX MAST(2T-2.5T)	9-58
FIG.23	MAST HOSE ROUTING	DUPLEX MAST(3T-3.5T)	9-61
FIG.24	SIDE SHIFT ROUTING	DUPLEX MAST	9-63
FIG.25	LIFTING PART	TRIPLEX MAST	9-68
FIG.26	CHAIN	TRIPLEX MAST	9-73
FIG.27	MAST	TRIPLEX MAST	9-75
FIG.28	CARRIAGE ASSY	TRIPLEX MAST	9-77
FIG.29	LIFT CYLINDER-RH/LH	TRIPLEX MAST	9-78
FIG.30	LIFTING CYLINDER - FREE LIFT	TRIPLEX MAST	9-84
FIG.31	MAST ROUTING	TRIPLEX MAST	9-90
FIG.32	SIDE SHIFT ROUTING	TRIPLEX MAST	9-97
FIG.33	4 TH FUNCTION HOSE ROUTING	SIMPLEX MAST	9-100

FIG.1 LOAD ROLLER ASSY (COMPLEX)

SIMPLEX DUPLEX TRIPLEX

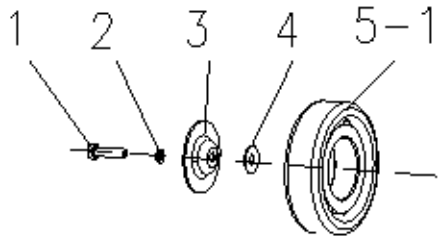


ITEM	PART NO.	DESCRIPTION	QTY	REMARKS OR SERIAL NO.
A	66002540	LOAD ROLLER-COMPLEX	1	
B	66002539	LOAD ROLLER-COMPLEX	1	
C	66001596	LOAD ROLLER-COMPLEX	1	
1	66002438	SHIM	AR	
2	66001181	PIN 4X20	2	
3	66002437	RUBBER COVER	1	
4	66002436	SEAT	1	
A1	66300485	SIDE ROLLER ASSY	1	INC:5 & 6
5	NO PART NO.	SIDE ROLLER	1	
6	NO PART NO.	BUSHING-SIDE ROLLER	1	
7	66002532	SHAFT	1	
8	66001225	SNAP RING 55	1	
9-1	66002541	LOAD ROLLER	1	
9-2	66002626	LOAD ROLLER	1	
9-3	66002627	LOAD ROLLER	1	

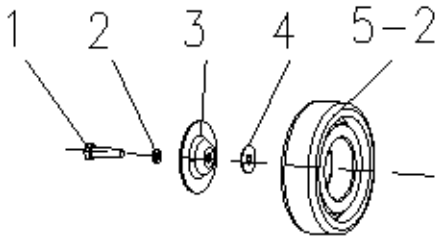
FIG.2 LOAD ROLLER ASSY (CROSS)

SIMPLEX DUPLEX TRIPLEX

D:



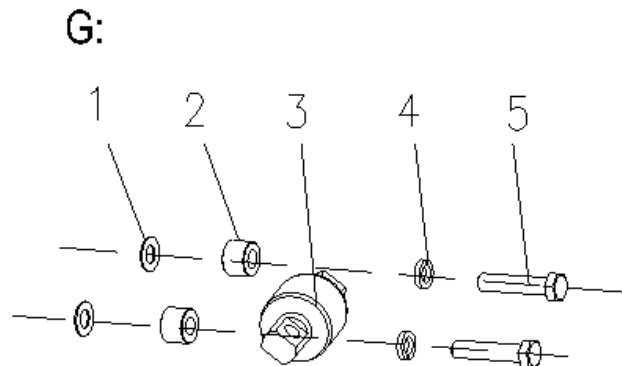
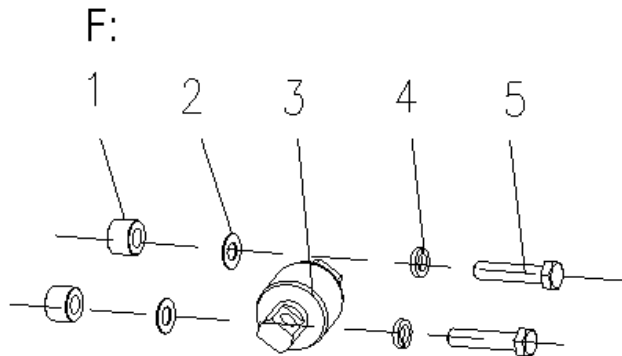
E:



ITEM	PART NO.	DESCRIPTION	QTY	REMARKS OR SERIAL NO.
D	66002538	LOAD ROLLER-CROSS	1	
E	66008985	LOAD ROLLER-CROSS	1	
1	66000938	BOLT M8X20	1	
2	66000065	WASHER 8	1	
3	66002448	COVER PLATE	1	
4	66002447	SHIM	AR	
5-1	66002626	LOAD ROLLER	1	
5-2	66002627	LOAD ROLLER	1	

FIG.3 SIDE ROLLER ASSY

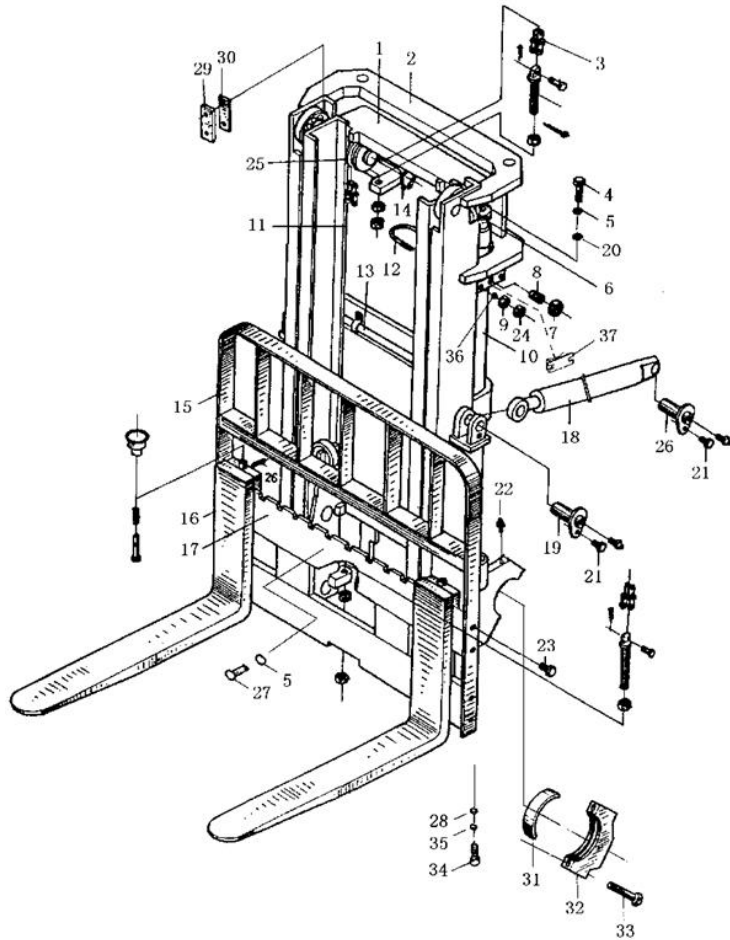
SIMPLEX DUPLEX TRIPLEX



ITEM	PART NO.	DESCRIPTION	QTY	REMARKS OR SERIAL NO.
F	66007744	SIDE ROLLER ASSY		
1	66007745	SPACER	2	
2	66008990	WASHER	2	
3	66007746	CROSS ROLLER	1	
4	66000067	WASHER12	2	
5	66001208	BOLT M12X50	2	
G	66002208	SIDE ROLLER ASSY	1	≤07/2011
1	66001586	SHIM	AR	
2	66001587	SPACER	2	
3	66002209	SIDE ROLLER	1	
4	66000066	WASHER 10	2	
5	66000108	BOLT M10X45	2	

FIG.4 LIFTING PART (I)

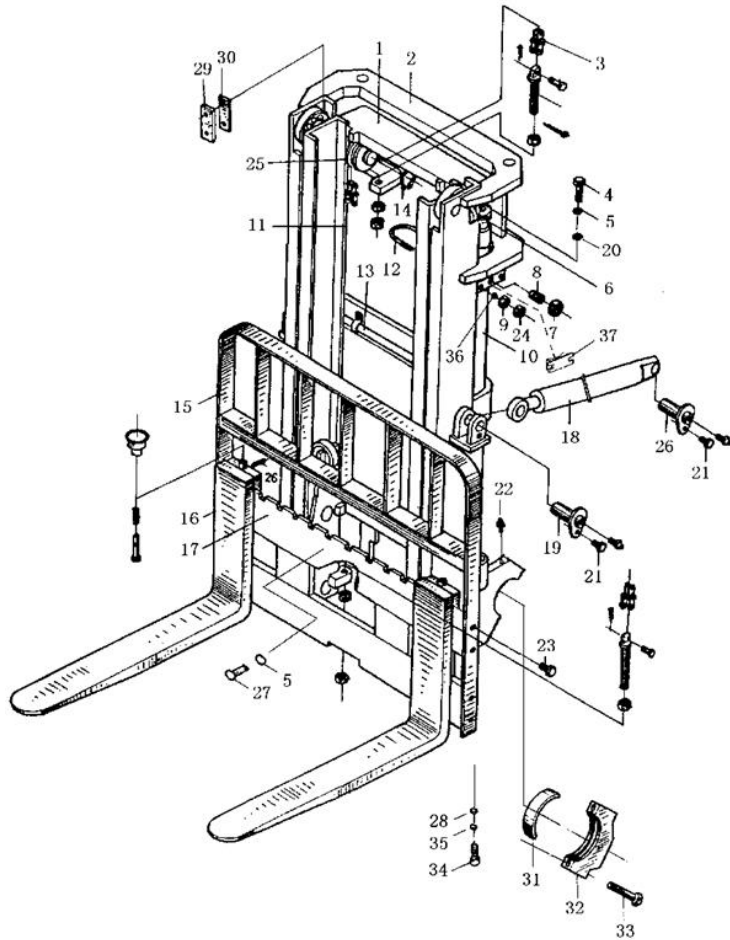
SIMPLEX



ITEM	PART NO.	DESCRIPTION	QTY	REMARKS OR SERIAL NO.
1	66002205	INNER MAST	1	FIG.6 (2T-3T)
1	66002282	INNER MAST	1	FIG.6 (3.5T)
2	66002204	OUTER MAST	1	FIG.6 (2T-3T)
2	66002281	OUTER MAST	1	FIG.6 (3.5T)
3	66002203	CHAIN	2	FIG.5 (2T-3T)
3	66002280	CHAIN	2	FIG.5 (3.5T)
4	66001214	BOLT M12X1.25X40	2	
5	66000067	WASHER 12	3	
6	66001588	GASKET	2	
7	66001217	NUT M20	2	
8	66001702	SCREW M20X46	2	
9	66000146	NUT M8	4	
10	66001320	LIFT CYLINDER-LH	1	FIG.10 (2T-2.5T) 3M
10	66001609	LIFT CYLINDER-LH	1	FIG.10 (3T) 3M
10	66001917	LIFT CYLINDER-LH	1	FIG.10 (3.5T) 3M

FIG.4 LIFTING PART (I)

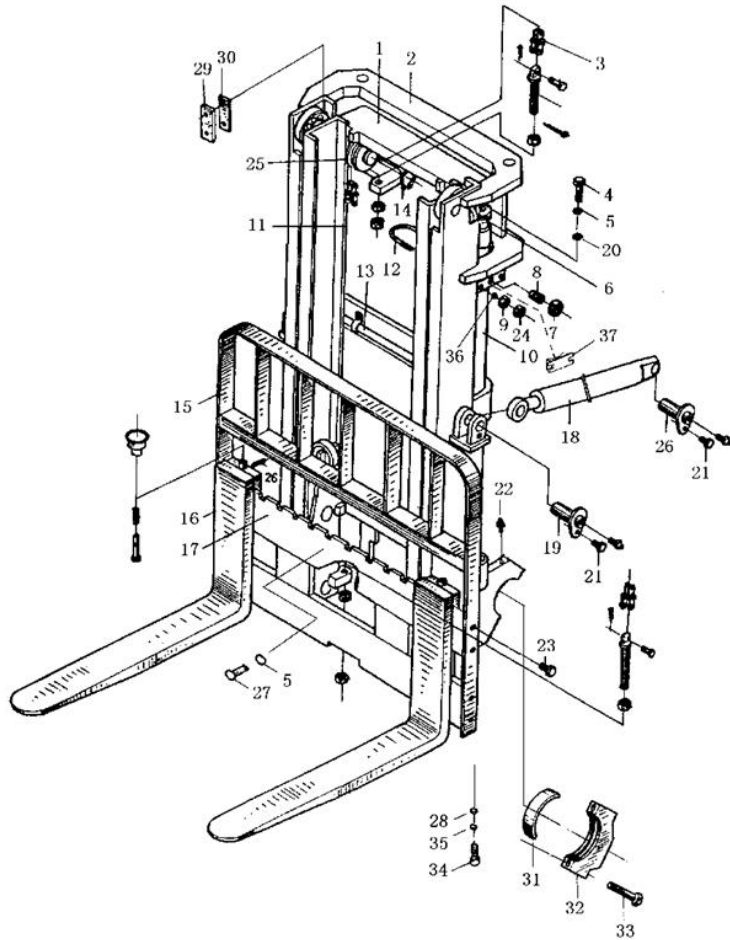
SIMPLEX



ITEM	PART NO.	DESCRIPTION	QTY	REMARKS OR SERIAL NO.
11	66001311	LIFT CYLINDER-RH	1	FIG.10 (2T-2.5T) 3M
11	66001600	LIFT CYLINDER-RH	1	FIG.10 (3T) 3M
11	66001908	LIFT CYLINDER-RH	1	FIG.10 (3.5T) 3M
12	66001404	U-BOLT	2	2T-2.5T
12	66001701	U-BOLT	2	3T
12	66001997	U-BOLT	2	3.5T
13	NO PART NO.	HOSE ROUTING	1	FIG.12 (2T-2.5T)
13	NO PART NO.	HOSE ROUTING	1	FIG.12 (3T)
13	NO PART NO.	HOSE ROUTING	1	FIG.12 (3.5T)
14	66001224	SNAP RING 45	2	
15	66001310	LOAD BACKREST	1	2T-2.5T
15	66001599	LOAD BACKREST	1	3T-3.5T
16	66001309	FORK ASSY	2	2T-2.5T
16	66001597	FORK ASSY	2	3T
16	66001907	FORK ASSY	2	3.5T

FIG.4 LIFTING PART (I)

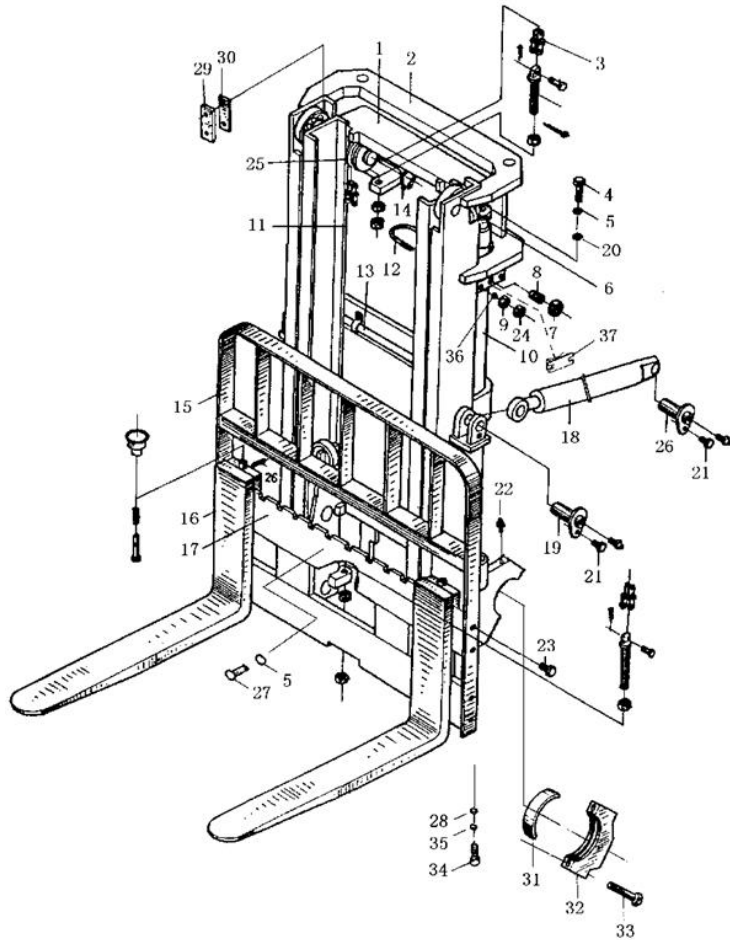
SIMPLEX



ITEM	PART NO.	DESCRIPTION	QTY	REMARKS OR SERIAL NO.
17	66002185	CARRIAGE	1	FIG.7 (2T-2.5T)
17	66002206	CARRIAGE	1	FIG.7 (3T)
17	66002283	CARRIAGE	1	FIG.7 (3.5T)
17	66002183	SIDE-SHIFT CARRIAGE	1	FIG.8 (2T-2.5T)
17	66002188	SIDE-SHIFT CARRIAGE	1	FIG.8 (3T)
17	66002269	SIDE-SHIFT CARRIAGE	1	FIG.8 (3.5T)
18	66002210	TILT CYLINDER	2	FIG.11 (2T-3T)
18	66002285	TILT CYLINDER		FIG.11 (3.5T)
19	66001703	PIN SHAFT	2	
20	66000165	WASHER 12	2	
21	66001593	BOLT M10X1.25X20	4	
22	66001187	GREASE FITTING M10X1	6	
23	66001595	BOLT M14X1.5X30	8	
24	66001185	NUT M8	4	
25	66002622	CHAIN SHEAVE	2	2T-3T

FIG.4 LIFTING PART (I)

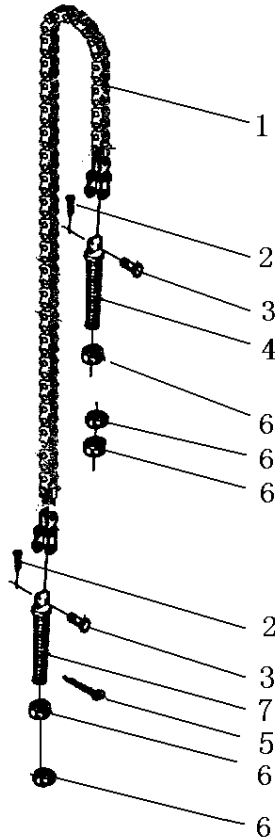
SIMPLEX



ITEM	PART NO.	DESCRIPTION	QTY	REMARKS OR SERIAL NO.
25	66002625	CHAIN SHEAVE	2	3.5T
26	66001591	PIN SHAFT	2	
27	66001211	BOLT M12X25	1	
28	66000066	WASHER 10	2	
29	66001589	GUIDE-BEARING	2	
30	66001590	SHIM	2	
31	66001585	BUSHING	2	
32	66003738	BEARING CAP	2	
33	66001594	BOLT M18X1.5X55	4	
34	66000944	SCREW M10X30	2	
35	66000164	WASHER 10	2	
36	66000163	WASHER 8	4	
37	66002352	BRACKET	2	2T-2.5T
37	66002537	BRACKET	2	3T-3.5T

FIG.5 CHAIN

SIMPLEX



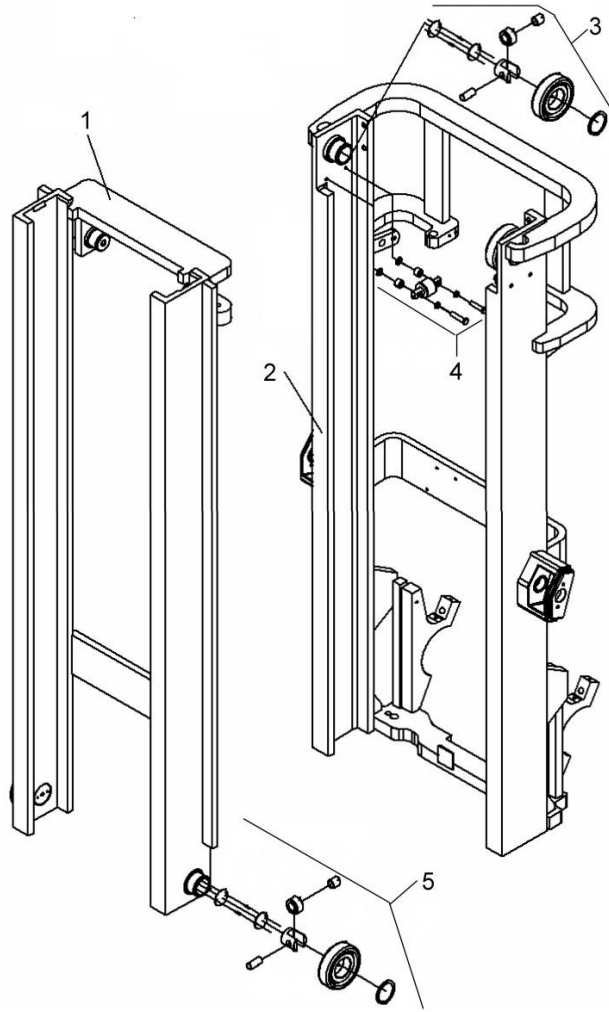
ITEM	PART NO.	DESCRIPTION	QTY	REMARKS OR SERIAL NO.
A1	SEE OPTIONAL PARTS LIST 1	CHAIN	1	INC:1-7 (2T-3T)
A2	SEE OPTIONAL PARTS LIST 1	CHAIN	1	INC:1-7 (3.5T)
1	NO PART NO.	CHAIN LH1623X75	1	2T-3T 3M
1	NO PART NO.	CHAIN LH1634X81	1	3.5T 3M
2	66001174	COTTER PIN 3X20	2	2T-3T
2	66000059	COTTER PIN 3.2X20	2	3.5T
3	NO PART NO.	PIN	2	2T-3T
3	NO PART NO.	PIN	2	3.5T
4	NO PART NO.	CHAIN ANCHOR	2	2T-3T
4	NO PART NO.	CHAIN ANCHOR	2	3.5T
5	66001177	COTTER PIN 2.5X28	1	
6	66000150	NUT M20X1.5	5	
7	NO PART NO.	CHAIN ANCHOR	1	2T-3T
7	NO PART NO.	CHAIN ANCHOR	1	3.5T

<OPTIONAL PARTS LIST 1>
SIMPLEX
 CHAIN

ITEM NO.	(A1) CHAIN (2T-3T)	(A2) CHAIN (3.5T)
LIFT HEIGHT	PART NO.	PART NO.
3000	66002203	66002280
3300	66002217	66002290
3600	66002227	66002296
4300	66002237	66002303
4500	66002244	66002307

FIG.6 MAST

SIMPLEX



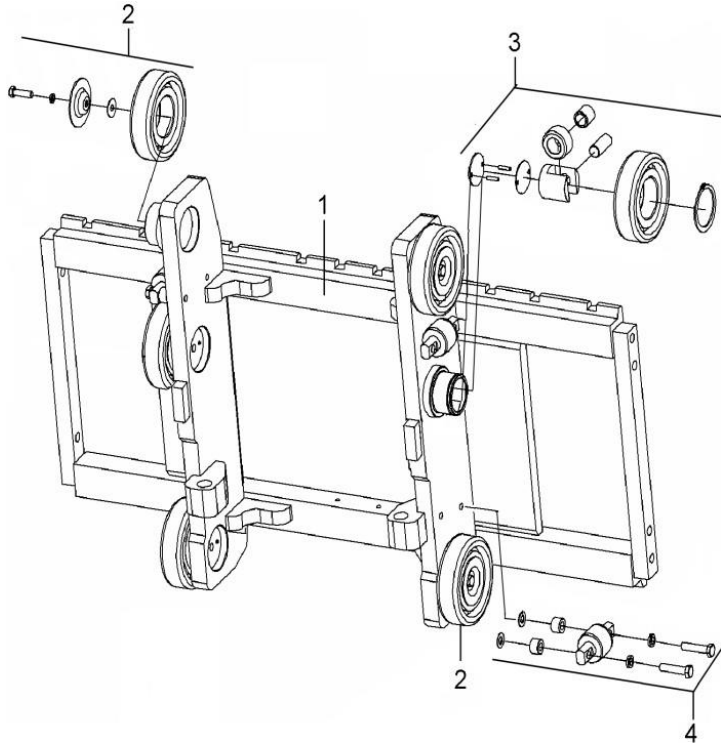
ITEM	PART NO.	DESCRIPTION	QTY	REMARKS OR SERIAL NO.
1	SEE OPTIONAL PARTS LIST 2	INNER MAST	1	2T-3T
1	SEE OPTIONAL PARTS LIST 2	INNER MAST	1	3.5T
2	SEE OPTIONAL PARTS LIST 2	OUTER MAST	1	2T-3T
2	SEE OPTIONAL PARTS LIST 2	OUTER MAST	1	3.5T
3	66001596	LOAD ROLLER-COMPLEX	2	FIG.1
4	66007744	SIDE ROLLER	2	FIG.3
5	66002539	LOAD ROLLER-COMPLEX	2	FIG.1

<OPTIONAL PARTS LIST 2>
SIMPLEX
(2T-3.5T) MAST

ITEM NO.	1 (2T-3T) INNER	1 (3.5T) INNER	2 (2T-3T) OUTER	2 (3.5 T) OUTER
LIFT HEIGHT	PART NO.	PART NO.	PART NO.	PART NO.
3000	66002205	66002282	66002204	66002281
3300	66002219	66002292	66002218	66002291
3600	66002229	66002298	66002228	66002297
4300	66002239	66002305	66002238	66002304
4500	66002246	66002309	66002245	66002308

FIG.7 CARRIAGE ASSY

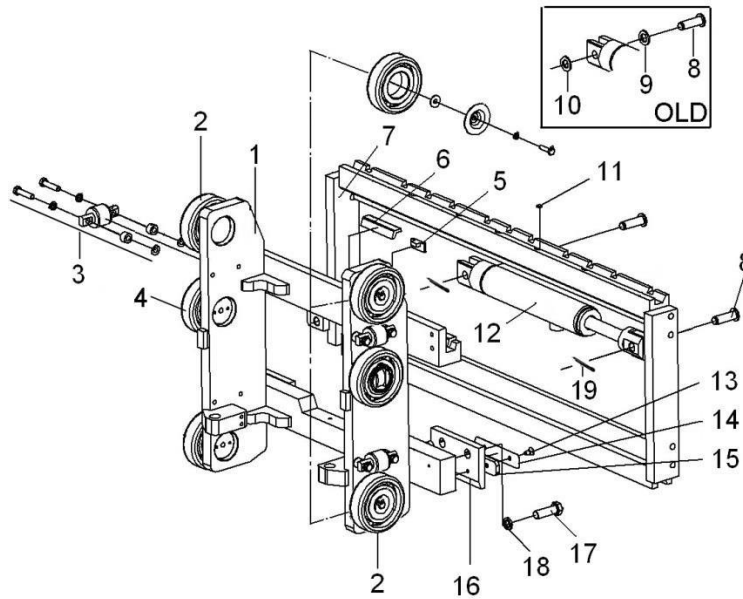
SIMPLEX



ITEM	PART NO.	DESCRIPTION	QTY	REMARKS OR SERIAL NO.
A1	66011445	CARRIAGE	1	2T-2.5T
A1	66011448	CARRIAGE	1	3T
A1	66011451	CARRIAGE	1	3.5T
1	66002186	CARRIAGE WELDMENT	1	2T-2.5T
1	66002207	CARRIAGE WELDMENT	1	3T
1	66002284	CARRIAGE WELDMENT	1	3.5T
2	66002538	LOAD ROLLER-CROSS	4	FIG.2
3	66002540	LOAD ROLLER-COMPLEX	2	FIG.1
4	66007744	SIDE ROLLER	4	FIG.3

FIG.8 SIDE-SHIFT CARRIAGE

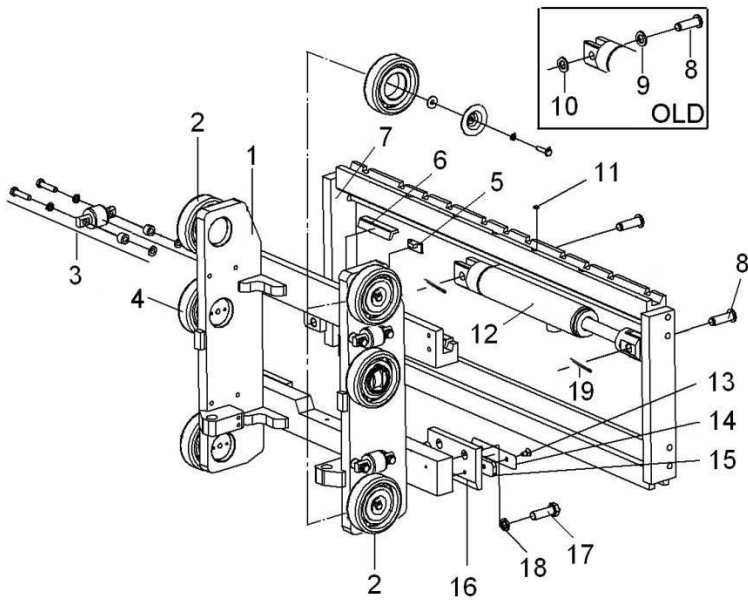
SIMPLEX



ITEM	PART NO.	DESCRIPTION	QTY	REMARKS OR SERIAL NO.
A3	66011443	SIDE-SHIFT CARRIAGE	1	2T-2.5T
A3	66011446	SIDE-SHIFT CARRIAGE	1	3T
A3	66011449	SIDE-SHIFT CARRIAGE	1	3.5T
1	66011444	CARRIAGE WELDMENT	1	2T-2.5T
1	66011447	CARRIAGE WELDMENT	1	3T
1	66011450	CARRIAGE WELDMENT	1	3.5T
2	66002538	LOAD ROLLER-CROSS	4	FIG.2
3	66007744	SIDE ROLLER ASSY	4	FIG.3
4	66002540	LOAD ROLLER-COMPLEX	2	FIG.1
5	66002347	BLOCK	2	
6	66002324	WEAR STRIP	3	
7	66001286	SIDE SHIFT CARRIAGE	1	2T-2.5T
7	66001289	SIDE SHIFT CARRIAGE	1	3T-3.5T
8	66002326	PIN	2	≤08/2012
8	66010508	PIN	2	≥09/2012

FIG.8 SIDE-SHIFT CARRIAGE

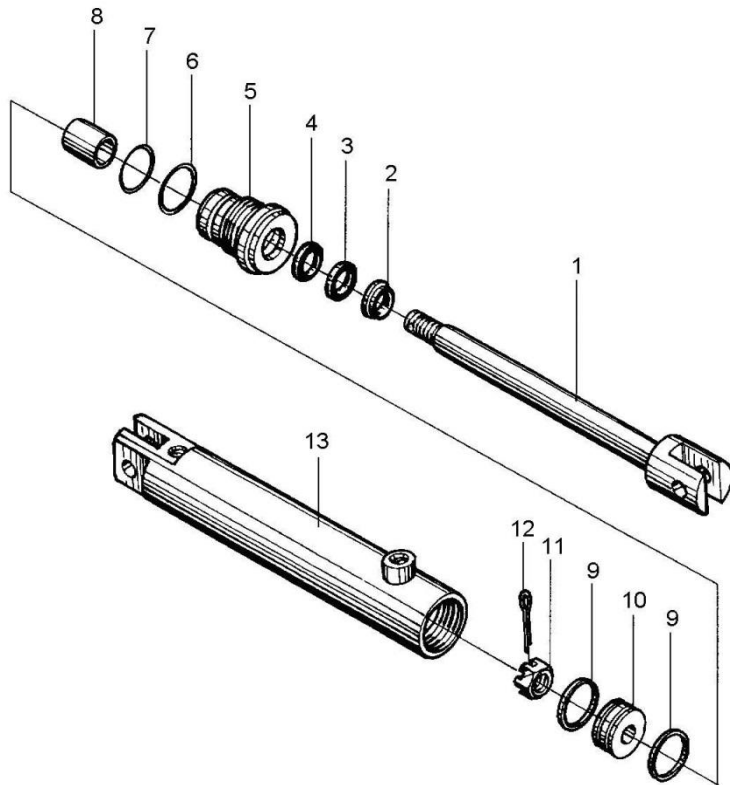
SIMPLEX



ITEM	PART NO.	DESCRIPTION	QTY	REMARKS OR SERIAL NO.
9	66000166	WASHER 16	2	≤08/2012
10	66001222	SNAP RING 16	2	≤08/2012
11	66000092	GREASE FITTING M6	5	
12	66002329	SIDE SHIFT CYLINDER	1	
13	66001166	SCREW M8X16	4	
14	66002325	WEAR STRIP	2	
15	66002328	SHIM	2	
16	66002327	PLATE	2	
17	66001216	BOLT M16X1.5X50	4	
18	66000069	WASHER 16	4	
19	66010801	COTTER PIN	2	≥09/2012

FIG.9 SIDE-SHIFT CYLINDER

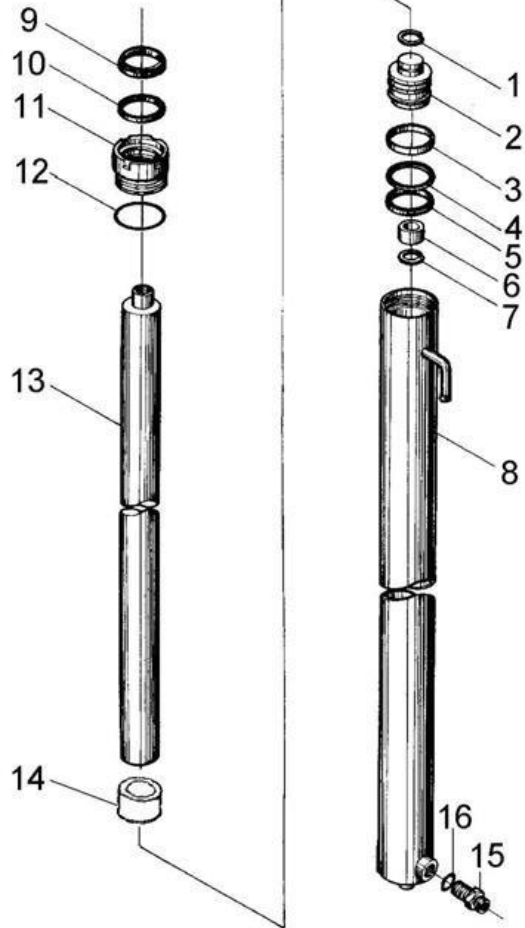
SIMPLEX DUPLEX TRIPLEX



ITEM	PART NO.	DESCRIPTION	QTY	REMARKS OR SERIAL NO.
A	66002329	SIDE SHIFT CYLINDER	1	INC:1-13
1	66002331	CYLINDER ROD	1	
2	NO PART NO.	ROD WIPER D25	1	
3	NO PART NO.	SEAL RING D25	1	
4	NO PART NO.	SEAL RING D25	1	
5	66002446	GUIDE	1	
6	66001193	O-RING 56X3.5	1	
7	66001192	O-RING 50X3.5	1	
8	66002445	OIL SEAL	1	
9	66002528	PISTON RING	2	
10	66002527	PISTON	1	
11	66002526	NUT	1	
12	66005710	COTTER PIN 4X36	1	
13	66002330	CYLINDER WELDMENT	1	
K1	66011135	SEAL KIT - SIDE SHIFT CYL	1	INC. 2,3,4,6&7

FIG.10 LIFT CYLINDER-RH/LH

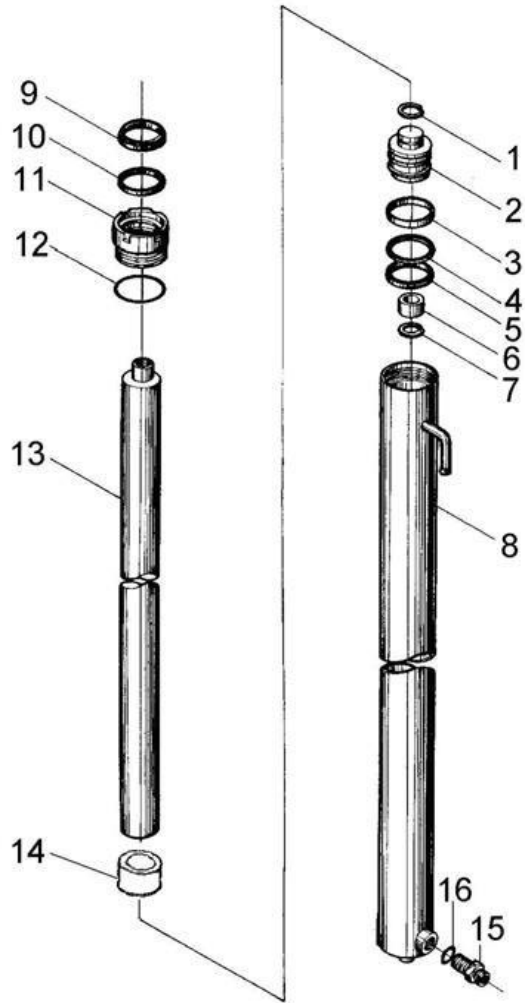
SIMPLEX



ITEM	PART NO.	DESCRIPTION	QTY	REMARKS OR SERIAL NO.
A1	SEE OPTIONAL PARTS LIST 3	LIFT CYLINDER-RH	1	2T-2.5T, INC:1-16
A1	SEE OPTIONAL PARTS LIST 3	LIFT CYLINDER-RH	1	3T, INC:1-16
A1	SEE OPTIONAL PARTS LIST 3	LIFT CYLINDER-RH	1	3.5T, INC:1-16
A2	SEE OPTIONAL PARTS LIST 3	LIFT CYLINDER-LH	1	2T-2.5T, INC:1-14
A2	SEE OPTIONAL PARTS LIST 3	LIFT CYLINDER-LH	1	3T, INC:1-14
A2	SEE OPTIONAL PARTS LIST 3	LIFT CYLINDER-LH	1	3.5T, INC:1-14
1	66001226	SNAP RING 24	2	2T-2.5T
1	66001228	SNAP RING 30	2	3T-3.5T
2	66001313	PISTON	2	2T-2.5T
2	66001602	PISTON	2	3T
2	66001910	PISTON	2	3.5T
2	66011480	PISTON	2	3.5T ≥08/2012
3	66001314	WEAR RING	2	2T-2.5T
3	66001603	WEAR RING	2	3T
3	66001911	WEAR RING	2	3.5T

FIG.10 LIFT CYLINDER-RH/LH

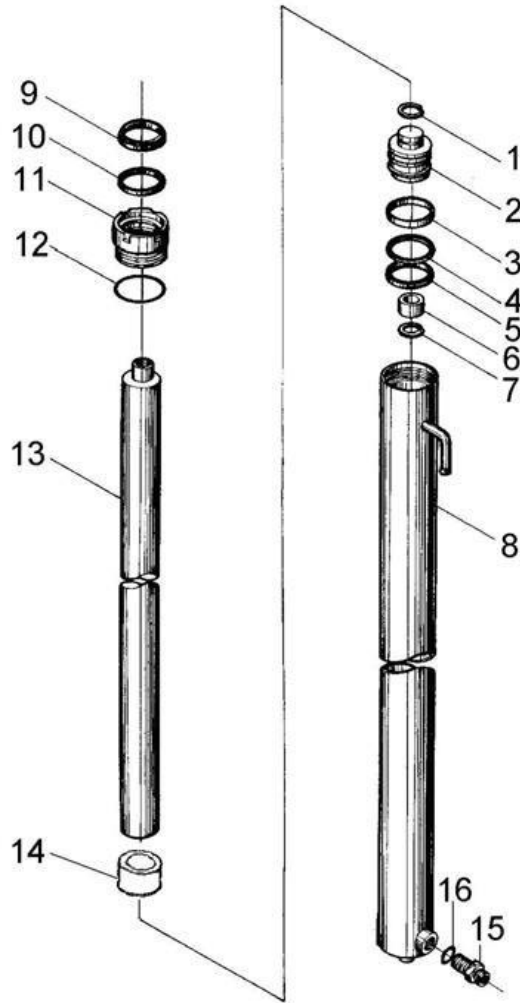
SIMPLEX



ITEM	PART NO.	DESCRIPTION	QTY	REMARKS OR SERIAL NO.
3	66011478	BACKUP RING	2	3.5T ≥08/2012
4	66001315	RING	2	2T-2.5T
4	66001604	RING	2	3T
4	66001912	RING	2	3.5T
4	66011479	RING	2	3.5T ≥08/2012
5	NO PART NO.	OSI-SEAL RING D50	2	2T-2.5T
5	66001162	OSI-SEAL RING D56	2	3T
5	NO PART NO.	OSI-SEAL RING D63	2	3.5T
5	66001155	OSI-SEAL RING D60	2	3.5T ≥08/2012
6	66001316	SLEEVE	2	2T-2.5T
6	66001605	SLEEVE	2	3T
6	66001913	SLEEVE	2	3.5T
6	66001605	SLEEVE	2	3.5T ≥08/2012
7	66001226	SNAP RING 24	2	2T-2.5T
7	66001228	SNAP RING 30	2	3-3.5T

FIG.10 LIFT CYLINDER-RH/LH

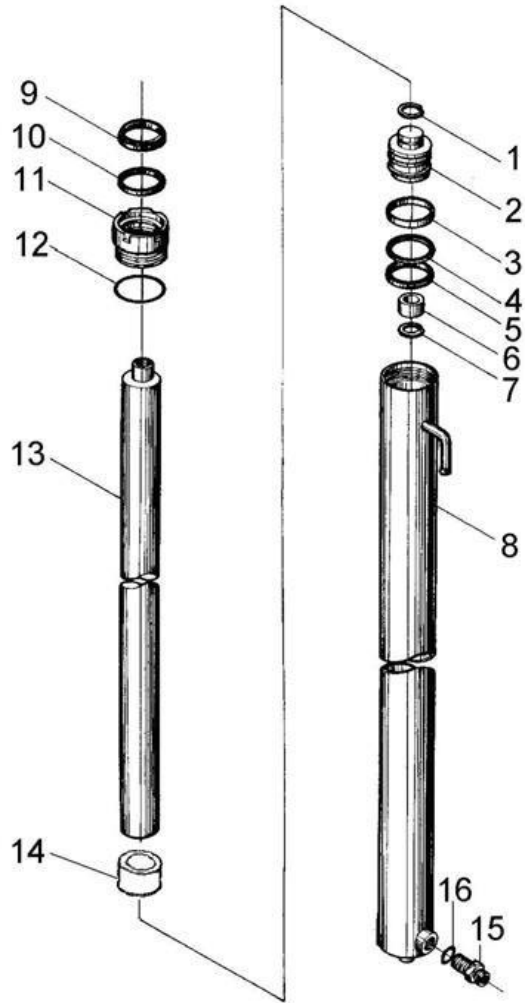
SIMPLEX



ITEM	PART NO.	DESCRIPTION	QTY	REMARKS OR SERIAL NO.
8	SEE OPTIONAL PARTS LIST 3	TUBE WELDMT CYL-RH	1	2T-2.5T, 3T & 3.5T
8	SEE OPTIONAL PARTS LIST 3	TUBE WELDMT CYL-LH	1	2T-2.5T, 3T & 3.5T
9	NO PART NO.	DKI-ROD WIPER D40	2	2T-2.5T
9	66001151	DKI-ROD WIPER D45	2	3T-3.5T
10	66000014	ISI-SEAL RING D40	2	2T-2.5T
10	66001153	ISI-SEAL RING D45	2	3T-3.5T
11	66001318	GLAND	2	2T-2.5T
11	66001607	GLAND	2	3T
11	66001916	GLAND	2	3.5T
11	66011477	GLAND	2	3.5T ≥08/2012
12	66001231	O-RING 51.5X2.65	2	2T-2.5T
12	66001229	O-RING 56X2.65	2	3T
12	66001195	O-RING 68X3.1	2	3.5T
12	66011330	O-RING 60X2.65	2	3.5T ≥08/2012
13	SEE OPTIONAL PARTS LIST 3	CYLINDER ROD	2	2T-2.5T

FIG.10 LIFT CYLINDER-RH/LH

SIMPLEX



ITEM	PART NO.	DESCRIPTION	QTY	REMARKS OR SERIAL NO.
13	SEE OPTIONAL PARTS LIST 3	CYLINDER ROD	2	3T
13	SEE OPTIONAL PARTS LIST 3	CYLINDER ROD	2	3.5T(≤08/2012)
13	SEE OPTIONAL PARTS LIST 3	CYLINDER ROD	2	3.5T(>08/2012)
14	SEE OPTIONAL PARTS LIST 3	SPACER BUSHING	2	
15	66001319	FITTING	1	2T-2.5T-RH
15	66001608	FITTING	1	3T-3.5T-RH
16	NO PART NO.	O-RING P14	1	2T-2.5T-RH
16	66000189	O-RING P18	1	3T-3.5T-RH
K1	66010821	KIT-SEAL-LIFT CYLINDER	1	INC:5,9,10,12&16 (2T-2.5T)
K2	66003572	KIT-SEAL-LIFT CYLINDER	1	INC:5,9,10,12&16 (3T)
K3	66003573	KIT-SEAL-LIFT CYLINDER	1	INC:5,9,10,12&16, 3.5T ≤08/2012
K3	66011380	KIT-SEAL-LIFT CYLINDER	1	INC:5,9,10,12&16 3.5T ≥08/2012

NOTICE: NO. 1, 2, & 13 ARE CYLINDER ASSEMBLIES

<OPTIONAL PARTS LIST 3>
SIMPLEX
(2-2.5T) LIFT CYLINDER RH/LH

ITEM NO.	A1 (RH CYL)	A2 (LH CYL)	8 (RH-TUBE WDMT)	8 (LH-TUBE WDMT)	13 (ROD)	14 (SPACER)
LIFT HEIGHT	PART NO.	PART NO.	PART NO.	PART NO.	PART NO.	PART NO.
3000	66001311	66001320	66001317	66001321	66001312	WITHOUT PART 14
3300	66003723	66003726	66003725	66003727	66003724	WITHOUT PART 14
3600	66001330	66001334	66001333	66001335	66001331	66011230
4300	66001348	66001352	66001351	66001353	66001349	66011233
4500	66001354	66001358	66001357	66001359	66001355	66011234

<OPTIONAL PARTS LIST 3>
SIMPLEX
(3T) LIFT CYLINDER RH/LH

ITEM NO.	A1(RH CYL)	A2(LH CYL)	8 (RH-TUBE WDMT)	8(LH-TUBE WDMT)	13(ROD)	14(SPACER)
LIFT HEIGHT	PART NO.	PART NO.	PART NO.	PART NO.	PART NO.	PART NO.
3000	66001600	66001609	66001606	66001610	66001601	WITHOUT PART 14
3300	66003742	66003745	66003744	66003746	66003743	WITHOUT PART 14
3600	66001628	66001632	66001631	66001633	66001629	66001630
4300	66001646	66001650	66001649	66001651	66001647	66001648
4500	66001653	66001657	66001656	66001658	66001654	66001655

<OPTIONAL PARTS LIST 3>
SIMPLEX
(3.5T) LIFT CYLINDER RH/LH (≤08/2012)

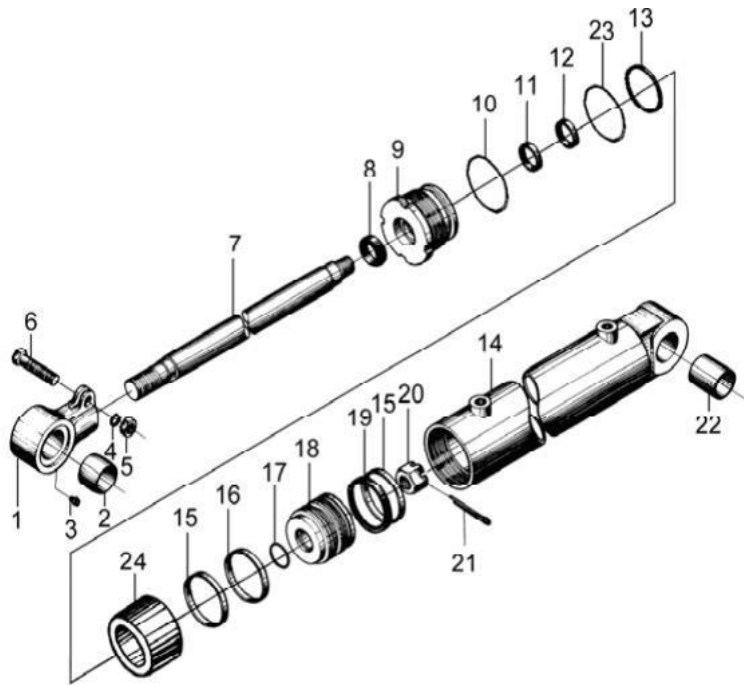
ITEM NO.	A1(RH CYL)	A2(LH CYL)	8 (RH-TUBE WDMT)	8(LH-TUBE WDMT)	13(ROD)	14(SPACER)
LIFT HEIGHT	PART NO.	PART NO.	PART NO.	PART NO.	PART NO.	PART NO.
3000	66001908	66001917	66001915	66001918	66001909	66001914
3300	66011385	66011390	66011388	66011392	66011387	66001914
3600	66001926	66001930	66001929	66001931	66001927	66001928
4300	66001944	66001948	66001947	66001949	66001945	66001946
4500	66001951	66001955	66001954	66001956	66001952	66001953

<OPTIONAL PARTS LIST 3>
SIMPLEX
(3.5T) LIFT CYLINDER RH/LH (>08/2012)

ITEM NO.	A1(RH CYL)	A2(LH CYL)	8 (RH-TUBE WDMT)	8(LH-TUBE WDMT)	13(ROD)	14(SPACER)
LIFT HEIGHT	PART NO.	PART NO.	PART NO.	PART NO.	PART NO.	PART NO.
3000	66011381	66011383	66011382	66011384	66001909	66008288
3300	66011386	66011391	66011389	66011393	66011387	66008288
3600	66011398	66011401	66011400	66011402	66001927	66011399
4300	66011408	66011411	66011410	66011412	66001945	66011409
4500	66011413	66011416	66011415	66011417	66001952	66011414

FIG.11 TILT CYLINDER

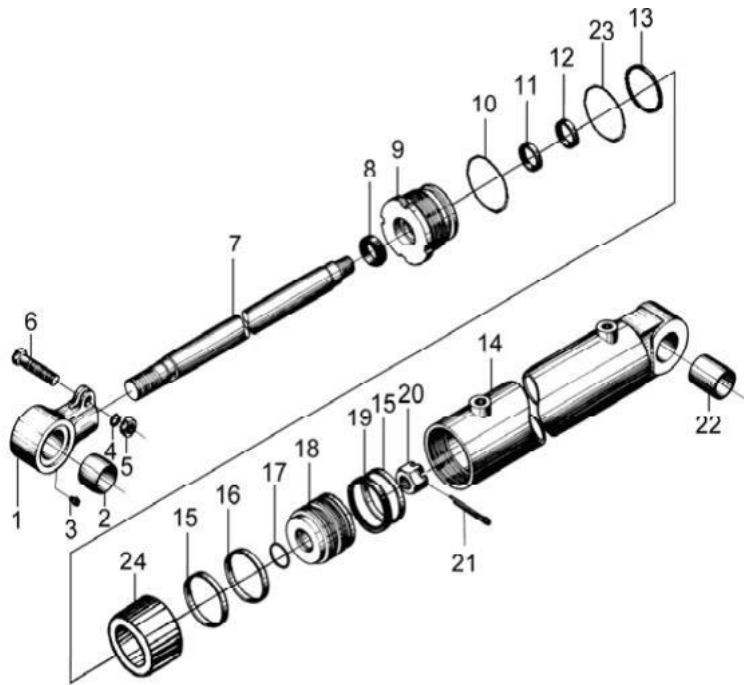
SIMPLEX DUPLEX TRIPLEX



ITEM	PART NO.	DESCRIPTION	QTY	REMARKS OR SERIAL NO.
A	SEE OPTIONAL PARTS LIST 4	TILT CYLINDER	2	2T-3T, INC:1-24
A	SEE OPTIONAL PARTS LIST 4	TILT CYLINDER	2	3.5T, INC:1-24
1	66002212	ROD END	2	
2	66001611	BEARING	2	
3	66000092	GREASE FITTING M6	2	
4	66000068	WASHER 14	2	
5	66000149	NUT M14X1.5	2	
6	66001213	BOLT M14X1.5X60	2	
7	SEE OPTIONAL PARTS LIST 4	CYLINDER ROD	2	2T-3T
7	SEE OPTIONAL PARTS LIST 4	CYLINDER ROD	2	3.5T
8	NO PART NO.	ROD WIPER D30X38X5X6.5	2	OPTIONAL:66003605
9	66001614	GLAND	2	2T-3T
9	66001920	GLAND	2	3.5T
10	66000916	O-RING 75X3.1	2	2T-3T
10	66001201	O-RING 85X3.1	2	3.5T

FIG.11 TILT CYLINDER

SIMPLEX DUPLEX TRIPLEX



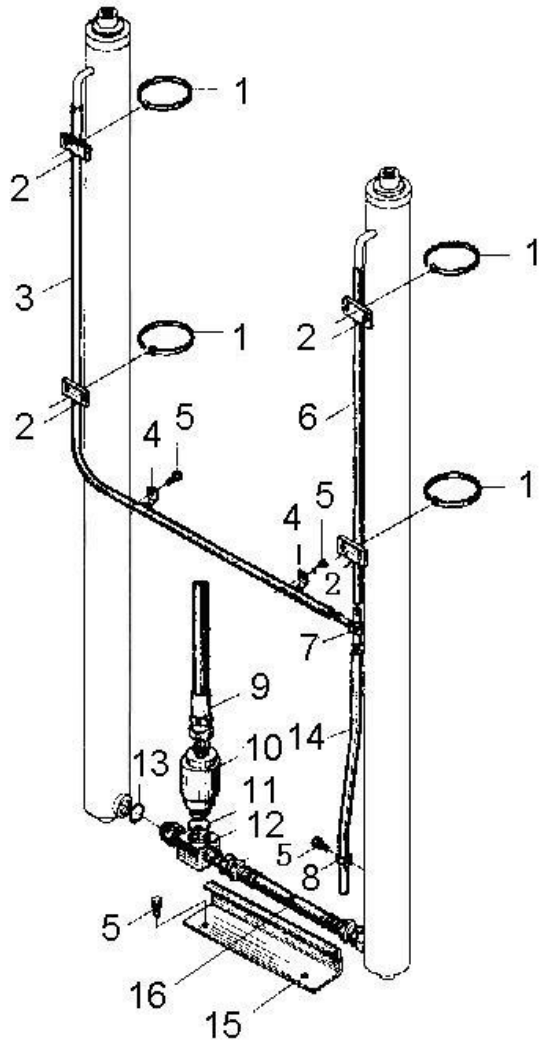
ITEM	PART NO.	DESCRIPTION	QTY	REMARKS OR SERIAL NO.
20	66001219	NUT M24X2	1	
21	66001176	COTTER PIN 5X45	1	
22	66002322	BUSHING 3545	1	
23	66001613	RING 70X61X2.5	1	2T-3T
23	66001919	RING 80X71X2.5	1	3.5T
24	SEE OPTIONAL PARTS LIST 4	SPACER	1	
K3	66003579	KIT-SEAL-TILT CYLINDER	1	2T-3T: INC:8,10-13,15&17
K2	66003580	KIT-SEAL-TILT CYLINDER	1	3.5T INC:8,10-13,15&17

<OPTIONAL PARTS LIST 4>
ALL
(2T-3.5T) TILT CYL

ITEM NO.	(A)TILT CYL (2T-3T)	(7)ROD (2T-3T)	(24)SPACER (2T-3T)	(A)TILT CYL (3.5T)	(7)ROD (3.5T)	(24)SPACER (3.5T)
LIFT HEIGHT	PART NO.	PART NO.	PART NO.	PART NO.	PART NO.	PART NO.
3000	66002210	66001612	WITHOUT PART 24	66002285	66001612	WITHOUT PART 24
3300	66002210	66001612	WITHOUT PART 24	66002285	66001612	WITHOUT PART 24
3600	66002210	66001612	WITHOUT PART 24	66002285	66001612	WITHOUT PART 24
4300	66002240	66001652	66002241	66002306	66001950	66002241
4500	66002240	66001652	66002241	66002306	66001950	66002241
4800	66002240	66001652	66002241	66002306	66001950	66002241
5500	66001747	66001652	66001748	66002032	66001950	66001748

FIG.12 MAST ROUTING

SIMPLEX



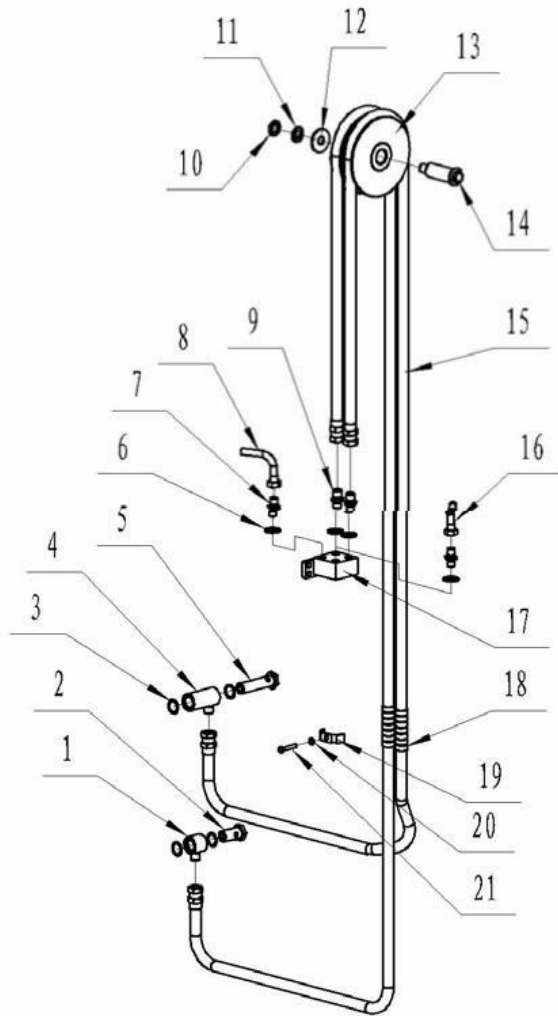
ITEM	PART NO.	DESCRIPTION	QTY	REMARKS OR SERIAL NO.
1	66001164	CLAMP-BAND	4	
2	66001615	BRACKET	4	
3	SEE OPTIONAL PARTS LIST 5	HOSE ASSY Ø14.5/Ø9.5	1	2T-3.5T 3M
4	66002323	CLIP	2	
5	66001592	BOLT M8X1.25X16	5	
6	SEE OPTIONAL PARTS LIST 5	HOSE ASSY Ø14.5/Ø9.5	1	2T-3.5T 3M
7	66001616	T-FITTING	1	
8	66001618	CLIP	2	
9	66002187	HOSE ASSY	1	2T-2.5T STD NON-OPS
9	66002216	HOSE ASSY	1	3T-3.5T STD NON-OPS
9	66009084	HOSE ASSY	1	2T-3.5T OPS
10	66001322	LOWERING CONTROL VALVE	1	2T-2.5T
10	66001620	LOWERING CONTROL VALVE	1	3T-3.5T
11	66000189	O-RING P18	1	2T-2.5T
11	66001280	O-RING P24	1	3T-3.5T

<OPTIONAL PARTS LIST 5>
SIMPLEX
(2T-3.5T) HOSES

ITEM NO.	3 2T-3T	3 3.5T	6 2T-3T	6 3.5T
LIFT HEIGHT	PART NO.	PART NO.	PART NO.	PART NO.
3000	66002214	66002220	66002215	66002221
3300	66002220	66300005	66002221	66300006
3600	66002230	66300009	66002231	66300010
4300	66002242	66300013	66002243	66300014
4500	66002247	66300015	66002248	66300016

FIG.13 SIDE-SHIFT ROUTING

SIMPLEX



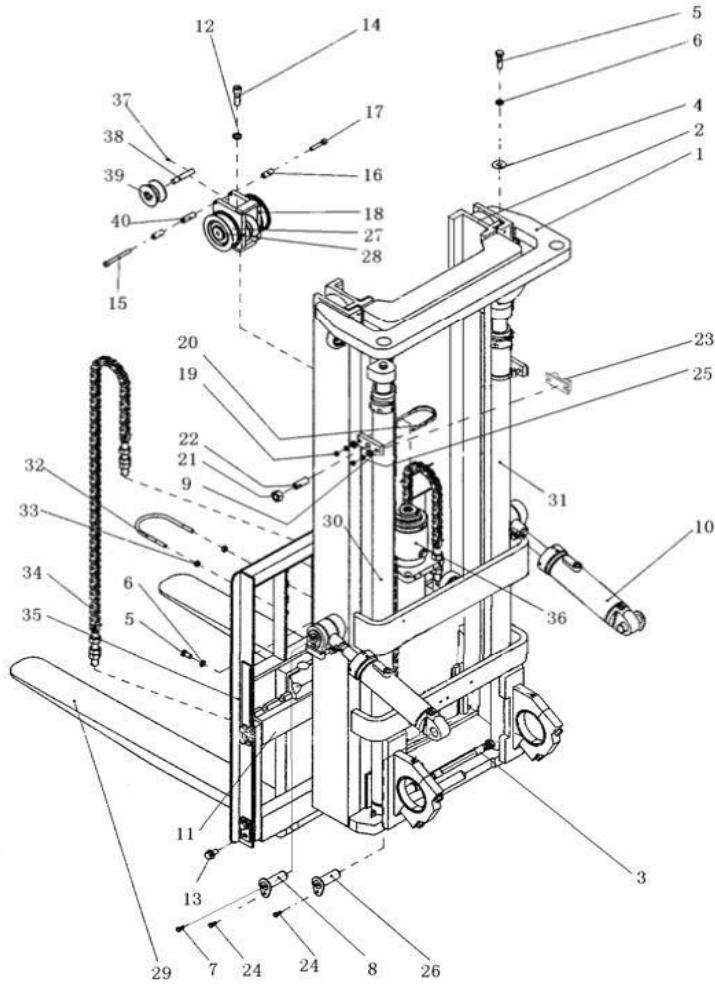
ITEM	PART NO.	DESCRIPTION	QTY	REMARKS OR SERIAL NO.
1	66002620	JUNCTION BLOCK	1	
2	66002530	PIN	1	
3	66001205	O-RING 26X2.4	4	
4	66002621	FITTING	1	
5	66002529	PIN	1	
6	66000264	WASHER 14	4	
7	66001131	FITTING	2	
8	66001242	HOSE ASSY	1	BUILT-IN AND NON-BUILT-IN
9	66001130	FITTING	2	
10	66001180	WASHER 14	1	
11	66000068	WASHER 14	1	
12	66001220	WASHER 14	1	
13	66001106	HOSE SHEAVE	2	
14	66001103	PIN	1	
15	SEE OPTIONAL PARTS LIST 6	HOSE ASSY	2	2T-3.5T

<OPTIONAL PARTS LIST 6>
SIMPLEX
(2T-3.5T) HOSES

ITEM NO.	15 (2T-2.5T)	15 (3T)	15 (3.5T)
LIFT HEIGHT	PART NO.	PART NO.	PART NO.
3000	66001264	66001265	66001267
3300	66001266	66001267	66001256
3600	66001256	66001256	66001271
4300	66001273	66001273	66001274
4500	66001274	66001274	66001275

FIG.14 LIFTING PART

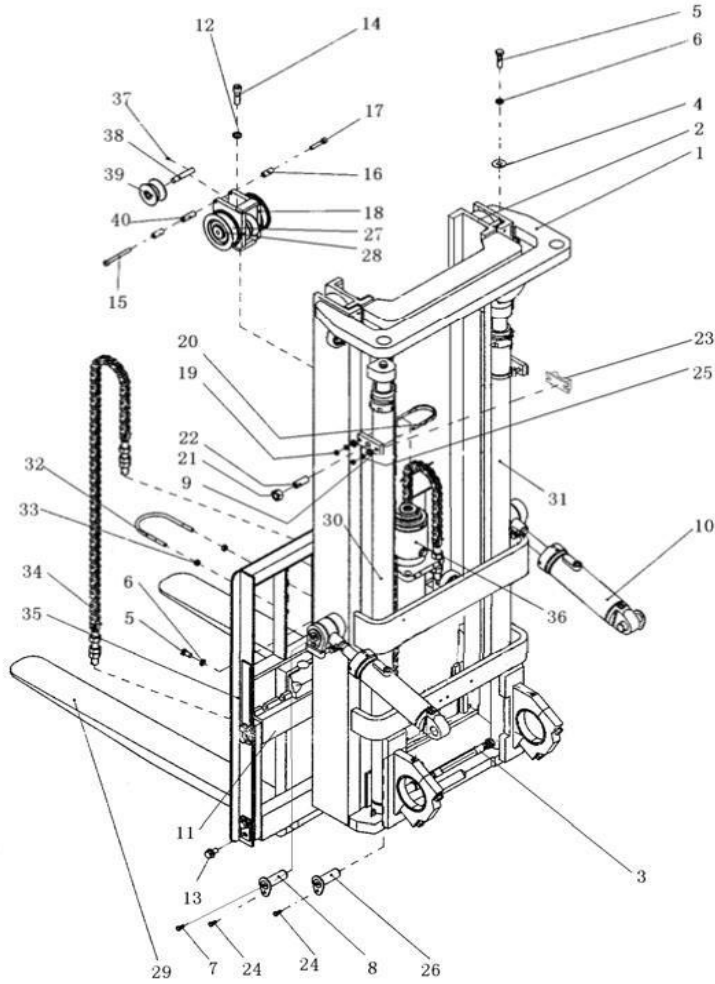
DUPLEX



ITEM	PART NO.	DESCRIPTION	QTY	REMARKS OR SERIAL NO.
1	SEE FIG.16	OUTER MAST	1	2T-2.5T, 3T & 3.5T
2	SEE FIG.16	INNER MAST	1	2T-2.5T, 3T & 3.5T
3	SEE FIG.22	MAST HOSE ROUTING	1	2T-2.5T
3	SEE FIG.23	MAST HOSE ROUTING	1	3T & 3.5T
4	66002433	WASHER	2	
5	66001211	BOLT M12X25	3	
6	66000067	WASHER 12	7	
7	66001187	GREASE FITTINGM10X1	6	
8	66001703	PIN SHAFT	2	
9	66000163	WASHER 8	4	
10	66002210	TILT CYLINDER	2	FIG.11 (2T-3T)
10	66002285	TILT CYLINDER	2	FIG.11 (3.5T)
11	66001510	CARRIAGE	1	FIG.17 (2T-2.5T)
11	66001822	CARRIAGE	1	FIG.17 (3T)
11	66002095	CARRIAGE	1	FIG.17 (3.5T)

FIG.14 LIFTING PART

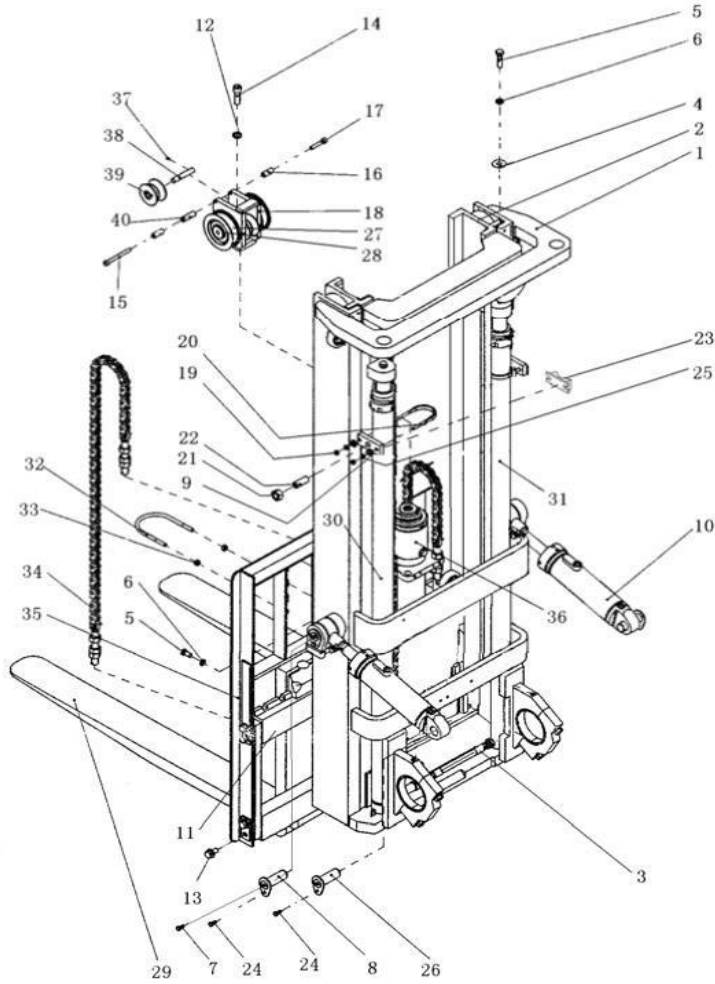
DUPLEX



ITEM	PART NO.	DESCRIPTION	QTY	REMARKS OR SERIAL NO.
11	66001292	SIDE-SHIFT CARRIAGE	1	FIG.18 (2T-2.5T)
11	66001567	SIDE-SHIFT CARRIAGE	1	FIG.18 (3T)
11	66001890	SIDE-SHIFT CARRIAGE	1	FIG.18 (3.5T)
12	66000069	WASHER 16	1	
13	66001595	BOLT M14X1.5X30	8	
14	66001172	SCREW M16X50	1	
15	66001133	SCREW	1	
16	66002439	SLEEVE	2	
17	66001171	SCREW M10X55	1	
18	66002441	CHAIN SHEAVE	1	2T-3T
18	66002469	CHAIN SHEAVE	1	3.5T
19	66001185	NUT M8	4	
20	66001404	U-BOLT	2	2T-2.5T
20	66001818	U-BOLT	2	3T-3.5T
21	66001217	NUT M20	2	

FIG.14 LIFTING PART

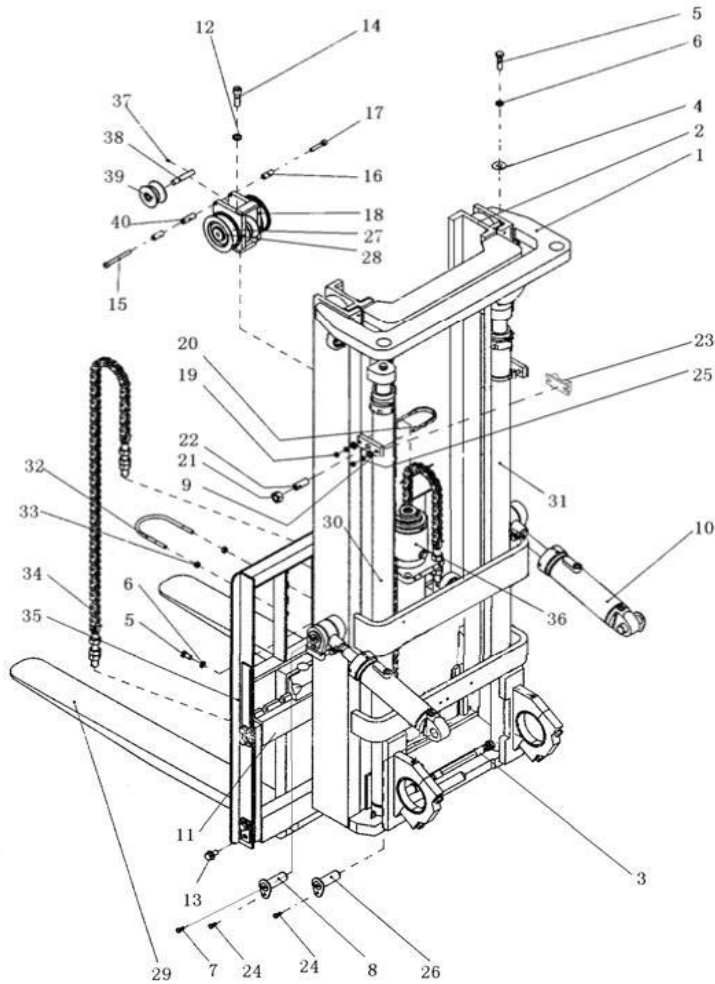
DUPLEX



ITEM	PART NO.	DESCRIPTION	QTY	REMARKS OR SERIAL NO.
22	66001702	SCREW M20X46	2	
23	66002352	BRACKET	2	2T-2.5T
23	66002537	BRACKET	2	3T-3.5T
24	66001593	BOLT M10X1.25X20	4	
25	66001179	WASHER 18	4	
26	66001591	PIN SHAFT	2	
27	66002622	CHAIN SHEAVE	2	2T-3T
27	66002625	CHAIN SHEAVE	2	3.5T
28	66001224	SNAP RING 45	2	
29	66001309	FORK	2	2T-2.5T
29	66001597	FORK	2	3T
29	66001907	FORK	2	3.5T
30	66001524	LIFT CYLINDER-RH	1	FIG.19 2T-2.5T 3.3M
30	66001824	LIFT CYLINDER-RH	1	FIG.20 3T 3.3M
30	66002111	LIFT CYLINDER-RH	1	FIG.20 3.5T 3.3M

FIG.14 LIFTING PART

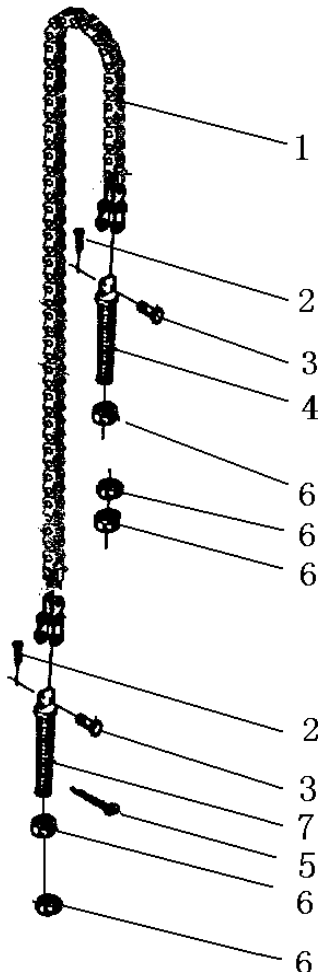
DUPLEX



ITEM	PART NO.	DESCRIPTION	QTY	REMARKS OR SERIAL NO.
31	66001527	LIFT CYLINDER-LH	1	FIG.19 2T-2.5T 3.3M
31	66001829	LIFT CYLINDER-LH	1	FIG.20 3T 3.3M
31	66002114	LIFT CYLINDER-LH	1	FIG.20 3.5T 3.3M
32	66002615	BOLT	1	2T-2.5T, 3T
32	66002467	BOLT	1	3.5T
33	66000147	NUT M10	2	
34	66002616	CHAIN	2	FIG.15 (2T-3T)
34	66002093	CHAIN	2	FIG.15 (3.5T)
35	66001310	LOAD	1	2T-2.5T
35	66001599	LOAD BACKREST	1	3T-3.5T
36	66001529	CYLINDER-FREE LIFT	1	FIG.21 (2T-2.5T)
36	66001847	CYLINDER-FREE LIFT	1	FIG.21 (3T)
36	66002117	CYLINDER-FREE LIFT	1	FIG.21 (3.5T)
37	66001173	SCREW M6X12	2	
38	66002348	PIN	2	

FIG.15 CHAIN

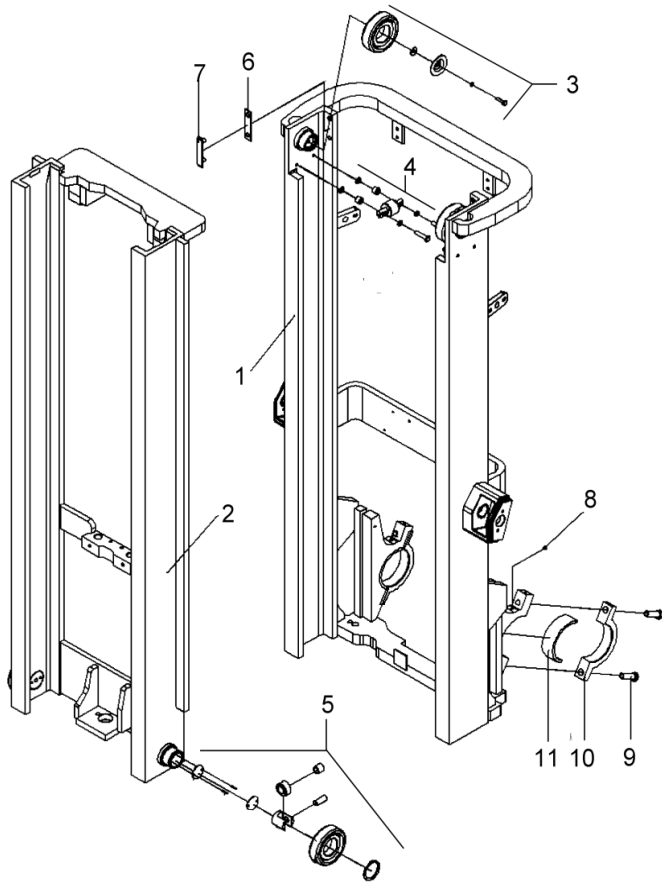
2T-3.5T DUPLEX



ITEM	PART NO.	DESCRIPTION	QTY	REMARKS OR SERIAL NO.
A1	SEE OPTIONAL PARTS LIST 7	CHAIN	2	2T-2.5T
A2	SEE OPTIONAL PARTS LIST 7	CHAIN	2	3T
A3	SEE OPTIONAL PARTS LIST 7	CHAIN	2	3.5T
1	NO PART NO.	CHAIN LH1623X55	1	2T-2.5T 3M
1	NO PART NO.	CHAIN LH1623X53	1	3T 3M
1	NO PART NO.	CHAIN LH1634X53	1	3.5T 3M
2	66001174	COTTER PIN 3X20	2	2T-3T
2	66000059	COTTER PIN 3.2X20	2	3.5T
3	NO PART NO.	PIN	2	2T-3T
3	NO PART NO.	PIN	2	3.5T
4	NO PART NO.	CHAIN ANCHOR	1	2T-3T
4	NO PART NO.	CHAIN ANCHOR	1	3.5T
5	66001177	COTTER PIN 2.5X28	1	
6	66000150	NUT M20X1.5	5	
7	NO PART NO.	CHAIN ANCHOR	1	2T-3.5T

FIG.16 MAST

DUPLEX



ITEM	PART NO.	DESCRIPTION	QTY	REMARKS OR SERIAL NO.
1	SEE OPTIONAL PARTS LIST 8	OUTER MAST	1	2T-2.5T, 3T & 3.5T
2	SEE OPTIONAL PARTS LIST 8	INNER MAST	1	2T-2.5T, 3T & 3.5T
3	66008985	LOAD ROLLER-CROSS	2	FIG.2
4	66007744	SIDE ROLLER	2	FIG.3
5	66002539	LOAD ROLLER-COMPLEX	2	FIG.1
6	66001590	SHIM	2	
7	66001589	GUIDE-BEARING	2	
8	66001187	GREASE FITTING M10X1	6	
9	66001594	BOLT M18X1.5X55	4	
10	66003738	BEARING CAP	2	
11	66001585	BEARING	2	

<OPTIONAL PARTS LIST 7>
DUPLEX
(2T-3.5T) CHAIN

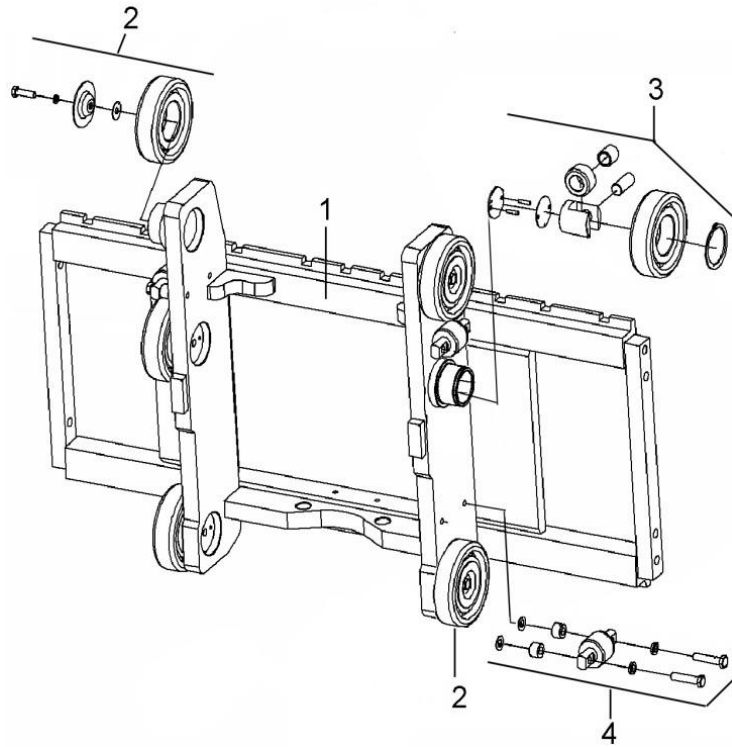
ITEM NO.	A1 (2-2.5T)	A2 (3T)	A3 (3.5T)
LIFT HEIGHT	PART NO.	PART NO.	PART NO.
3300	66001521	66001840	66002108

<OPTIONAL PARTS LIST 8>
DUPLEX
(2T-3.5T) MAST

ITEM NO.	1 OUTER (2T-2.5T)	1 OUTER (3T)	1 OUTER (3.5T)	2 INNER (2T-2.5T)	2 INNER (3T)	2 INNER (3.5T)
LIFT HEIGHT	PART NO.	PART NO.	PART NO.	PART NO.	PART NO.	PART NO.
3300	66001522	66001841	66002109	66001523	66001842	66002110

FIG.17 CARRIAGE ASSY

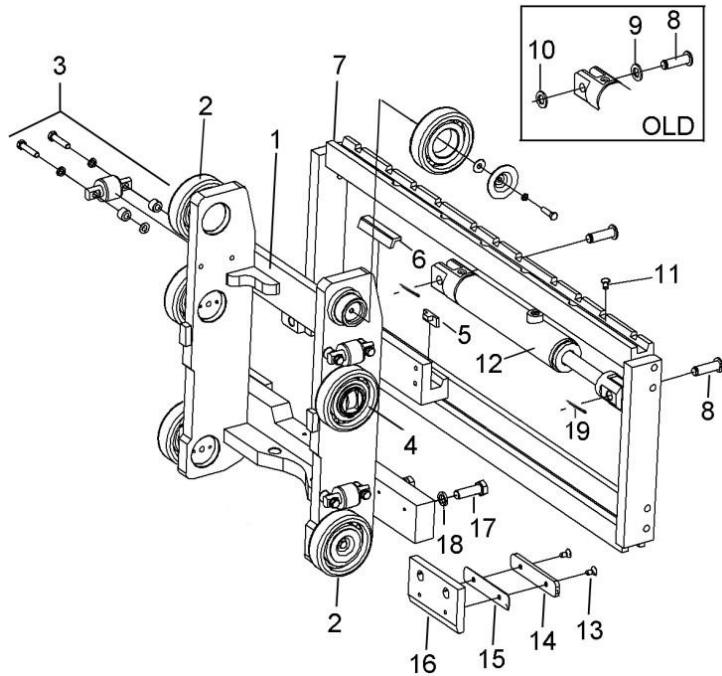
DUPLEX



ITEM	PART NO.	DESCRIPTION	QTY	REMARKS OR SERIAL NO.
A3	66001510	CARRIAGE	1	2T-2.5T
A3	66001822	CARRIAGE	1	3T
A3	66002095	CARRIAGE	1	3.5T
1	66001511	CARRIAGE WELDMENT	1	2T-2.5T
1	66001823	CARRIAGE WELDMENT	1	3T
1	66002096	CARRIAGE WELDMENT	1	3.5T
2	66002538	LOAD ROLLER-CROSS	4	FIG.2
3	66002539	LOAD ROLLER-COMPLEX	2	FIG.1
4	66007744	SIDE ROLLER ASSY	4	FIG.3

FIG.18 SIDE-SHIFT CARRIAGE

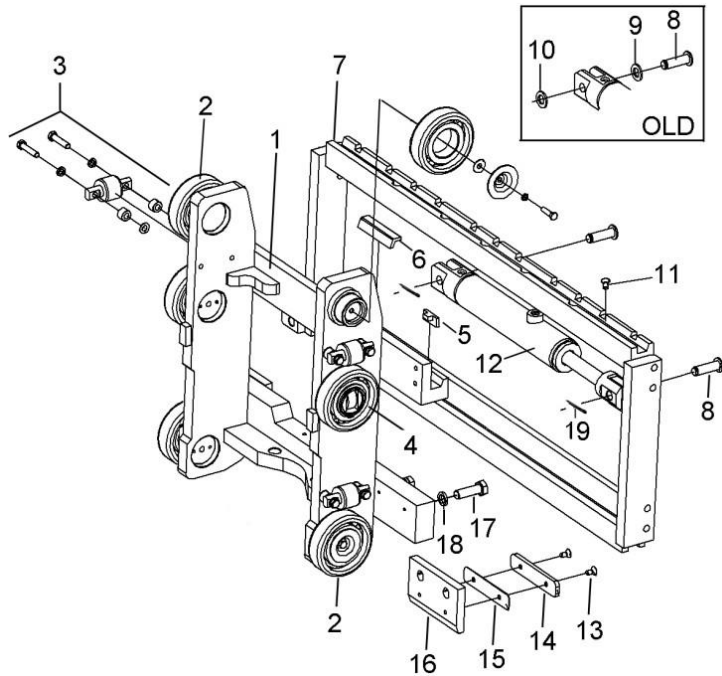
DUPLEX TRIPLEX



ITEM	PART NO.	DESCRIPTION	QTY	REMARKS OR SERIAL NO.
A3	66001292	SIDE SHIFT ASSY	1	2T-2.5T
A3	66001567	SIDE SHIFT ASSY	1	3T
A3	66001890	SIDE SHIFT ASSY	1	3.5T
1	66001293	CARRIAGE WELDMENT	1	2T-2.5T DUPLEX
1	66001568	CARRIAGE WELDMENT	1	3T DUPLEX
1	66001891	CARRIAGE WELDMENT	1	3.5T DUPLEX
1	66001285	CARRIAGE WELDMENT	1	2T-2.5T TRIPLEX
1	66007639	CARRIAGE WELDMENT	1	3T TRIPLEX
1	66007706	CARRIAGE WELDMENT	1	3.5T TRIPLEX
2	66002538	LOAD ROLLER-CROSS	4	FIG.2
3	66007744	SIDE ROLLER ASSY	4	FIG.3
4	66002540	LOAD ROLLER-COMPLEX	2	FIG.1
5	66002347	PLATE	2	
6	66002324	WEAR STRIP	3	
7	66001286	SIDE SHIFT CARRIAGE	1	2T-2.5T

FIG.18 SIDE-SHIFT CARRIAGE

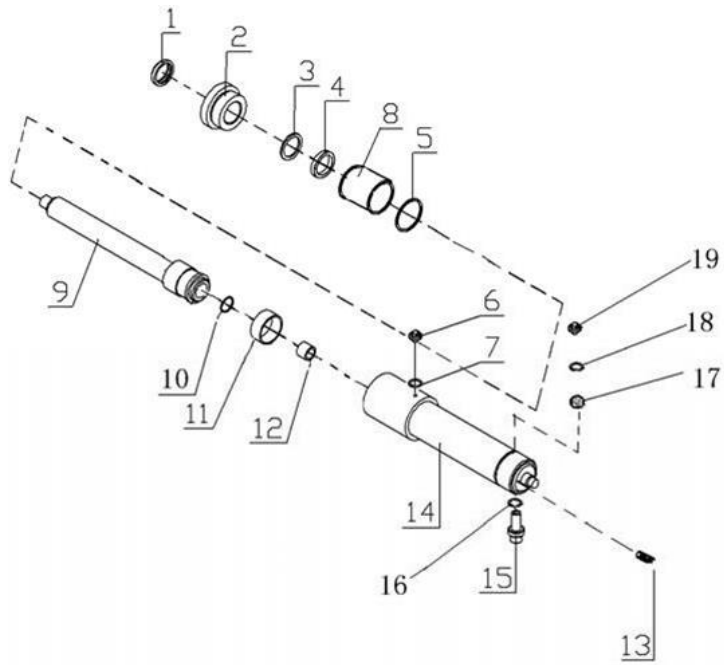
DUPLEX TRIPLEX



ITEM	PART NO.	DESCRIPTION	QTY	REMARKS OR SERIAL NO.
7	66001289	SIDE SHIFT CARRIAGE	1	3-3.5T
8	66002326	PIN	2	≤08/2012
8	66010508	PIN	2	≥09/2012
9	66000166	WASHER 16	2	≤08/2012
10	66001222	SNAP RING 16	2	≤08/2012
11	66000092	GREASE FITTING M6	5	
12	66002329	SIDE SHIFT CYLINDER	1	
13	66001166	SCREW M8X16	4	
14	66002325	WEAR STRIP	2	
15	66002328	SHIM	2	
16	66002327	PLATE	2	
17	66001216	BOLT M16X1.5X50	4	
18	66000069	WASHER 16	4	
19	66010801	COTTER PIN	2	≥09/2012

FIG.19 LIFT CYLINDER-LH/RH

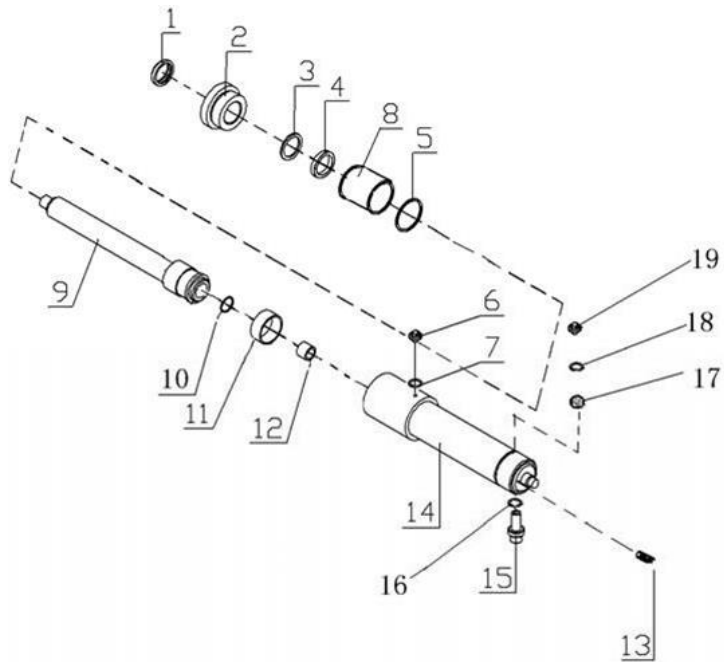
2T-2.5T DUPLEX



ITEM	PART NO.	DESCRIPTION	QTY	REMARKS OR SERIAL NO.
A3	SEE OPTIONAL PARTS LIST 9	LIFT CYLINDER-RH	1	INC:1-16
A4	SEE OPTIONAL PARTS LIST 9	LIFT CYLINDER-LH	1	INC:1-16
1	NO PART NO.	DUST SEAL RING D35	1	
2	66002163	END CAP	1	
3	66002427	SNAP RING	1	
4	NO PART NO.	ISI-SEAL RING D35	1	
5	66010805	O-RING 52X3.5	1	
6	66002350	FITTING	1	
7	66001188	O-RING 16X2.4	1	
8	66002322	SPACER 3545	1	
9	SEE OPTIONAL PARTS LIST 9	CYLINDER ROD -RH	1	
9	SEE OPTIONAL PARTS LIST 9	CYLINDER ROD -LH	1	
10	66001226	SNAP RING 24	1	
11	66002428	WEAR RING	1	
12	66002164	BUSHING	1	

FIG.19 LIFT CYLINDER-LH/RH

2T-2.5T DUPLEX



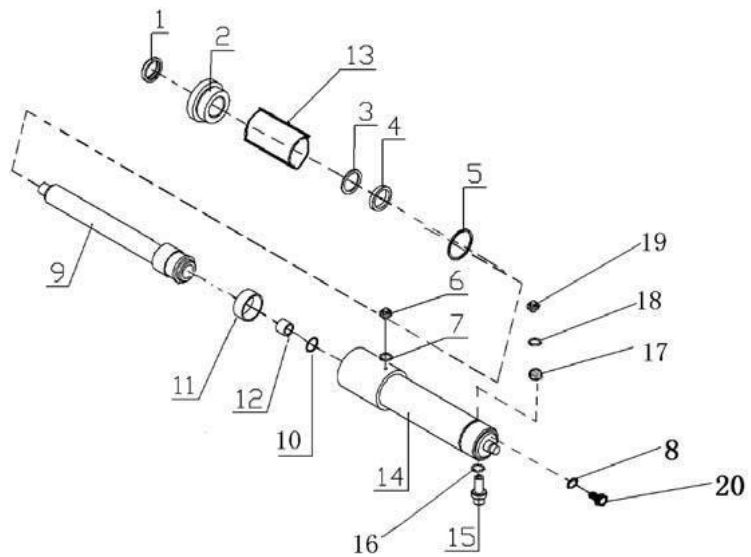
ITEM	PART NO.	DESCRIPTION	QTY	REMARKS OR SERIAL NO.
13	66001182	PIN 10X25	1	
14	SEE OPTIONAL PARTS LIST 9	TUBE WLDMT CYL RH/LH	1	
15	66002165	HYD VELOCITY FUSE	1	LIFT CYLINDER-RH
16	66001189	O-RING 20X2.4	1	LIFT CYLINDER-RH
17	66002179	BALL-STEEL SØ5	1	
18	66001281	WASHER 8	1	
19	66002350	FITTING	1	
K1	66011366	KIT-SEAL	1	INC:1,4,5,7,16 2T-2.5T

<OPTIONAL PARTS LIST 9>
DUPLEX
(2T-2.5T) LIFT CYLINDER RH/LH

ITEM NO.	(A3) LIFT CYL RH	(A4) LIFT CYL LH	(9) CYL ROD-RH	(9) CYL ROD-LH	(14) TUBE RH/LH
LIFT HEIGHT	PART NO.	PART NO.	PART NO.	PART NO.	PART NO.
3300	66001524	66001527	66001526	66001528	66001525

FIG.20 LIFT CYLINDER-LH/RH

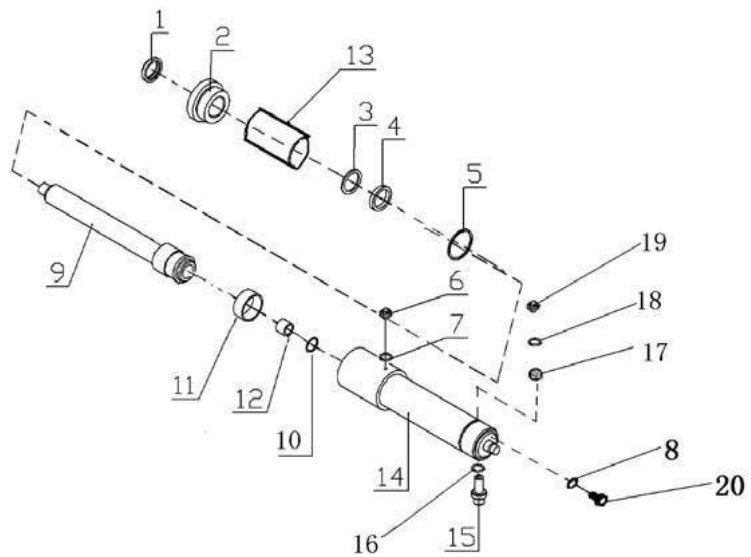
3T-3.5T DUPLEX



ITEM	PART NO.	DESCRIPTION	QTY	REMARKS OR SERIAL NO.
A1	SEE OPTIONAL PARTS LIST 11	LIFT CYLINDER-RH	1	3T
A1	SEE OPTIONAL PARTS LIST 11	LIFT CYLINDER-RH	1	3.5T
A2	SEE OPTIONAL PARTS LIST 11	LIFT CYLINDER-LH	1	3T
A2	SEE OPTIONAL PARTS LIST 11	LIFT CYLINDER-LH	1	3.5T
1	NO PART NO.	DUST SEAL RING D40	2	3T
1	NO PART NO.	DUST SEAL RING D45	2	3.5T
2	66002175	END CAP	2	3T
2	66002345	END CAP	2	3.5T
3	66002177	SNAP RING	2	3T
3	66300486	SNAP RING	2	3.5T
4	66000014	ISI-SEAL RING D40	2	3T
4	66001153	ISI-SEAL RING D45	2	3.5T
5	66001193	O-RING 56X3.5	2	3T
5	66005739	O-RING 60X3.1	2	3.5T
6	66002350	FITTING	2	

FIG.20 LIFT CYLINDER-LH/RH

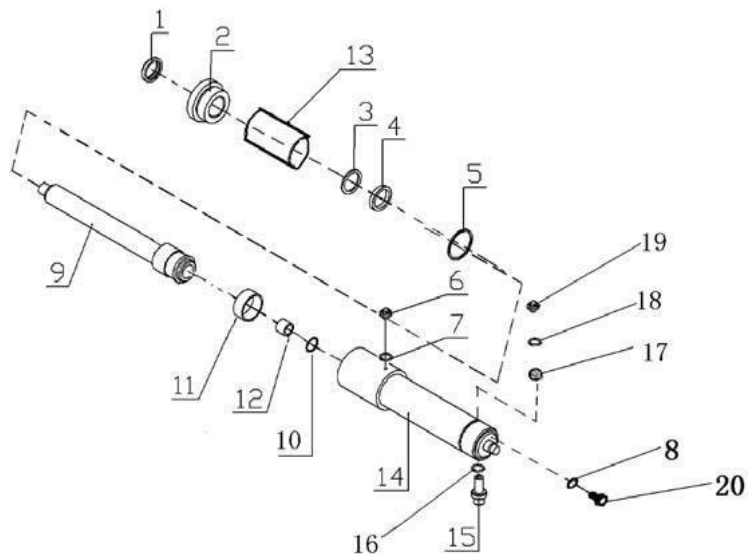
3T-3.5T DUPLEX



ITEM	PART NO.	DESCRIPTION	QTY	REMARKS OR SERIAL NO.
7	66001188	O-RING 16X2.4	2	
8	66000065	WASHER 8	2	
9	SEE OPTIONAL PARTS LIST 11	CYLINDER ROD-RH	1	3T
9	SEE OPTIONAL PARTS LIST 11	CYLINDER ROD-LH	1	3T
9	SEE OPTIONAL PARTS LIST 11	CYLINDER ROD-RH	1	3.5T
9	SEE OPTIONAL PARTS LIST 11	CYLINDER ROD-LH	1	3.5T
10	66001226	SNAP RING 24	2	
11	66002428	WEAR RING	2	
12	66001316	BUSHING	2	
13	66002176	BUSHING	2	3T
13	66002346	BUSHING	2	3.5T
14	SEE OPTIONAL PARTS LIST 11	TUBE WLDMT-RH/LH	2	3T
14	SEE OPTIONAL PARTS LIST 11	TUBE WLDMT-RH/LH	2	3.5T
15	66002180	HYD VELOCITY FUSE	1	LIFT CYLINDER-RH
16	66011332	O-RING 14X2.65	1	LIFT CYLINDER-RH

FIG.20 LIFT CYLINDER-LH/RH

3T-3.5T DUPLEX



ITEM	PART NO.	DESCRIPTION	QTY	REMARKS OR SERIAL NO.
17	66002179	BALL-STEEL SØ5	2	
18	66001281	WASHER 8	2	
19	66002350	FITTING	2	
20	66001184	SCREW M8X10	2	
K2	66011367	KIT-SEAL	1	INC:1,4,5,7&16 3T
K3	66011438	KIT-SEAL	1	INC:1,4,5,7&16 3.5T

<OPTIONAL PARTS LIST 11>
DUPLEX
(3T) LIFT CYLINDER RH/LH

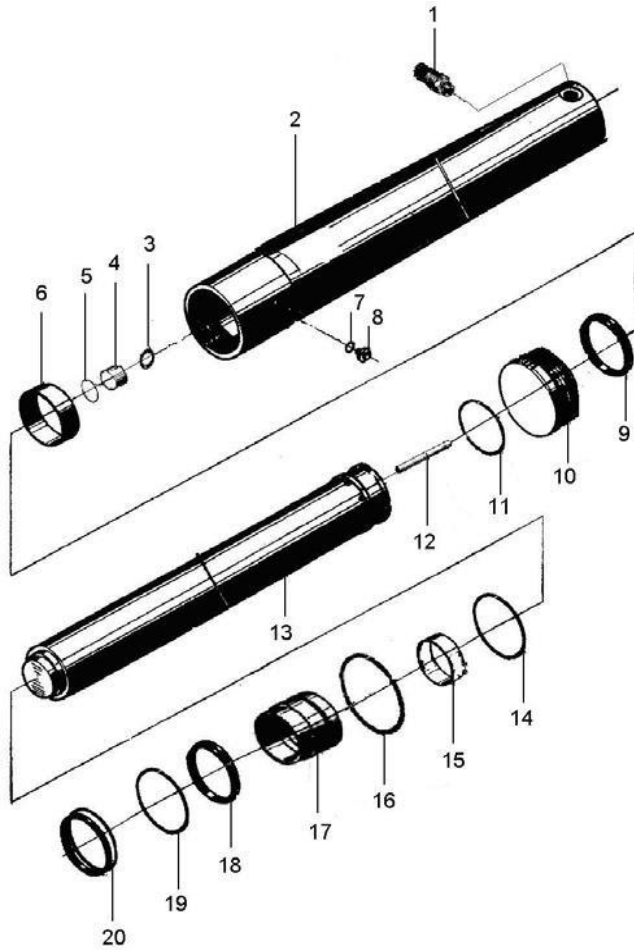
ITEM NO.	A1 (RH)	A2 (LH)	14 (TUBE WLDMT)	9 (CYL ROD-RH)	9 (CYL ROD-LH)
LIFT HEIGHT	PART NO.	PART NO.	PART NO.	PART NO.	PART NO.
3300	66001824	66001829	66001843	66001844	66001845

<OPTIONAL PARTS LIST 11>
DUPLEX
(3.5T) LIFT CYLINDER RH/LH

ITEM NO.	A1 (RH)	A2 (LH)	14 (TUBE WLDMT)	9 (CYL ROD-RH)	9 (CYL ROD-LH)
LIFT HEIGHT	PART NO.	PART NO.	PART NO.	PART NO.	PART NO.
3300	66002111	66002114	66002112	66002113	66002115

FIG.21 LIFT CYLINDER-FREE LIFT

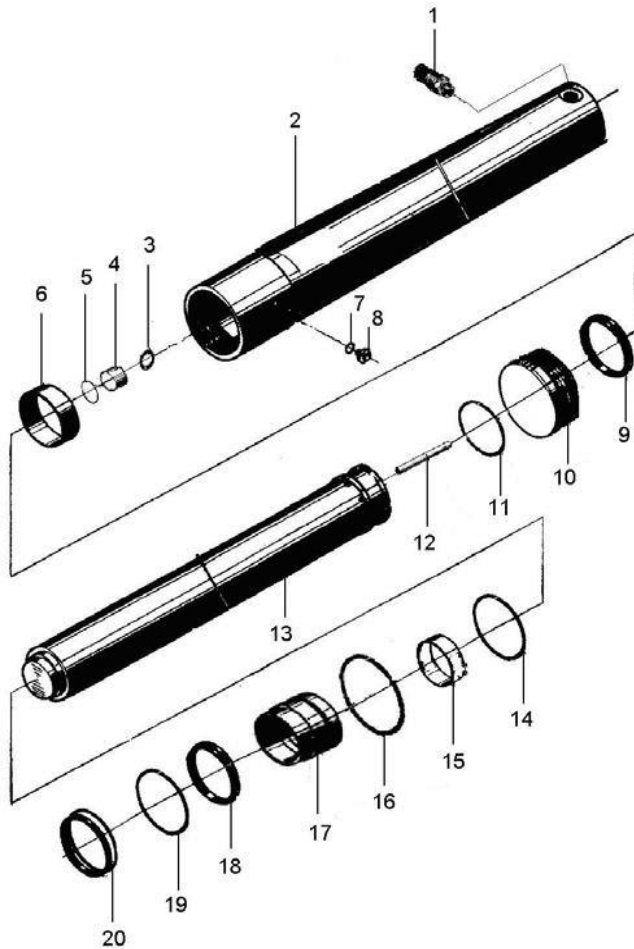
DUPLEX



ITEM	PART NO.	DESCRIPTION	QTY	REMARKS OR SERIAL NO.
A	SEE OPTIONAL PARTS LIST 12	LIFT CYLINDER-FL	1	2T-2.5T, 3T & 3.5T
1	66002161	HYD VELOCITY FUSE	1	2T-2.5T
1	66002174	HYD VELOCITY FUSE	1	3T-3.5T
2	SEE OPTIONAL PARTS LIST 12	TUBE WELDMT CYL	1	2T-2.5T, 3T & 3.5T
3	66002790	SNAP RING 28	1	
4	66002162	CHECK VALVE	1	
5	66001205	O-RING 26X2.4	1	
6	66002154	WEAR RING 75X70X20	1	2T-2.5T
6	66002169	WEAR RING 85X79X25	1	3T
6	66002343	WEAR RING 95X89X25	1	3.5T
7	66000263	WASHER 6	1	
8	66001183	BOLT M6X8	1	
9	NO PART NO.	GREGGAINS SEAL D75	1	2T-2.5T
9	NO PART NO.	GREGGAINS SEAL D85	1	3T
9	NO PART NO.	GREGGAINS SEAL D95	1	3.5T

FIG.21 LIFT CYLINDER-FREE LIFT

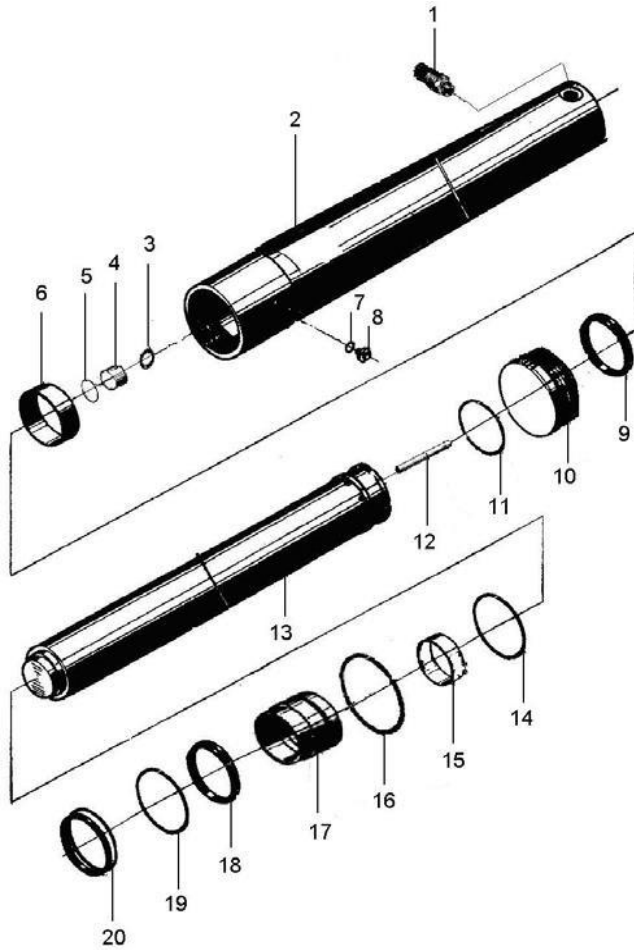
DUPLEX



ITEM	PART NO.	DESCRIPTION	QTY	REMARKS OR SERIAL NO.
10	66002157	PISTON	1	2T-2.5T
10	66002172	PISTON	1	3T-3.5T
11	66002159	WEAR RING Ø3	1	2T-3T
11	66002340	WEAR RING Ø3	1	3.5T
12	66002160	TUBE-STEEL	1	
13	SEE OPTIONAL PARTS LIST 12	CYLINDER ROD	1	2T-2.5T, 3T & 3.5T
14	66000916	O-RING 75X3.1	1	2T-2.5T
14	66001201	O-RING 85X3.1	1	3T
14	66001203	O-RING 95X3.1	1	3.5T
15	66002153	BUSHING 65X35	1	2T-2.5T
15	66002168	BUSHING 75X35	1	3T
15	66002341	BUSHING 85X35	1	3.5T
16	66000917	O-RING 80X3.1	1	2T-2.5T
16	66001202	O-RING 90X3.1	1	3T
16	66001204	O-RING 100X3.1	1	3.5T

FIG.21 LIFT CYLINDER-FREE LIFT

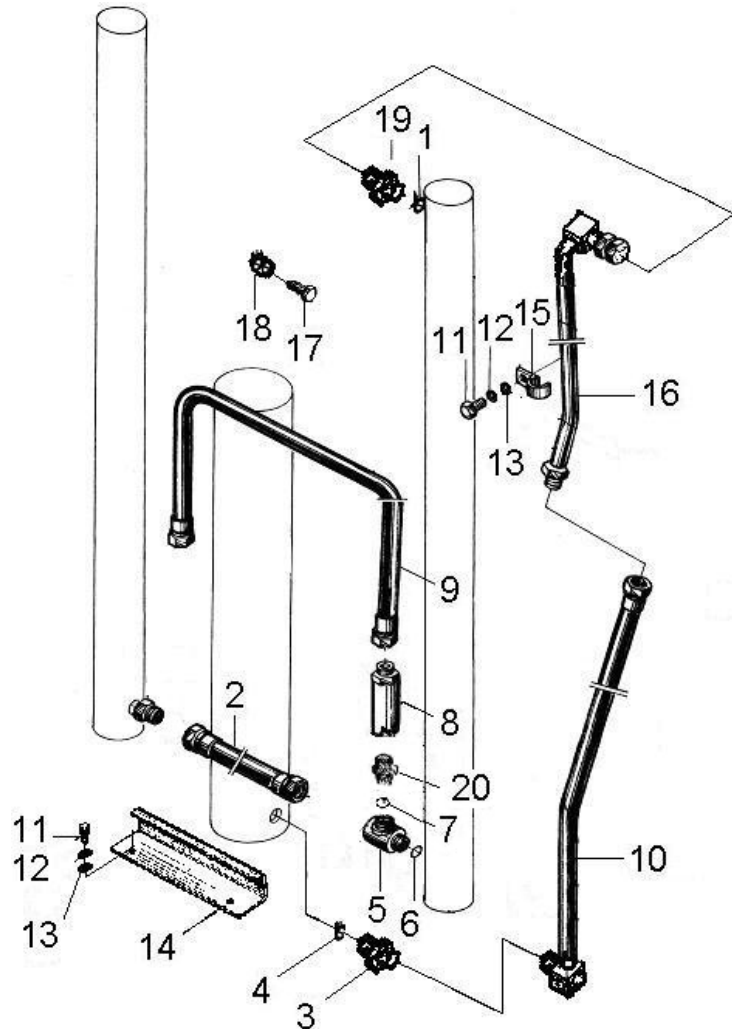
DUPLEX



ITEM	PART NO.	DESCRIPTION	QTY	REMARKS OR SERIAL NO.
17	66002156	CAP	1	2T-2.5T
17	66002171	CAP	1	3T
17	66002337	CAP	1	3.5T
18	66001156	ISI-SEAL RING D60	1	2T-2.5T
18	NO PART NO.	ISI-SEAL RING D70	1	3T
18	66300642	ISI-SEAL RING D80	1	3.5T
19	66002155	O-RING 70X60X2	1	2T-2.5T
19	66002170	O-RING 80X70X2	1	3T
19	66002335	O-RING 90X80X2	1	3.5T
20	66001097	ROD WIPER-LBH D60	1	2T-2.5T
20	NO PART NO.	ROD WIPER-LBH D70	1	3T
20	66011452	ROD WIPER-LBH D80	1	3.5T
-	66003574	KIT-SEAL	1	FOR 2T-2.5T INC:5,9,14,16,18&20
-	66003576	KIT-SEAL	1	FOR 3T INC:5,9,14,16,18&20
-	66003586	KIT-SEAL	1	FOR 3.5T INC:5,9,14,16,18&20

FIG.22 MAST HOSE ROUTING

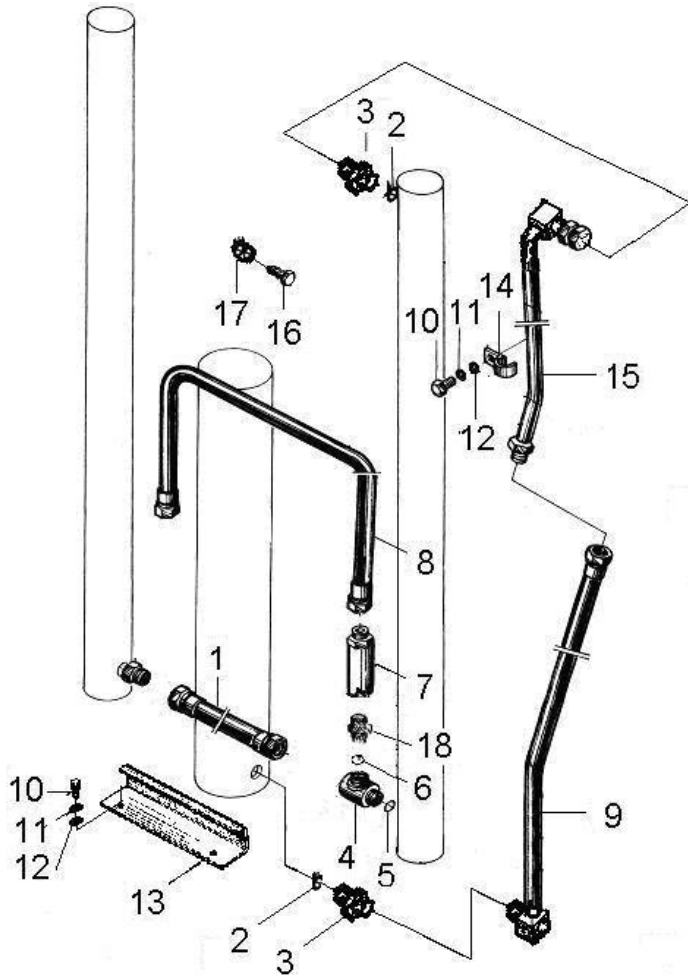
2T-2.5T DUPLEX



ITEM	PART NO.	DESCRIPTION	QTY	REMARKS OR SERIAL NO.
1	66001282	WASHER 18	1	
2	66001832	HOSE ASSY	1	
3	66001708	FITTING	1	
4	66000266	WASHER 22	1	
5	66002167	T-FITTING	1	
6	66001189	O-RING 20X2.4	1	
7	66000094	O-RING 24X2.4	2	
8	66002332	LOWERING CONTROL VALVE	1	
9	66001835	HOSE ASSY	1	STD NON-OPS
9	66009084	HOSE ASSY	1	OPS
10	SEE OPTIONAL PARTS LIST 13	HOSE ASSY	1	
11	66000115	BOLT M8X16	3	
12	66000065	WASHER 8	3	
13	66000163	WASHER 8	3	
14	66001619	GUARD-HOSE	1	

FIG.23 MAST HOSE ROUTING

3T-3.5T DUPLEX



ITEM	PART NO.	DESCRIPTION	QTY	REMARKS OR SERIAL NO.
1	66001832	HOSE ASSY	1	
2	66000266	WASHER 22	2	
3	66001708	FITTING	2	3T
3	66002002	FITTING	2	3.5T
4	66002167	T-FITTING	1	
5	66001189	O-RING 20X2.4	1	
6	66000094	O-RING 24X2.4	2	
7	66002333	LOWERING CONTROL VALVE	1	
8	66001835	HOSE ASSY	1	STD NON-OPS
8	66009084	HOSE ASSY	1	OPS
9	SEE OPTIONAL PARTS LIST 13	HOSE ASSY	1	
10	66000115	BOLT M8X16	3	
11	66000065	WASHER 8	3	
12	66000163	WASHER 8	3	
13	66001619	GUARD-HOSE	1	

<OPTIONAL PARTS LIST 12>
DUPLEX
(2T-3.5T) LIFT CYLINDER FREE LIFT

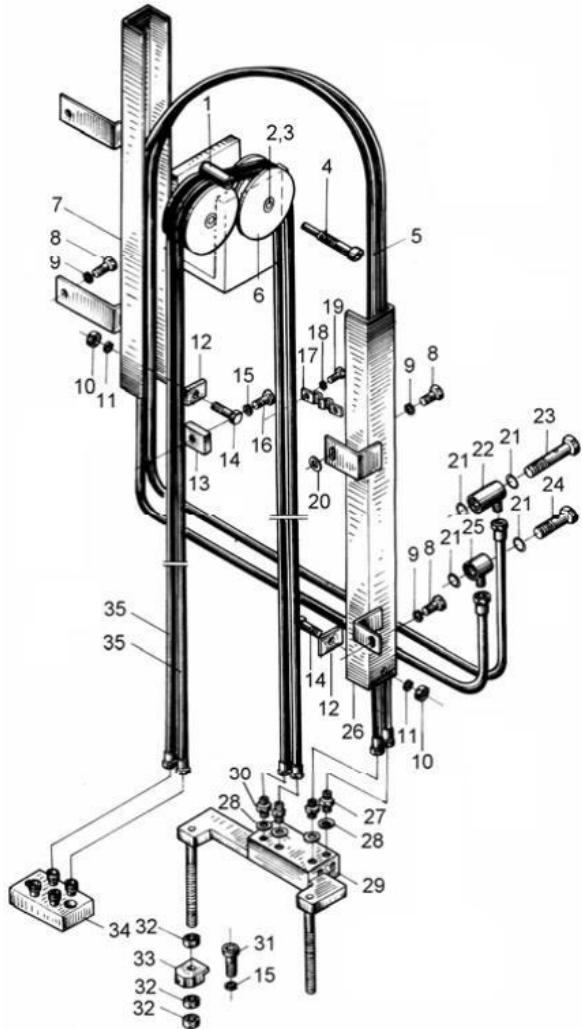
ITEM NO.	A (FREE LIFT)	2 (TUBE WLDMT)	13 (CYL ROD)
LIFT HEIGHT	PART NO.	PART NO.	PART NO.
3300 (2T-2.5T)	66001529	66001531	66001530
3300 (3T)	66001847	66001850	66001848
3300 (3.5T)	66002117	66002118	66001849

<OPTIONAL PARTS LIST 13>
DUPLEX
(2T-3.5T) HOSE ASSY

ITEM NO.	FIG 22 10	FIG 22 16	FIG 23 9 (3-3.5T)	FIG 23 15 (3T)	FIG 23 15 (3.5T)
LIFT HEIGHT	PART NO.	PART NO.	PART NO.	PART NO.	PART NO.
3300	66301137	66001846	66002619	66001846	66002116

FIG.24 SIDE-SHIFT ROUTING

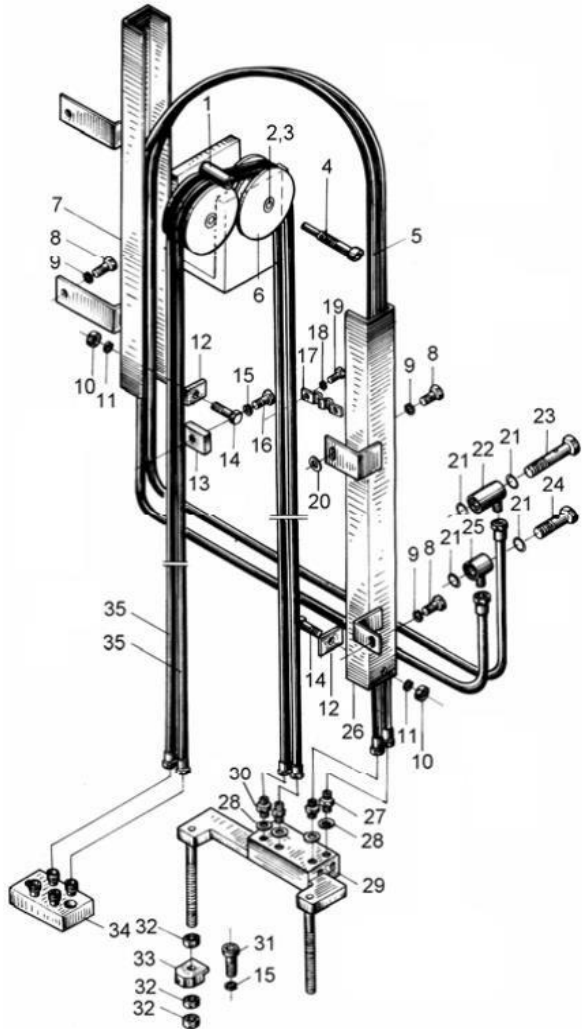
DUPLEX



ITEM	PART NO.	DESCRIPTION	QTY	REMARKS OR SERIAL NO.
1	66001132	ROLLER	1	
2	66002348	STUB SHAFT	2	
3	66001173	CREW M6X12	2	
4	66001133	SCREW	1	
5	SEE OPTIONAL PARTS LIST 14	HOSE ASSY	1	
6	66001107	PULLEY WHEEL	2	
7	66001141	HOSE GUARD-RH	1	2T-3.5T 3M
7	66001138	HOSE GUARD-RH	1	2T-3T 3.3M
7	66002450	HOSE GUARD-RH	1	3.5T 3.3M
7	66002450	HOSE GUARD-RH	1	2T-2.5T 3.5T 3.6M
7	66002451	HOSE GUARD-RH	1	3T 3.6M
7	66002450	HOSE GUARD-RH	1	2T-3.5T 4M
8	66001206	BOLT M10X16	4	
9	66000066	WASHER 10	5	
10	66000144	NUT M5	2	

FIG.24 SIDE-SHIFT ROUTING

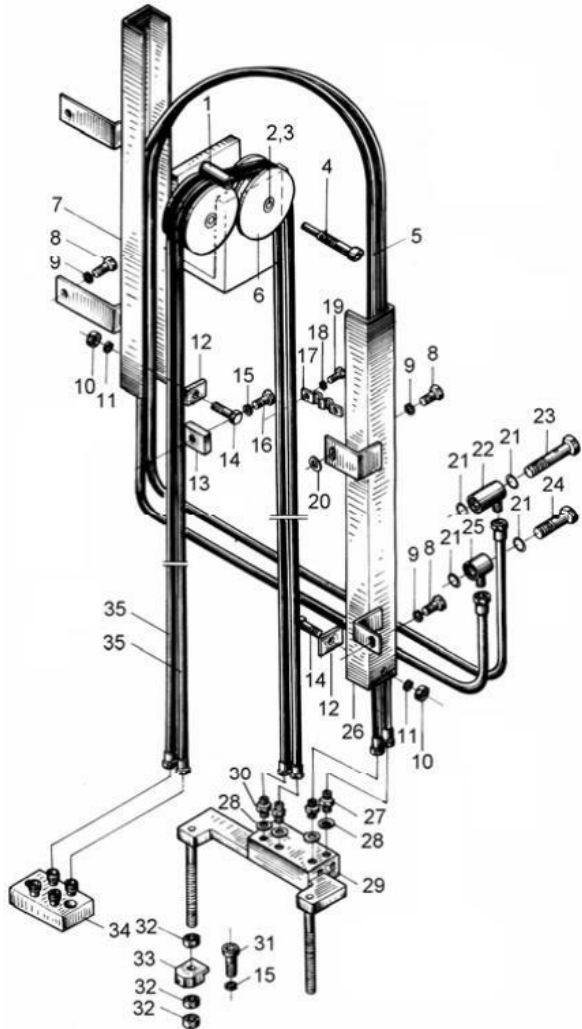
DUPLEX



ITEM	PART NO.	DESCRIPTION	QTY	REMARKS OR SERIAL NO.
11	66000063	WASHER 5	2	
12	66002434	BRACKET	2	
13	66002435	CLAMP	2	
14	66001209	BOLT M5X35	2	
15	66000065	WASHER 8	1	
16	66000940	BOLT M8X35	2	
17	66002349	CLAMP	1	
18	66000064	WASHER 6	3	
19	66001167	BOLT M6X12	2	
20	66000164	WASHER 10	2	
21	66001205	O-RING 26X2.4	4	
22	66002621	JUNCTION BLOCK	1	
23	66002529	PIN	1	
24	66002530	PIN	1	
25	66002620	JUNCTION BLOCK	1	

FIG.24 SIDE-SHIFT ROUTING

DUPLEX



ITEM	PART NO.	DESCRIPTION	QTY	REMARKS OR SERIAL NO.
26	66001135	HOSE GUARD	1	2T-3T 3M
26	66002449	HOSE GUARD	1	3.5T 3M
26	66001137	HOSE GUARD	1	2T-2.5T 3.3M
26	66001142	HOSE GUARD	1	3T 3.3M
26	66002450	HOSE GUARD	1	3.5T 3.3M
26	66001139	HOSE GUARD	1	2T-2.5T 3.6M
26	66001143	HOSE GUARD	1	3T 3.6M
26	66002452	HOSE GUARD	1	3.5T 3.6M
26	66001140	HOSE GUARD	1	2T-2.5T 4M
26	66001144	HOSE GUARD	1	3T 4M
26	66002453	HOSE GUARD	1	3.5T 4M
27	66001130	FITTING	2	
28	66000264	WASHER 14	4	
29	66001136	JUNCTION BLOCK	1	
30	66001131	FITTING	2	

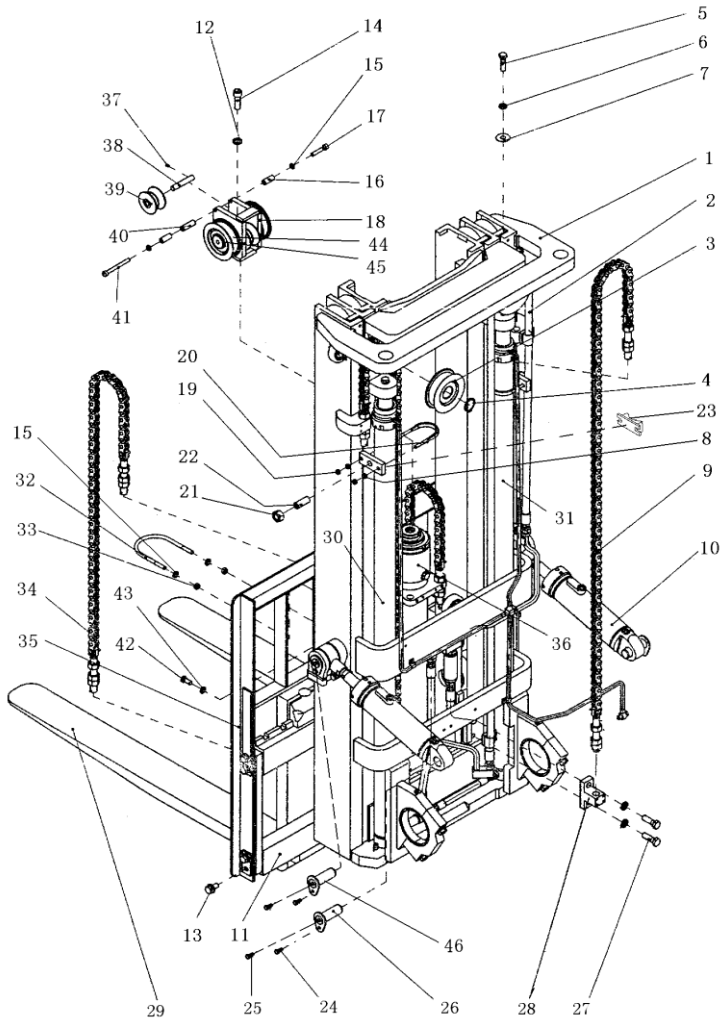
<OPTIONAL PARTS LIST 14>

DUPLEX
(2T-3.5T) HOSE ASSY

ITEM NO.	5 (2T-2.5T)	5 (3T)	5 (3.5T)	35 (2T-2.5T)	35 (3T)	35 (3.5T)
LIFT HEIGHT	PART NO.	PART NO.	PART NO.	PART NO.	PART NO.	PART NO.
3300	66001125	66001126	66001126	66001114	66001119	66001118

FIG.25 LIFTING PART

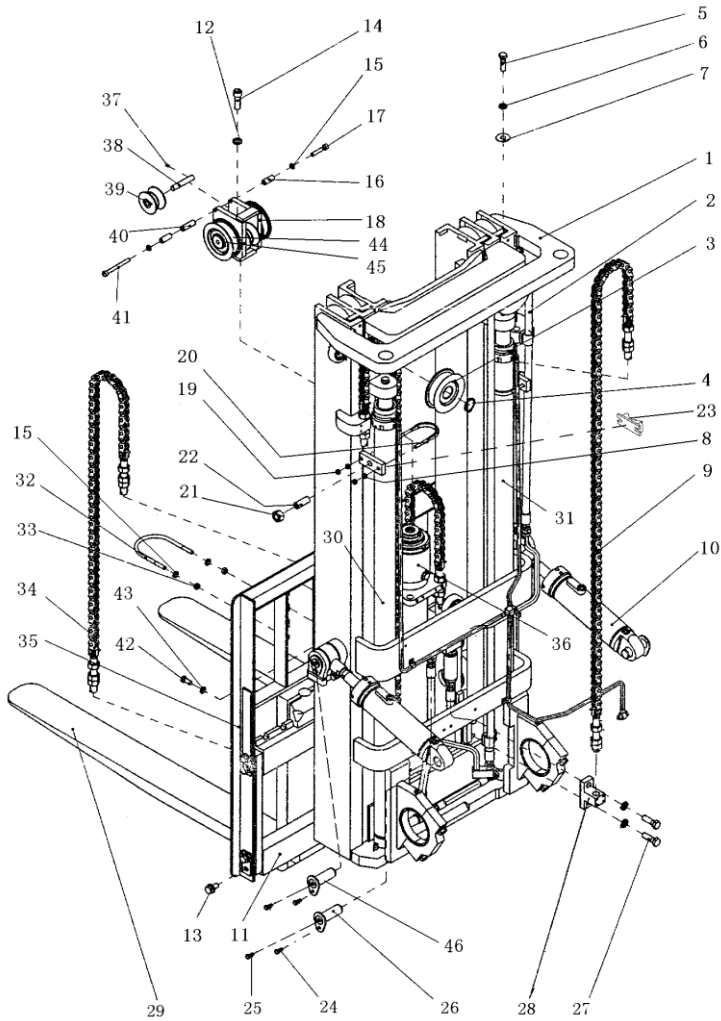
TRIPLEX



ITEM	PART NO.	DESCRIPTION	QTY	REMARKS OR SERIAL NO.
1	SEE FIG 27	MAST	1	4.5M 2T-2.5T, 3T & 3.5T
2	SEE FIG 31	MAST ROUTING	1	4.5M 2T-2.5T, 3T & 3.5T
3	66002623	CHAIN SHEAVE	2	2T-3T
3	66002624	CHAIN SHEAVE	2	3.5T
4	66001223	SNAP RING 40	2	
5	66001212	BOLT M14X1.5X55	2	
6	66000068	WASHER 14	2	
7	66002531	WASHER	2	
8	66000146	NUT M8	4	
9	66002559	CHAIN	2	FIG.26 2T-3T
9	66002468	CHAIN	2	FIG.26 3.5T
10	66002240	TILT CYLINDER	2	FIG.11 2T-3T
10	66002306	TILT CYLINDER	2	FIG.11 3.5T
11	SEE FIG.28	CARRIAGE	1	
11	SEE FIG.18	SIDE SHIFT CARRIAGE	1	

FIG.25 LIFTING PART

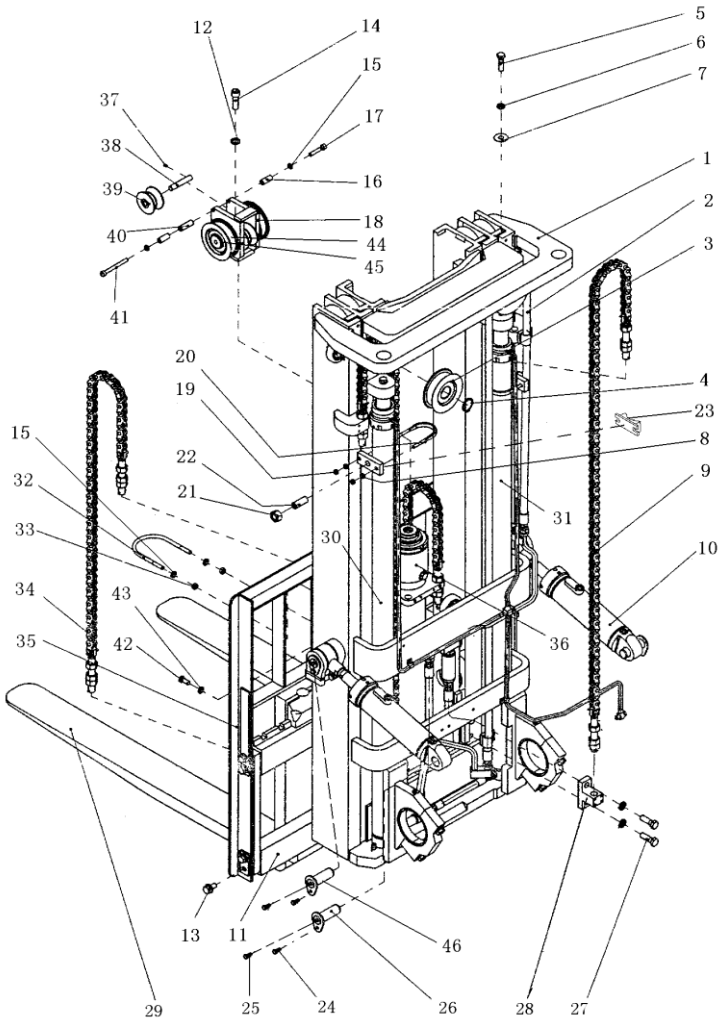
TRIPLEX



ITEM	PART NO.	DESCRIPTION	QTY	REMARKS OR SERIAL NO.
12	66000069	WASHER 16	5	
13	66001595	BOLT M14X1.5X30	8	
14	66001172	SCREW M16X50	1	
15	66000066	WASHER 10	4	
16	66002439	SPACER	2	
17	66001171	SCREW M10X55	1	
18	66002441	CROSSHEAD	1	2T-3T
18	66002469	CROSSHEAD	1	3.5T
19	66001185	NUT M8		
20	66001404	U-BOLT	2	2T-2.5T
20	66001701	U-BOLT	2	3T
20	66001997	U-BOLT	2	3.5T
21	66001217	NUT M20	2	
22	66001702	SCREW M20X46	2	
23	66002352	BRACKET	2	2.5T

FIG.25 LIFTING PART

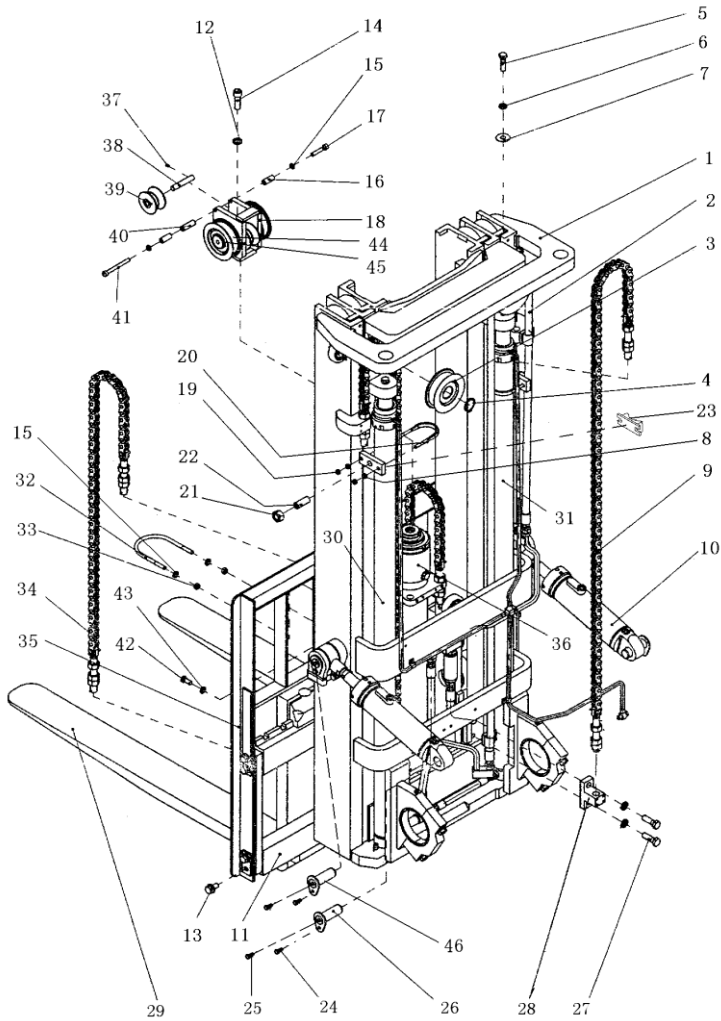
TRIPLEX



ITEM	PART NO.	DESCRIPTION	QTY	REMARKS OR SERIAL NO.
23	66002537	BRACKET	2	3T-3.5T
24	66001593	BOLT M10X1.25X20	4	
25	66001187	GREASE FITTING M10X1	4	
26	66001591	PIN SHAFT	2	
27	66001215	BOLT M16X1.5X40	4	
28	66002440	CHAIN ANCHOR	2	
29	66001309	FORK	2	2T-2.5T
29	66001597	FORK	2	3T
29	66001907	FORK	2	3.5T
30	SEE FIG.29	LIFT CYLINDER-LH	1	
31	SEE FIG.29	LIFT CYLINDER-RH	1	
23	66002537	BRACKET	2	3T-3.5T
32	66002426	U-BOLT	1	2T-2.5T
32	66002615	U-BOLT	1	3T
32	66002467	U-BOLT	1	3.5T

FIG.25 LIFTING PART

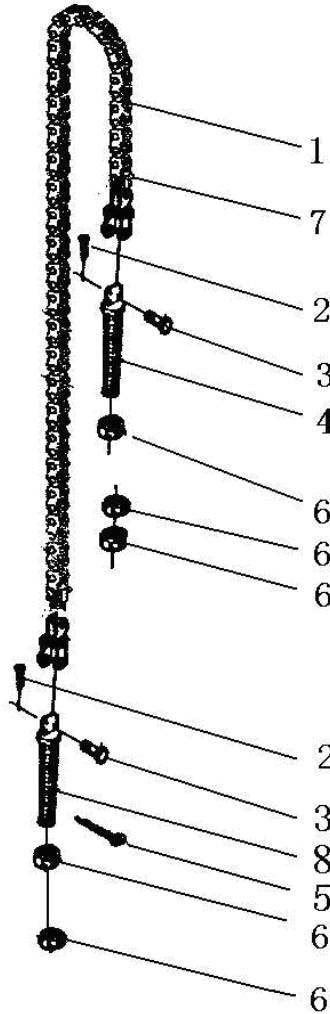
TRIPLEX



ITEM	PART NO.	DESCRIPTION	QTY	REMARKS OR SERIAL NO.
32	66002426	U-BOLT	1	2T-2.5T
32	66002615	U-BOLT	1	3T
32	66002467	U-BOLT	1	3.5T
33	66000147	NUT M10	2	
34	66002372	CHAIN	2	FIG.26 2T-2.5T
34	66002617	CHAIN	2	FIG.26 3T
34	66002525	CHAIN	2	FIG.26 3.5T
35	66001310	LOAD BACKREST	1	2T-2.5T
35	66001599	LOAD BACKREST	1	3T-3.5T
36	SEE FIG.30	LIFT CYLINDER-FL	1	2T-2.5T, 3T & 3.5T
37	66001173	SCREW M6X12	2	
38	66002348	SPACER	2	
39	66001107	CHAIN SHEAVE	2	
40	66001132	SPACER	1	
41	66001133	SCREW	1	

FIG.26 CHAIN

TRIPLEX



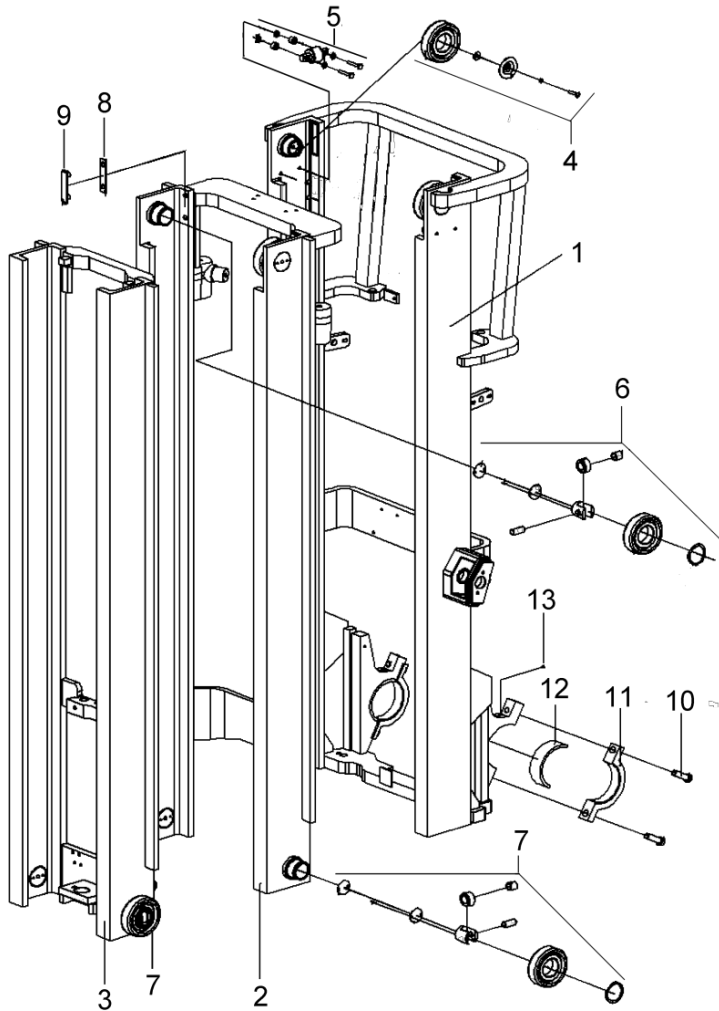
ITEM	PART NO.	DESCRIPTION	QTY	REMARKS OR SERIAL NO.
A1	SEE OPTIONAL PARTS LIST 15	CHAIN	2	FIG.25 ITEM 9 2T-3T & 3.5T
A2	SEE OPTIONAL PARTS LIST 15	CHAIN	2	FIG.25 ITEM 34 2T-2.5T, 3T, & 3.5T
1	NO PART NO.	CHAIN LH1623X77	1	2T-2.5T 3M
1	NO PART NO.	CHAIN LH1623X77	1	3 T 3M
1	NO PART NO.	CHAIN LH1634X81	1	3.5T 3M
2	66001174	COTTER PIN 3X20	2	2T-3T
2	66000059	COTTER PIN 3.2X20	2	3.5T
3	NO PART NO.	PIN	2	2T-3T & 3.5T
4	NO PART NO.	CHAIN ANCHOR	1	2T-3T & 3.5T
5	66001177	COTTER PIN 2.5X28	1	
6	66000150	NUT M20X1.5	5	
7	NO PART NO.	CHAIN LH1623X57	1	2T-2.5T
7	NO PART NO.	CHAIN LH1623X57	1	3T
7	NO PART NO.	CHAIN LH1634X55	1	3.5T
8	NO PART NO.	CHAIN ANCHOR	1	2T-3T & 3.5T

<OPTIONAL PARTS LIST 15>
TRIPLEX
(2T-3.5T) CHAIN

ITEM NO.	A1 (2T-2.5T)	A1 (3T)	A1 (3.5T)	A2 (2T-2.5T)	A2 (3T)	A2 (3.5T)
LIFT HEIGHT	PART NO.	PART NO.	PART NO.	PART NO.	PART NO.	PART NO.
4500	66002559	66002559	66002468	66002372	66002617	66002525
4800	66002379	66002565	66002476	66001415	66001723	66001416
5500	66002393	66002579	66002490	66001435	66001741	66001436

FIG.27 MAST

TRIPLEX



ITEM	PART NO.	DESCRIPTION	QTY	REMARKS OR SERIAL NO.
1	SEE OPTIONAL PARTS LIST 16	OUTER MAST	1	2T-2.5T, 3T & 3.5T
2	SEE OPTIONAL PARTS LIST 16	INTERMEDIATE MAST	1	2T-2.5T, 3T & 3.5T
3	SEE OPTIONAL PARTS LIST 16	INNER MAST	1	2T-2.5T, 3T & 3.5T
4	66008985	LOAD ROLLER-CROSS	2	FIG.2
5	66007744	SIDE ROLLER ASSY.	2	FIG.3
6	66001596	LOAD ROLLER-COMPLEX	2	FIG.1
7	66002539	LOAD ROLLER-COMPLEX	4	FIG.1
8	66001590	SHIM	4	
9	66001589	GUIDE-BEARING	4	
10	66001594	BOLT M18X1.5X55	4	
11	66001585	CAP-HANGER	2	
12	66003738	BEARING CAP	2	
13	66001187	GREASE FITTING M10X1	2	

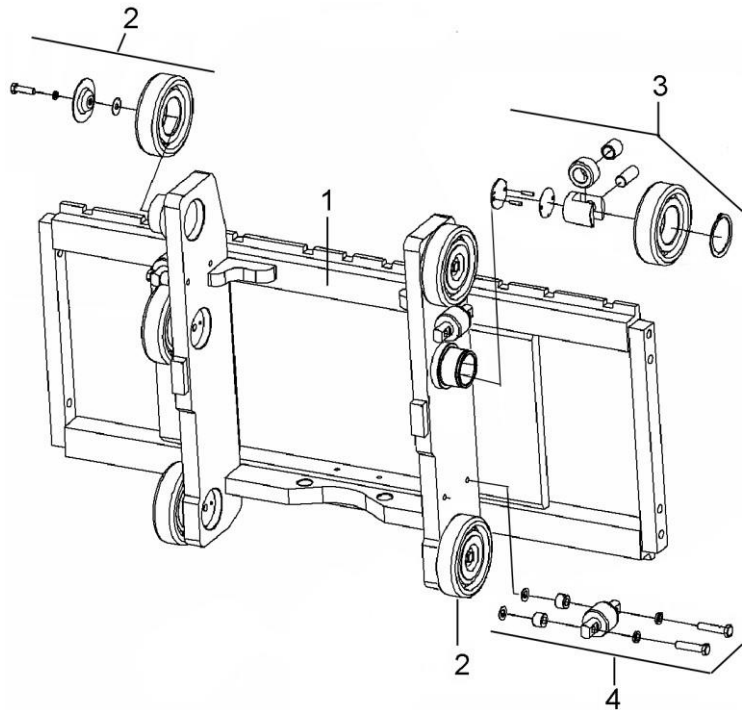
<OPTIONAL PARTS LIST 16>

**TRIPLEX
(2T-3.5T) MAST**

ITEM NO.	1 (OUTER)	2 (INTERMEDIATE)	3 (INNER)
LIFT HEIGHT	PART NO.	PART NO.	PART NO.
4500(2T-2.5T)	66001406	66001408	66001407
4500(3T)	66001705	66001707	66001706
4500(3.5T)	66001999	66002001	66002000
4800(2T-2.5T)	66001417	66001419	66001418
4800(3T)	66001724	66001726	66001725
48003.5T	66002011	66002013	66002012
5500(2T-2.5T)	66001437	66001439	66001438
5500(3T)	66001742	66001744	66001743
5500(3.5T)	66002027	66002029	66002028

FIG.28 CARRIAGE ASSY

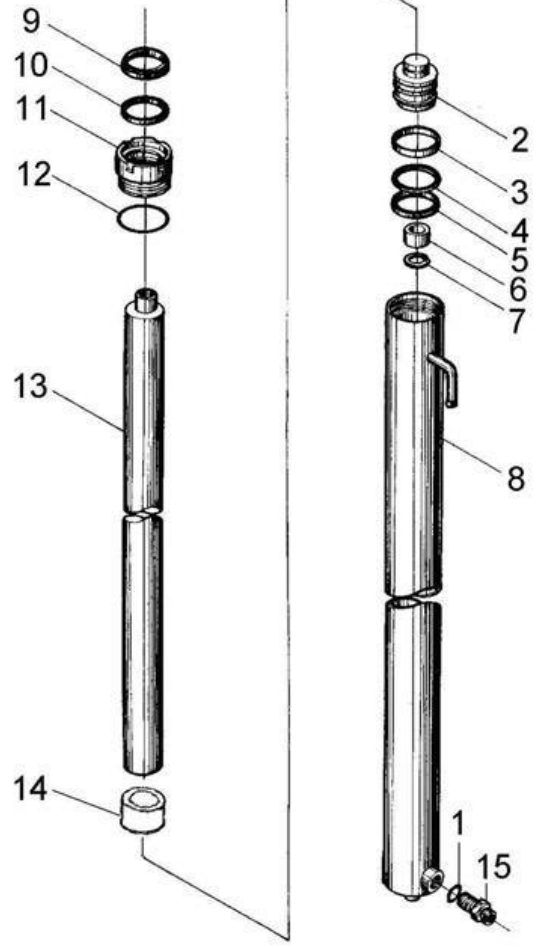
TRIPLEX



ITEM	PART NO.	DESCRIPTION	QTY	REMARKS OR SERIAL NO.
A3	66001409	CARRIAGE	1	2T-2.5T
A3	66007712	CARRIAGE	1	3T
A3	66007732	CARRIAGE	1	3.5T
1	66001410	CARRIAGE WELDMENT	1	2T-2.5T
1	66007714	CARRIAGE WELDMENT	1	3T
1	66007734	CARRIAGE WELDMENT	1	3.5T
2	66002538	LOAD ROLLER-CROSS	4	FIG.2
3	66002539	LOAD ROLLER-COMPLEX	2	FIG.1
4	66007744	SIDE ROLLER	4	FIG.3

FIG.29 LIFT CYLINDER-RH/LH

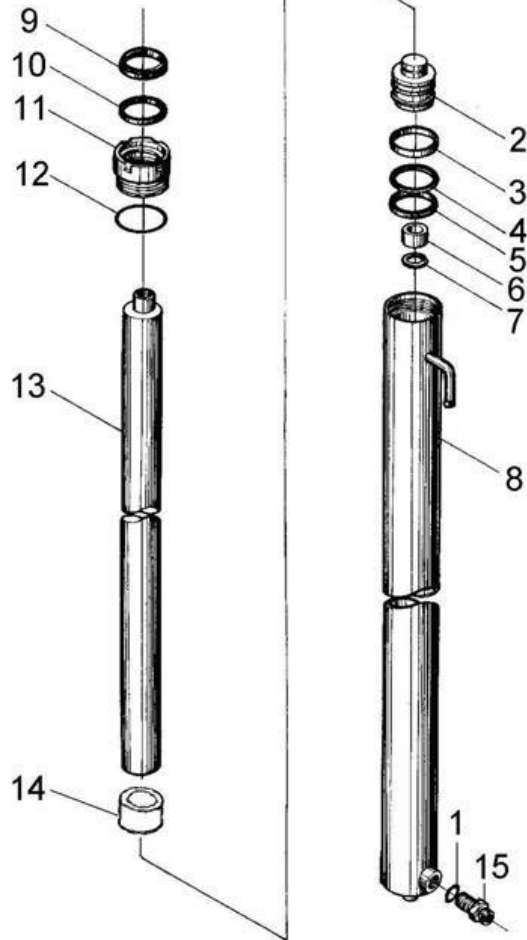
TRIPLEX



ITEM	PART NO.	DESCRIPTION	QTY	REMARKS OR SERIAL NO.
A1	SEE OPTIONAL PARTS LIST 17	LIFT CYLINDER-RH	1	2T-2.5T, 3T & 3.5T
A2	SEE OPTIONAL PARTS LIST 17	LIFT CYLINDER-LH	1	2T-2.5T, 3T & 3.5T
1	66000094	O-RING 24X2.4	2	2T-3.5T
2	66001313	PISTON	2	2T-2.5T
2	66001602	PISTON	2	3T
2	66002454	PISTON	2	3.5T
3	66001314	WEAR RING	2	2T-2.5T
3	66001603	WEAR RING	2	3T
3	66002455	BACKUP RING	2	3.5T
4	66001315	ROD SEAL	2	2T-2.5T
4	66001604	ROD SEAL	2	3T
4	66002456	ROD SEAL	1	3.5T
5	NO PART NO.	OSI-SEAL RING D50	2	2T-2.5T
5	66001162	OSI-SEAL RING D56	2	3T
5	66001155	OSI-SEAL RING D60	2	3.5T

FIG.29 LIFT CYLINDER-RH/LH

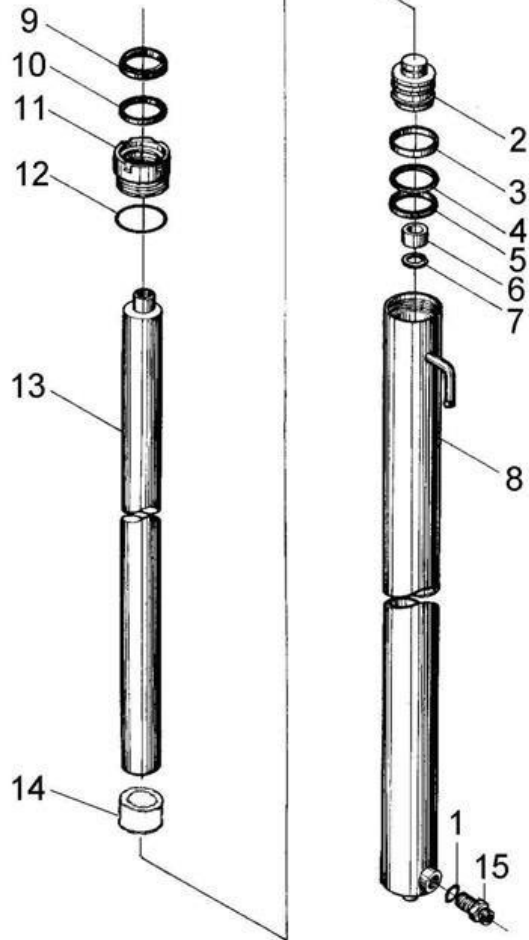
TRIPLEX



ITEM	PART NO.	DESCRIPTION	QTY	REMARKS OR SERIAL NO.
6	66001316	SPACER	1	2T-2.5T
6	66001605	SPACER	1	3T-3.5T
7	66001226	SNAP RING 24	1	2T-2.5T
7	66001228	SNAP RING 30	1	3T-3.5T
8	SEE OPTIONAL PARTS LIST 17	TUBE WELDMT CYL-RH	1	2T-2.5T, 3T & 3.5T
8	SEE OPTIONAL PARTS LIST 17	TUBE WELDMT CYL-LH	1	2T-2.5T, 3T & 3.5T
9	NO PART NO.	DKI-ROD WIPER D40	2	2T-2.5T
9	66001151	DKI-ROD WIPER D45	2	3T-3.5T
10	66000014	ISI-SEAL RING D40	2	2.5T
10	66001153	ISI-SEAL RING D45	2	3T-3.5T
11	66001318	GLAND	1	2.5T
11	66001607	GLAND	1	3T
11	66002457	GLAND	1	3.5T
12	66001231	O-RING 51.5X2.65	2	2T-2.5T
12	66001229	O-RING 56X2.65	2	3T

FIG.29 LIFT CYLINDER-RH/LH

TRIPLEX



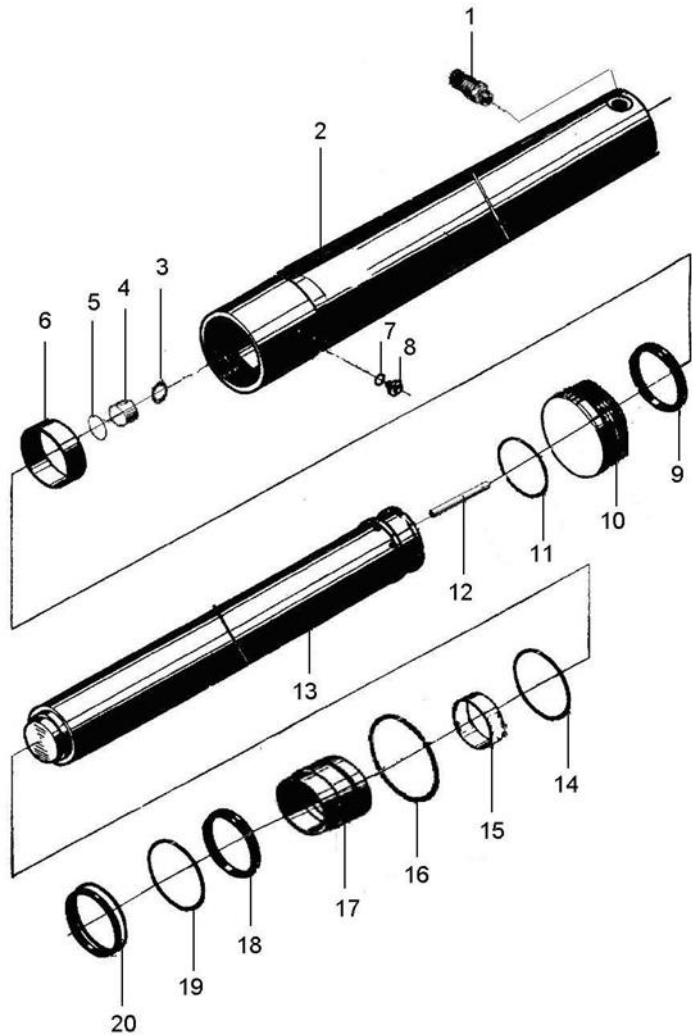
ITEM	PART NO.	DESCRIPTION	QTY	REMARKS OR SERIAL NO.
12	66001230	O-RING 60X2.65	2	3.5T
13	SEE OPTIONAL PARTS LIST 17	CYLINDER ROD	1	2T-2.5T, 3T & 3.5T
14	SEE OPTIONAL PARTS LIST 17	SPACER BUSHING	1	
15	66002334	HYD VELOCITY FUSE	1	LIFT CYLINDER-RH
K1	66011589	KIT-SEAL	1	INC:1,5,9,10 &12 FOR 2T-2.5T
K2	66011591	KIT-SEAL	1	INC:1,5,9,10 &12 FOR 3T
K3	66011590	KIT-SEAL	1	INC:1,5,9,10 & 12 FOR 3.5T
NOTICE: NO. 2 & 13 SHIPPED AS ASSEMBLY				

<OPTIONAL PARTS LIST 17>
TRIPLEX
(2.5T-3.5T)

ITEM NO.	A1 (RH)	A2 (LH)	8 (TUBE WLDMT- RH)	8 (TUBE WLDMT- LH)	13 (CYL ROD)	14 (SPACER)
LIFT HEIGHT	PART NO.	PART NO.	PART NO.	PART NO.	PART NO.	PART NO.
4500 (2.5T)	66002353	66002356	66002355	66002357	66002351	WITHOUT PART 14
4500 (3T)	66002542	66002545	66002544	66002546	66002535	WITHOUT PART 14
4500 (3.5T)	66002473	66002471	66002472	66002474	66002465	66002466
4800 (2.5T)	66002383	66002381	66002384	66002382	66002378	WITHOUT PART 14
4800 (3T)	66002567	66002569	66002568	66002570	66002564	WITHOUT PART 14
4800 (3.5T)	66002478	66002480	66002479	66002481	66002475	66002466
5500 (2.5T)	66002362	66002361	66002396	66002395	66002392	WITHOUT PART 14
5500 (3T)	66002581	66002583	66002582	66002584	66002578	WITHOUT PART 14
5500 (3.5T)	66002492	66002494	66002493	66002495	66002489	66002466

FIG.30 LIFT CYLINDER-FREE LIFT

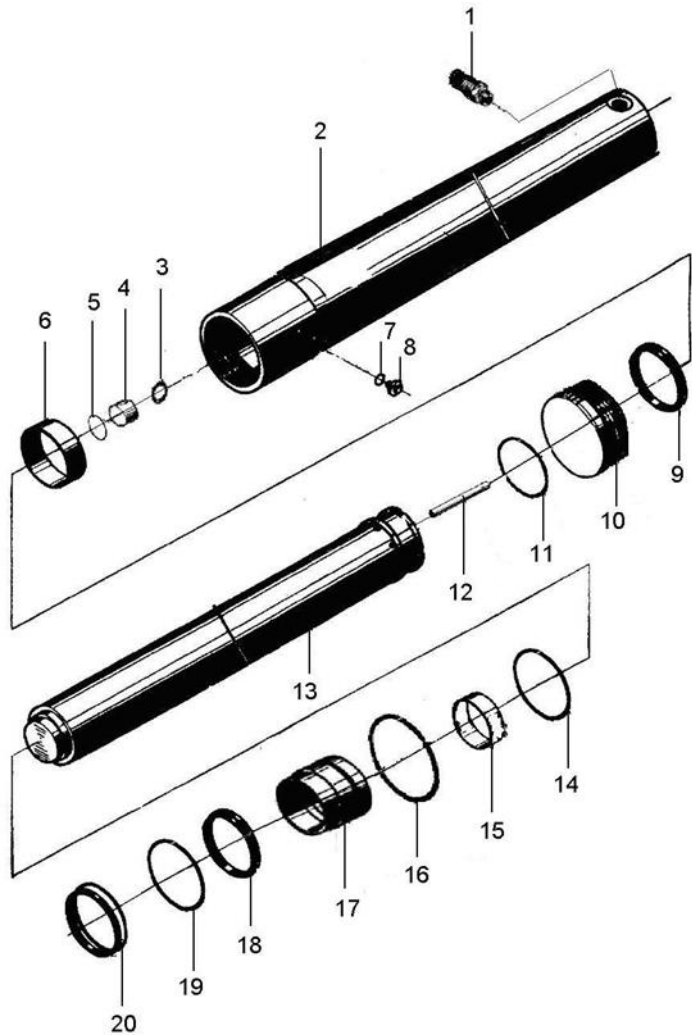
TRIPLEX



ITEM	PART NO.	DESCRIPTION	QTY	REMARKS OR SERIAL NO.
A1	SEE OPTIONAL PARTS LIST 18	LIFT CYLINDER-FL	1	2T-2.5T, 3T & 3.5T
1	66002161	HYD VELOCITY FUSE	1	2T-2.5T
1	66002174	HYD VELOCITY FUSE	1	3T-3.5T
2	SEE OPTIONAL PARTS LIST 18	TUBE WLDMT	1	2T-2.5T, 3T & 3.5T
3	66002790	SNAP RING 28	1	
4	66002162	CHECK VALVE	1	
5	66001205	O-RING 26X2.4	1	
6	66002154	WEAR RING 75X70X20	1	2T-2.5T
6	66002169	WEAR RING 85X79X25	1	3T
6	66002343	WEAR RING 95X89X25	1	3.5T
7	66000263	WASHER 6	1	
8	66001183	BOLT M6X8	1	
9	NO PART NO.	GREGGAINS SEAL D75	1	2T-2.5T
9	NO PART NO.	GREGGAINS SEAL D85	1	3T
9	NO PART NO.	GREGGAINS SEAL D95	1	3.5T

FIG.30 LIFT CYLINDER-FREE LIFT

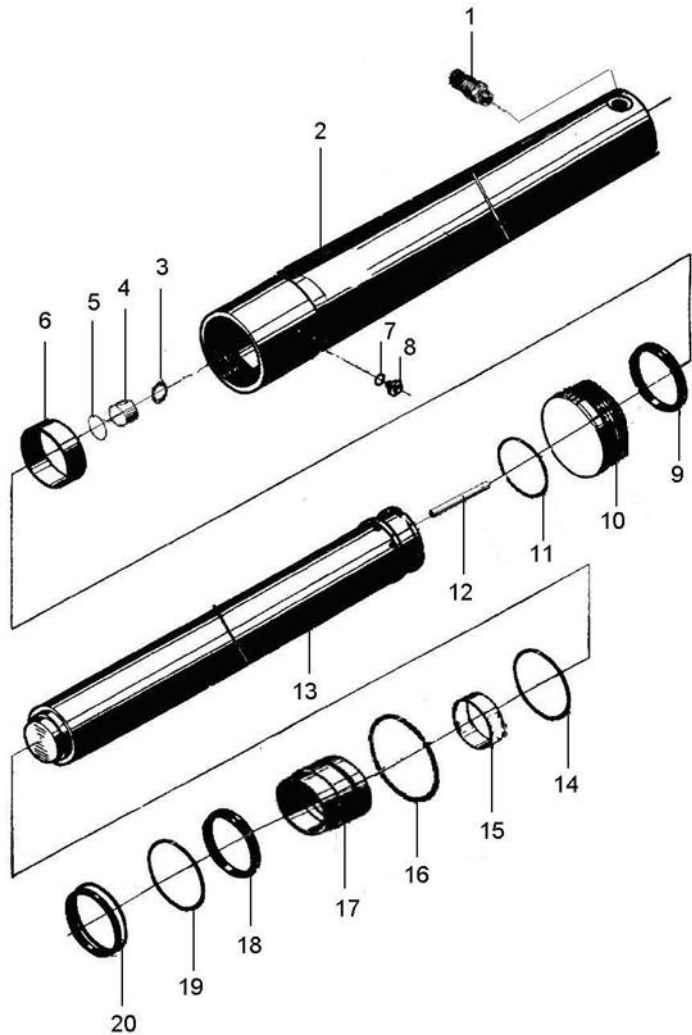
TRIPLEX



ITEM	PART NO.	DESCRIPTION	QTY	REMARKS OR SERIAL NO.
10	66002157	PISTON	1	2T-2.5T
10	66002172	PISTON	1	3T
10	66002338	PISTON	1	3.5T
11	66002159	WEAR RING Ø3	1	2T-3T
11	66002340	WEAR RING Ø3	1	3.5T
12	66002160	TUBE-STEEL	1	
13	SEE OPTIONAL PARTS LIST 18	CYLINDER ROD	1	2T-2.5T, 3T & 3.5T
14	66000916	O-RING 75X3.1	1	2T-2.5T
14	66001201	O-RING 85X3.1	1	3T
14	66001203	O-RING 95X3.1	1	3.5T
15	66002153	BUSHING 65X35	1	2T-2.5T
15	66002168	BUSHING 75X35	1	3T
15	66002341	BUSHING 85X35	1	3.5T
16	66000917	O-RING 80X3.1	1	2T-2.5T
16	66001202	O-RING 90X3.1	1	3T

FIG.30 LIFT CYLINDER-FREE LIFT

TRIPLEX



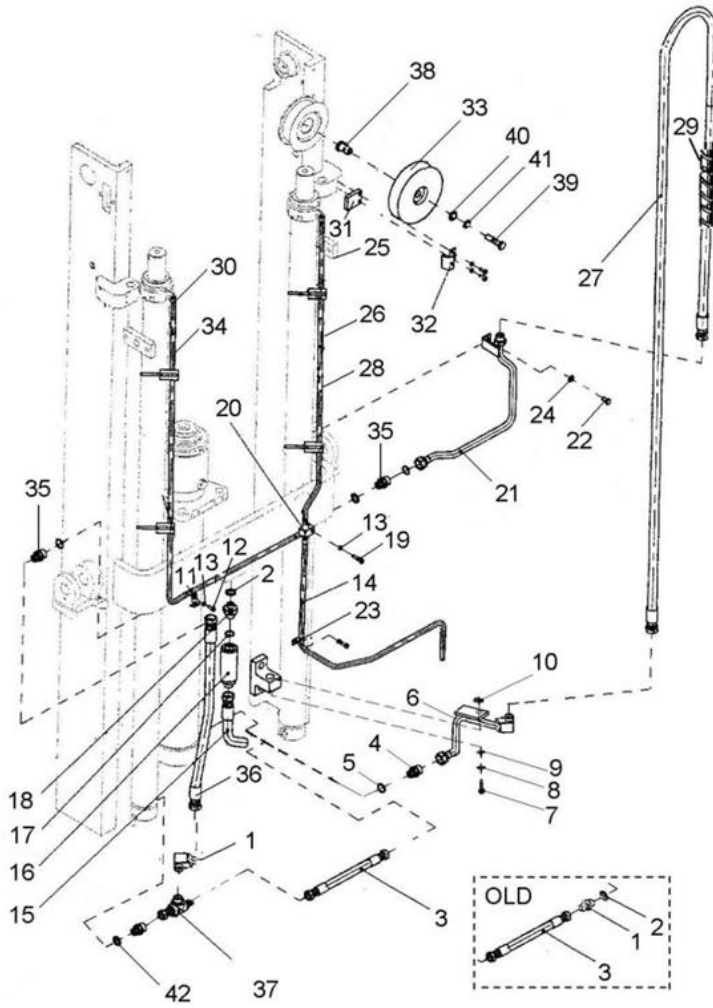
ITEM	PART NO.	DESCRIPTION	QTY	REMARKS OR SERIAL NO.
16	66001204	O-RING 100X3.1	1	3.5T
17	66002156	GLAND	1	2T-2.5T
17	66002171	GLAND	1	3T
17	66002337	GLAND	1	3.5T
18	66001156	ISI-SEAL RING D60	1	2T-2.5T
18	NO PART NO.	ISI-SEAL RING D70	1	3T
18	NO PART NO.	ISI-SEAL RING D80	1	3.5T
19	66002155	ROD SEAL 70X60X2	1	2T-2.5T
19	66002170	ROD SEAL 80X70X2	1	3T
19	66002336	ROD SEAL 90X80X2	1	3.5T
20	66001097	LBH-ROD WIPER D60	1	2T-2.5T
20	NO PART NO.	LBH-ROD WIPER D70	1	3T
20	66011452	LBH-ROD WIPER D80	1	3.5T
K1	66003574	KIT-SEAL	1	FOR 2T-2.5T INC:5,9,14,16,18 & 20
K2	66003576	KIT-SEAL	1	FOR 3T INC:5,9,14,16,18 & 20

<OPTIONAL PARTS LIST 18>
TRIPLEX
(2T-3.5T) FREE LIFT CYLINDER

ITEM NO.	A (FL)	2 (TUBE WLDMT)	13 (CYL. ROD)
LIFT HEIGHT	PART NO.	PART NO.	PART NO.
4500(2T-2.5T)	66001411	66001414	66001413
4500(3T)	66001719	66001722	66001721
4500(3.5T)	66002007	66002010	66002009
4800(2T-2.5T)	66001422	66001424	66001423
4800(3T)	66001729	66001731	66001730
4800(3.5T)	66002016	66002018	66002017
5500(2T-2.5T)	66001442	66001444	66001443
5500(3T)	66001749	66001751	66001750
5500(3.5T)	66002033	66002035	66002034

FIG.31 MAST ROUTING

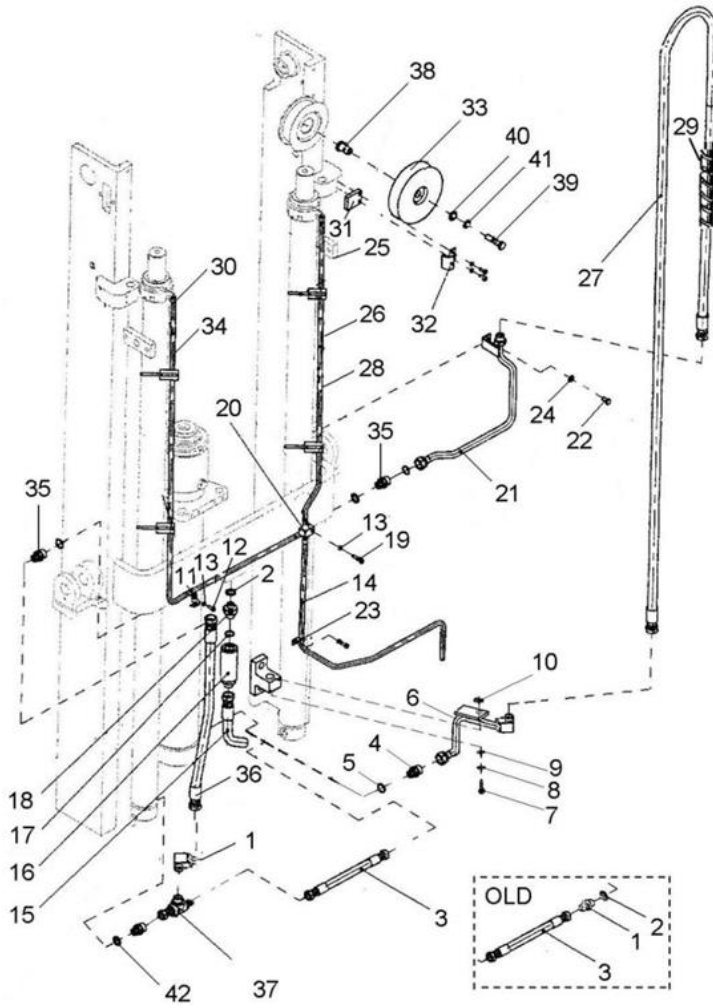
TRIPLEX



ITEM	PART NO.	DESCRIPTION	QTY	REMARKS OR SERIAL NO.
1	66002152	FITTING-90°	1	
2	66001282	WASHER 18	5	
3	66002373	HOSE ASSY	1	2T-2.5T
3	66002561	HOSE ASSY	1	3T
3	66002561	HOSE ASSY	1	3.5T
4	66001708	FITTING	1	2T-3T
4	66002002	FITTING	1	3.5T
5	66000266	WASHER 22	1	
6	66002377	FITTING	1	
7	66001170	SCREW M10X35	1	
8	66000066	WASHER 10	2	
9	66000164	WASHER 10	2	
10	66000147	NUT M10	1	
11	66002549	CLAMP	1	
12	66000110	BOLT M6X16	3	

FIG.31 MAST ROUTING

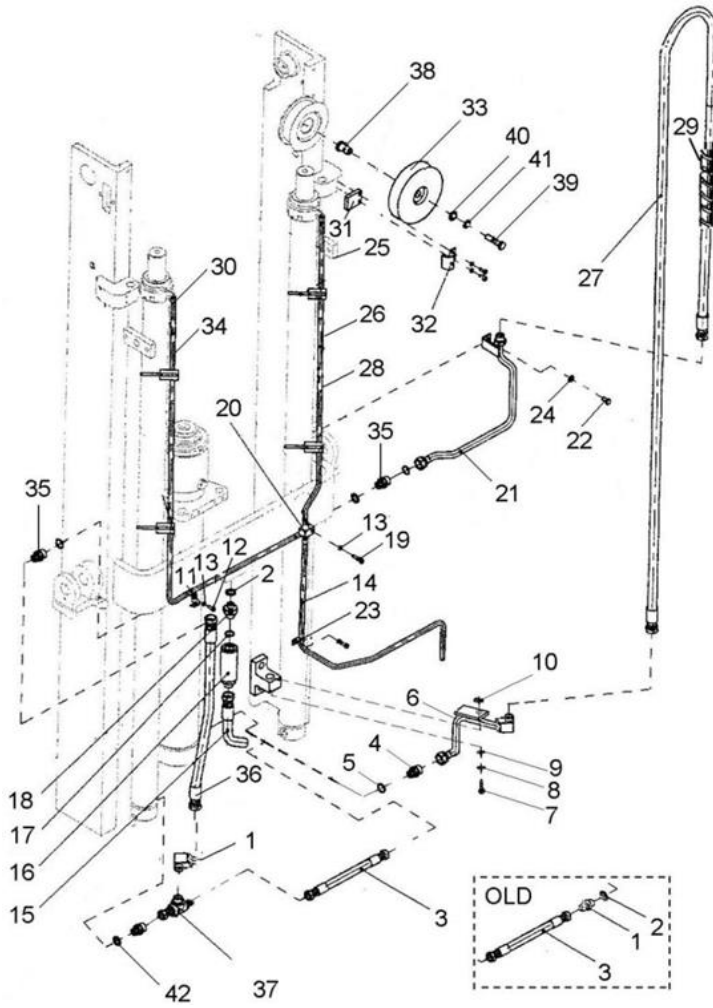
TRIPLEX



ITEM	PART NO.	DESCRIPTION	QTY	REMARKS OR SERIAL NO.
13	66000064	WASHER 6	4	
14	66001715	HOSE ASSY Ø14.5/Ø9.5	1	
15	66001709	HOSE ASSY	1	STD NON-OPS (THREAD SIZE 1.75MM)
15	66009100	HOSE ASSY	1	OPS
16	66002332	LOWERING CONTROL VALVE	1	2T-2.5T
16	66002333	LOWERING CONTROL VALVE	1	3T-3.5T
17	66000094	O-RING 24X2.4	1	
18	66002444	TUBE ASSY	1	
19	66000112	BOLT M6X30	1	
20	66001714	T-FITTING	1	
21	66001716	TUBE ASSY	1	
22	66001592	BOLT M8X1.25X16	2	
23	66001618	CLAMP	1	
24	66000163	WASHER 8	1	
25	66001164	CLAMP-BAND	4	

FIG.31 MAST ROUTING

TRIPLEX



ITEM	PART NO.	DESCRIPTION	QTY	REMARKS OR SERIAL NO.
26	66001615	BRACKET	4	
27	SEE OPTIONAL PARTS LIST 19	HOSE ASSY	1	2T-2.5T, 3T & 3.5T
28	SEE OPTIONAL PARTS LIST 19	HOSE ASSY	1	2T-3T, 3.5T
29	66002371	HOSE GUARD	1	L=40
30	66002432	HOSE CLAMP	5	
31	66002376	PLATE	1	
32	66002375	CLAMP	1	
33	66002442	HOSE SHEAVE	1	
34	SEE OPTIONAL PARTS LIST 19	HOSE ASSY	1	2T-3T, 3.5T
35	66002560	FITTING	2	
36	66001711	HOSE ASSY	1	
37	66002167	T-FITTING	1	
38	66002443	STUB SHAFT	1	
39	66001208	BOLT M12X50	1	
40	66000067	WASHER 12	1	

<OPTIONAL PARTS LIST 19>

**TRIPLEX
(2T-2.5T) HOSE ASSY**

ITEM NO.	27	28		34	
	(HOSE)	(HOSE)		(HOSE)	
LIFT HEIGHT	PART NO.	PART NO.	HOSE ASSY	PART NO.	HOSE ASSY
4500	66002374	66001712	Ø8XØ11X880	66001713	Ø8XØ11X1350
4800	66002380	66001420	Ø8XØ11X980	66001421	Ø8XØ11X1450
5500	66002394	66001440	Ø8XØ11X1210	66001441	Ø8XØ11X1680

<OPTIONAL PARTS LIST 19>

**TRIPLEX
(3T) HOSE ASSY**

ITEM NO.	27	28		34	
	(HOSE)	(HOSE)		(HOSE)	
LIFT HEIGHT	PART NO.	PART NO.	HOSE ASSY	PART NO.	HOSE ASSY
4500	66002562	66001712	Ø8XØ11X880	66001713	Ø8XØ11X1350
4800	66002566	66001727	Ø8XØ11X980	66001728	Ø8XØ11X1450
5500	66002580	66001745	Ø8XØ11X1210	66001746	Ø8XØ11X1680

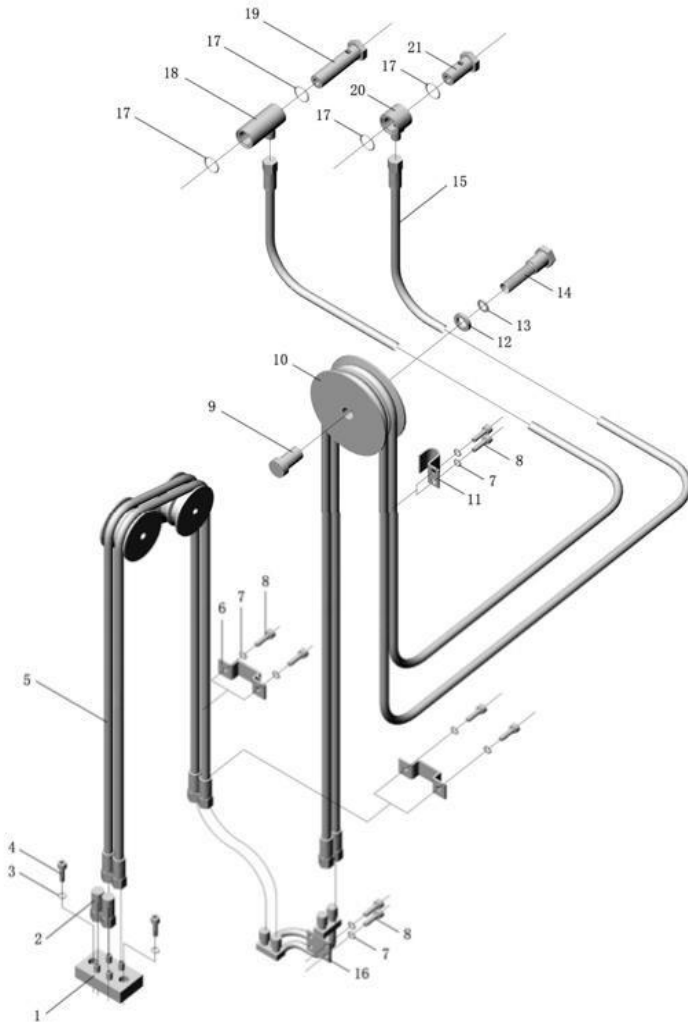
<OPTIONAL PARTS LIST 19>

**TRIPLEX
(3.5T) HOSE ASSY**

ITEM NO.	27	28		34	
	(HOSE)	(HOSE)		(HOSE)	
LIFT HEIGHT	PART NO.	PART NO.	HOSE ASSY	PART NO.	HOSE ASSY
4500	66002470	66002003	Ø8XØ11X930	66002004	Ø8XØ11X1400
4800	66002477	66002014	Ø8XØ11X1030	66002015	Ø8XØ11X1500
5500	66002491	66002030	Ø8XØ11X1260	66002031	Ø8XØ11X1730

FIG.32 SIDE-SHIFT ROUTING

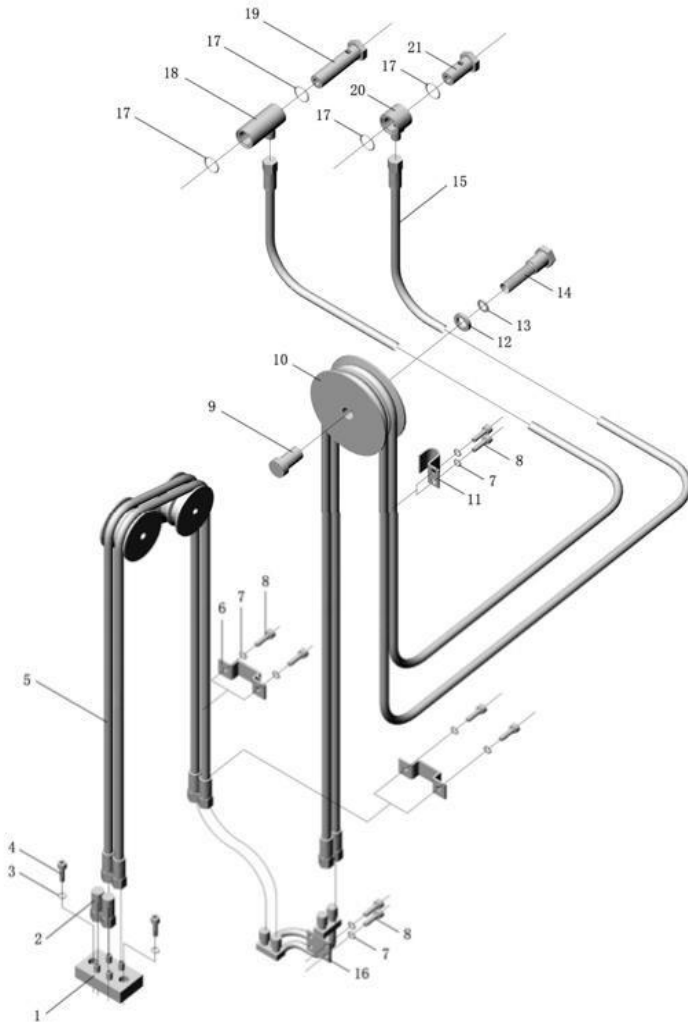
TRIPLEX



ITEM	PART NO.	DESCRIPTION	QTY	REMARKS OR SERIAL NO.
1	66001134	JUNCTION BLOCK	1	
2	66001242	FITTING	2	2T-2.5T
2	66001243	FITTING	2	3T-3.5T
3	66000065	WASHER 8	2	
4	66001168	BOLT M8X25	2	
5	SEE OPTIONAL PARTS LIST 20	HOSE ASSY	2	4.5M 2T-2.5T, 3T & 3.5T
6	66002349	CLAMP	2	
7	66000064	WASHER 6	10	
8	66001167	BOLT M6X12	10	
9	66002443	STUB SHAFT	1	
10	66001109	HOSE SHEAVE	1	
11	66001108	CLAMP	1	
12	66000165	WASHER 12	1	
13	66000067	WASHER 12	1	
14	66001207	BOLT M12X50	1	

FIG.32 SIDE-SHIFT ROUTING

TRIPLEX



ITEM	PART NO.	DESCRIPTION	QTY	REMARKS OR SERIAL NO.
15	SEE OPTIONAL PARTS LIST 20	HOSE ASSY	1	4.5M 2T-2.5T, 3T & 3.5T
16	66001110	JUNCTION BLOCK	1	
17	66001205	O-RING 26X2.4	4	
18	66001105	FITTING	1	
19	66002529	PIN	1	
20	66001104	FITTING	1	
21	66002530	PIN	1	

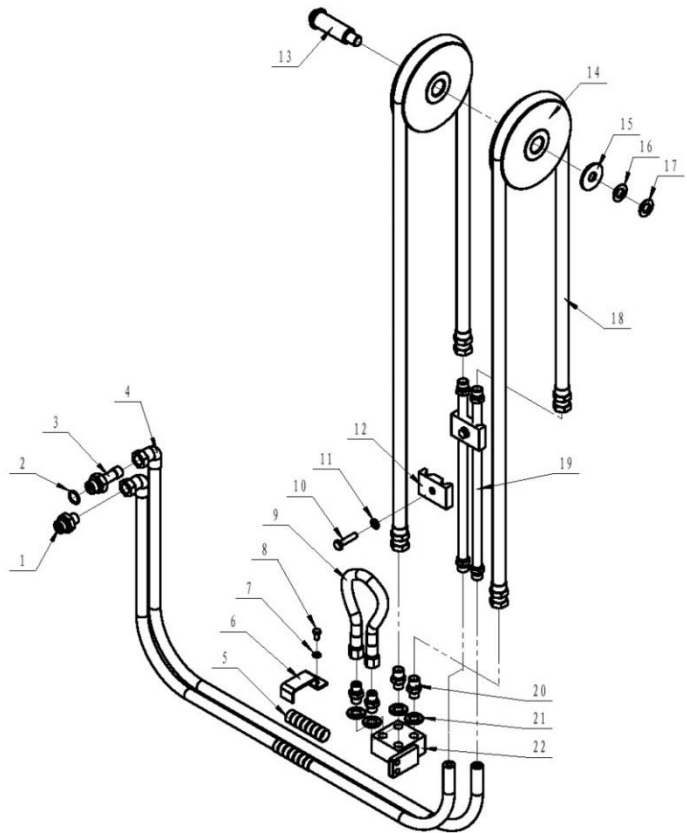
<OPTIONAL PARTS LIST 20>

**TRIPLEX
(2T-3.5T) HOSE ASSY**

ITEM NO.	5 (2T-2.5T)	5 (3T)	5 (3.5T)	15 (2T-2.5T)	15 (3T)	15 (3.5T)
LIFT HEIGHT	PART NO.	PART NO.	PART NO.	PART NO.	PART NO.	PART NO.
4500	66001234	66001234	66001233	66001246	66001246	66001247
4800	66001235	66001235	66001235	66001247	66001247	66001248
5500	66001238	66001237	66001237	66001251	66001250	66001252

FIG.33 4TH FUNCTION HOSE ROUTING

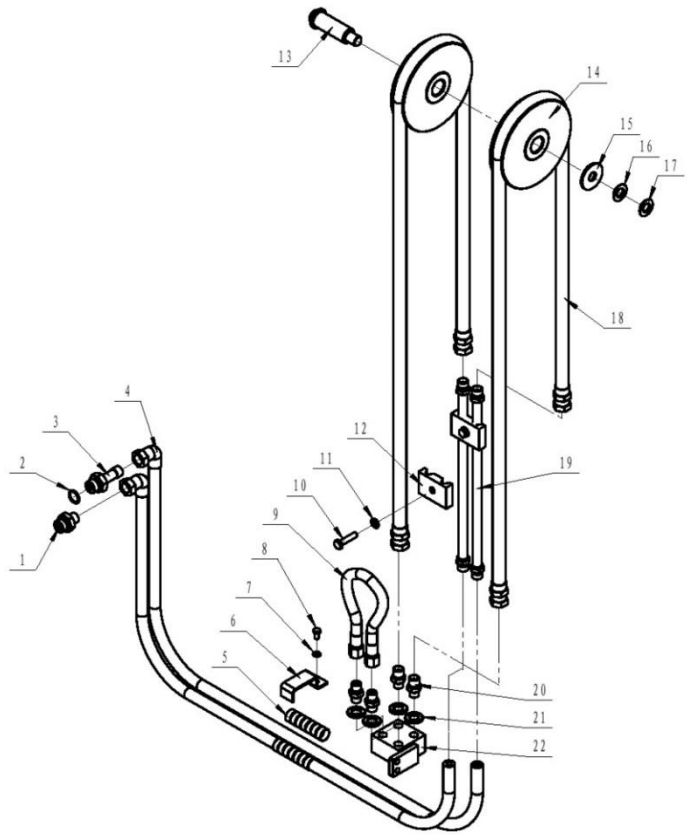
SIMPLEX



ITEM	PART NO.	DESCRIPTION	QTY	REMARKS OR SERIAL NO.
1	66300175	FITTING	1	
2	66000093	O-RING 22X2.4	2	
3	66300177	FITTING	1	
4	66300178	HOSE ASSY	2	
5	66001283	HOSE GUARD	2	
6	66013243	CLAMP	1	
7	66000064	WASHER 6	1	
8	66000109	BOLT M6X12	1	
9	66300179	HOSE ASSY 8I-300G/G	1	
10	66000940	BOLT M8X35	2	
11	66000065	WASHER 8	2	
12	66300180	CLAMP	2	
13	66001103	PULLEY SHAFT	1	
14	66001106	PULLEY	2	
15	66001220	WASHER 14	1	

FIG.33 4TH FUNCTION HOSE ROUTING

SIMPLEX



ITEM	PART NO.	DESCRIPTION	QTY	REMARKS OR SERIAL NO.
16	66000068	WASHER 14	1	
17	66001180	WASHER 14	1	
18	66300181	HOSE ASSY 8I-5600G/G	2	
19	66012736	HOSE ASSY	2	
20	66001101	FITTING	4	
21	66013380	WASHER 14	4	
22	66001102	JUNCTION BLOCK	1	
K1	66301282	KIT-4TH FUNCTION PIPING	1	CONVERTS FROM 3 FUNCTION TO 4 FUNCTION HYDRAULICS



PARTS CATALOG



PREFACE

1. This parts catalog is the 1st edition of 4TNE98-BQFLC for General Ltd.

Pub.No. : 000Y00W2770

Published : December, 2007

2. Model name

Engine model	Vehicle	Vehicle made by
	Products	
4TNE98-BQFLC	Forklift	General Ltd.

Directions for the Parts Catalog.

1. The parts stipulated in this Parts Catalog are not necessarily standard equipped parts.
2. Parts may change without prior notice.
3. The following is an example of the Parts Catalog format.

REF.	LEV.	PARTS NO.	DESCRIPTION	Q'TY						I	R
				(A)	(B)	(C)	(D)	(E)	(F)		
1	1	729595-51390	FUEL INJECTION PUMP	1	1	1	1	1			1
1-1	1	729595-51391	FUEL INJECTION PUMP	1	1	1	1	1		N	1
		(A=E00185) (B=E00200)									
3	2	26022-060162	SCREW M 6 16	9	9	9	9	9			
3-1	2	26022-060162	SCREW M 6 16	4	4	4	4	4		K	
		(A=E00156) (B=E00156) (C=E00156) (D=E00156) (E=E00156)									
4	2	129470-51040	CAMSHAFT	1	1	1	1	1			
5	2	122710-51050	BEARING, ROLLER	2	2	2	2	2			
6	2	129470-51060	RETAINER	1	1	1	1	1			

Remarks
(1) BOOST COMPEMSATOR TYPE. OPTIONAL PART, TO E00155,(4JH-DT, 4JH-DTZ

① Ref. No.

The Ref. No. listed may not be in accordance with the illustration Ref. No.

(E.) Illustration No. List Ref No.
 1 1 (Before change) → 1-1 (After change)

For interchangeable symbols N, R and K, illustrations for new parts may be abbreviated.

② Lev. (Level)

Level indication

The numbers below indicate the level of relativity towards the main part.

1 ----- Main parts (Assembly parts)

2 ----- Sub component included in " 1 ".

3 ----- Sub component included in " 2 ".

Note) Parts that are not for sale are partially illustrated but not listed.

③ Interchangeability Mark

When a part change takes place, one of the following interchangeability symbols is indicated beside the part.

Symbol	Interchangeability	Contents note
N	Old $\begin{matrix} \leftarrow \text{Yes} \\ \text{No} \rightarrow \end{matrix}$ New	New Part is interchangeable for Old Part but Old Part is not interchangeable for New Part.
Q	Old $\begin{matrix} \leftarrow \text{No} \\ \text{Yes} \rightarrow \end{matrix}$ New	New Part is not interchangeable for Old Part but Old Part is interchangeable for New Part.
R	Old $\begin{matrix} \leftarrow \text{Yes} \\ \text{Yes} \rightarrow \end{matrix}$ New	New/ Old Parts are both interchangeable.
S	Old $\begin{matrix} \leftarrow \text{No} \\ \text{No} \rightarrow \end{matrix}$ New	New/ Old Parts are both not interchangeable.
W		Part newly added.
Z		Part discontinued.
F		Not interchangeable by a single part but interchangeable together with related parts.
K		Changes only for used parts quantities.

④ Effective Machine No.

When a part changes, the effective Machine No. will be indicated in the (A)-(F) column.

Product Symbol	Product No.	Product Symbol	Product No.
C	Clutch No. Compressor No.	F	Machine No. (Agricultural Equip.)
D	Drive No.	M	Machine No.
E	Engine No.		

Note 1) A date may follow the symbol. (E.) 1996.01

Note 2) " " and " ZZZZ " are for parts that could not be predicted or for engine models that could not be identified.

Note 3) (A=E00185) is the E (Engine Serial Number) for the column (A) model (in this case 4JH-DT) after the parts design change.

⑤ Remarks Mark

Figures or alphabets (symbols) are entered in the remarks column.

The comments (remarks) on parts that are indicated at the bottom of the illustration are the same symbols as those stated above.

CONTENTS

MODEL : 4TNE98-BQFLC

PC NO : 0CW10-G27700

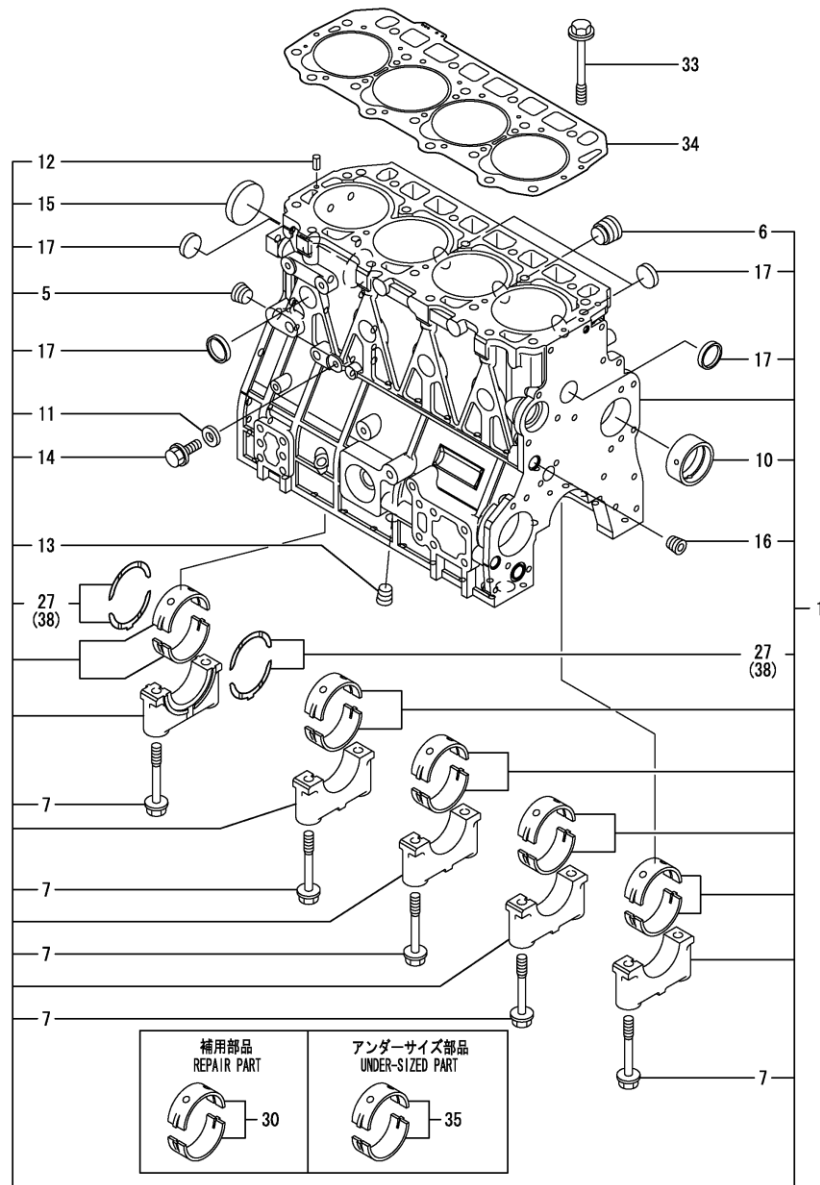
Fig.No. GROUP NAME

4TNE98-BQFLC

1. CYLINDER BLOCK
2. GEAR HOUSING
3. FLYWHEEL HOUSING & OIL SUMP
4. CYLINDER HEAD & BONNET
5. SUCTION & EXHAUST MANIFOLD
6. CAMSHAFT & DRIVING GEAR
7. CRANKSHAFT & PISTON
8. LUB.OIL SYSTEM
9. COOLING WATER SYSTEM
10. FUEL INJECTION PUMP
11. FUEL INJECTION VALVE
12. FUEL FILTER
13. STARTING MOTOR
17. (13A) STARTING MOTOR
14. GENERATOR
18. (14A) GENERATOR
15. GASKET SET
16. SHORT BLOCK

Fig.No. GROUP NAME

Fig.1. CYLINDER BLOCK



OCW10-G27700 1. CYLINDER BLOCK

(A)=4TNE98-BQFLC

(B)=

(C)=

(D)=

(E)=

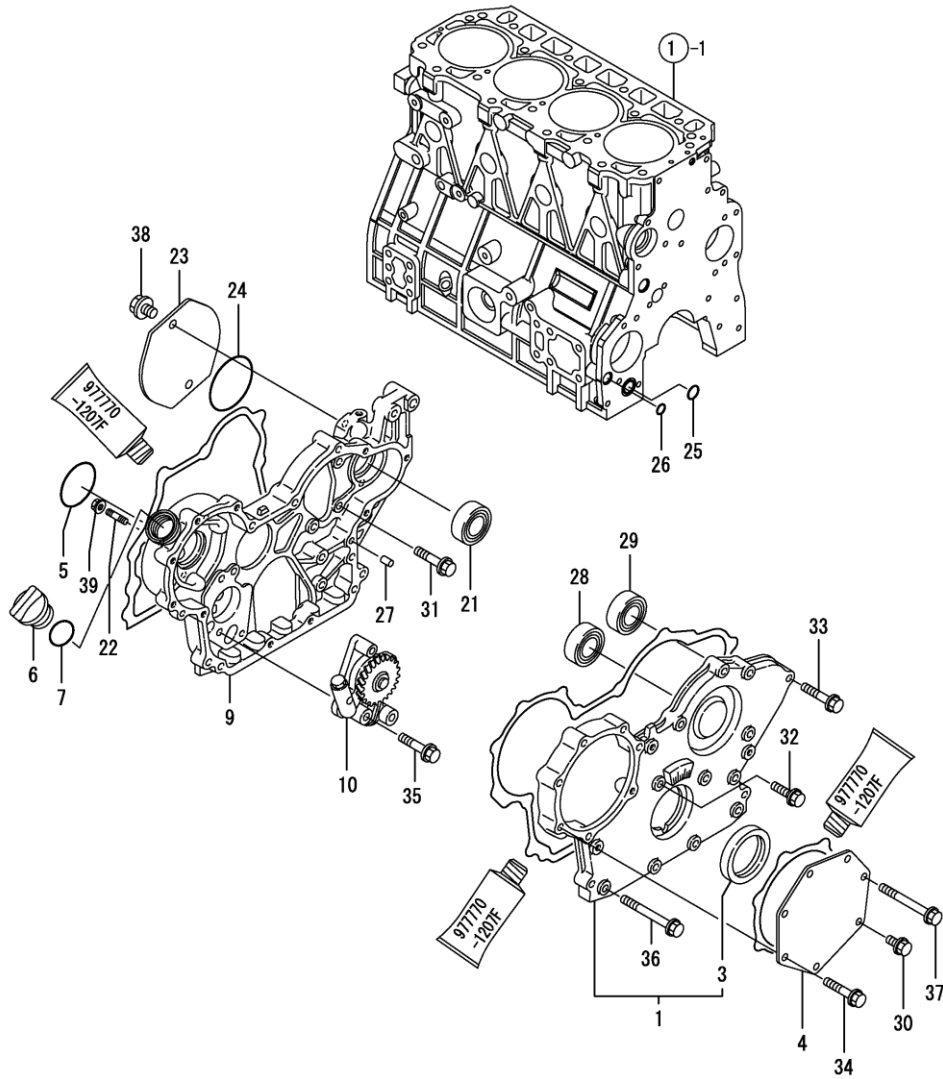
(F)=

REF.	LEV.	PARTS NO.	DESCRIPTION	QTY						I	R
				(A)	(B)	(C)	(D)	(E)	(F)		
1	1	76000334	BLOCK ASSY, CYLINDER	1							
5	2	76000003	PLUG PT3/8,SCREW	1							
6	2	76000004	PLUG, NPTF1	1							
7	2	76000005	BOLT, METAL CAP	10							
10	2	76000006	BUSH, CAMSHAFT	1							
11	2	76000007	SEAL WASHER 8S	1							
12	2	76000008	SPRING PIN 612	2							
13	2	76000003	PLUG PT3/8,SCREW	1							
14	2	76000009	BOLT M 8 12 PLATED	1							
15	2	76000010	PLUG, 55	1							
16	2	76000003	PLUG PT3/8,SCREW	1							
17	2	76000011	PLUG 30	8							
27	2	76000313	BEARING ASSY, THRUST	2							
30	1	76000309	BEARING ASSY, MAIN	5							3
33	1	76000012	BOLT, CYLINDER HEAD	18							
34	1	76000354	GASKET, HEAD	1							
35	1	76000310	MAIN BEARING US=0.25	5							1
38	1	76000314	BEARING,THRUST .25OS	2							2

Remarks

- (1) UNDER-SIZED(U.S=0.25)PART.
- (2) OVER-SIZED(O.S=0.25)PART.
- (3) REPAIR PART.

Fig.2. GEAR HOUSING



0CW10-G27700 2. GEAR HOUSING

(A)=4TNE98-BQFLC

(B)=

(C)=

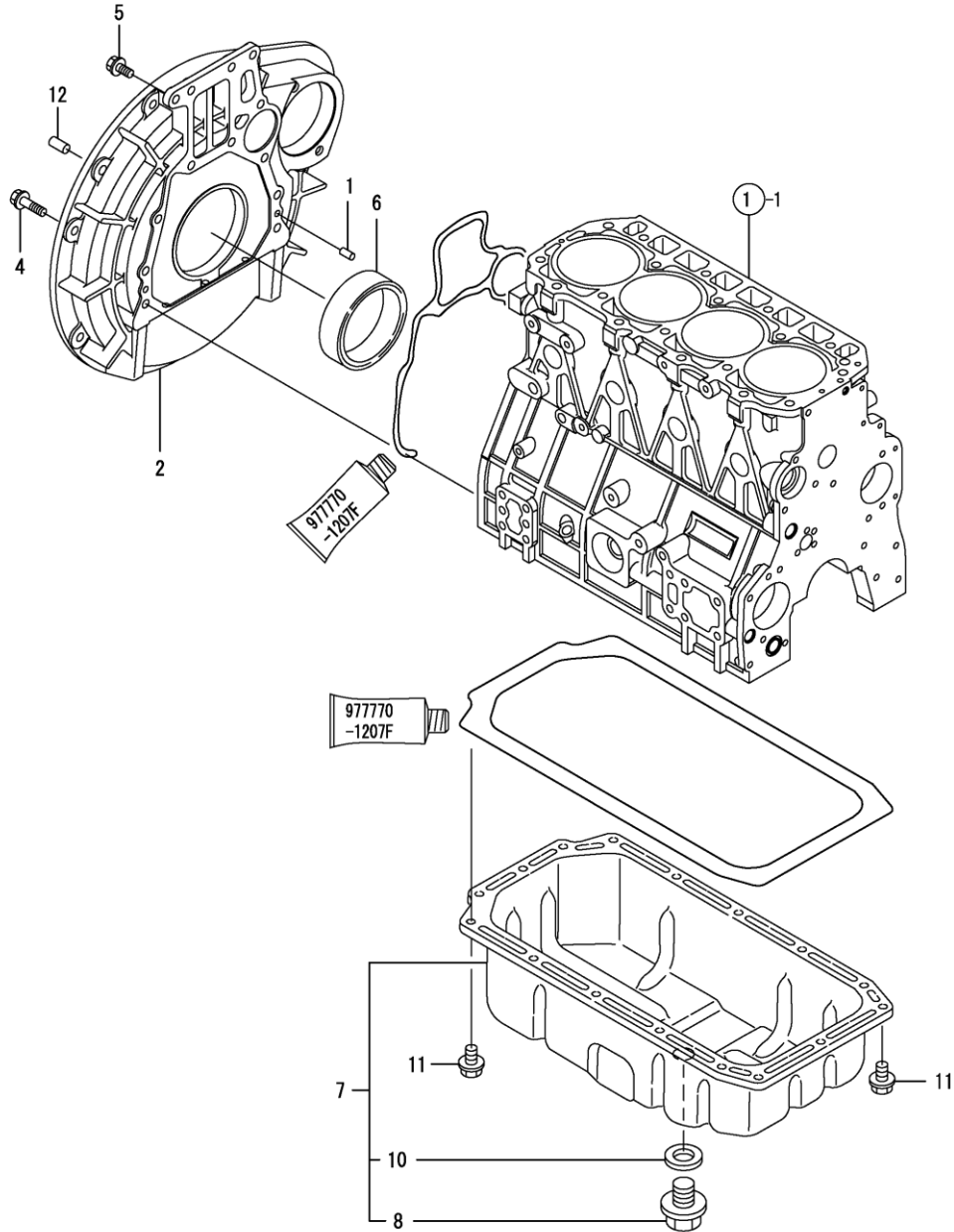
(D)=

(E)=

(F)=

REF.	LEV.	PARTS NO.	DESCRIPTION	QTY						I	R
				(A)	(B)	(C)	(D)	(E)	(F)		
1	1	76000360	COVER ASSY,GEAR CASE	1							
3	2	76000359	SEAL, OIL	1							
4	1	76000016	COVER, TIMING	1							
5	1	76000017	O-RING 1A S-50.0	1							
6	1	76000018	COVER, FILLER	1							
7	1	76000019	O-RING 1A P-32.0	1							
9	1	76000240	HOUSING, GEAR	1							
10	1	76000020	PUMP ASSY, LUB.OIL	1							
21	1	76000277	BALL BEARING	1							
22	1	76000296	STUD M 8 30 PLATED	3							
23	1	76000202	COVER, PUMP	1							
24	1	76000292	O-RING 1A G-85.0	1							
25	1	76000021	O-RING, P20	1							
26	1	76000022	O-RING, P14	1							
27	1	76000013	PIN, PARALLEL	4							
28	1	76000272	BALL BEARING	1							
29	1	76000277	BALL BEARING	1							
30	1	76000023	BOLT M 8 16 PLATED	1							
31	1	76000024	BOLT M 8 20 PLATED	3							
32	1	76000025	BOLT M 8 30 PLATED	1							
33	1	76000026	BOLT M 8 40 PLATED	5							
34	1	76000026	BOLT M 8 40 PLATED	5							
35	1	76000027	BOLT M 8 45 PLATED	3							
36	1	76000028	BOLT M 8 70 PLATED	6							
37	1	76000028	BOLT M 8 70 PLATED	1							
38	1	76000293	BOLT M10 12 PLATED	2							
39	1	76000257	NUT, M8	3							

Fig.3. FLYWHEEL HOUSING & OIL SUMP



0CW10-G27700 3. FLYWHEEL HOUSING & OIL SUMP

(A)=4TNE98-BQFLC

(B)=

(C)=

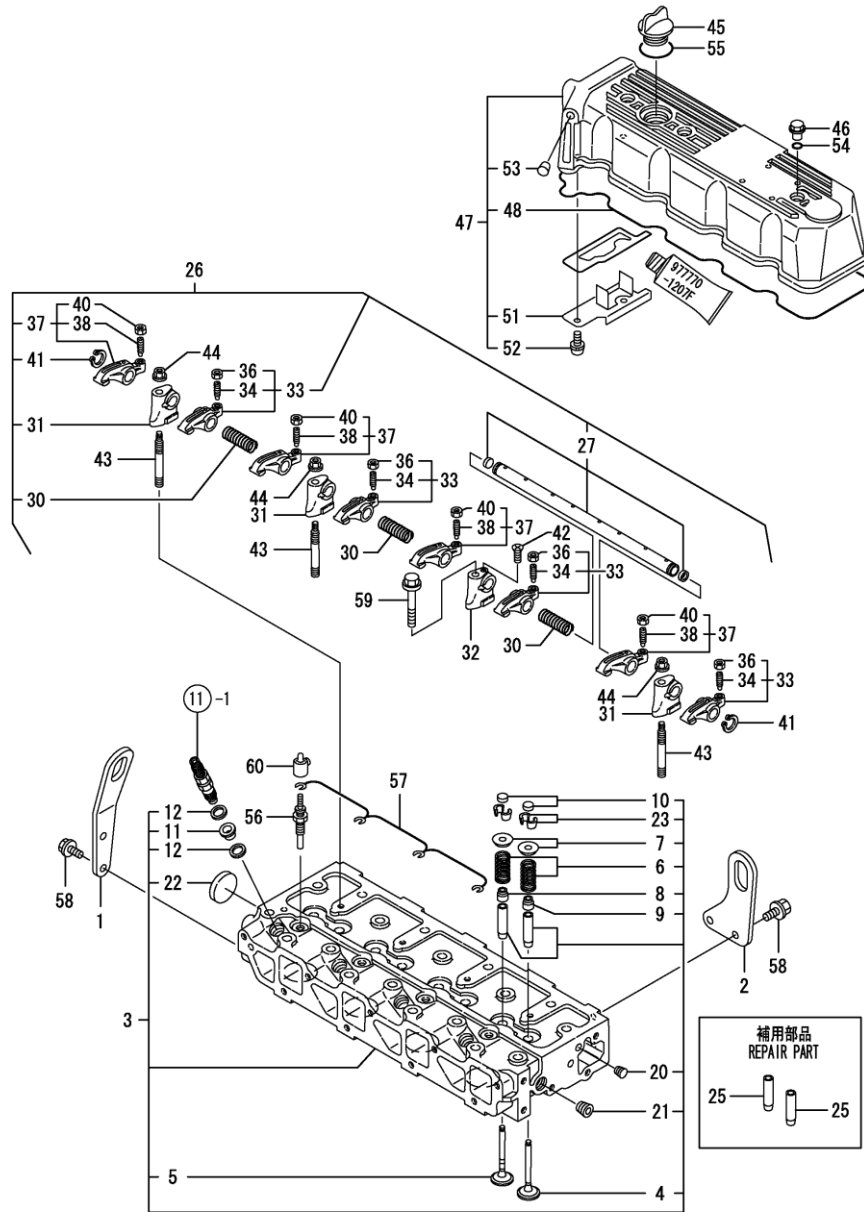
(D)=

(E)=

(F)=

REF.	LEV.	PARTS NO.	DESCRIPTION	QTY						I	R
				(A)	(B)	(C)	(D)	(E)	(F)		
1	1	76000013	PIN, PARALLEL	2							
2	1	76000232	HOUSING, FLYWHEEL	1							
4	1	76000295	BOLT M10 35 PLATED	9							
5	1	76000247	BOLT M1020	4							
6	1	76000196	SEAL,OIL D115/95T11	1							
7	1	76000237	SUMP ASSY. LUB.OIL	1							
8	2	76000029	DRAIN PLUG M22	1							
10	2	76000030	WASHER, 22	1							
11	1	76000009	BOLT M 8 12 PLATED	16							
12	1	76000244	PARALLEL PIN, M1220	2							

Fig.4. CYLINDER HEAD & BONNET



OCW10-G27700 4. CYLINDER HEAD & BONNET

(A)=4TNE98-BQFLC

(B)=

(C)=

(D)=

(E)=

(F)=

REF.	LEV.	PARTS NO.	DESCRIPTION	QTY						I	R
				(A)	(B)	(C)	(D)	(E)	(F)		
1	1	76000287	LIFTER, ENGINE	1							
2	1	76000031	LIFTER, ENGINE	1							
3	1	76000336	HEAD ASSY, CYLINDER	1							
4	2	76000033	VALVE, INTAKE	4							
5	2	76000034	VALVE, EXHAUST	4							
6	2	76000035	SPRING, VALVE	8							
7	2	76000036	RETAINER, SPRING	8							
8	2	76000037	SEAL, VALVE STEM	4							
9	2	76000038	SEAL, VALVE STEM	4							
10	2	76000039	CAP, VALVE	8							
11	2	76000040	PROTECTOR, NOZZLE	4							
12	2	76000041	GASKET, NOZZLE	8							
20	2	76000043	PLUG, PT1/16	1							
21	2	76000003	PLUG PT3/8,SCREW	1							
22	2	76000044	PLUG 40	1							
23	2	76000045	COTTER, 8	8							
25	1	76000042	GUIDE, EXHAUST VALVE	8							1
26	1	76000046	SUPPORT ASSY, ARM	1							
27	2	76000047	SHAFT ASSY, ROCKER	1							
30	2	76000048	SPRING, SHAFT	3							
31	2	76000049	SUPPORT, ARM A	3							
32	2	76000050	SUPPORT, ARM B	1							
33	2	76000051	ARM KIT, ROCKER	4							
34	3	76000052	SCREW, VALVE ADJUST	4							
36	3	76000053	NUT, M8	4							
37	2	76000054	ARM KIT, ROCKER	4							
38	3	76000052	SCREW, VALVE ADJUST	4							
40	3	76000053	NUT, M8	4							
41	2	76000055	CIRCLIP 18	2							
42	2	76000056	SCREW M 4 16	1							
43	1	76000057	STUD, SUPPORT	3							
44	1	76000058	NUT, M10	3							
45	1	76000018	COVER, FILLER	1							
46	1	76000060	KNOB	3							
47	1	76000061	BONNET ASSY, HEAD	1							
48	2	76000062	GASKET, BONNET	1							
51	2	76000063	PLATE, BAFFLE	1							
52	2	76000064	SCREW, M510	2							
53	2	76000065	PLUG, 88	1							
54	1	76000066	O-RING 1A P-12.0	3							
55	1	76000019	O-RING 1A P-32.0	1							
56	1	76000067	PLUG, GLOW	4							
57	1	76000279	CONNECTOR, GLOW PLUG	1							
58	1	76000023	BOLT M 8 16 PLATED	4							
59	1	76000068	BOLT M10 65 PLATED	1							
60	1	76000070	COVER, GLOW PLUG	4							

Remarks
(1) REPAIR PART.

N:Old $\begin{matrix} \text{Yes} \\ \text{No} \end{matrix}$ New, Q:Old $\begin{matrix} \text{No} \\ \text{Yes} \end{matrix}$ New, R:Old $\begin{matrix} \text{Yes} \\ \text{Yes} \end{matrix}$ New, S:Old $\begin{matrix} \text{No} \\ \text{No} \end{matrix}$ New, W:Add, Z:Discontinued, F:Interchangeable by set, K:Q'ty Change

Fig.5. SUCTION & EXHAUST MANIFOLD

(A)=4TNE98-BQFLC

(B)=

(C)=

(D)=

(E)=

(F)=

REF.	LEV.	PARTS NO.	DESCRIPTION	Q'TY						I	R
				(A)	(B)	(C)	(D)	(E)	(F)		
1	1	76000059	GASKET, MANIFOLD	1							
2	1	76000069	MANIFOLD, AIR INTAKE	1							
3	1	76000027	BOLT M 8 45 PLATED	9							
4	1	76000213	MANIFOLD, EXHAUST	1							
5	1	76000214	GASKET, MANIFOLD	1							
6	1	76000198	BOLT, M845	6							
7	1	76000071	STUD, M822	4							
8	1	76000199	STUD, M845	2							
9	1	76000257	NUT, M8	2							
10	1	76000072	GASKET, HEATER	1							
11	1	76000343	JOINT, HOSE	1							
12	1	76000246	BOLT M 8 35 PLATED	4							
13	1	76000256	GASKET, SILENCER	1							

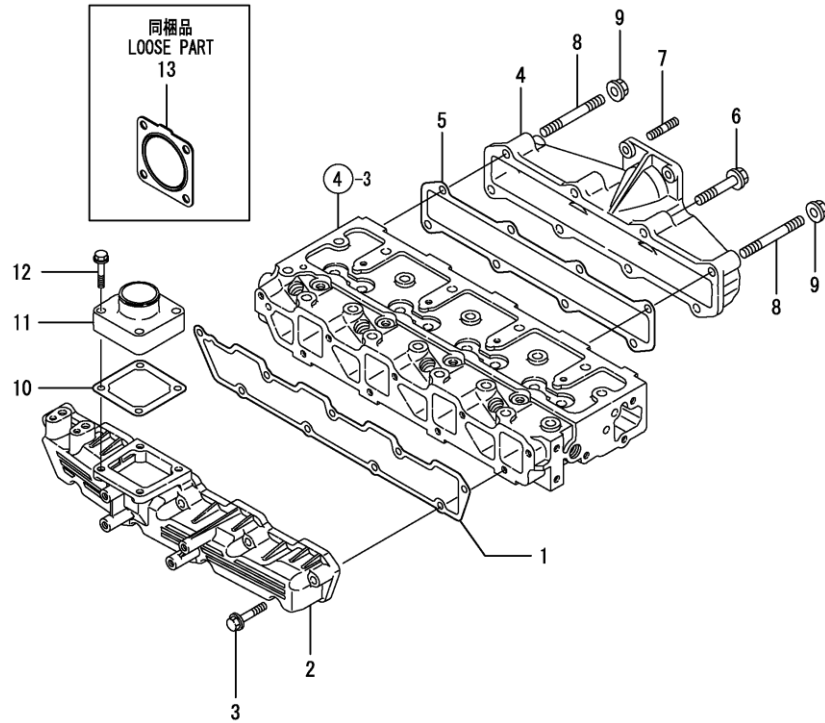


Fig.6. CAMSHAFT & DRIVING GEAR

(A)=4TNE98-BQFLC

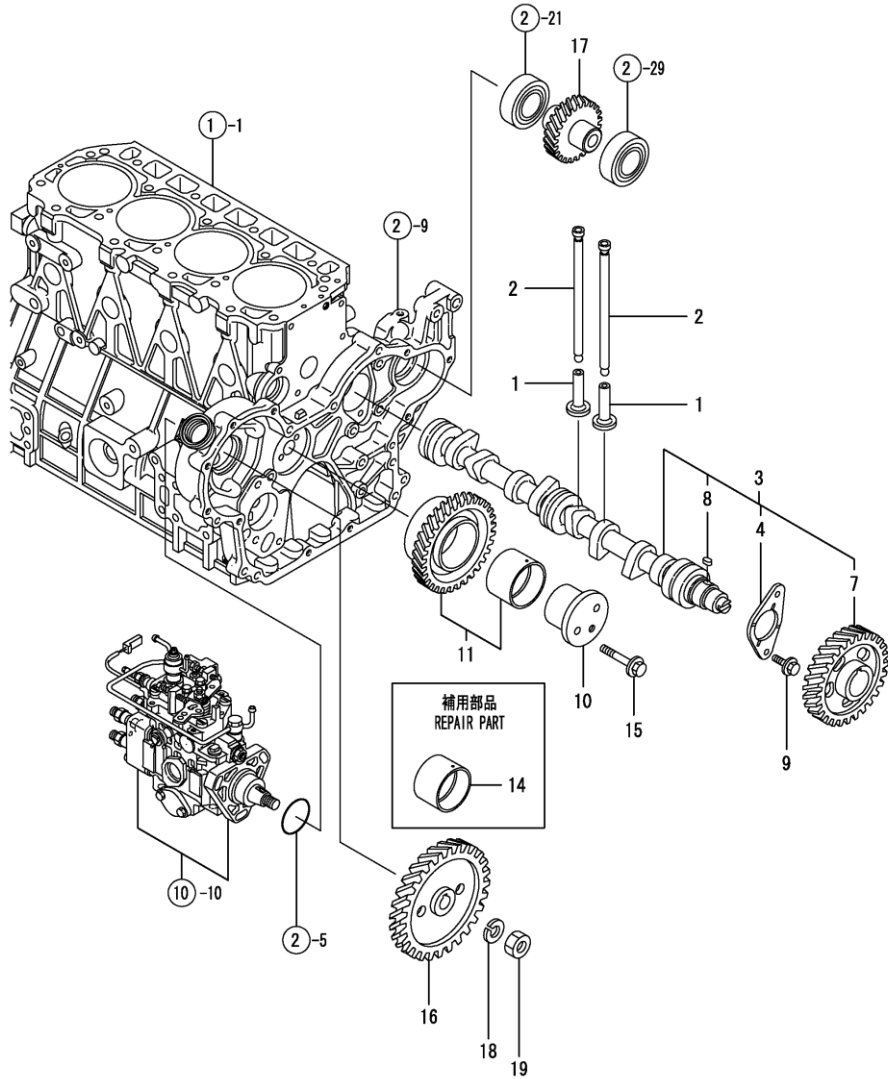
(B)=

(C)=

(D)=

(E)=

(F)=



REF.	LEV.	PARTS NO.	DESCRIPTION	QTY						I	R
				(A)	(B)	(C)	(D)	(E)	(F)		
1	1	76000074	TAPPET	8							
2	1	76000075	ROD, PUSH	8							
3	1	76000273	CAMSHAFT ASSY	1							
4	2	76000076	METAL, THRUST	1							
7	2	76000271	GEAR, CAMSHAFT	1							
8	2	76000077	KEY, 714	1							
9	1	76000073	BOLT 8 14 PLATED	2							
10	1	76000078	SHAFT, IDLER	1							
11	1	76000276	GEAR ASSY, IDLE	1							
14	1	76000079	BUSH, IDLE GEAR	1							1
15	1	76000080	BOLT M 8 55 PLATED	2							
16	1	76000081	GEAR, FI-P	1							
17	1	76000215	GEAR ASSY, PUMP	1							
18	1	76000082	SPRING WASHER 14	1							
19	1	76000083	LOCK NUT M14 PLATED	1							

Remarks
(1) REPAIR PART.

N:Old $\xrightarrow{\text{Yes}}$ New, Q:Old $\xrightarrow{\text{No}}$ New, R:Old $\xrightarrow{\text{Yes}}$ New, S:Old $\xrightarrow{\text{No}}$ New, W:Add, Z:Discontinued, F:Interchangeable by set, K:Q'ty Change

Fig.7. CRANKSHAFT & PISTON

(A)=4TNE98-BQFLC

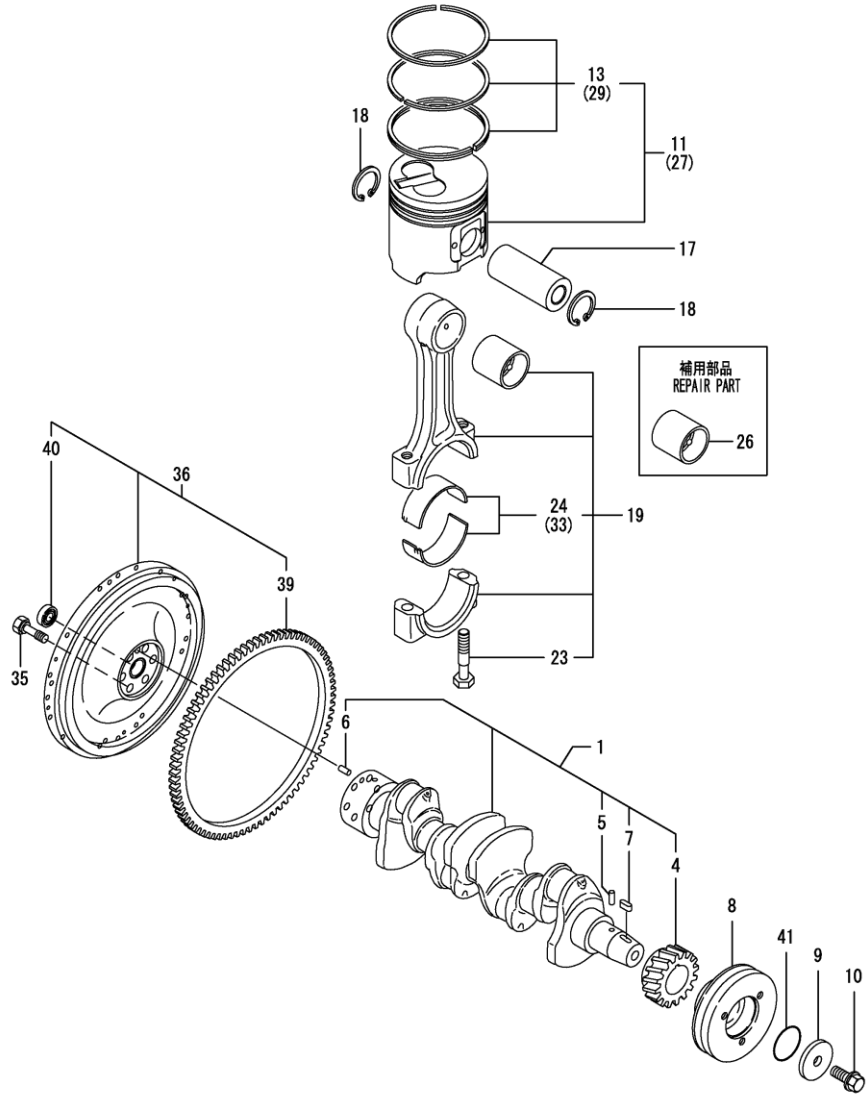
(B)=

(C)=

(D)=

(E)=

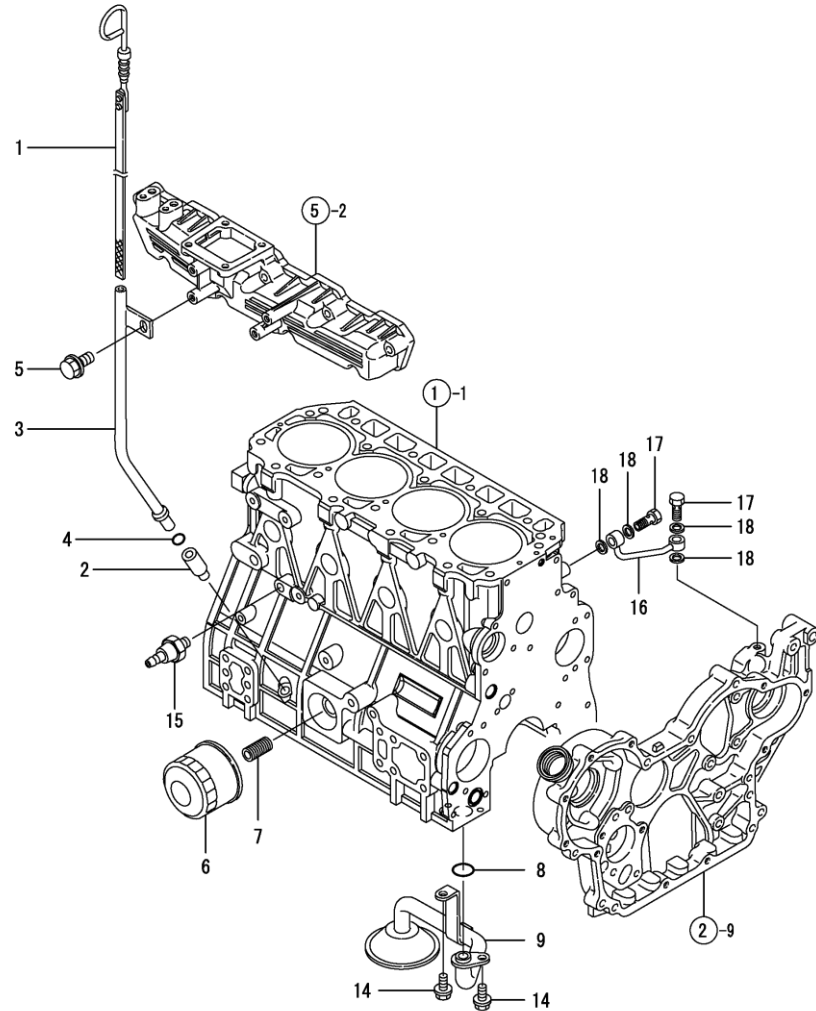
(F)=



REF.	LEV.	PARTS NO.	DESCRIPTION	QTY						I	R
				(A)	(B)	(C)	(D)	(E)	(F)		
1	1	76000356	CRANKSHAFT ASSY	1							
4	2	76000275	GEAR, CRANKSHAFT	1							
5	2	76000084	PIN	1							
6	2	76000085	PARALLEL PIN, M1022	1							
7	2	76000077	KEY, 714	1							
8	1	76000345	V-PULLEY, CRANKSHAFT	1							
9	1	76000352	WASHER	1							
10	1	76000346	BOLT, V-PULLEY	1							
11	1	76000337	PISTON W/RING	4							
13	2	76000338	RING SET	4							
17	1	76000091	PIN, PISTON	4							
18	1	76000092	CIRCLIP 30	8							
19	1	76000093	ROD ASSY, CONNECTING	4							
23	2	76000095	BOLT, CONNECTING ROD	8							
24	2	76000311	METAL ASSY,CRANK PIN	4							
26	1	76000094	METAL, PISTON PIN	4							1
27	1	76000339	PISTON W/RING .25OS	4							2
29	2	76000340	RING SET O.S=0.25	4							2
33	1	76000312	BEARING,PIN U.S=0.25	4							3
35	1	76000088	BOLT, FLYWHEEL	6							
36	1	76000233	FLYWHEEL ASSY	1							
39	2	76000262	GEAR, RING	1							
40	2	76000288	BALL BEARING	1							
41	1	76000341	O-RING, 1A S53.0	1							

Remarks
 (1) REPAIR PART.
 (2) OVER-SIZE(O.S=0.25)PART.
 (3) UNDER-SIZE(U.S=0.25)PART.

Fig.8. LUB.OIL SYSTEM



0CW10-G27700 8. LUB.OIL SYSTEM

(A)=4TNE98-BQFLC

(B)=

(C)=

(D)=

(E)=

(F)=

REF.	LEV.	PARTS NO.	DESCRIPTION	QTY						I	R
				(A)	(B)	(C)	(D)	(E)	(F)		
1	1	76000098	DIPSTICK, LUB.OIL	1							
2	1	76000099	GUIDE, DIPSTICK	1							
3	1	76000100	GUIDE, DIPSTICK	1							
4	1	76000101	O-RING 1A P-10A	1							
5	1	76000023	BOLT M 8 16 PLATED	1							
6	1	76000261	FILTER 8080L	1							1
7	1	76000102	STUD, FILTER	1							
8	1	76000021	O-RING, P20	1							
9	1	76000238	PIPE ASSY, OIL INLET	1							
14	1	76000009	BOLT M 8 12 PLATED	2							
15	1	76000103	SWITCH, OIL PRESSURE	1							
16	1	76000289	PIPE, LUB.OIL	1							
17	1	76000268	BOLT, PIPE JOINT	2							
18	1	76000007	SEAL WASHER 8S	4							

Remarks
(1) REPAIR PART.

N:Old $\begin{matrix} \leftarrow \text{Yes} \\ \text{No} \rightarrow \end{matrix}$ New, Q:Old $\begin{matrix} \leftarrow \text{No} \\ \text{Yes} \rightarrow \end{matrix}$ New, R:Old $\begin{matrix} \leftarrow \text{Yes} \\ \text{Yes} \rightarrow \end{matrix}$ New, S:Old $\begin{matrix} \leftarrow \text{No} \\ \text{No} \rightarrow \end{matrix}$ New, W:Add, Z:Discontinued, F:Interchangeable by set, K:Q'ty Change

Fig.9. COOLING WATER SYSTEM

(A)=4TNE98-BQFLC

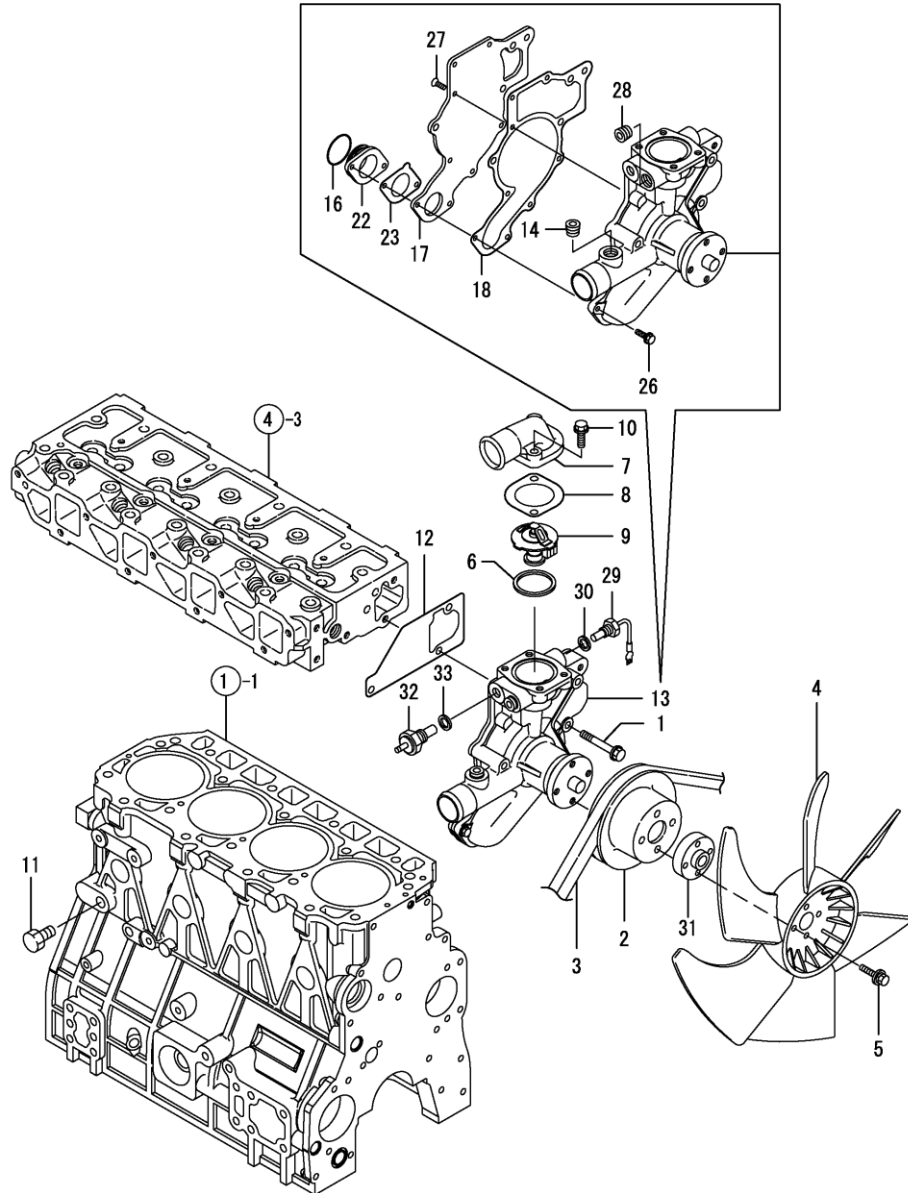
(B)=

(C)=

(D)=

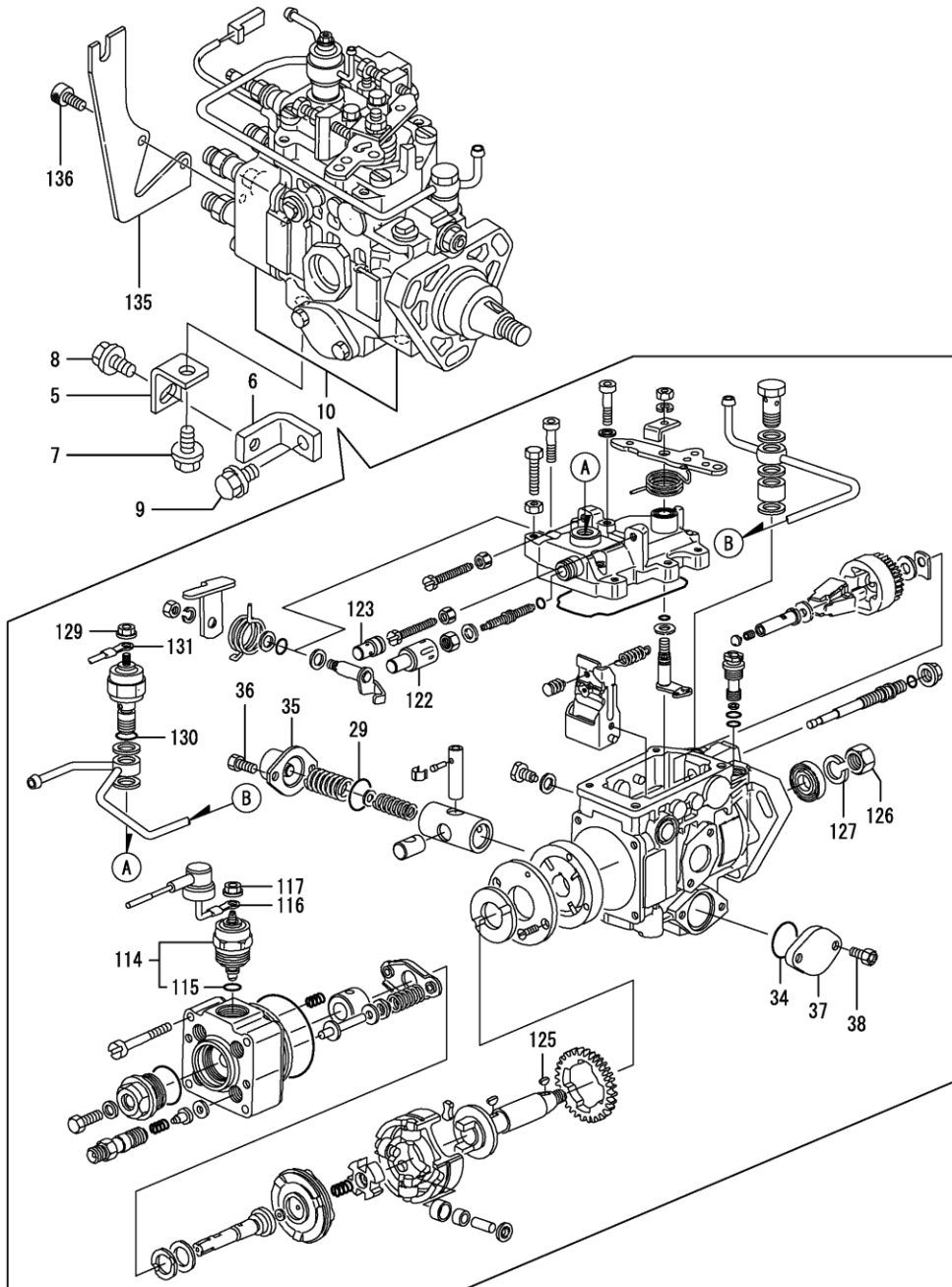
(E)=

(F)=



REF.	LEV.	PARTS NO.	DESCRIPTION	QTY						I	R
				(A)	(B)	(C)	(D)	(E)	(F)		
1	1	76000080	BOLT M 8 55 PLATED	3							
2	1	76000263	V-PULLEY, WATER PUMP	1							
3	1	76001238	V-BELT	1							
4	1	76000236	FAN, COOLING	1							
5	1	76000245	BOLT M 8 35	4							
6	1	76000260	GASKET, THERMOSTAT	1							
7	1	76000104	COVER, THERMOSTAT	1							
8	1	76000259	GASKET, COVER	1							
9	1	76000333	THERMOSTAT	1							
10	1	76000105	BOLT M 8 25 PLATED	2							
11	1	76000106	PLUG, DRAIN	1							
12	1	76000107	GASKET, PUMP	1							
13	1	76000265	PUMP ASSY, WATER	1							
14	2	76000280	PLUG, R03	1							
16	2	76000108	O-RING, P36	1							
17	2	76000109	COVER	1							
18	2	76000110	GASKET	1							
22	2	76000111	FLANGE, OUTLET	1							
23	2	76000112	GASKET, MECHANICAL	1							
26	2	76000115	BOLT M 6 20 PLATED	2							
27	2	76000248	SCREW M 6 14	6							
28	2	76000291	PLUG, PT1/8	1							
29	1	76000344	SENSOR, HOT WATER	1							
30	1	76000114	GASKET, 16	1							
31	1	76000197	SPACER, FAN	1							
32	1	76000203	THERMOMETER	1							
33	1	76000205	GASKET 10	1							

Fig.10. FUEL INJECTION PUMP



(A)=4TNE98-BQFLC

(B)=

(C)=

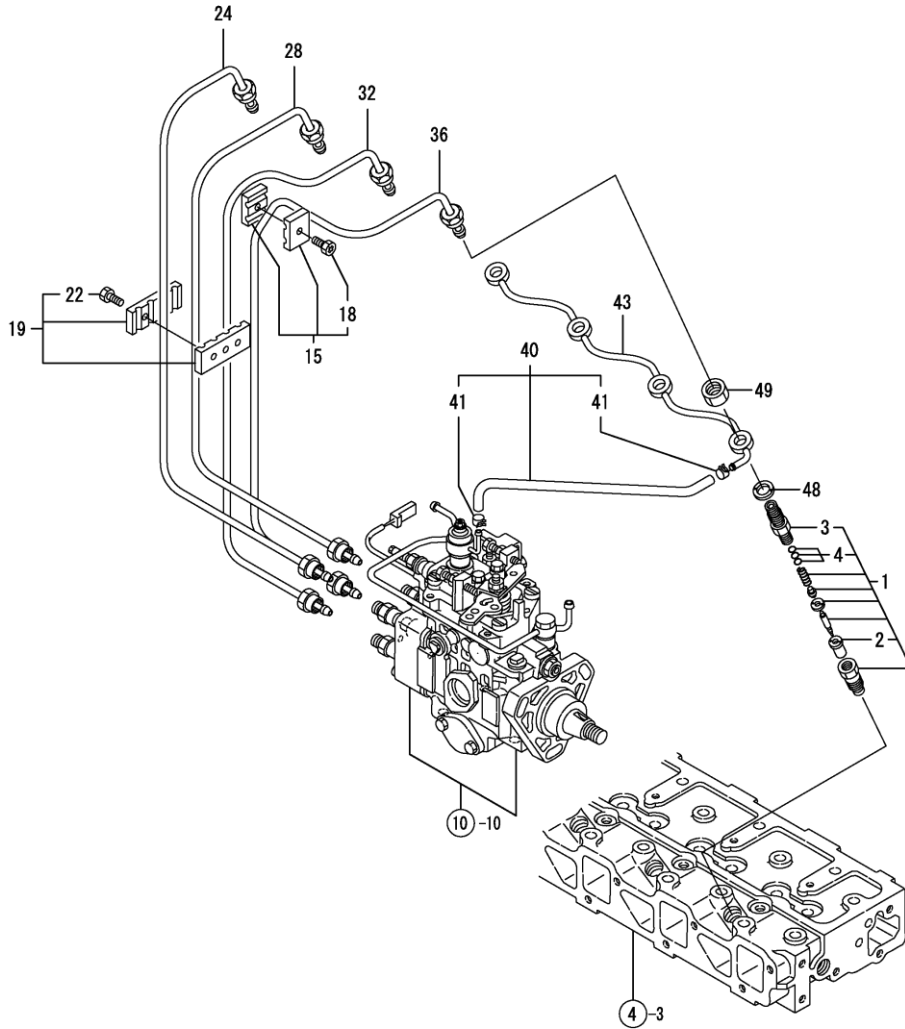
(D)=

(E)=

(F)=

REF.	LEV.	PARTS NO.	DESCRIPTION	QTY						I	R
				(A)	(B)	(C)	(D)	(E)	(F)		
5	1	76000186	RETAINER	1							
6	1	76000187	STAY	1							
7	1	76000188	BOLT M10 14 PLATED	1							
8	1	76000189	BOLT M10 16 PLATED	1							
9	1	76000190	BOLT M10 20 PLATED	1							
10	1	76502259	PUMP ASSY, INJECTION	1							
29	2	76000303	O RING	1							
34	2	76000303	O RING	1							
35	2	76000300	COVER	1							
36	2	76000304	BOLT	2							
37	2	76000301	COVER	1							
38	2	76000304	BOLT	2							
114	2	76000192	VALVE	1							
115	3	76000193	O RING	1							
116	2	76000306	WIRE	1							
117	2	76000305	NUT	1							
122	2	76000302	CAP	1							
123	2	76000315	CAP	1							
125	2	76000299	WOODRUFF KEY	1							
126	2	76000297	NUT	1							
127	2	76000298	SPRING WASHER	1							
129	2	76000305	NUT	1							
130	2	76000355	O RING	1							
131	2	76000361	WIRE	1							
135	1	76000184	BRACKET, WIRE	1							
136	1	76000185	BOLT, M625	2							

Fig.11. FUEL INJECTION VALVE



(A)=4TNE98-BQFLC

(B)=

(C)=

(D)=

(E)=

(F)=

REF.	LEV.	PARTS NO.	DESCRIPTION	QTY						I	R	
				(A)	(B)	(C)	(D)	(E)	(F)			
1	1	76000116	VALVE ASSY,INJECTION	4								
2	2	76000117	VALVE ASSY,INJECTION	4								
3	2	76000118	HOLDER, NOZZLE	4								
4	2	76000195	SHIM SET, ADJUSTING	4								1
15	1	76000119	RETAINER	2								
18	2	76000120	BOLT M414,HE.SCKT.	2								
19	1	76000121	RETAINER, PIPE	1								
22	2	76000120	BOLT M414,HE.SCKT.	2								
24	1	76000122	PIPE ASSY, INJECTION	1								
28	1	76000123	PIPE ASSY, INJECTION	1								
32	1	76000124	PIPE ASSY, INJECTION	1								
36	1	76000125	PIPE ASSY, INJECTION	1								
40	1	76000126	PIPE ASSY,F.O.RETURN	1								
41	2	76000127	CLIP, HOSE	2								
43	1	76000128	PIPE ASSY, RETURN	1								
48	1	76000129	GASKET, RETURN	4								
49	1	76000130	NUT, NOZZLE RETURN	4								

Remarks
(1) REPAIR PART.

N:Old $\begin{matrix} \leftarrow \text{Yes} \\ \text{No} \rightarrow \end{matrix}$ New, Q:Old $\begin{matrix} \leftarrow \text{No} \\ \text{Yes} \rightarrow \end{matrix}$ New, R:Old $\begin{matrix} \leftarrow \text{Yes} \\ \text{Yes} \rightarrow \end{matrix}$ New, S:Old $\begin{matrix} \leftarrow \text{No} \\ \text{No} \rightarrow \end{matrix}$ New, W:Add, Z:Discontinued, F:Interchangeable by set, K:Q'ty Change

Fig.12. FUEL FILTER

(A)=4TNE98-BQFLC

(B)=

(C)=

(D)=

(E)=

(F)=

REF.	LEV.	PARTS NO.	DESCRIPTION	QTY						I	R	
				(A)	(B)	(C)	(D)	(E)	(F)			
1	1	76000281	FILTER ASSY, FUEL	1								
2	2	76000282	BODY, FILTER	1								
3	2	76000283	SENSOR ASSY, LEVEL	1								
4	3	76000284	PLUG, DRAIN	1								
5	3	76000285	O-RING, PLUG	1								
6	2	76000286	ELEMENT KIT, FILTER	1								
7	1	76000105	BOLT M 8 25 PLATED	2								
8	1	76000131	PIPE, FUEL OIL	1								
9	1	76000132	CLAMP 13	2								
10	1	76000133	CLAMP	2								
11	1	76000001	STRAINER, FUEL OIL(IN)	1								
12	1	76000264	CLAMP	1								

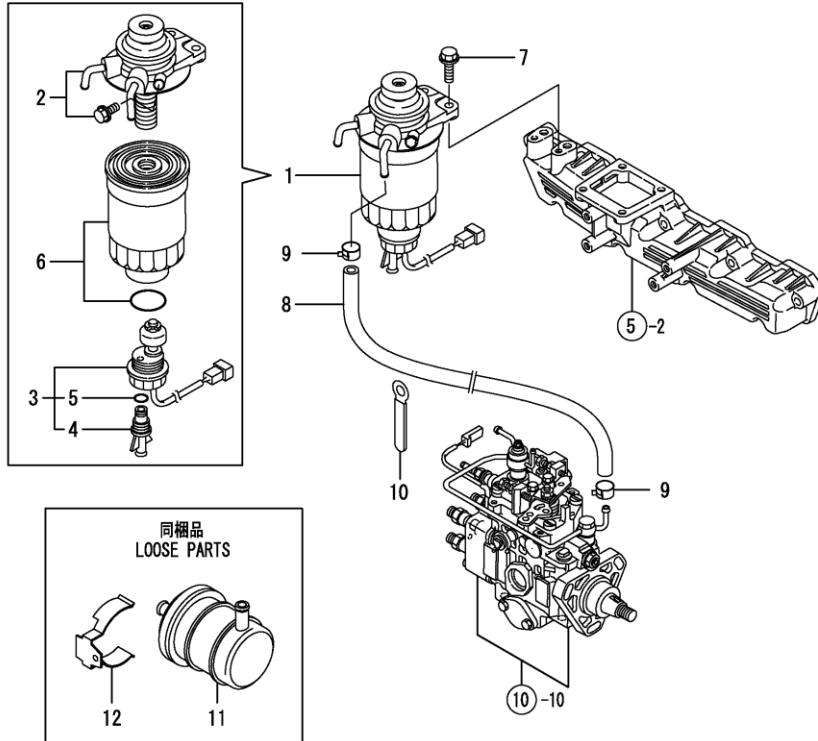


Fig.13. STARTING MOTOR

(A)=4TNE98-BQFLC

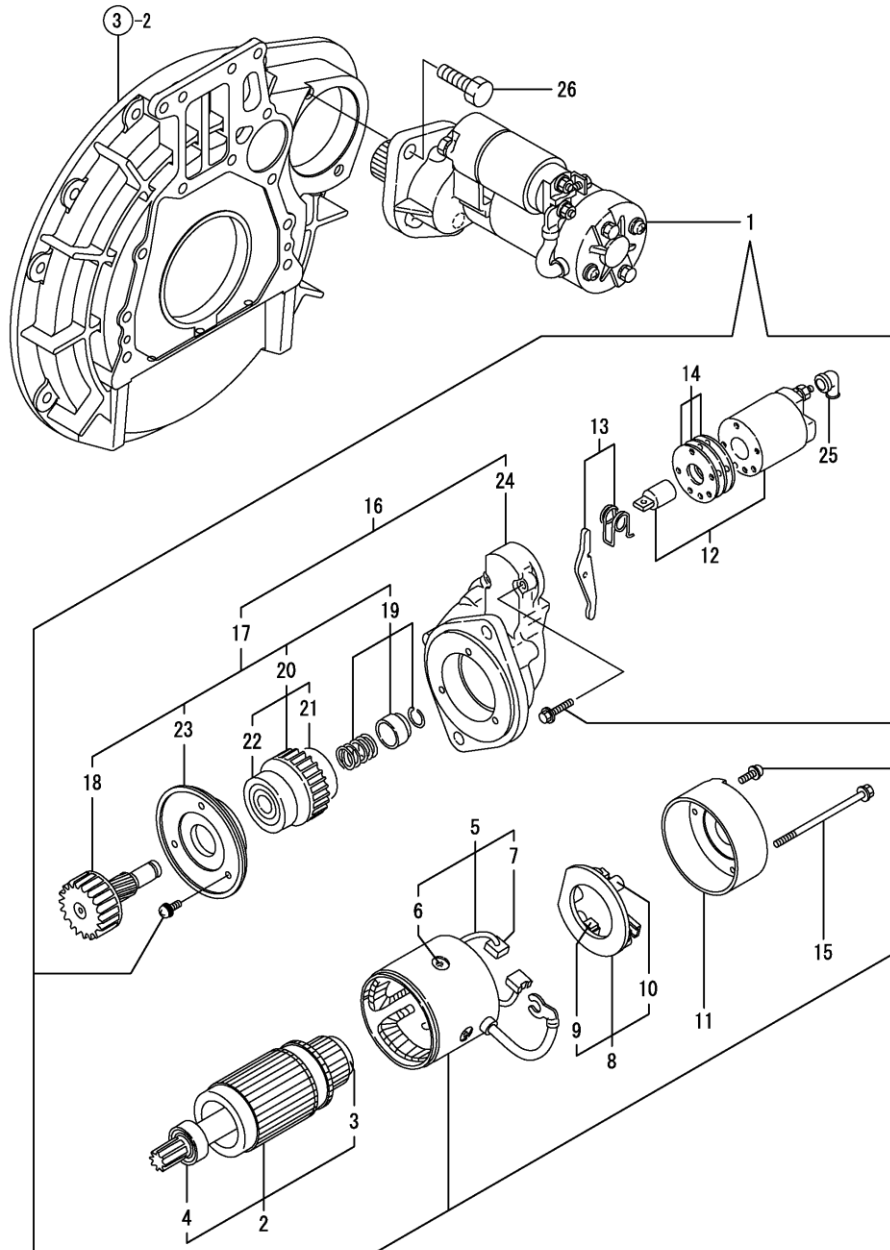
(B)=

(C)=

(D)=

(E)=

(F)=



REF.	LEV.	PARTS NO.	DESCRIPTION	QTY						I	R
				(A)	(B)	(C)	(D)	(E)	(F)		
1	1	76000134	STARTER(2.3KW	1							
2	2	76000135	ARMATURE ASSY	1							
3	3	76000136	BALL BEARING	1							
4	3	76000137	BALL BEARING	1							
5	2	76000138	COIL ASSY, FIELD	1							
6	3	76001234	SCREW, POLE CORE SET	4							
7	3	76000139	BRUSH (+)	2							
8	2	76000140	HOLDER ASSY, BRASH	1							
9	3	76000139	BRUSH (+)	2							
10	3	76000141	BRUSH SPRING	4							
11	2	76000142	COVER, REAR	1							
12	2	76000143	SWITCH ASSY,MAGNETIC	1							
13	2	76000144	SHIFT LEVER SET	1							
14	2	76000145	COVER ASSY, DUST	1							
15	2	76000146	BOLT, THROUGH	2							
16	2	76000147	GEAR CASE ASY	1							
17	3	76000148	PINION ASSY	1							
18	4	76000149	SHAFT, PINION	1							
19	4	76000150	STOPPER SET	1							
20	4	76000151	CLUTCH ASSY	1							
21	4	76000152	BALL BEARING (3)	1							
22	4	76000153	BEARING	1							
23	4	76000154	RETAINER, BEARING	1							
24	3	76000155	HOUSING, GEARS	1							
25	2	76000156	COVER, M TERMINAL	1							
26	1	76000294	BOLT M12 30 PLATED	2							

Fig.17. (13A)STARTING MOTOR

(A)=4TNE98-BQFLC

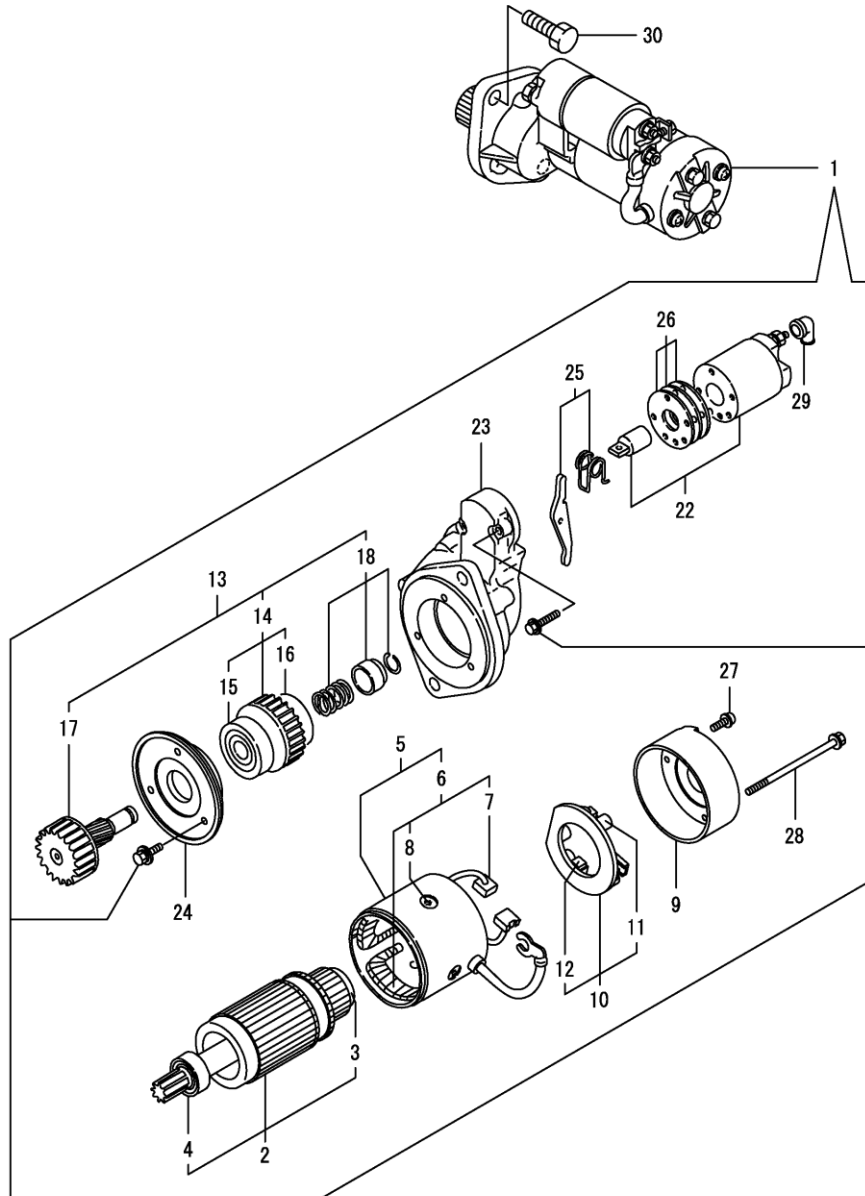
(B)=

(C)=

(D)=

(E)=

(F)=



REF.	LEV.	PARTS NO.	DESCRIPTION	QTY						I	R
				(A)	(B)	(C)	(D)	(E)	(F)		
1	1	76000216	STARTER, 12V 2.3KW	1							
2	2	76000217	ARMATURE ASSY	1							
3	3	76000136	BEARING	1							
4	3	76000242	BEARING	1							
5	2	76000218	YOKE ASSY	1							
6	3	76000219	COIL ASSY. FIELD	1							
7	4	76000139	BRUSH (+)	2							
8	4	76001234	SCREW, POLE CORE SET	4							
9	2	76000220	COVER, REAR	1							
10	2	76000221	HOLDER ASSY, BRUSH	1							
11	3	76000141	BRUSH SPRING	4							
12	3	76000139	BRUSH (+)	2							
13	2	76000222	PINION ASSY	1							
14	3	76000223	CLUTCH ASSY	1							
15	4	76000250	BALL BEARING	1							
16	4	76000224	BEARING	1							
17	3	76000225	SHAFT, PINION	1							
18	3	76000243	STOPPER SET, PINION	1							
22	2	76000226	SWITCH ASSY, MAGNET	1							
23	2	76000227	CASE, GEAR	1							
24	2	76000228	RETAINER, BEARING	1							
25	2	76000229	LEVER ASSY	1							
26	2	76000230	COVER SET, DUST	1							
27	2	76000231	SCREW M410	2							
28	2	76000212	BOLT, THROUGH	2							
29	2	76000156	COVER, M TERMINAL	1							
30	1	76000294	BOLT M12 30 PLATED	2							

Fig.14. GENERATOR

(A)=4TNE98-BQFLC

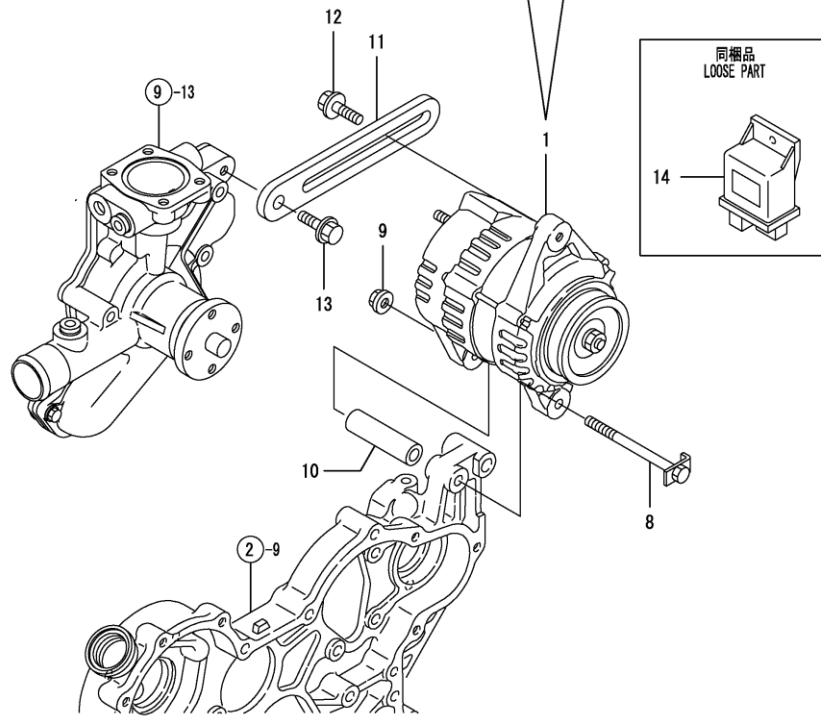
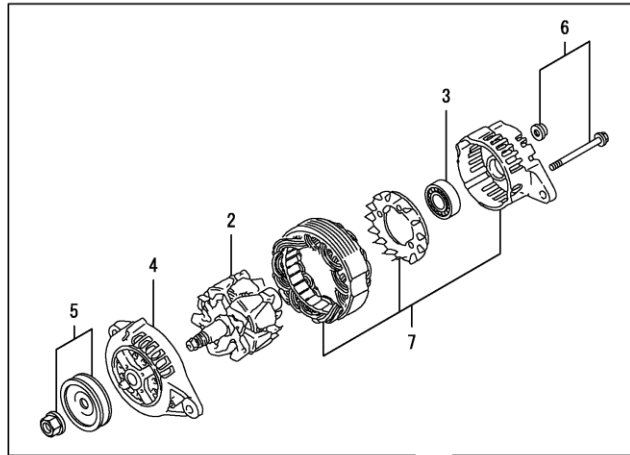
(B)=

(C)=

(D)=

(E)=

(F)=

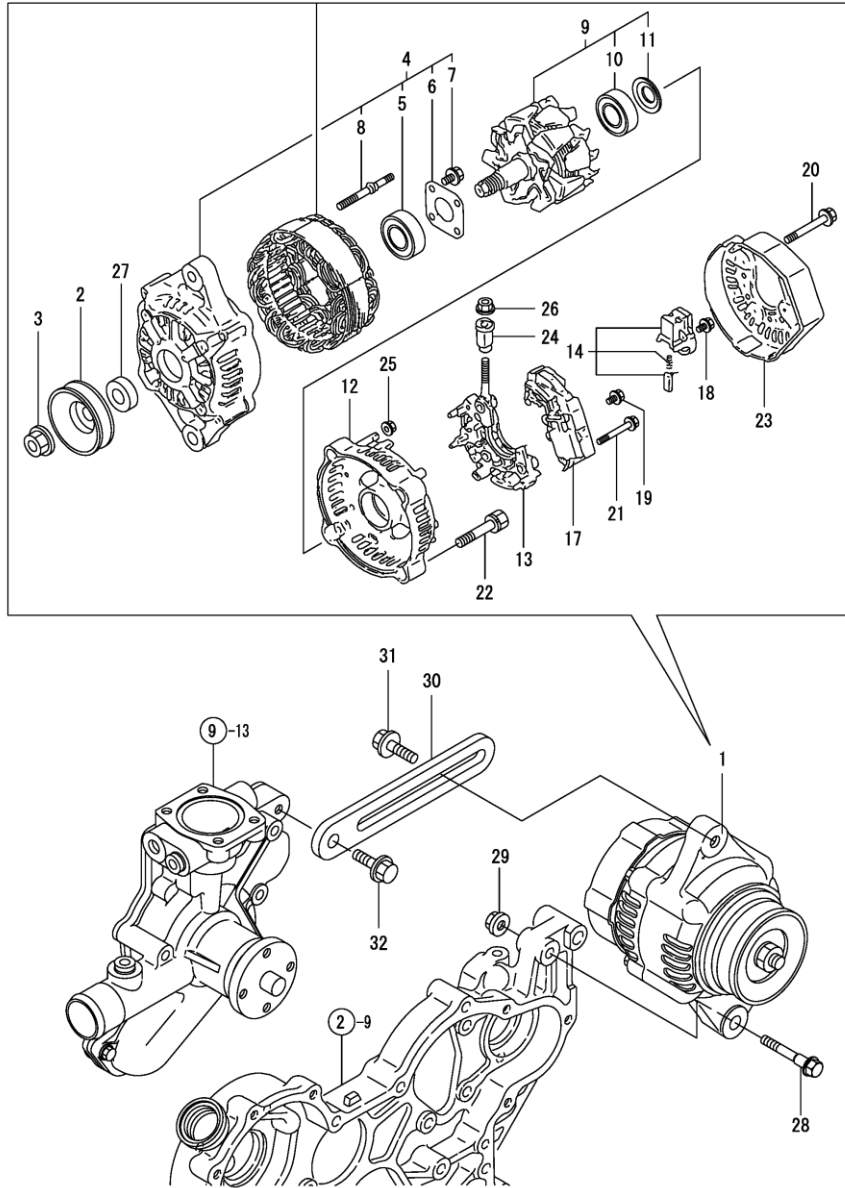


REF.	LEV.	PARTS NO.	DESCRIPTION	QTY						I	R
				(A)	(B)	(C)	(D)	(E)	(F)		
1	1	76000348	GENERATOR	1							
2	2	76000207	ROTOR ASSY	1							
3	2	76000208	BALL BEARING	1							
4	2	76000209	BRACKET ASSY, FRONT	1							
5	2	76000349	PULLEY	1							
6	2	76000211	SCREW KIT	1							
7	2	76000350	BRACKET, REAR	1							
8	1	76000204	BOLT, M8110	1							
9	1	76000180	NUT, ALTERNATOR	1							
10	1	76000206	SPACER	1							
11	1	76000252	ADJUSTER, BELT	1							
12	1	76000181	BOLT	1							
13	1	76000182	BOLT M 8 25	1							
14	1	76000351	CONTROLLER	1							

Remarks

*This item is applicable to [(A)=EZZZZ-1] or previous machines. Refer to Fig.18

Fig.18. (14A) GENERATOR



(A)=4TNE98-BQFLC

(B)=

(C)=

(D)=

(E)=

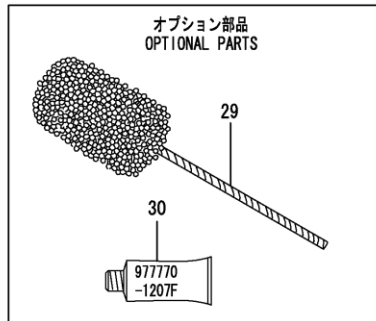
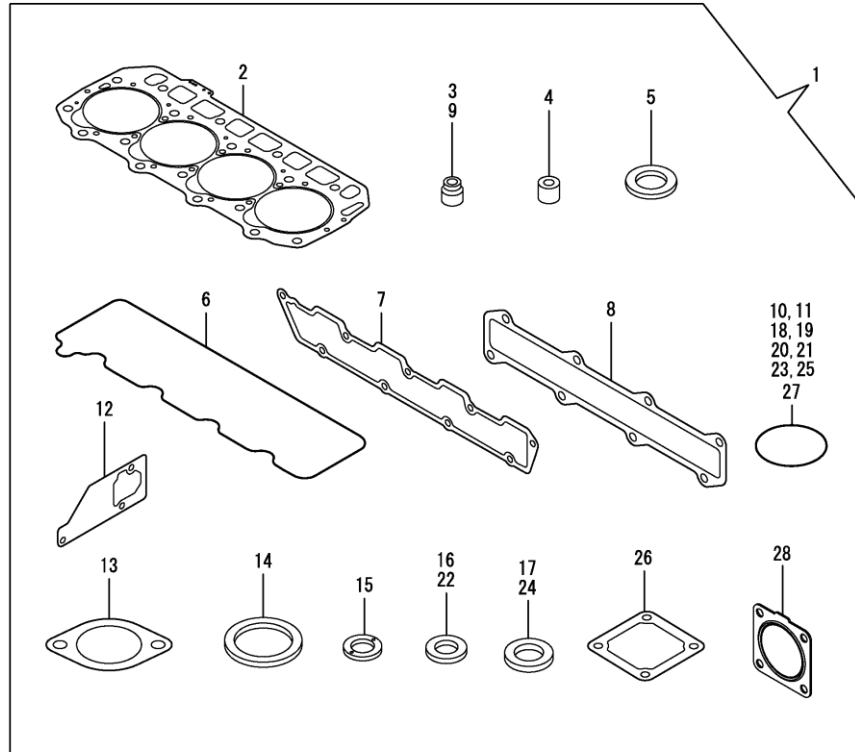
(F)=

REF.	LEV.	PARTS NO.	DESCRIPTION	QTY						I	R
				(A)	(B)	(C)	(D)	(E)	(F)		
1	1	76000239	GENERATOR, 12V-55A	1							
2	2	76000157	PULLEY	1							
3	2	76000158	NUT	1							
4	2	76000255	FRAME ASSY	1							
5	3	76000159	BALL BEARING	1							
6	3	76000160	PLATE, RETAINER	1							
7	3	76000161	SCREW	4							
8	3	76000162	STUD	2							
9	2	76000163	ROTOR ASSY	1							
10	3	76000164	BEARING, BALL	1							
11	3	76000165	COVER, BEARING	1							
12	2	76000166	FRAME, REAR END	1							
13	2	76000270	HOLDER	1							
14	2	76000167	HOLDER, BRUSH	1							
17	2	76000168	REGULATOR ASSY	1							
18	2	76000169	SCREW	6							
19	2	76000170	SCREW	1							
20	2	76000171	BOLT	3							
21	2	76000172	SCREW	2							
22	2	76000173	BOLT	2							
23	2	76000174	COVER, REAR END	1							
24	2	76000175	BUSH, INSULATION	1							
25	2	76000176	NUT	2							
26	2	76000177	NUT	1							
27	2	76000178	COLLAR	1							
28	1	76000179	BOLT, GENERATOR	1							
29	1	76000180	NUT, ALTERNATOR	1							
30	1	76000252	ADJUSTER, BELT	1							
31	1	76000181	BOLT	1							
32	1	76000182	BOLT M 8 25	1							

Remarks

*This item is applicable to [(A)=EZZZZ]or following machines. Refer to Fig.14.

Fig.15. GASKET SET



Remarks
(1) OPTIONAL PARTS.

(A)=4TNE98-BQFLC

(B)=

(C)=

(D)=

(E)=

(F)=

REF.	LEV.	PARTS NO.	DESCRIPTION	QTY						I	R
				(A)	(B)	(C)	(D)	(E)	(F)		
1	1	76000353	GASKET SET	1							1
2	2	76000354	GASKET, HEAD	1							
3	2	76000038	SEAL, VALVE STEM	4							
4	2	76000040	PROTECTOR, NOZZLE	4							
5	2	76000041	GASKET, NOZZLE	8							
6	2	76000062	GASKET, BONNET	1							
7	2	76000059	GASKET, MANIFOLD	1							
8	2	76000214	GASKET, MANIFOLD	1							
9	2	76000037	SEAL, VALVE STEM	4							
10	2	76000021	O-RING, P20	2							
11	2	76000022	O-RING, P14	1							
12	2	76000107	GASKET, PUMP	1							
13	2	76000259	GASKET, COVER	1							
14	2	76000260	GASKET, THERMOSTAT	1							
15	2	76000129	GASKET, RETURN	4							
16	2	76000030	WASHER, 22	1							
17	2	76000114	GASKET, 16	1							
18	2	76000101	O-RING 1A P-10A	1							
19	2	76000066	O-RING 1A P-12.0	3							
20	2	76000019	O-RING 1A P-32.0	2							
21	2	76000017	O-RING 1A S-50.0	1							
22	2	76000007	SEAL WASHER 8S	5							
23	2	76000292	O-RING 1A G-85.0	1							
24	2	76000205	GASKET 10	1							
25	2	76000108	O-RING, P36	2							
26	2	76000072	GASKET, HEATER	1							
27	2	76000341	O-RING, 1A S53.0	1							
28	2	76000256	GASKET, SILENCER	1							
29	1	76000335	FLE HORN	1							1
30	1	76000290	GASKET, LIQUID	1							1

Fig.16. SHORT BLOCK

(A)=4TNE98-BQFLC

(B)=

(C)=

(D)=

(E)=

(F)=

REF.	LEV.	PARTS NO.	DESCRIPTION	QTY						I	R
				(A)	(B)	(C)	(D)	(E)	(F)		
1	1	76000357	SHORT BLOCK ASSY	1							
2	2	76000358	BLOCK ASSY, CYLINDER	1							
3	2	76000013	PIN, PARALLEL	2							
4	2	76000309	BEARING ASSY, MAIN	5							
5	2	76000313	BEARING ASSY, THRUST	2							
6	2	76000074	TAPPET	8							
7	2	76000273	CAMSHAFT ASSY	1							
8	2	76000356	CRANKSHAFT ASSY	1							
9	2	76000337	PISTON W/RING	1							
10	2	76000091	PIN, PISTON	4							
11	2	76000093	ROD ASSY, CONNECTING	4							
12	2	76000311	METAL ASSY, CRANK PIN	4							
13	2	76000078	SHAFT, IDLER	1							
14	2	76000276	GEAR ASSY, IDLE	1							
15	2	76000007	SEAL WASHER 8S	1							
16	2	76000092	CIRCLIP 30	8							
17	2	76000077	KEY, 714	1							
18	2	76000009	BOLT M 8 12 PLATED	1							
19	2	76000073	BOLT 8X 14 PLATED	2							
20	2	76000080	BOLT M 8 55 PLATED	2							

NOT ILLUSTRATED

Remarks

*NOT ILLUSTRATED.

N:Old $\xrightarrow{\text{Yes}}$ New, Q:Old $\xrightarrow{\text{No}}$ New, R:Old $\xrightarrow{\text{Yes}}$ New, S:Old $\xrightarrow{\text{No}}$ New, W:Add, Z:Discontinued, F:Interchangeable by set, K:Q'ty Change

Part Number Index

All parts are stipulated in the order of part numbers.

(Depending on the area in which the part is used.)

This index will display the location of the part according to each part number.

PART NO. INDEX

PARTS No.	Fig.	Ref.No.
76000268	8	17
76000126	11	40
76000133	12	10
76000103	8	15
76000102	8	7
76000197	9	31
76000071	5	7
76000099	8	2
76000119	11	15
76000070	4	60
76000041	4	12
76000130	15	5
76000157	11	49
76000158	18	2
76000158	18	3
76000178	18	27
76000168	18	17
76000159	18	5
76000160	18	6
76000161	18	7
76000162	18	8
76000165	18	11
76000169	18	18
76000170	18	19
76000171	18	20
76000172	18	21
76000173	18	22
76000175	18	24
76000176	18	25
76000029	3	8
76000117	11	2
76000067	4	56
76000198	5	6
76000199	5	8
76000181	14	12
76000091	18	31
76000091	7	17
76000091	16	10
76000202	2	23
76000037	4	8
76000037	15	9
76000088	7	35
76000084	7	5
76000085	7	6
76000260	9	6
76000260	15	14
76000333	9	9
76000072	5	10
76000072	15	26
76000343	5	11

PARTS No.	Fig.	Ref.No.
76000164	18	10
76000127	11	41
76000018	2	6
76000060	4	45
76000060	4	46
76000203	9	32
76000038	4	9
76000038	15	3
76000114	9	30
76000114	15	17
76000166	18	12
76000174	18	23
76000028	2	36
76000001	37	
76000001	12	11
76000163	18	9
76000270	18	13
76000167	18	14
76000013	2	27
76000013	3	1
76000013	16	3
76000344	9	29
76000204	14	8
76000076	6	4
76000052	4	34
76000039	38	
76000039	4	10
76000053	4	36
76000042	40	
76000042	4	25
76000074	6	1
76000074	16	6
76000079	6	14
76000261	8	6
76000205	9	33
76000120	15	24
76000120	11	18
76000120	22	
76000206	14	10
76000335	15	29
76000121	11	19
76000180	14	9
76000180	18	29
76000207	14	2
76000208	14	3
76000209	14	4
76000211	14	6
76000212	17	28
76000036	4	7
76000012	1	33

PARTS No.	Fig.	Ref.No.
76000010	1	15
76000005	1	7
76000310	1	35
76000006	1	10
76000309	16	4
76000313	1	27
76000313	16	5
76000314	1	38
76000033	4	4
76000034	4	5
76000035	4	6
76000046	4	26
76000047	4	27
76000048	4	30
76000062	4	48
76000062	15	6
76000061	4	47
76000049	4	31
76000050	4	32
76000057	4	43
76000063	4	51
76000051	4	33
76000054	4	37
76000059	5	1
76000059	15	7
76000069	5	2
76000213	5	4
76000214	5	5
76000214	15	8
76000271	6	7
76000272	2	28
76000075	6	2
76000273	6	3
76000273	16	7
76000275	7	4
76000262	7	39
76000093	7	19
76000093	16	11
76000095	7	23
76000311	7	24
76000311	16	12
76000312	7	33
76000094	7	26
76000078	6	10
76000078	16	13
76000276	6	11
76000276	16	14
76000215	6	17
76000277	2	21
76000277	2	29

PARTS No.	Fig.	Ref.No.
76000020	2	10
76000021	2	25
76000021	8	8
76000021	15	10
76000022	2	26
76000022	15	11
76000107	9	12
76000107	15	12
76000108	9	16
76000108	15	25
76000263	9	2
76000104	9	7
76000259	9	8
76000259	15	13
76000134	13	1
76000216	17	1
76000217	17	2
76000218	17	5
76000219	17	6
76000220	17	9
76000221	17	10
76000222	17	13
76000223	17	14
76000224	17	16
76000225	17	17
76000226	17	22
76000227	17	23
76000252	14	11
76000252	18	30
76000228	17	24
76000229	17	25
76000135	13	2
76000230	17	26
76000231	17	27
76000138	13	5
76000139	13	7
76000139	17	7
76000139	17	12
76000142	13	11
76000140	13	8
76000148	13	17
76000151	13	20
76000149	13	18
76000150	13	19
76000143	13	12
76000154	13	23
76000144	13	13
76000146	13	15
76000145	13	14

PART NO. INDEX

PARTS No.	Fig.	Ref.No.
76000147	13	16
76000155	13	24
76000187	10	6
76000040	4	11
	15	4
76000081	6	16
76000118	11	3
76000195	11	4
76000131	12	8
76000128	11	43
76000129	11	48
	15	15
76000122	11	24
76000123	11	28
76000124	11	32
76000125	11	36
76000279	4	57
76000356	7	1
	16	8
76000358	16	2
76000354	1	34
	15	2
76000336	4	3
76000338	7	13
76000337	7	11
	16	9
76000339	7	27
76000340	7	29
76000186	10	5
76000232	3	2
76000233	7	36
76000345	7	8
76000031	4	2
76000196	3	6
76000359	2	3
76000346	7	10
76000236	9	4
76000280	9	14
76000360	2	1
76000265	9	13
76000109	9	17
76000110	9	18
76000111	9	22
76000112	9	23
76000281	12	1
76000282	12	2
76000283	12	3
76000284	12	4
76000285	12	5
76000286	12	6

PARTS No.	Fig.	Ref.No.
76502259	10	10
76000237	3	7
76000287	4	1
76000256	5	13
	15	28
76000288	7	40
76000098	8	1
76000100	8	3
76000238	8	9
76000289	8	16
76000184	10	135
76000348	14	1
76000349	14	5
76000350	14	7
76000351	14	14
76000116	11	1
76000016	2	4
76000352	7	9
76000179	18	28
76000239	18	1
76000255	18	4
76000240	2	9
76000136	17	3
76000242	17	4
76001234	13	6
	17	8
76000243	17	18
76000152	13	21
76000153	13	22
76000156	13	25
	17	29
76000004	1	6
76000106	9	11
76000264	12	12
76000309	1	30
76000334	1	1
76000353	15	1
76000357	16	1
76000290	15	30
76000297	10	126
76000298	10	127
76000299	10	125
76000315	10	123
76000300	10	35
76000301	10	37
76000302	10	122
76000303	10	29
		34
76000193	10	115
76000355	10	130

PARTS No.	Fig.	Ref.No.
76000304	10	36
		38
76000305	10	117
		129
76000192	10	114
76000306	10	116
76000361	10	131
76000136	13	3
76000137	13	4
76000250	17	15
76000141	13	10
	17	11
76000177	18	26

PARTS No.	Fig.	Ref.No.
-----------	------	---------



YANMAR CD., LTD.

UTILEV

PARTS MANUAL



©2011 NISSAN FORKLIFT CO., LTD.

All Rights Reserved. No part of this publication may be reproduced in any form without the prior written permission of the publisher.

1. REMARKS ON THE PARTS CATALOG

This parts catalog has the information on the spare parts for K engines, going back to September 2007 when the K engines were introduced. Please note that the contents of this parts catalog are subject to change, deletion, and non-sale without prior notice.

Please note that this parts catalog does not indicate how to service forklift trucks.

Whether all or partial, photocopying is prohibited without prior consent of Nissan Forklift.

2. ENGINE MODELS HEREIN

Model No.	Applid Model	Start of Production	Specification
001	10001-GR81A	September, 2007	K21, GAS
003	10001-GR91A	September, 2007	K25, GAS
005	10001-GR91B	September, 2007	K25, GAS W/ATM
007	10001-GR94A	May, 2011	K25, LPG

3. CATALOG APPLIED

The symbol and in abbreviation are used in this particular note space as list

However, the supplier type and the genera name are not indicated on this list.

catalog Applied	Meaning	Example	catalog Applied	Meaning	Example
*	Optional Equipment		CUT USE	Cut Use	L=120 CUT USE
AR	As Required		STD	Standard	STD
-A	Ampere	10A	T=~	Thickness(mm)	T=0.01
-C	Temperature	82C	US=~	Undersize(mm)	US=0.25
D=	Diameter(mm)	D=10	~V	Volts	12V
F/~	Exclusive Use	F/GAS	W/~	With	W/RUB
~KW	Kilowatt, Electric power	2.3KW	W/O~	Without	W/O RUB
L=	Length(mm)	L=910	Z=~	Number of Gear Teeth	Z=17
OS=~	Oversize(mm)	OS=0.50	GRADE~	Grade	GRADE 1
SELECT	Selection Use	SELECT L=19.5	FR	Front	F/FR
SELECT USE	Proper Use	SELECT USE	RR	Rear	F/RR
			RH	Right	F/RH
			LH	Left	F/LH

4. WHAT EACH DESCRIPTION INDICATES

* : Non-sale Illustration No Part Structure Interchangeability

S	KEY NO.	L E V	PART NO.	PART NAME	SPECIFICATION	Q T Y	APPLIED DATE	ICA NF	FORMER PART NO.	APPLIED MODEL																																								
										0	0	0	0	0	0	0	0	1	1	1	1	1	1	1	1	1	1	2	2	2	2	2	2	2	2	2	3	3	3	3	3	3	3	3	3	4	4			
	1	001	1	25230-41H02	RELAY ASSY	1M	02 0602-			0	0	0	0	0	0	0	1	1	1	1	1	1	1	1	1	1	1	1	2	2	2	2	2	2	2	2	2	3	3	3	3	3	3	3	3	4	4			
	2	001	1	25237-GB40A	BRACKET ASSY-RELAY		01 0602-			0	0	0	0	0	0	0	1	1	1	1	1	1	1	1	1	1	1	1	2	2	2	2	2	2	2	2	3	3	3	3	3	3	3	3	4	4				
	3	001	1	25630-FG000	RELAY ASSY-HORN		01 0602-			0	0	0	0	0	0	0	1	1	1	1	1	1	1	1	1	1	1	2	2	2	2	2	2	2	2	3	3	3	3	3	3	3	3	4	4					
	4	001	1	25650-GA10A	HORN ASSY-BACK		01 0602-0610			0	0	0	0	0	0	0	1	1	1	1	1	1	1	1	1	1	1	2	2	2	2	2	2	2	2	3	3	3	3	3	3	3	3	4	4					
		002	1		F/BACK BUZZER		01 0602-0610			*	*	*								*	*	*	*	*	*	*	*																							
		003	1		F/FORWARD CHIME + BACK BUZZER		01 0602-0610			*	*	*								*	*	*	*	*	*	*	*																							
		004	1				01 0610-			0	0	0	0	0	0	0	1	1	1	1	1	1	1	1	1	1	1	2	2	2	2	2	2	2	2	3	3	3	3	3	3	3	3	4	4					
	5	001	1	25650-26K60	HORN ASSY-FRONT & REAR		01 0602-			*	*	*								*	*	*	*	*	*	*	*																							
	6	001	1	69392-L4000	INSULATOR		01 0602-			*	*	*								*	*	*	*	*	*	*	*																							
	7	001	1	24210-11A00	CLAMP		01 0602-			*	*	*								*	*	*	*	*	*	*	*																							
	8	001	1	24335-89900	DIODE		01 0602-			*	*	*								*	*	*	*	*	*	*	*																							

In case of the same part no.as the above, the columns become empty.

○ : Standard * : Option Model No

5. INTERCHANGEABILITY

- 2-2. : A new part can supersede a former one, and vice versa.
- 2-0. : A new part can supersede a former one, but not vice versa.
- 0-2. : A former part can supersede a new one, but not vice versa.
- 0-0. : There is no interchangeability between the new and former parts.
- 5-0. : A new part can supersede a former one as a set substitute.
- 7-0. : A new part can supersede a former one under some conditions.

6. The "Level" column indicates the assembly level relationship among the components.

- Level 1 Parent part
- Level 2 Part subordinate to Level 1
- Level 3 Part subordinate to Level 2

GENERAL INDEX

- A ENGINE MECHANICAL
- B FUEL & ENGINE CONTROL
- C EXHAUST & COOLING
- D ENGINE ELECTRICAL
- E BODY ELECTRICAL

- ALPHA. PART NAME INDEX
- PART NO. INDEX

SECTION INDEX

[A] ENGINE MECHANICAL

SEC. NO.	SECTION NAME	PAGE NO.
101	BARE & SHORT ENGINE	4
102	ENGINE GASKET KIT	6
110	CYLINDER BLOCK & OIL PAN	8
111	CYLINDER HEAD & ROCKER COVER	10
117	FAN,COMPRESSOR & POWER STEERING BELT	12
118	CRANK CASE VENTILATION	14
120	PISTON,CRANKSHAFT & FLYWHEEL	16
130	CAMSHAFT & VALVE MECHANISM	20
135	FRONT COVER & FITTING	22
140	MANIFOLD	24
150	LUBRICATING SYSTEM	26

[B] FUEL, ENGINE & MOTOR CONTROL

SEC. NO.	SECTION NAME	PAGE NO.
160A	CARBURETOR(GAS)	30
160B	CARBURETOR(LPG)	34
164	FUEL STRAINER & FUEL HOSE	36
165	AIR CLEANER	38
170	FUEL PUMP	40
191	GOVERNOR	42
195	VAPORIZER	44

[C] EXHAUST & COOLING

SEC. NO.	SECTION NAME	PAGE NO.
210	WATER PUMP, COOLING FAN & THERMOSTAT.....	48

[D] ENGINE ELECTRICAL

SEC. NO.	SECTION NAME	PAGE NO.
220	IGNITION SYSTEM	52
221	DISTRIBUTOR	54
223A	VACUUM PIPING(GAS)	56
223B	VACUUM PIPING(LPG)	58
230	ALTERNATOR FITTING	60
231	ALTERNATOR	62
233	STARTER MOTOR	64

[E] BODY ELECTRICAL

SEC. NO.	SECTION NAME	PAGE NO.
253	ELECTRICAL UNIT	68

GROUP INDEX

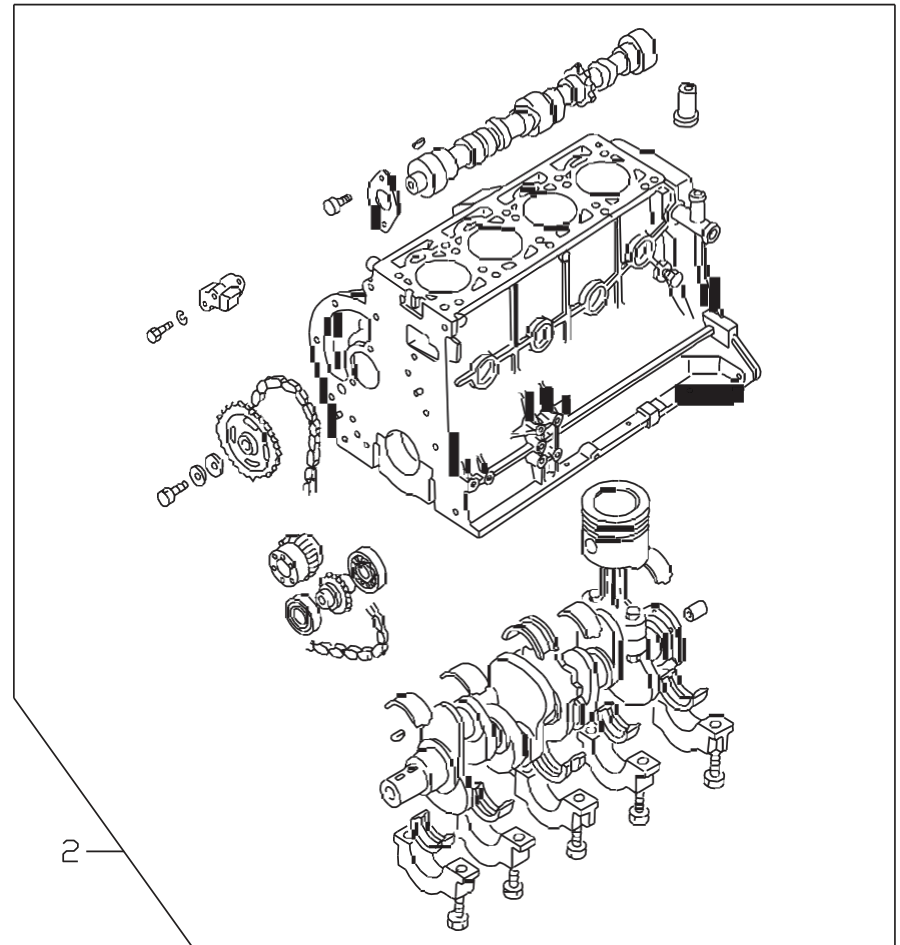
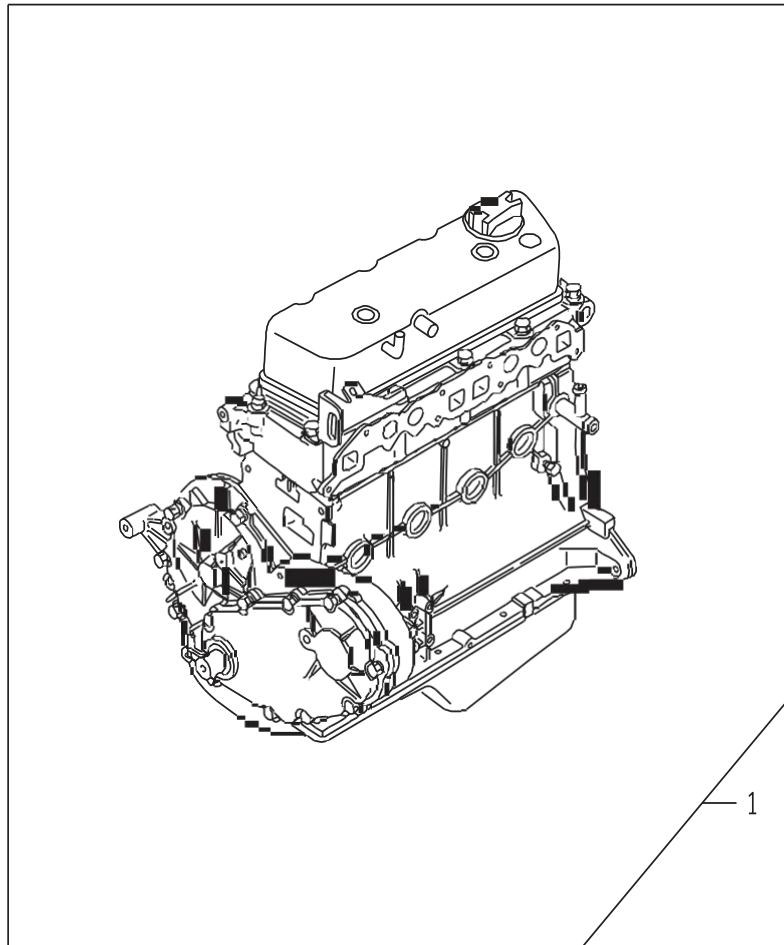
ENGINE MECHANICAL

SEC. NO.	SECTION NAME	PAGE NO.
101	BARE & SHORT ENGINE	4
102	ENGINE GASKET KIT	6
110	CYLINDER BLOCK & OIL PAN	8
111	CYLINDER HEAD & ROCKER COVER	10
117	FAN,COMPRESSOR & POWER STEERING BELT	12
118	CRANK CASE VENTILATION	14
120	PISTON,CRANKSHAFT & FLYWHEEL	16
130	CAMSHAFT & VALVE MECHANISM	20
135	FRONT COVER & FITTING	22
140	MANIFOLD	24
150	LUBRICATING SYSTEM	26

A

SEC. 101
BARE & SHORT ENGINE

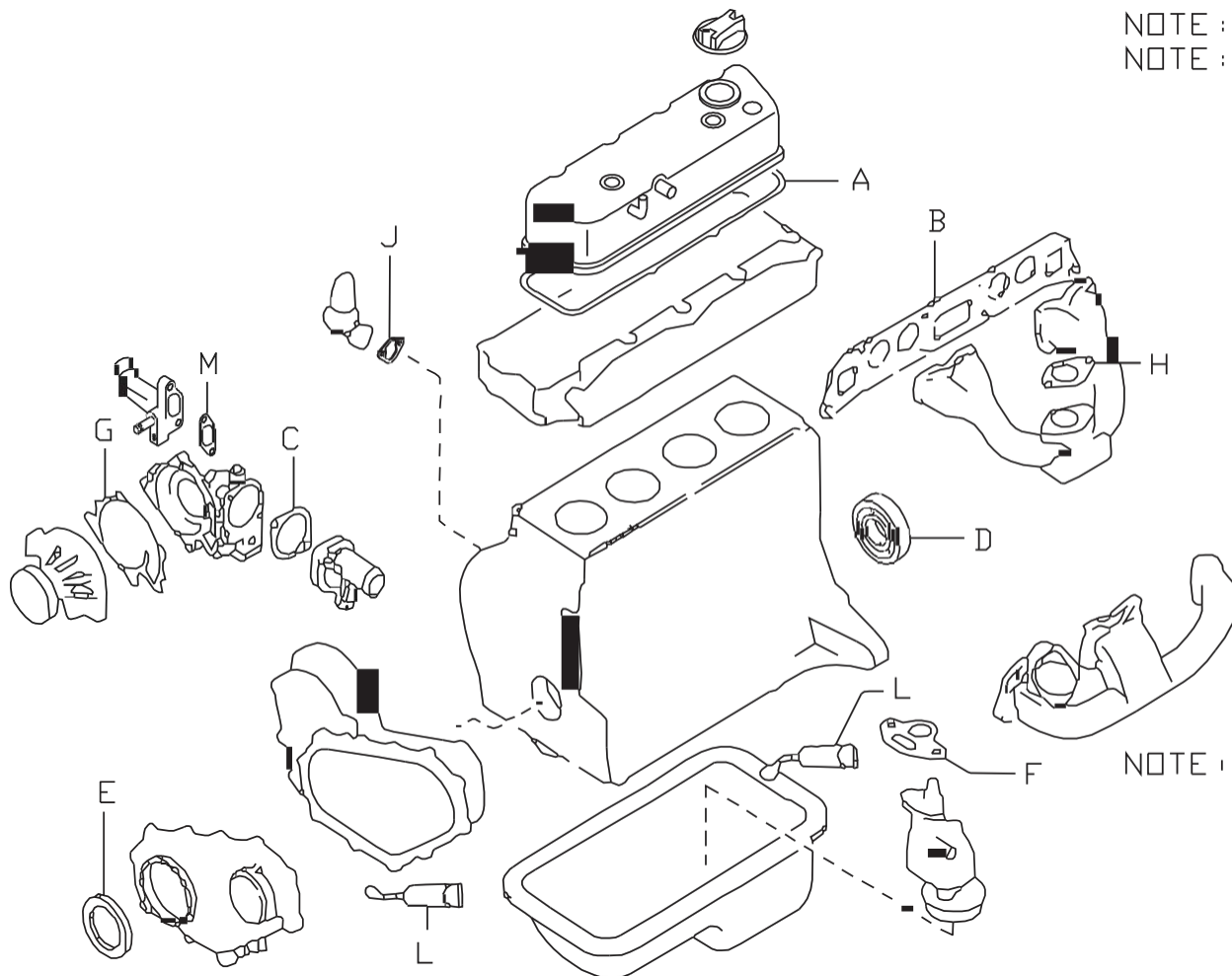
[200709-]



_A

SEC. 102
ENGINE GASKET KIT

[200709-]



NOTE : KEY NO.1 GASKET KIT-ENGINE REPAIR
NOTE : KEY NO.2 GASKET KIT-VALVE REGRIND
INCLUDES A, B, C

A	GASKET-ROCKER COVER	01
B	GASKET-MANIFOLD	01
C	GASKET-WATER OUTLET	01
D	SEAL-OIL,CRANKSHAFT REAR	01
E	SEAL-OIL	01
F	GASKET-OIL PUMP	01
G	GASKET-WATER PUMP	01
H	INSULATOR	01
J	SPACER-FUEL PUMP	01
L	GASKET-LIQUID	02
M	GASKET-WATER INLET	01

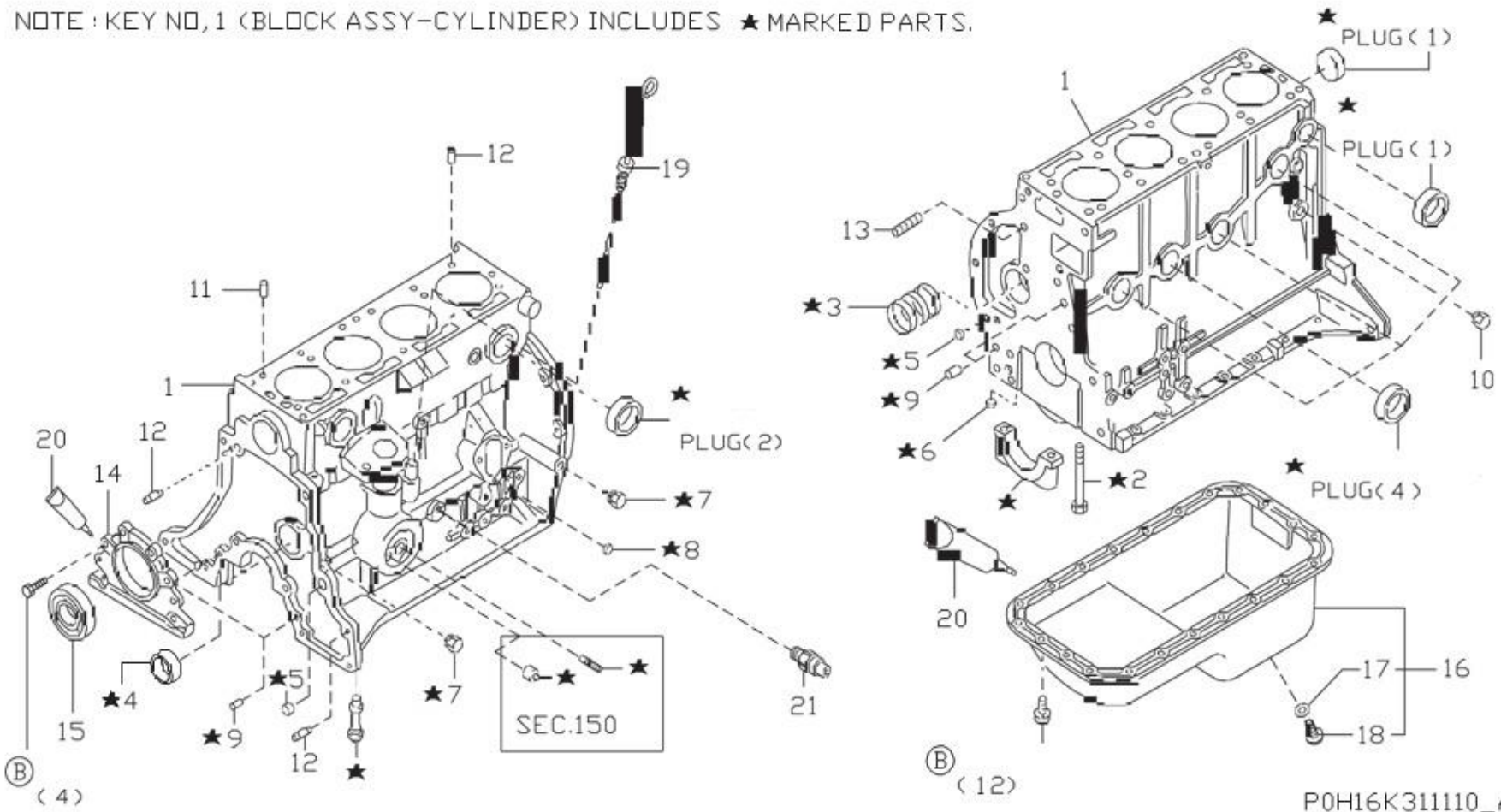
NOTE : THIS KIT DOES NOT INCLUDE GASKET-CYLINDER HEAD,PLEASE ORDER GASKET-CYLINDER HEAD SEPARATELY, IF REQUIRED (SEC,111)

POH16K311102_A

SEC. 110 CYLINDER BLOCK & OIL PAN

[200709-]

NOTE : KEY NO, 1 (BLOCK ASSY-CYLINDER) INCLUDES ★ MARKED PARTS.



SEC. 110

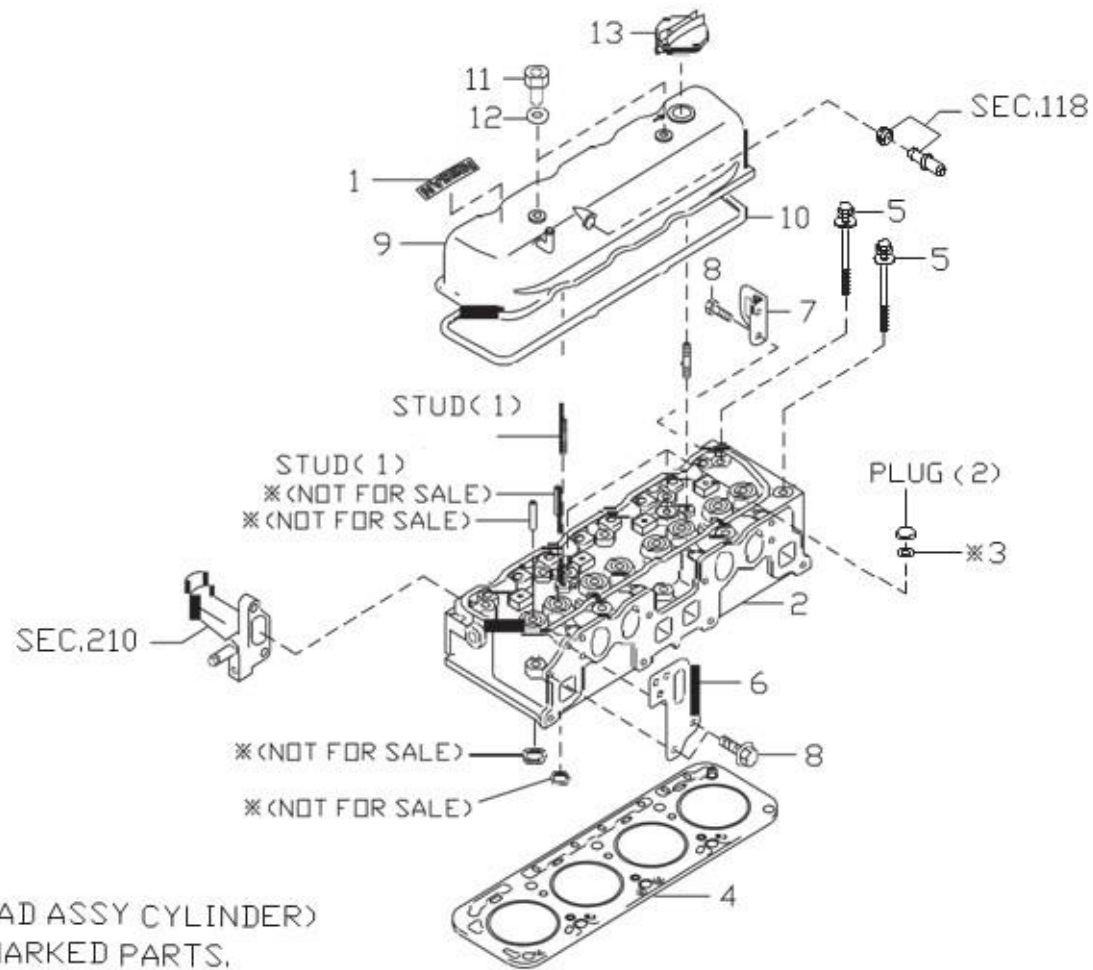
CYLINDER BLOCK & OIL PAN

S	KEY NO.	L E V	PART NO.	PART NAME	SPECIFICATION	QTY	APPLIED DATE	ICA NF	FORMER PART NO.	APPLIED MODEL																													
										10001 GR81A					10001 GR91A					10001 GR91B					10001 GR94A														
										01	02	03	04	05	06	07	08	09	10	11	12	13	14	15	16	17	18	19	20	21	22	23	24	25	26	27	28	29	30
	1001	1	76000385	BLOCK ASSY-CYLINDER		01	0709-																																
	002	1	76000384			01	0709-																																
	2001	2	76000465	BOLT-MAIN BEARING CAP		10	0709-																																
	3001	2	76000486	BUSH SET		01	0709-																																
	4001	2	76000386	PLUG-WELCH		01	0709-																																
	5001	2	76000392	PLUG-TAPER		02	0709-																																
	6001	2	76000389	PLUG-BLIND		01	0709-																																
	7001	2	76000390	PLUG		02	0709-																																
	8001	2	76000387	PLUG		01	0709-																																
	9001	2	76000398	DOWEL		04	0709-																																
	10001	1	76000391	PLUG		01	0709-																																
	11001	1	76000399	DOWEL-PIN		02	0709-																																
	12001	1	76000790	DOWEL	SELECT L=25.0	02	0709-																																
	002	1			SELECT L=19.5				02 0709-																														
	13001	1	76000415	STUD		02	0709-																																
	14001	1	76000466	RETAINER ASSY-OIL SEAL,REAR		01	0709-																																
	15001	1	76000464	SEAL-OIL,CRANKSHAFT REAR		01	0709-																																
	16001	1	76000411	PAN ASSY-OIL		01	0709-																																
	17001	2	76000393	WASHER-DRAIN PLUG		01	0709-																																
	18001	2	76000412	PLUG-DRAIN		01	0709-																																
	19001	1	76000413	GAUGE ASSY-OIL LEVEL		01	0709-0907																																
	002	1	76000414			01	0907-		2076000413																														
	20001	1	76000796	GASKET-LIQUID		AR	0709-																																
	21001	1	76000787	SWITCH-OIL PRESSURE		01	0709-																																

SEC. 111

CYLINDER HEAD & ROCKER COVER

[200709-]



P0H16K311111_A

SEC. 111

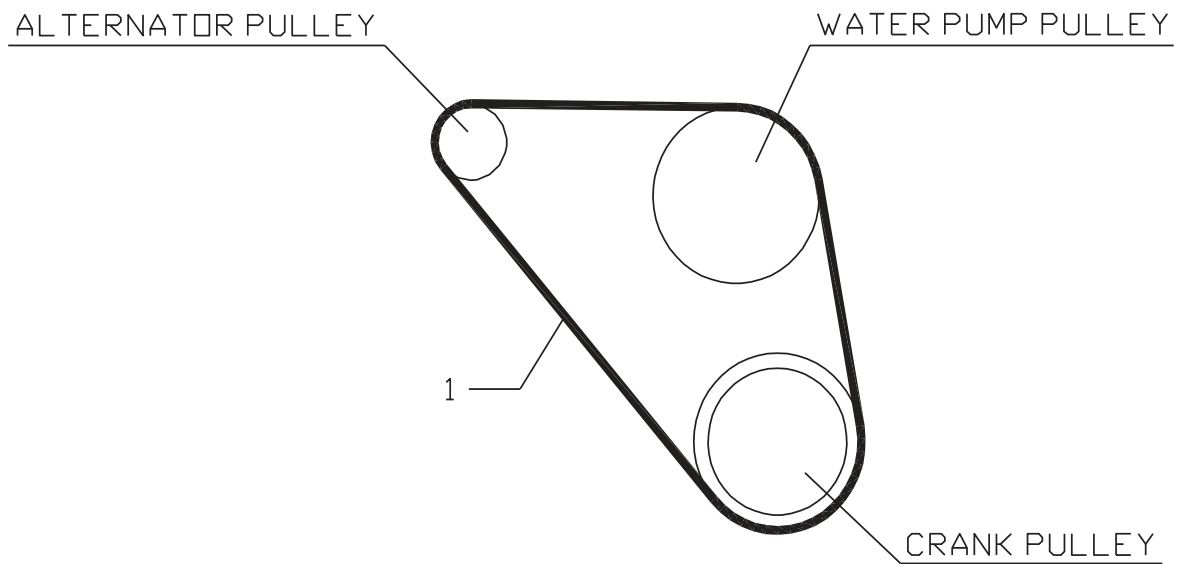
CYLINDER HEAD & ROCKER COVER

S	KEY NO.	L E V	PART NO.	PART NAME	SPECIFICATION	QTY	APPLIED DATE	ICA NF	FORMER PART NO.	APPLIED MODEL																																											
										10001 GR81A	10001 GR91A	10001 GR91B	10001 GR94A	0	0	0	0	1	1	1	1	1	1	1	1	1	1	1	1	2	2	2	2	2	2	2	2	2	3														
	1001	1	76000793	LABEL-NISSAN		01	0709-			0	0	0	0	0	0	0	0	0	0	0	0	0	0	0	0	0	0	0	0	0	0	0	0	0	0	0	0	0	0	0	0	0	0	0	0								
	2001	1	76000395	HEAD ASSY-CYLINDER		01	0709-			0	0	0	0	0	0	0	0	0	0	0	0	0	0	0	0	0	0	0	0	0	0	0	0	0	0	0	0	0	0	0	0	0	0	0	0	0	0	0					
	3001	2	76000394	GASKET		02	0709-			0	0	0	0	0	0	0	0	0	0	0	0	0	0	0	0	0	0	0	0	0	0	0	0	0	0	0	0	0	0	0	0	0	0	0	0	0	0	0	0				
	4001	1	76000397	GASKET-CYLINDER HEAD		01	0709-			0	0	0	0	0	0	0	0	0	0	0	0	0	0	0	0	0	0	0	0	0	0	0	0	0	0	0	0	0	0	0	0	0	0	0	0	0	0	0	0				
	5001	1	76000400	BOLT-CYLINDER HEAD		10	0709-1002			0	0	0	0	0	0	0	0	0	0	0	0	0	0	0	0	0	0	0	0	0	0	0	0	0	0	0	0	0	0	0	0	0	0	0	0	0	0	0	0				
	002	1	76000401			10	1002-	9076000400		0	0	0	0	0	0	0	0	0	0	0	0	0	0	0	0	0	0	0	0	0	0	0	0	0	0	0	0	0	0	0	0	0	0	0	0	0	0	0	0	0			
	6001	1	76000376	SLINGER-ENGINE,FRONT		01	0709-			0	0	0	0	0	0	0	0	0	0	0	0	0	0	0	0	0	0	0	0	0	0	0	0	0	0	0	0	0	0	0	0	0	0	0	0	0	0	0	0	0			
	7001	1	76000377	SLINGER-ENGINE,REAR		01	0709-			0	0	0	0	0	0	0	0	0	0	0	0	0	0	0	0	0	0	0	0	0	0	0	0	0	0	0	0	0	0	0	0	0	0	0	0	0	0	0	0	0			
	8001	1	76000369	BOLT-SLINGER		04	0709-			0	0	0	0	0	0	0	0	0	0	0	0	0	0	0	0	0	0	0	0	0	0	0	0	0	0	0	0	0	0	0	0	0	0	0	0	0	0	0	0	0			
	9001	1	76000516	COVER ASSY-VALVE ROCKER	SELECT USE	01	0709-			0	0	0	0	0	0	0	0	0	0	0	0	0	0	0	0	0	0	0	0	0	0	0	0	0	0	0	0	0	0	0	0	0	0	0	0	0	0	0	0	0	0		
	002	1	76000515		SELECT USE	10	709-			0	0	0	0	0	0	0	0	0	0	0	0	0	0	0	0	0	0	0	0	0	0	0	0	0	0	0	0	0	0	0	0	0	0	0	0	0	0	0	0	0	0		
	003	1	76000514		SELECT USE	01	0709-			0	0	0	0	0	0	0	0	0	0	0	0	0	0	0	0	0	0	0	0	0	0	0	0	0	0	0	0	0	0	0	0	0	0	0	0	0	0	0	0	0	0	0	
	10001	1	76000518	GASKET-ROCKER COVER		01	0709-			0	0	0	0	0	0	0	0	0	0	0	0	0	0	0	0	0	0	0	0	0	0	0	0	0	0	0	0	0	0	0	0	0	0	0	0	0	0	0	0	0	0	0	
	11001	1	76000519	NUT-CAP		02	0709-			0	0	0	0	0	0	0	0	0	0	0	0	0	0	0	0	0	0	0	0	0	0	0	0	0	0	0	0	0	0	0	0	0	0	0	0	0	0	0	0	0	0	0	
	12001	1	76000517	WASHER		02	0709-			0	0	0	0	0	0	0	0	0	0	0	0	0	0	0	0	0	0	0	0	0	0	0	0	0	0	0	0	0	0	0	0	0	0	0	0	0	0	0	0	0	0	0	0
	13001	1	76000555	CAP ASSY-OIL FILLER		01	0709-			0	0	0	0	0	0	0	0	0	0	0	0	0	0	0	0	0	0	0	0	0	0	0	0	0	0	0	0	0	0	0	0	0	0	0	0	0	0	0	0	0	0	0	0

SEC. 117

FAN,COMPRESSOR & POWER STEERING BELT

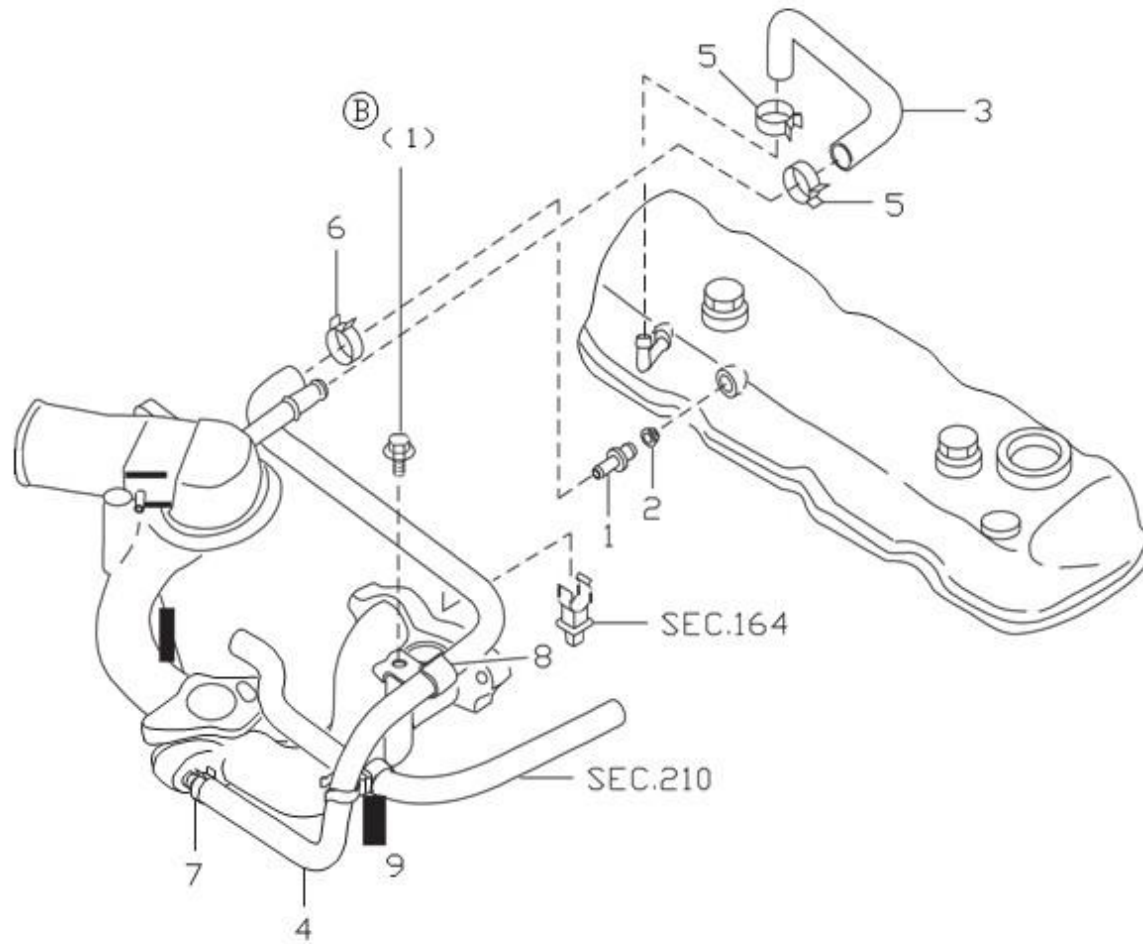
[200709-]



_A

SEC. 118
CRANK CASE VENTILATION

[200709-]

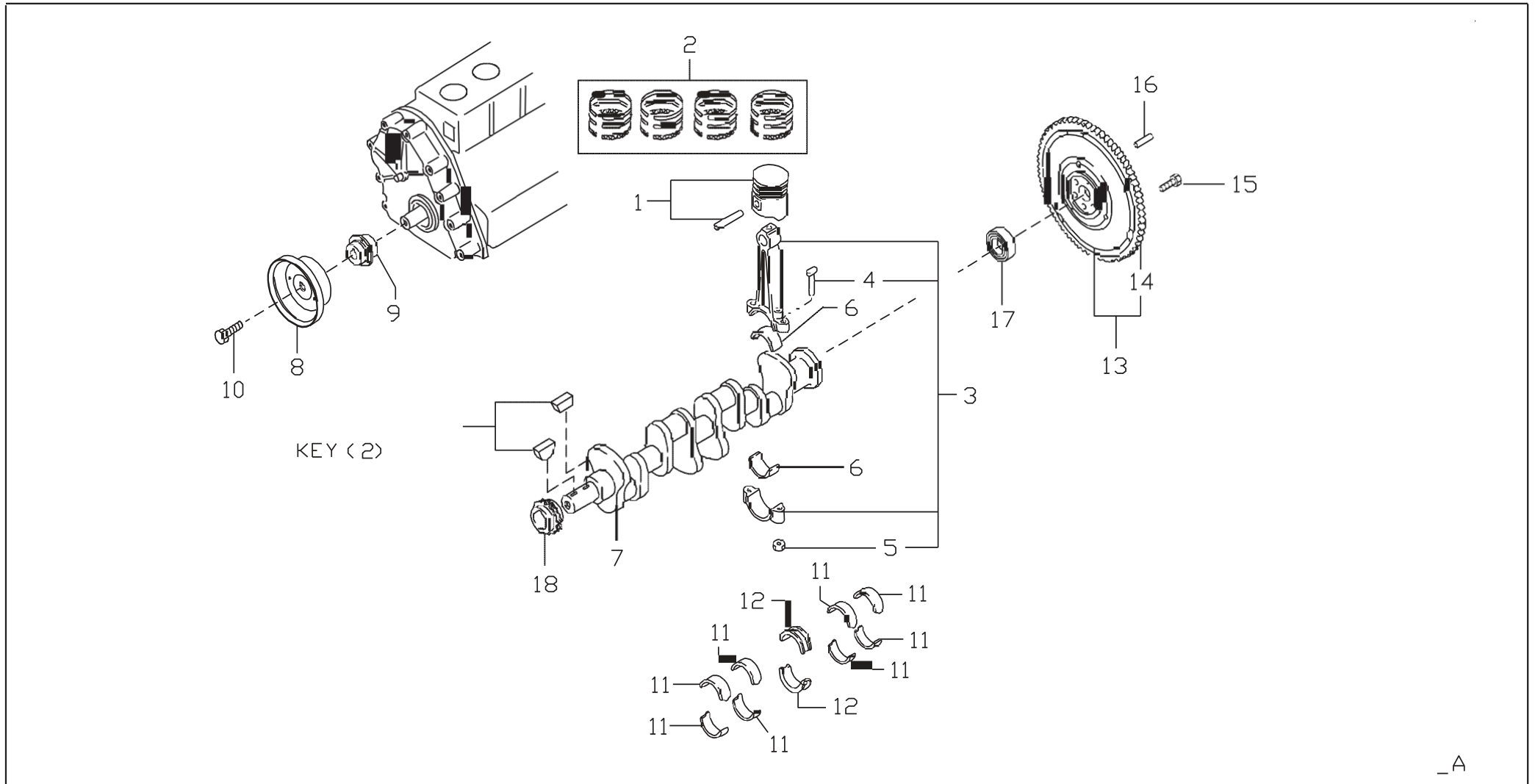


P0H16K311118_A

SEC. 120

PISTON, CRANKSHAFT & FLYWHEEL

[200709-]



_A

SEC. 120

PISTON,CRANKSHAFT & FLYWHEEL

APPLIED MODEL																														
1	1	1	1																											
0	0	0	0	0	0	0	0	0	0	1	1	1	1	1	1	1	1	1	1	2	2	2	2	2	2	2	2	3		
0	1	2	3	4	5	6	7	8	9	0	1	2	3	4	5	6	7	8	9	0	1	2	3	4	5	6	7	8	9	0
1	001	1	76000427	PISTON,W/PIN	GRADE1	04	0709-																							
	002	1	76000428		GRADE2	04	0709-																							
	003	1	76000429		GRADE3	04	0709-																							
	004	1	76000431		GRADE4	04	0709-																							
	005	1	76000432		GRADE5	04	0709-																							
	006	1	76000433		OS=0.5	04	0709-																							
	007	1	76000434		OS=1.0	04	0709-																							
	008	1	76000420		GRADE1	04	0709-																							
	009	1	76000421		GRADE2	04	0709-																							
	010	1	76000422		GRADE3	04	0709-																							
	011	1	76000423		GRADE4	04	0709-																							
	012	1	76000424		GRADE5	04	0709-																							
	013	1	76000425		OS=0.5	04	0709-																							
	014	1	76000426		OS=1.0	04	0709-																							
2	001	1	76000435	RING SET-PISTON	STD	01	0709-																							
	002	1	76000436		OS=0.5	01	0709-																							
	003	1	76000437		OS=1.0	01	0709-																							
3	001	1	76000438	ROD COMPL-CONNECTING		04	0709-0802																							
	002	1	76000439			04	0802-	20	76000438																					
	003	1	76000440			04	0709-0802																							
	004	1	76000441			04	0802-	20	76000440																					
4	001	2	76000442	BOLT-CONNECTING ROD		08	0709-0802																							
	002	2	76000443			08	0802-	20	76000442																					
5	001	2	76000445	NUT-CONNECTING ROD		08	0709-																							
6	001	1	76000444	BEARING-CONNECTING ROD	STD	08	0709-																							
	002	1	76000446		US=0.08	08	0709-																							
	003	1	76000447		US=0.12	08	0709-																							
	004	1	76000448		US=0.25	08	0709-																							
7	001	1	76000449	CRANKSHAFT ASSY		01	0709-																							
	002	1	76000450			01	0709-0904																							
	003	1	76000451			01	0904-	20	76000450																					
8	001	1	76000467	PULLEY-CRANKSHAFT		01	0709-																							
9	001	1	76000468	WEDGE-CRANK PULLEY		01	0709-																							
10	001	1	76000469	BOLT-FIX,PULLEY CRANK		01	0709-																							
11	001	1	76000452	BEARING,MAIN INTER	STD	08	0709-																							
	002	1	76000453		US=0.02	08	0709-																							
	003	1	76000454		US=0.25	08	0709-																							
	004	1	76000455		US=0.50	08	0709-																							
	005	1	76000456		US=0.75	08	0709-																							
	006	1	76000457		US=1.00	08	0709-																							

SEC. 120

PISTON,CRANKSHAFT & FLYWHEEL

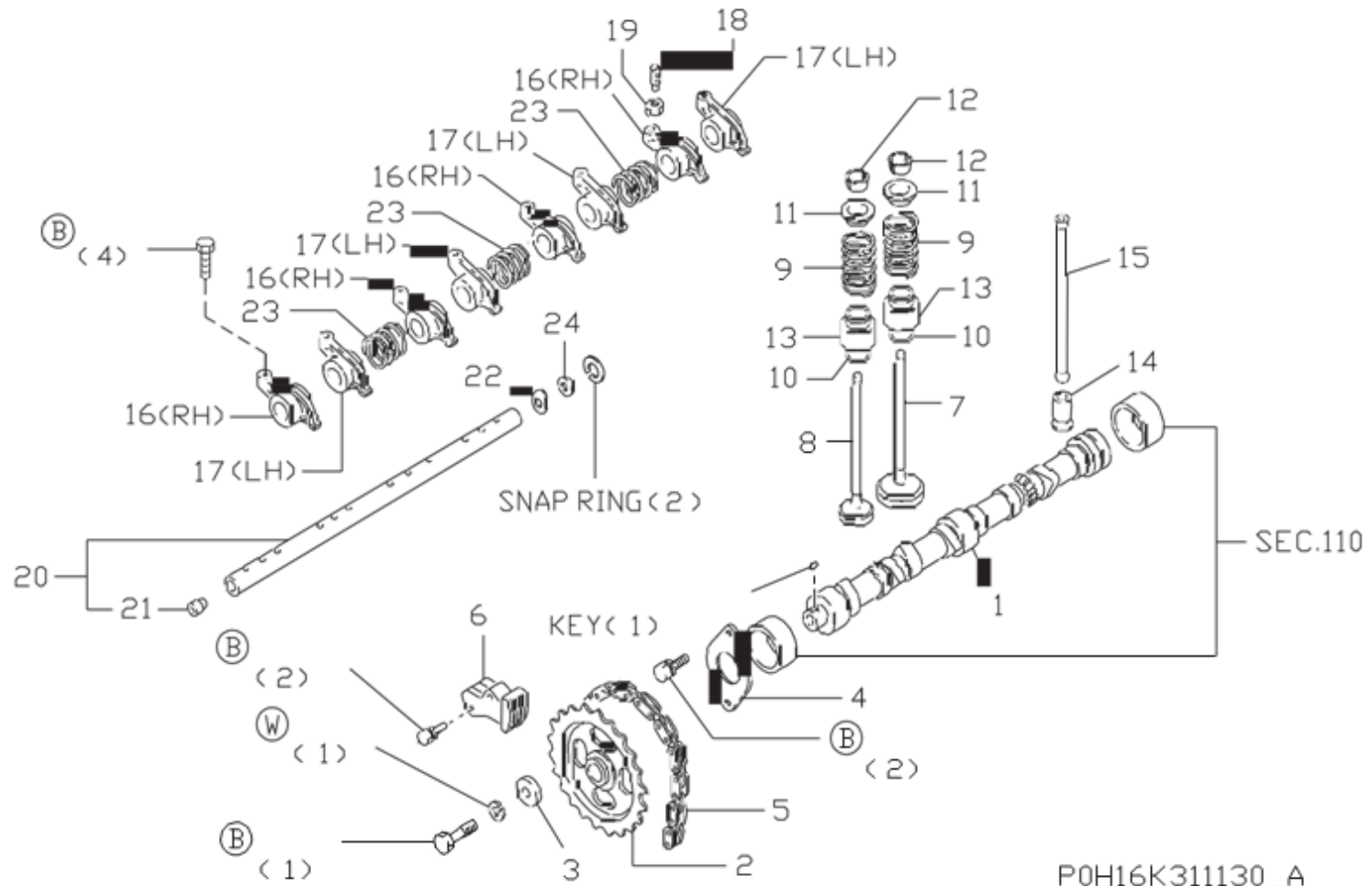
S	KEY NO.	L E V	PART NO.	PART NAME	SPECIFICATION	QTY	APPLIED DATE	ICAF	FORMER PART NO.	APPLIED MODEL																																																
										10001 GR81A	10001 GR91A	10001 GR91B	10001 GR94A																																													
	12001	1	76000458	BEARING-MAIN, CENTER	STD	02	0709 -																																																			
	002	1	76000459		US=0.02	02	0709 -																																																			
	003	1	76000460		US=0.25	02	0709 -																																																			
	004	1	76000461		US=0.50	02	0709 -																																																			
	005	1	76000462		US=0.75	02	0709 -																																																			
	006	1	76000463		US=1.00	02	0709 -																																																			
	13001	1	76000472	FLYWHEEL ASSY		01	0709 -																																																			
	002	1	76000471			01	0709 -																																																			
	003	1	76000470			01	1105 -																																																			
	14001	2	76000473	GEAR-RING		01	0709 -																																																			
	15001	1	76000475	BOLT-FLYWHEEL		06	0709 -																																																			
	002	1	76000476			06	0709 -																																																			
	16001	1	76000474	DOWEL-CLUTCH TO FLYWHEEL		02	0709 -																																																			
	17001	1	76000792	BEARING-BALL		01	0709 -																																																			
	18001	1	76000490	SPROCKET-CRANKSHAFT	SELECT USE	01	0709 -																																																			

NOTE

SEC. 130

CAMSHAFT & VALVE MECHANISM

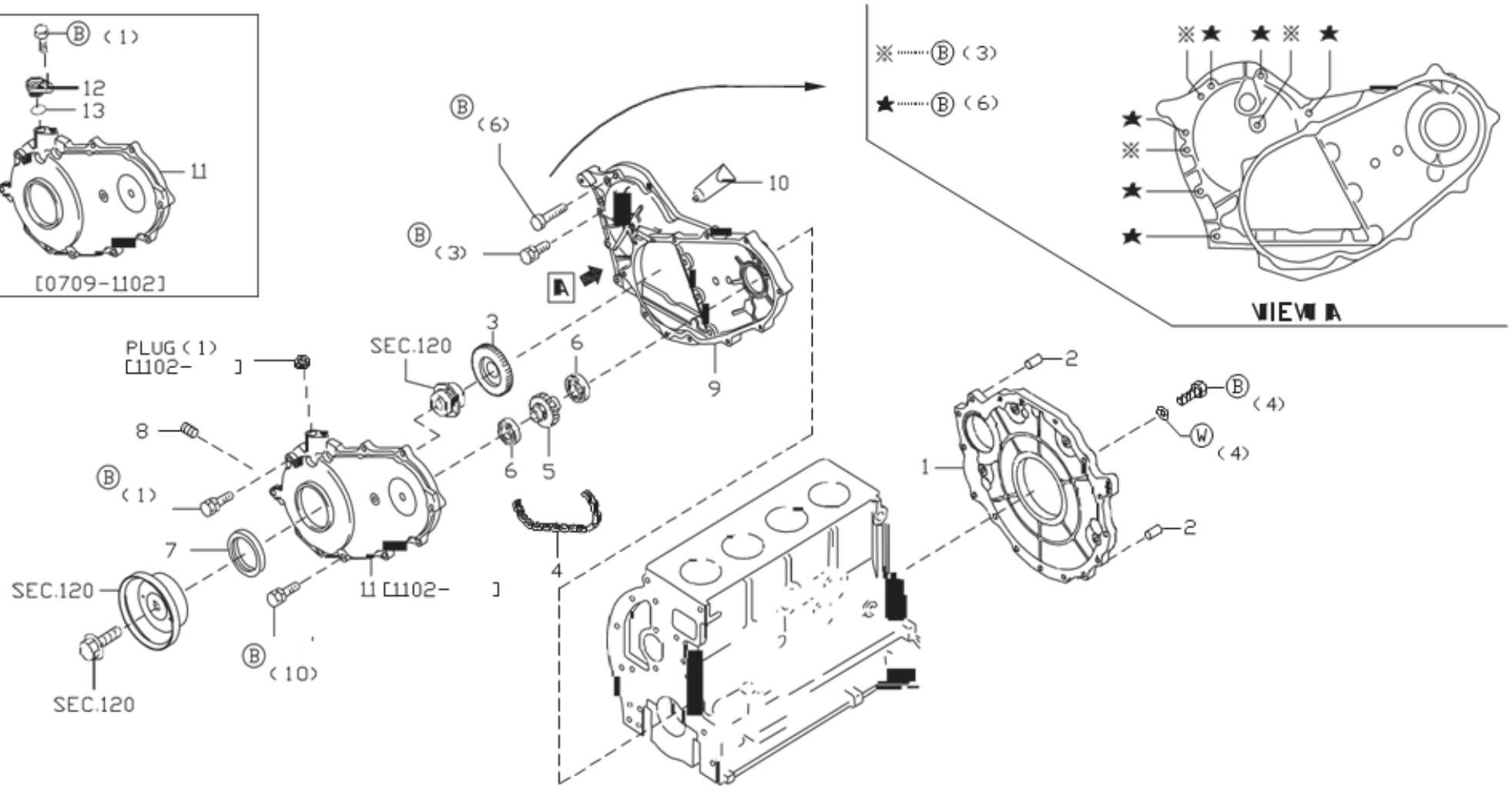
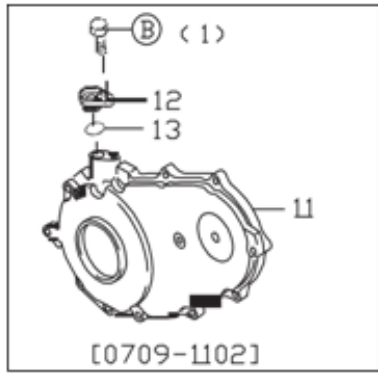
[200709-



SEC. 135

FRONT COVER & FITTING

[200709-



P0H16K311135_A

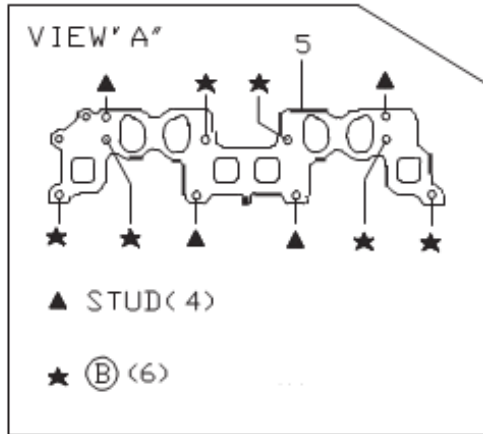
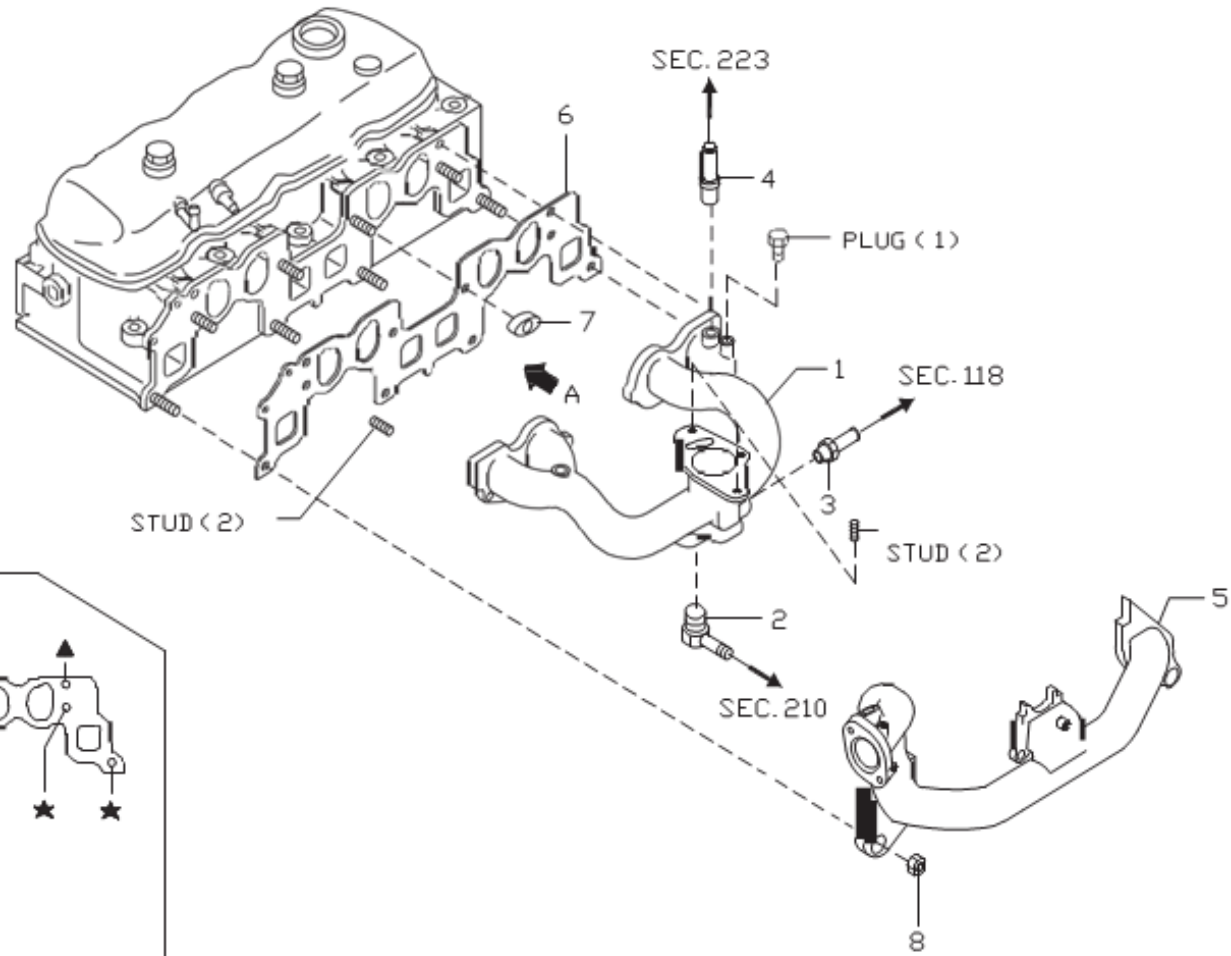
SEC. 135

FRONT COVER & FITTING

S	KEY NO.	L E V	PART NO.	PART NAME	SPECIFICATION	QTY	APPLIED DATE	ICA NF	FORMER PART NO.	APPLIED MODEL																															
										10001 GR81A	10001 GR91A	10001 GR91B	10001 GR94A																												
	1001	1	76000477	HOUSING-FLYWHEEL		01	0709-																																		
	002	1	76000478			10	709-																																		
	003	1	76000479			11	105-																																		
	2001	1	76000791	DOWEL-PIN		02	0709-																																		
	3001	1	76000480	SPROKET-PTO DRIVE		01	0709-																																		
	4001	1	76000481	CHAIN-PTO	SELECT USE	01	0709-																																		
	002	1	76000482		SELECT USE	01	0709-																																		
	5001	1	76000483	SPROKET-PTO DRIVEN		01	0709-																																		
	6001	1	76000484	BEARING-SPROKET PTO,DRIVEN		02	0709-																																		
	7001	1	76000523	SEAL-OIL,CRANKSHAFT FRONT		01	0709-																																		
	8001	1	76000398	DOWEL		01	0709-																																		
	9001	1	76000494	HOUSING-TIMING CHAIN		01	0709-																																		
	10001	1	76000796	GASKET-LIQUID		AR	0709-																																		
	11001	1	76000521	COVER-FRONT		01	0709-1102																																		
	002	1	76000522			01	1102-																																		
	12001	1	76000522	COVER-FRONT		01	0709-1102																																		
	13001	1	76000522	COVER-FRONT		01	0709-1102																																		

SEC. 140
MANIFOLD

[200709-



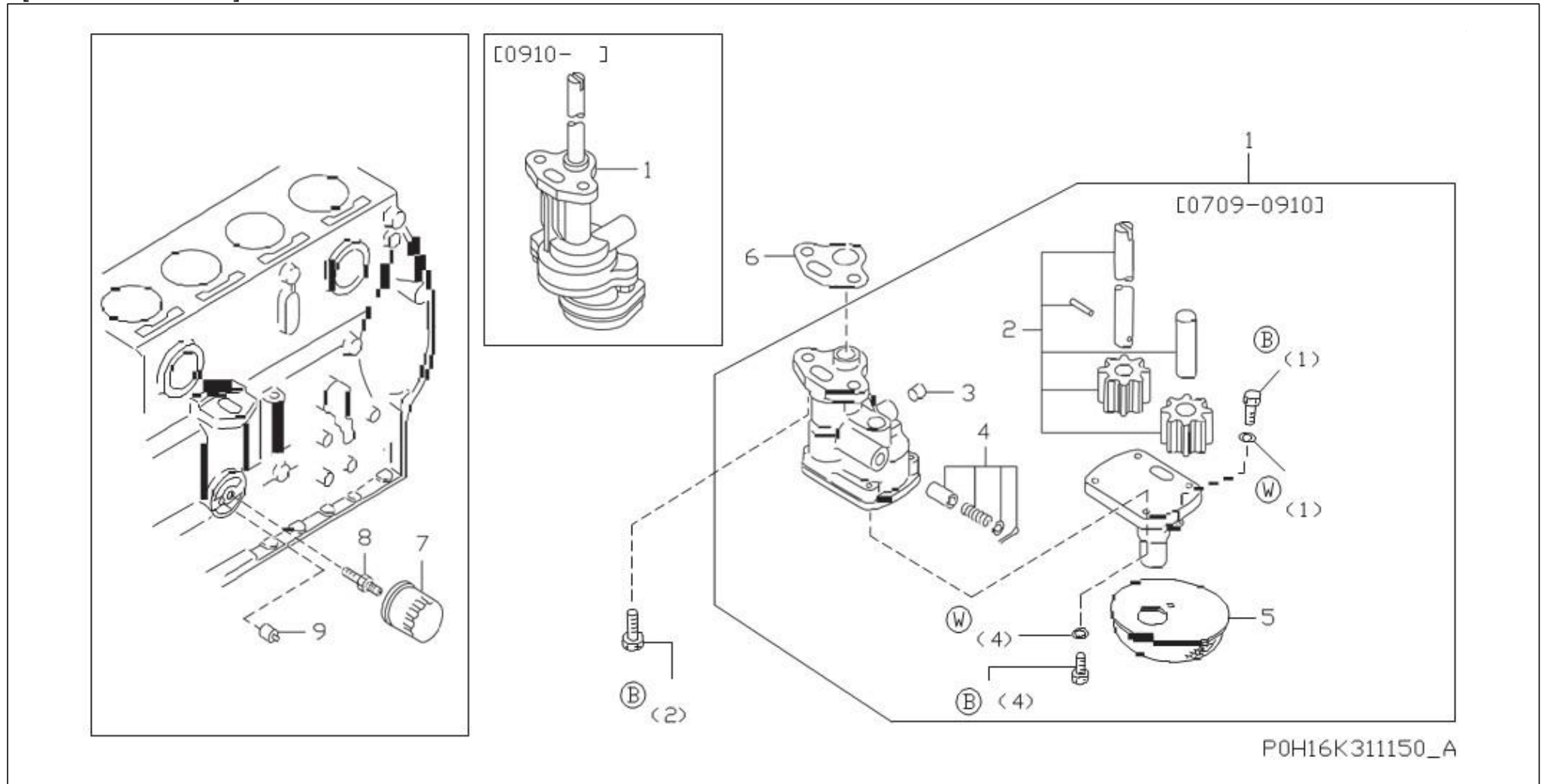
POH16K311140_A

SEC. 140 MANIFOLD

S	KEY NO.	L E V	PART NO.	PART NAME	SPECIFICATION	QTY	APPLIED DATE	ICA NF	FORMER PART NO.	APPLIED MODEL																													
										10001 GR81A	10001 GR91A	10001 GR91B	10001 GR94A	01	02	03	04	05	06	07	08	09	10	11	12	13	14	15	16	17	18	19	20	21	22	23	24	25	26
	1001	1	76000524	MANIFOLD ASSY-INTAKE		01	0709-			0	0	0	0	0	0	0	0	0	0	0	0	0	0	0	0	0	0	0	0	0	0	0	0	0	0	0	0		
	2001	1	76000537	CONNECTOR-WATER		01	0709-			0	0	0	0	0	0	0	0	0	0	0	0	0	0	0	0	0	0	0	0	0	0	0	0	0	0	0	0		
	3001	1	76000788	CONNECTOR-WATER		01	0709-			0	0	0	0	0	0	0	0	0	0	0	0	0	0	0	0	0	0	0	0	0	0	0	0	0	0	0	0		
	4001	1	76000543	CONNECTOR-VACUUM		01	0709-			0	0	0	0	0	0	0	0	0	0	0	0	0	0	0	0	0	0	0	0	0	0	0	0	0	0	0	0		
	5001	1	76000525	MANIFOLD-EXHAUST		01	0709-			0	0	0	0	0	0	0	0	0	0	0	0	0	0	0	0	0	0	0	0	0	0	0	0	0	0	0	0		
	6001	1	76502764	GASKET-MANIFOLD		01	0709-	76000526		0	0	0	0	0	0	0	0	0	0	0	0	0	0	0	0	0	0	0	0	0	0	0	0	0	0	0	0		
	7001	1	76000527	YOKE-FIX,MANIFOLD		06	0709-			0	0	0	0	0	0	0	0	0	0	0	0	0	0	0	0	0	0	0	0	0	0	0	0	0	0	0	0		
	8001	1	76000541	NUT-LOCK		04	0709-			0	0	0	0	0	0	0	0	0	0	0	0	0	0	0	0	0	0	0	0	0	0	0	0	0	0	0	0		

SEC. 150
LUBRICATING SYSTEM

[200709-]



P0H16K311150_A

SEC. 150
LUBRICATING SYSTEM

S	KEY NO.	LEV	PART NO.	PART	SPECIFICATION	QTY	APPLIED DATE	ICAF	FORMER PART NO.	APPLIED MODEL																														
										10001 GR81A	10001 GR91A	10001 GR91B	10001 GR94A	1	2	3	4	5	6	7	8	9	0	1	2	3	4	5	6	7	8	9	0	1	2	3	4	5	6	7
	1001	1	76000546	PUMP ASSY-OIL		01	0709-0910			0	0	0	0	0	0	0	0	0	0	0	0	0	0	0	0	0	0	0	0	0	0	0	0	0	0	0	0	0	0	
	002	1	76000547			01	0910-	7	76000546	0	0	0	0	0	0	0	0	0	0	0	0	0	0	0	0	0	0	0	0	0	0	0	0	0	0	0	0	0	0	0
	2001	2	76000548	SHAFT ASSY-OIL PUMP		01	0710-0910			0	0	0	0	0	0	0	0	0	0	0	0	0	0	0	0	0	0	0	0	0	0	0	0	0	0	0	0	0	0	0
	3001	2	76000409	PLUG-OIL HOLE		01	0710-0910			0	0	0	0	0	0	0	0	0	0	0	0	0	0	0	0	0	0	0	0	0	0	0	0	0	0	0	0	0	0	0
	4001	2	NO PART NO.	VALVE ASSY-OIL REGULATOR		01	0710-0910			0	0	0	0	0	0	0	0	0	0	0	0	0	0	0	0	0	0	0	0	0	0	0	0	0	0	0	0	0	0	0
	5001	2	76000549	STRAINER-OIL		01	0710-0910			0	0	0	0	0	0	0	0	0	0	0	0	0	0	0	0	0	0	0	0	0	0	0	0	0	0	0	0	0	0	0
	6001	1	76000550	GASKET-OIL PUMP		01	0709-			0	0	0	0	0	0	0	0	0	0	0	0	0	0	0	0	0	0	0	0	0	0	0	0	0	0	0	0	0	0	0
	7001	1	76000552	FILTER ASSY-OIL		01	0709-			0	0	0	0	0	0	0	0	0	0	0	0	0	0	0	0	0	0	0	0	0	0	0	0	0	0	0	0	0	0	0
	8001	1	76000553	STUD-OIL FILTER		01	0709-			0	0	0	0	0	0	0	0	0	0	0	0	0	0	0	0	0	0	0	0	0	0	0	0	0	0	0	0	0	0	0
	9001	1	76000554	VALVE ASSY-RELIEF		01	0709-			0	0	0	0	0	0	0	0	0	0	0	0	0	0	0	0	0	0	0	0	0	0	0	0	0	0	0	0	0	0	0

GROUP INDEX

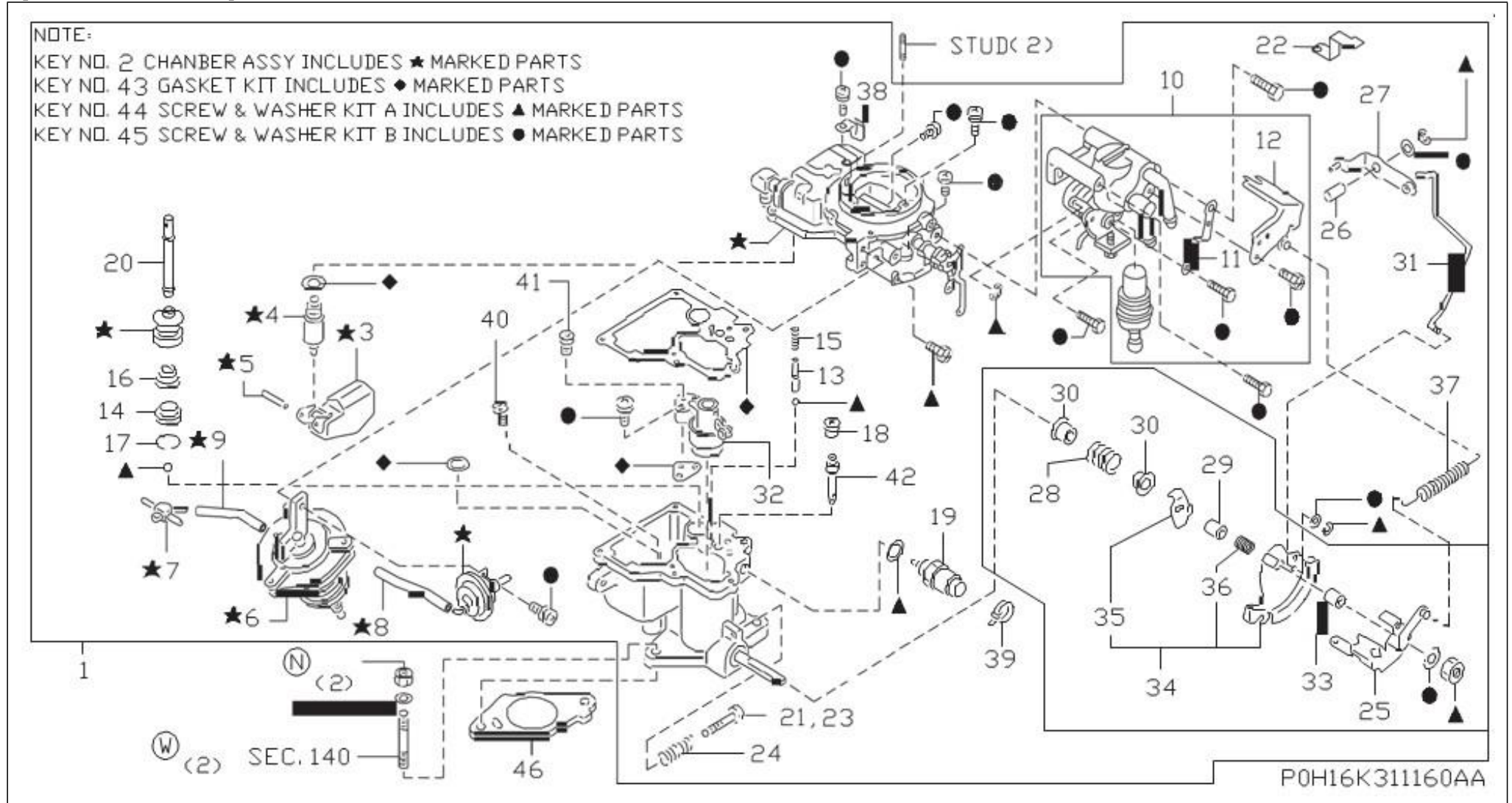
FUEL, ENGINE & MOTOR CONTROL

SEC. NO.	SECTION NAME	PAGE NO.
160A	CARBURETOR(GAS)	30
160B	CARBURETOR(LPG)	34
164	FUEL STRAINER & FUEL HOSE	36
165	AIR CLEANER	38
170	FUEL PUMP	40
191	GOVERNOR	42
195	VAPORIZER	44

B

SEC. 160A
CARBURETOR
 (GAS)

[200709-]



SEC. 160A
CARBURETOR
(GAS)

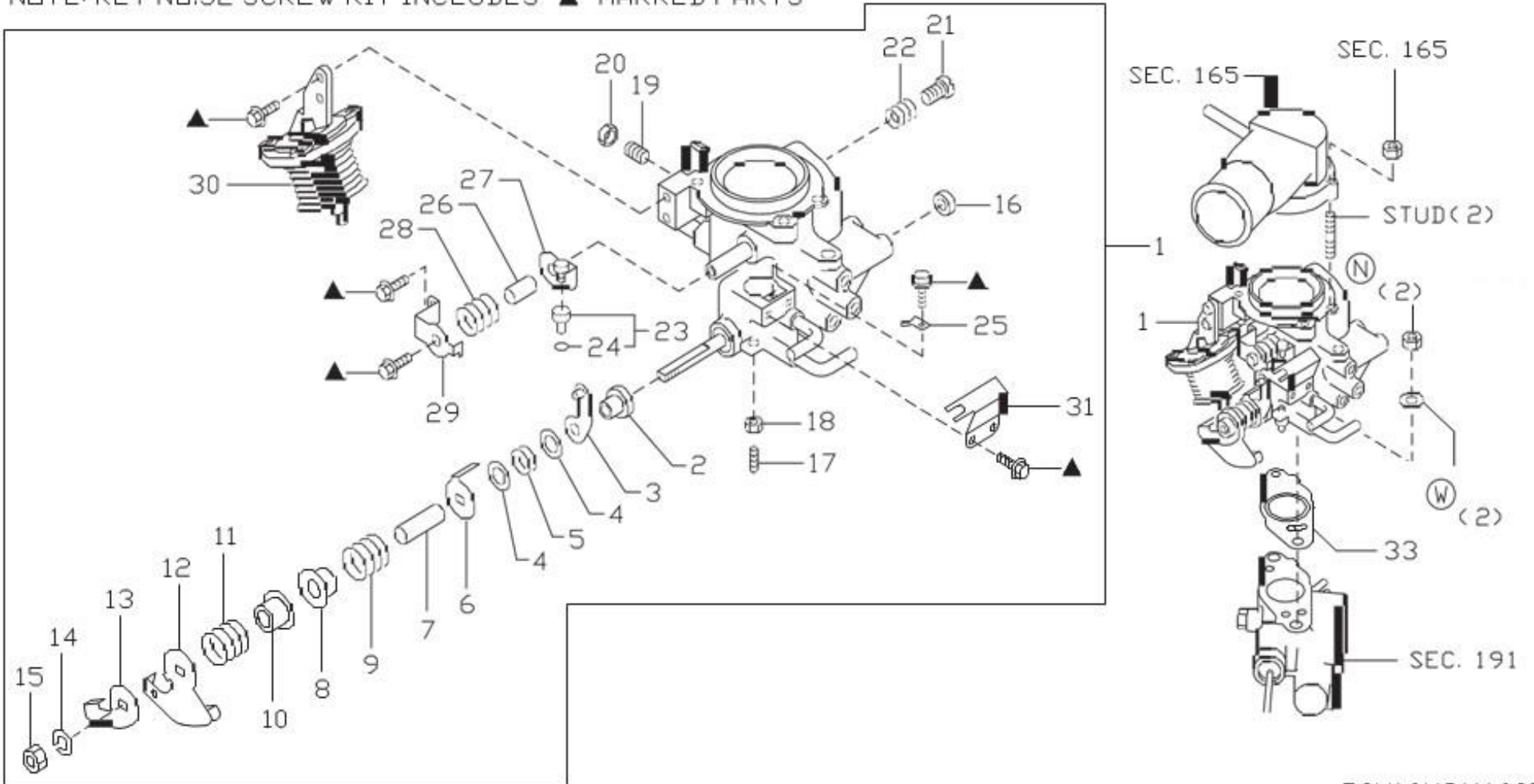
APPLIED MODEL																													
1	0	0	0	0	0	0	0	0	0	1	1	1	1	1	1	1	1	1	1	2	2	2	2	2	2	2	2	3	
1	2	3	4	5	6	7	8	9	0	1	2	3	4	5	6	7	8	9	0	1	2	3	4	5	6	7	8	9	0
	0																												
	0																												
	0																												
	0																												
	0																												
	0																												
	0																												
	0																												
	0																												
	0																												
	0																												
	0																												
	0																												
	0																												
	0																												
	0																												
	0																												
	0																												
	0																												
	0																												
	0																												
	0																												
	0																												
	0																												
	0																												
	0																												
	0																												
	0																												
	0																												
	0																												
	0																												
	0																												
	0																												
	0																												
	0																												
	0																												
	0																												
	0																												
	0																												
	0																												
	0																												
	0																												

S	KEY NO.	LEV	PART NO.	PART NAME	SPECIFICATION	QTY	APPLIED DATE	ICAF	FORMER PART NO.
	1001	1	76000557	CARBURETOR ASSY		01	0709-		
		002	1 76000558			10	709-		
	2001	2	76000619	CHAMBER ASSY-CHOKE		01	0709-		
		002	2 76000620			10	709-		
	3001	3	76000567	FLOAT		01	0709-		
	4001	3	76000571	VALVE-NEEDLE		01	0709-		
	5001	3	76000666	PIN-FLOAT		01	0709-		
	6001	3	76000639	CHAMBER ASSY-DIRPHRAM		01	0709-		
		002	3 76000637			10	709-		
	7001	3	76000621	PIPE-RUBBER		01	0709-		
	8001	3	76000660	HOSE-VACUUM		01	0709-		
	9001	3	76000661	HOSE-VACUUM		01	0709-		
	10001	2	76000636	ELEMENT KIT-THERMO		01	0709-		
	11001	3	76000615	SPACER-ADAPTOR		01	0709-		
	12001	3	76000600	BRACKET-ACCEL WIRE		01	0709-		
	13001	2	76000569	WEIGHT-INJECTOR PUMP		01	0709-		
	14001	2	76000616	STRAINER		01	0709-		
	15001	2	76000568	SPRING-INJECTOR		01	0709-		
	16001	2	76000592	SPRING-RETURN		01	0709-		
	17001	2	76000594	CLIP		01	0709-		
	18001	2	76000625	VALVE-SOLENOID,MAIN CUT		01	0709-		
	19001	2	76000608	VALVE-SOLENOID,ANTI DIESEL		01	0709-		
	20001	2	76000593	PISTON-ACCEL		01	0709-		
	21001	2	76000588	SCREW-IDLE ADJUST		01	0709-		
	22001	2	76000570	PLATE-STOPPING		01	0709-		
	23001	2	76000589	SCREW-IDLE ADJUST		01	0709-		
	24001	2	76000591	SPRING-IDLE ADJUST SCREW		01	0709-		
	25001	2	76000618	LEVER-OPENER		01	0709-		
	26001	2	76000610	COLLAR		01	0709-		
	27001	2	76000627	LEVER-PUMP		01	0709-		
		002	2 76000626			01	0709-		
	28001	2	76000595	SPRING-THROTTLE RETURN		01	0709-		
	29001	2	76000613	COLLAR		01	0709-		
	30001	2	76000574	SLEEVE		02	0709-		
	31001	2	76000587	ROD-PUMP		01	0709-		
		002	2 76000586			01	0709-		
	32001	2	76000559	VENTURI-SMALL		01	0709-		
	33001	2	76000575	SLEEVE		01	0709-		
	34001	2	76000583	LEVER-THROTTLE		01	0709-		
	35001	3	76000614	LEVER-1ST ADJUST		01	0709-		

SEC. 160B
 CARBURETOR
 (LPG)

[201105-]

NOTE: KEY NO.32 SCREW KIT INCLUDES ▲ MARKED PARTS

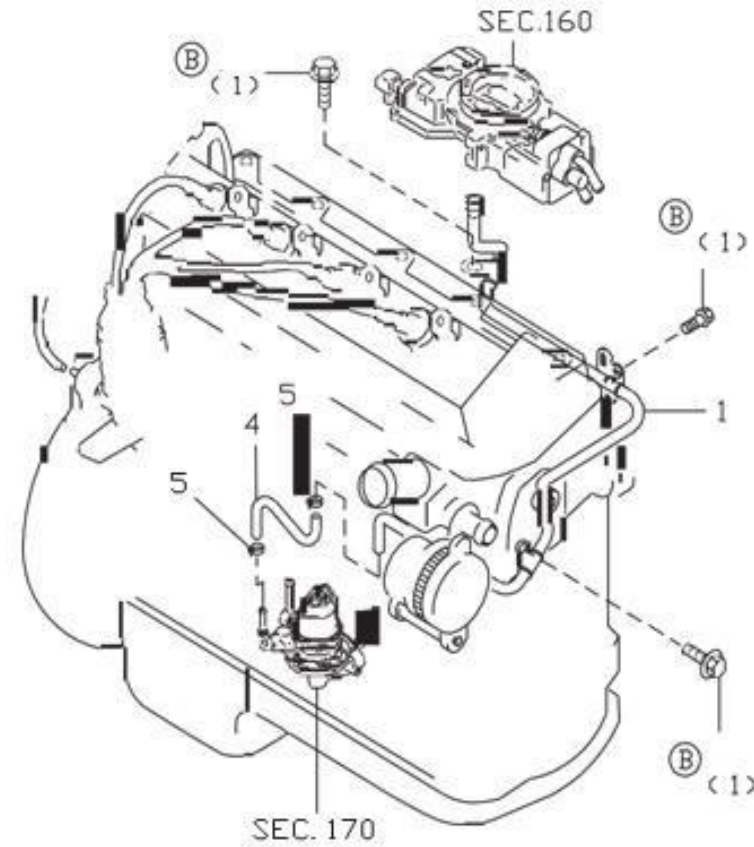
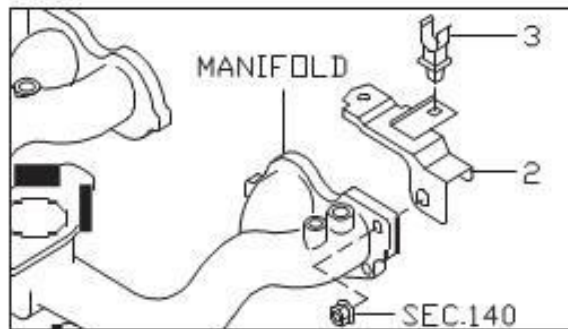


P0H16K311160BA

SEC. 164

FUEL STRAINER & FUEL HOSE

[200709-]



P0H16K311164_A

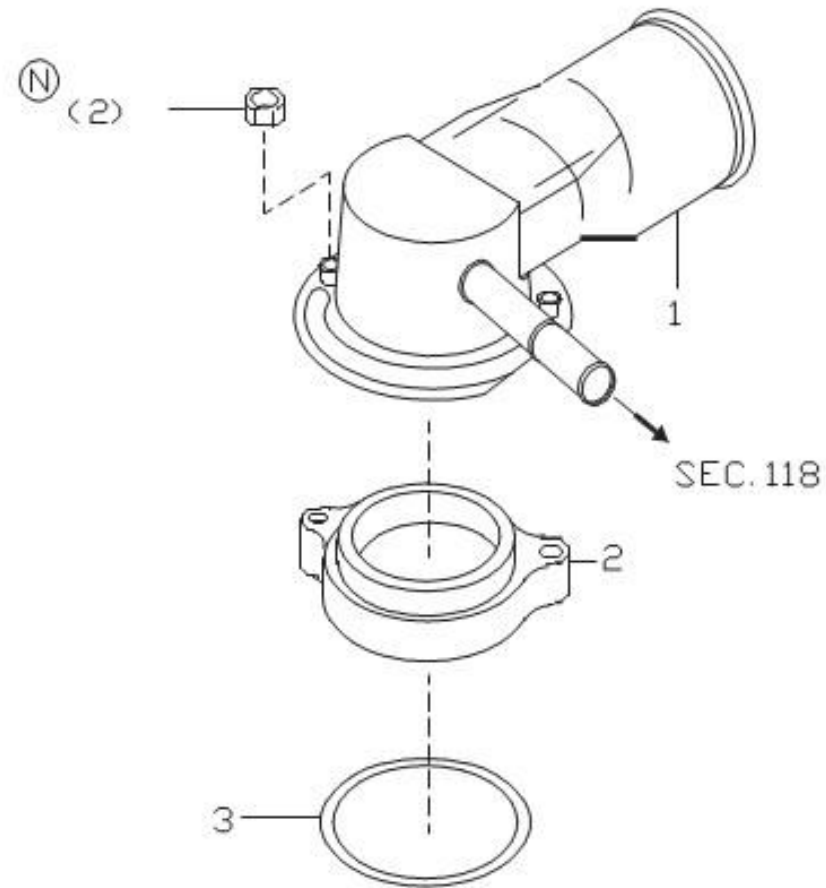
SEC. 164

FUEL STRAINER & FUEL HOSE

S	KEY NO.	L E V	PART NO.	PART NAME	SPECIFICATION	QTY	APPLIED DATE	ICA NF	FORMER PART NO.	APPLIED MODEL																															
										10001 GR81A	10001 GR91A	10001 GR91B	10001 GR94A																												
	1001	1	76000679	TUBE ASSY-FUEL		01	0709-0901			0	0	0	0	0	0	0	0	0	0	0	0	0	0	0	0	0	0	0	0	0	0	0	0	0	0	0	0	0	0	0	0
	002	1	76000680			01	0901 -	2	76000679	0	0	0	0	0	0	0	0	0	0	0	0	0	0	0	0	0	0	0	0	0	0	0	0	0	0	0	0	0	0	0	0
	2001	1	76000683	CLIP		01	0709 -			0	0	0	0	0	0	0	0	0	0	0	0	0	0	0	0	0	0	0	0	0	0	0	0	0	0	0	0	0	0	0	
	3001	1	76000682	CLIP		01	0709 -			0	0	0	0	0	0	0	0	0	0	0	0	0	0	0	0	0	0	0	0	0	0	0	0	0	0	0	0	0	0	0	
	4001	1	76000681	HOSE-FUEL		01	0709 -			0	0	0	0	0	0	0	0	0	0	0	0	0	0	0	0	0	0	0	0	0	0	0	0	0	0	0	0	0	0	0	
	5001	1	76000372	CLAMP		02	0709 -			0	0	0	0	0	0	0	0	0	0	0	0	0	0	0	0	0	0	0	0	0	0	0	0	0	0	0	0	0	0	0	

SEC. 165
AIR CLEANER

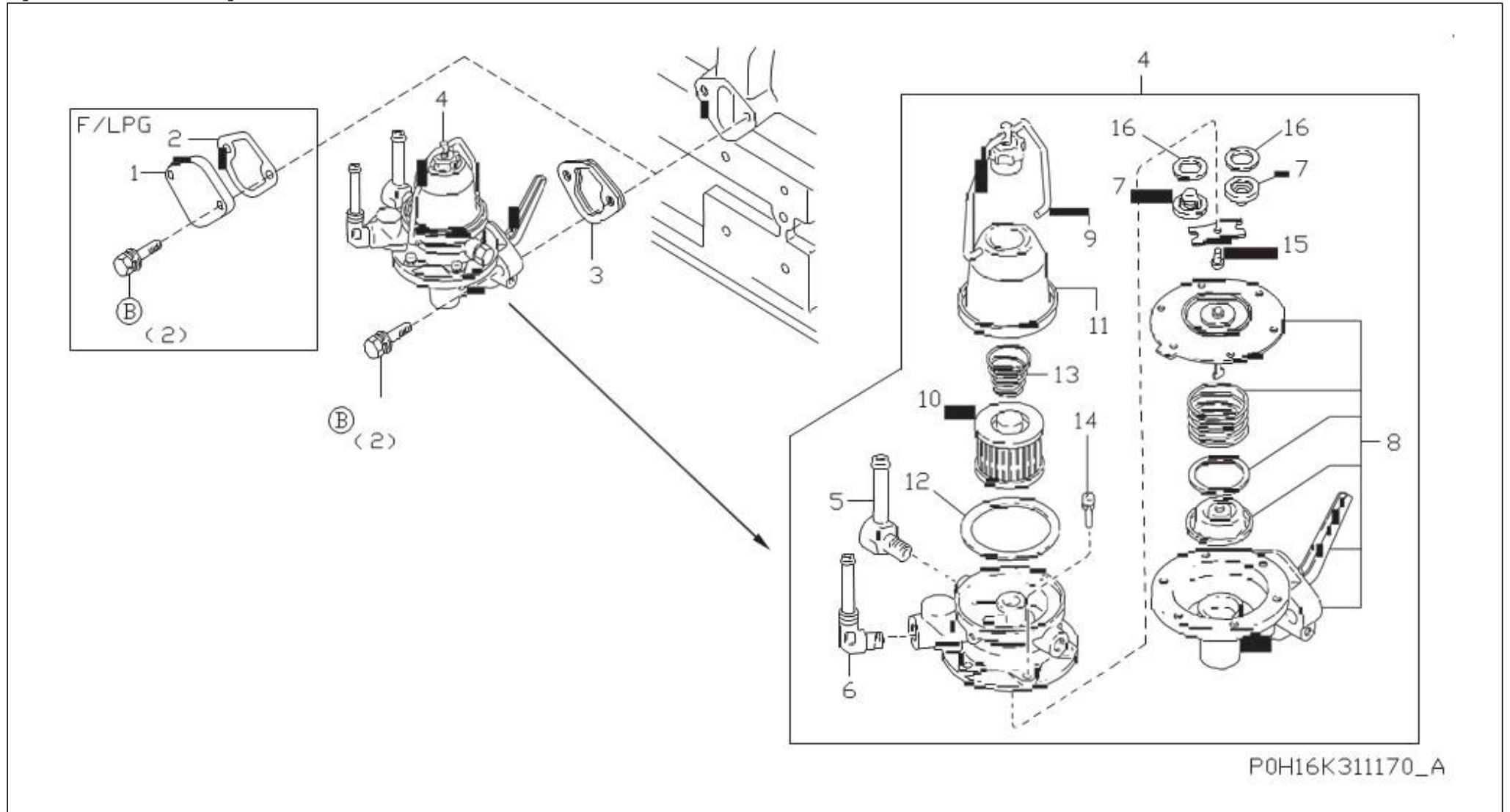
[200709-]



P0H16K311165_A

SEC. 170 FUEL PUMP

[200709-]

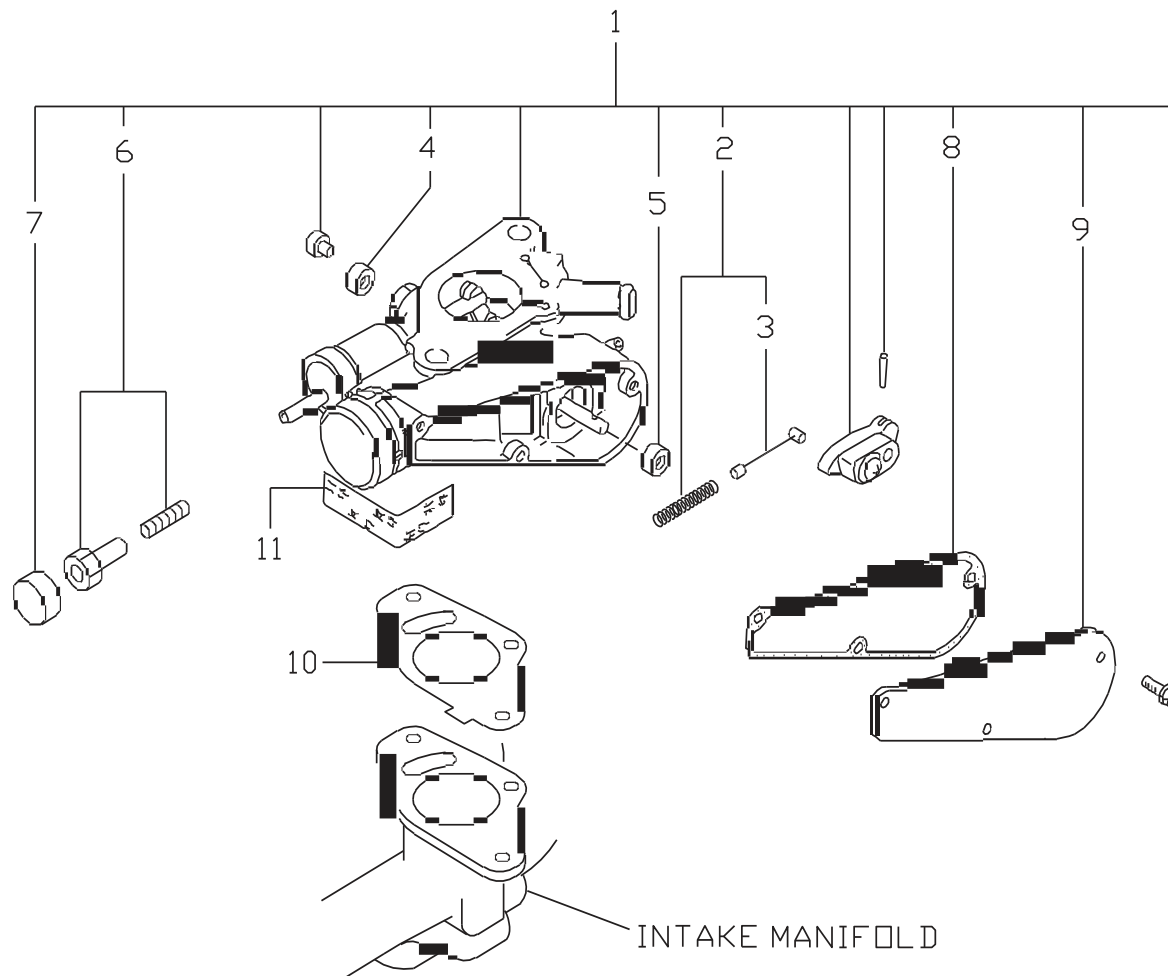


**SEC. 170
FUEL PUMP**

S	KEY NO.	L E V	PART NO.	PART NAME	SPECIFICATION	QTY	APPLIED DATE	ICA NF	FORMER PART NO.	APPLIED MODEL																														
										10001 GR81A					10001 GR91A					10001 GR91B					10001 GR94A															
										1	2	3	4	5	6	7	8	9	0	1	2	3	4	5	6	7	8	9	0	1	2	3	4	5	6	7	8	9	0	1
	1001	1	76000648	COVER-PLATE, FUEL PUMP		01	1105-																																	
	2001	1	76000675	GASKET-FUEL PUMP		01	1105-																																	
	3001	1	76000647	SPACER-FUEL PUMP		01	0709-																																	
	4001	1	76000669	PUMP ASSY-FUEL		01	0709-																																	
	5001	2	76000676	CONNECTOR-ELBOW		01	0709-																																	
	6001	2	76000677	CONNECTOR-ELBOW		01	0709-																																	
	7001	2	76000672	VALVE ASSY		02	0709-																																	
	8001	2	76000670	BODY COMPL-LOWER		01	0709-																																	
	9001	2	76000654	BAIL ASSY-BALL		01	0709-																																	
	10001	2	76000641	ELEMENT-FUEL		01	0709-																																	
	11001	2	76000640	GLASS-BOWL		01	0709-																																	
	12001	2	76000643	SEAL-O RING		01	0709-																																	
	13001	2	76000642	SPRING SET-ELEMENT		01	0709-																																	
	14001	2	76000674	SCREW		06	0709-																																	
	15001	2	76000673	SCREW-VALVE RETAINER		01	0709-																																	
	16001	2	76000671	GASKET-VALVE		02	0709-																																	

SEC. 191
GOVERNOR

[200709-]



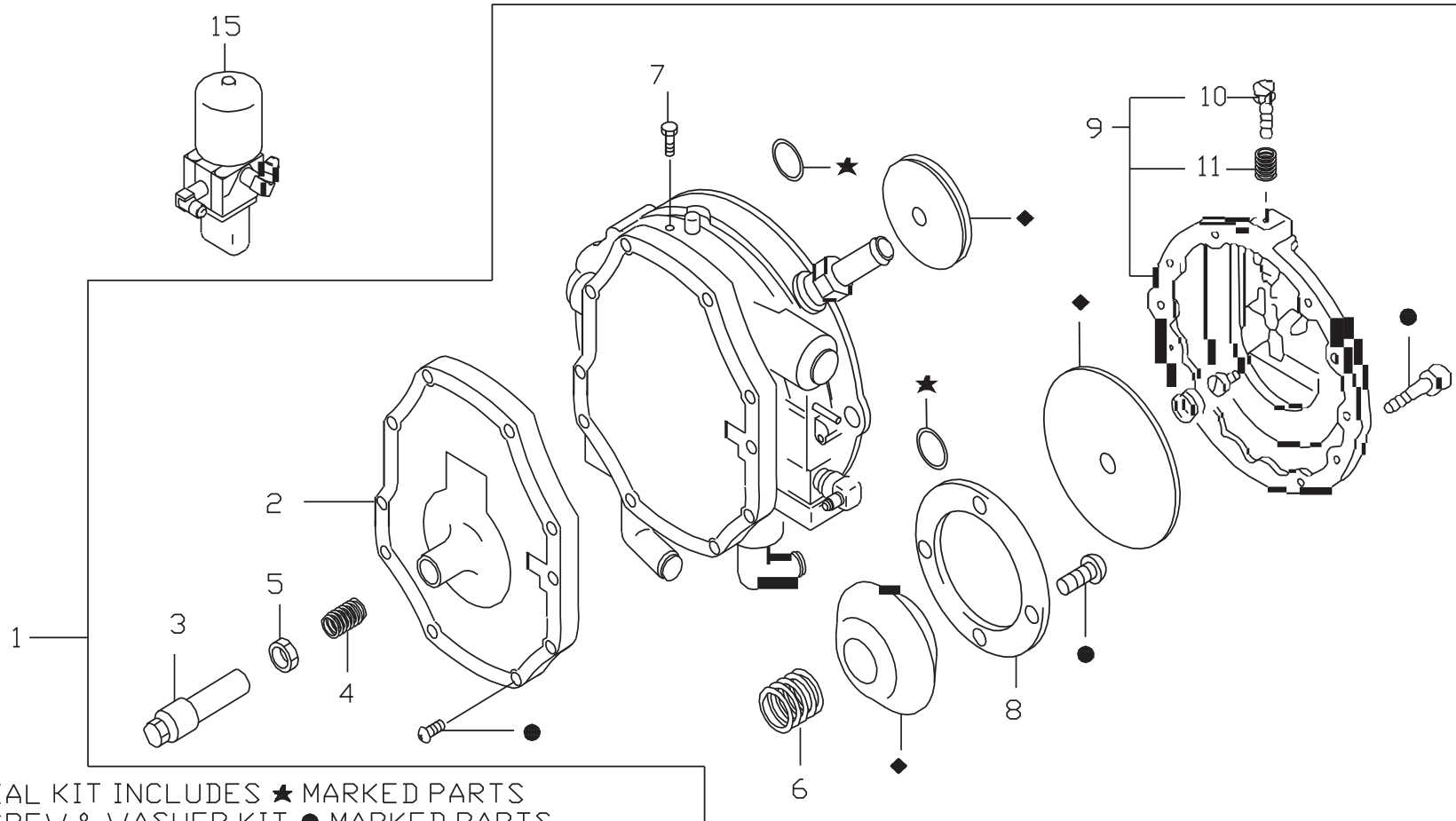
_A

**SEC. 191
GOVERNOR**

S	KEY NO.	L E V	PART NO.	PART NAME	SPECIFICATION	QTY	APPLIED DATE	ICA NF	FORMER PART NO.	APPLIED MODEL																													
										10001 GR81A	10001 GR91A	10001 GR91B	10001 GR94A																										
	1	001	1	76000694	GOVERNOR ASSY-PNEUMATIC	01	0709-			0	0	0	0	0	0	0	0	0	0	0	0	0	0	0	0	0	0	0	0	0	0	0	0	0	0	0	0	0	
		002	1	76000696		01	1105-			0																													
		003	1	76000695		01	0709-																																
	2	001	2	76000698	BAND ASSY-CAM	01	0709-			0		0	0	0																									
		002	2	76000699		01	0709-			0			0	0																									
	3	001	3	76000697	WIRE-CAM BAND	01	0709-			0	0	0	0	0																									
	4	001	2	76000701	BEARING-BALL	01	0709-			0	0	0	0	0																									
	5	001	2	76000702	BEARING-BALL	01	0709-			0	0	0	0	0																									
		002	2			01	0709-			0			0	0																									
	6	001	2	76000704	SCREW-ADJUSTER	01	0709-			0	0	0	0	0																									
	7	001	2	76000700	CAP-GOVERNOR	01	0709-			0	0	0	0	0																									
	8	001	2	76000705	GASKET	01	0709-			0	0	0	0	0																									
	9	001	2	76000703	COVER-GOVERNOR	01	0709-			0	0	0	0	0																									
	10	001	1	76000602	INSULATOR-GOVERNOR	01	0709-			0	0	0	0	0																									
	11	001	1	76000725	SEAL-GOVERNOR	01	0709-			0	0	0	0	0																									

SEC. 195
VAPORIZER

[201105-] VAPORIZER

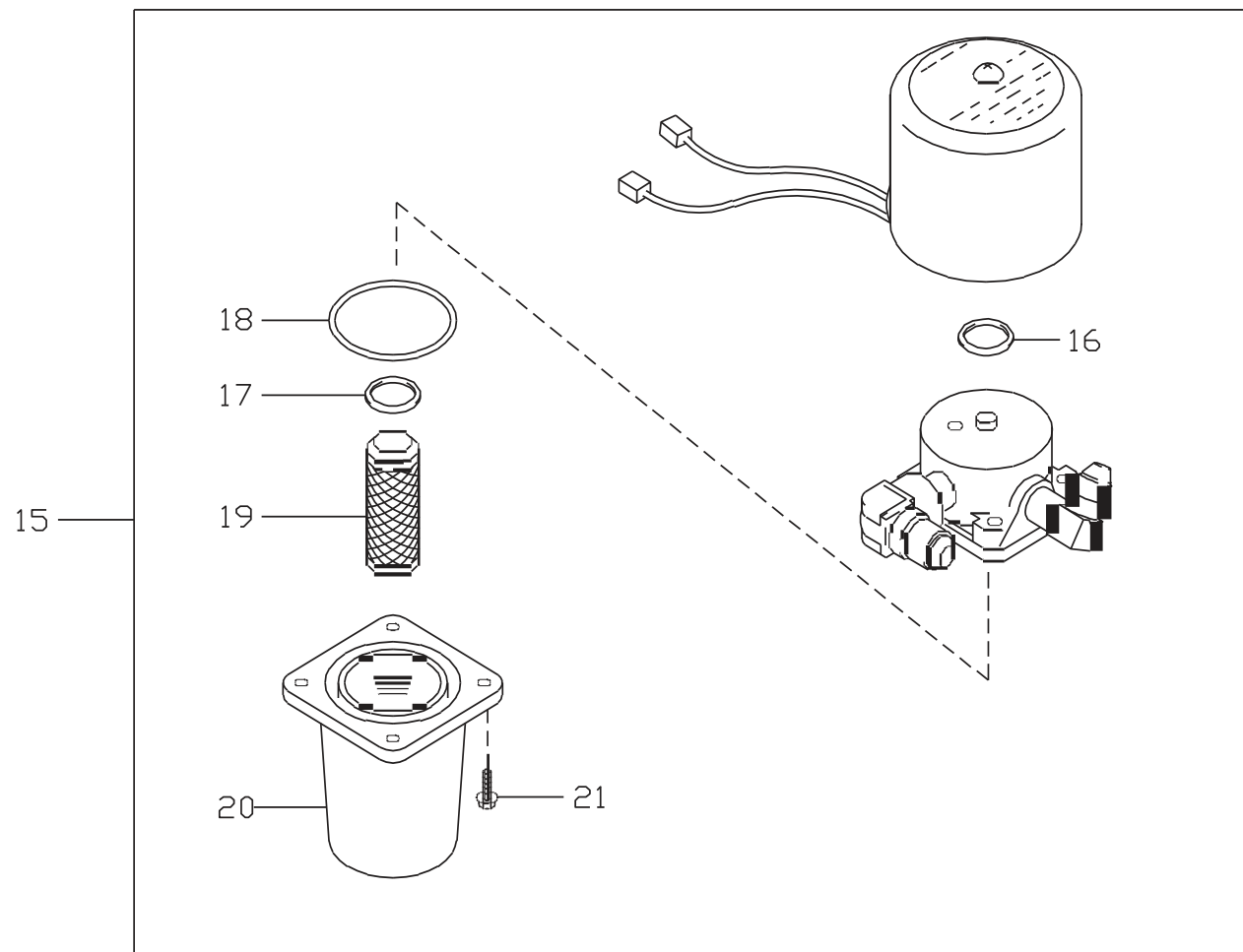


NOTE:
KEY NO.12 SEAL KIT INCLUDES ★ MARKED PARTS
KEY NO.13 SCREW & WASHER KIT ● MARKED PARTS
KEY NO.14 REPAIR KIT ◆ MARKED PARTS

-A-

SEC. 195
VAPORIZER

[201105-] VALVE ASSY-SOLENOID



_B

**SEC. 195
VAPORIZER**

							APPLIED MODEL																																
S	KEY NO.	LEV	PART NO.	PART NAME	SPECIFICATION	QTY	APPLIED DATE	ICAF	FORMER PART NO.	10001 GR81A		10001 GR91A		10001 GR91B		10001 GR94A		10001 GR94B		10001 GR94C		10001 GR94D		10001 GR94E		10001 GR94F		10001 GR94G		10001 GR94H		10001 GR94I		10001 GR94J					
										01	02	03	04	05	06	07	08	09	10	11	12	13	14	15	16	17	18	19	20	21	22	23	24	25	26	27	28	29	30
	1001		176000628	VAPORIZER ASSY-LPG		01	1105-																																
	2001		276000690	COVER ASSY-VAPORIZER		01	1105-																																
	3001		276000635	SCREW-ADJUST		01	1105-																																
	4001		276000688	SPRING-1ST DIAPHRAGM		01	1105-																																
	5001		276000609	NUT		01	1105-																																
	6001		276000692	SPRING-VACUUM LOCK DIAPHRAGM		01	1105-																																
	7001		276000689	PLUG		01	1105-																																
	8001		276000693	PLATE-VACUUM LOCK		01	1105-																																
	9001		276000691	COVER COMPL-REGULATOR		01	1105-																																
	10001		376000685	SCREW- IDLE ADJUST		01	1105-																																
	11001		376000590	SPRING		01	1105-																																
	12001		276000629	SEAL KIT-O RING		01	1105-																																
	13001		276000658	SCREW & WASHER KIT		01	1105-																																
	14001		276000678	REPAIR KIT		01	1105-																																
	15001		176000684	VALVE ASSY-SOLENOID,LPG		01	1105-																																
	16001		276000687	SEAL-O RING		01	1105-																																
	17001		276000630	SEAL-O RING		01	1105-																																
	18001		276000686	SEAL-O RING		01	1105-																																
	19001		276000668	FILTER		01	1105-																																
	20001		276000577	COVER-FILTER		01	1105-																																
	21001		276000599	BOLT		04	1105-																																

GROUP INDEX

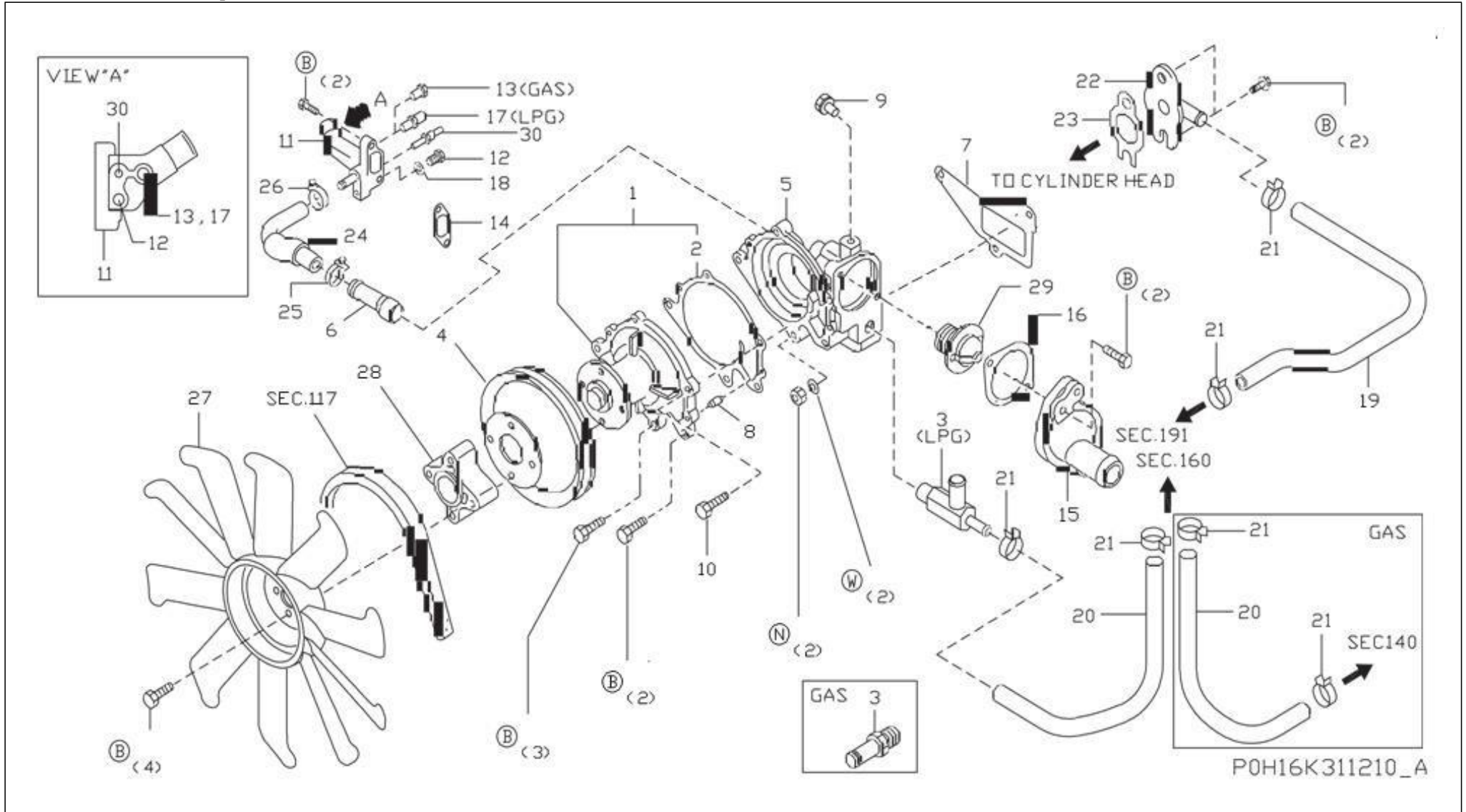
EXHAUST & COOLING

SEC. NO.	SECTION NAME	PAGE NO.
210	WATER PUMP, COOLING FAN & THERMOSTAT	48

C

SEC. 210 WATER PUMP, COOLING FAN & THERMOSTAT

200709-]



SEC. 210

WATER PUMP, COOLING FAN & THERMOSTAT

APPLIED MODEL																																	
1	1	1	1																														
0	0	0	0																														
0	0	0	0																														
1	1	1	1																														
G	G	G	G																														
R	R	R	R																														
8	9	9	9																														
1	1	1	1																														

S	KEY NO.	REV	PART NO.	PART NAME	SPECIFICATION	QTY	APPLIED DATE	ICANF	FORMER PART NO.	APPLIED MODEL																															
										0	0	0	0	0	0	0	0	0	1	1	1	1	1	1	1	1	1	1	1	2	2	2	2	2	2	2	2	3			
	1	001	76000706	PUMP ASSY-WATER		01	0709-			0	0	0	0	0	0	0	0	0	1	1	1	1	1	1	1	1	1	1	1	1	2	2	2	2	2	2	2	3			
	2	001	76000707	GASKET-WATER PUMP		01	0709-			0	0	0	0	0	0	0	0	0	0	0	0	0	0	0	0	0	0	0	0	0	0	0	0	0	0	0	0	0	0		
	3	001	76000528	CONNECTOR-WATER		01	0709-			0	0	0	0	0	0	0	0	0	0	0	0	0	0	0	0	0	0	0	0	0	0	0	0	0	0	0	0	0	0		
		002	76000539			01	1105-																																		
	4	001	76000708	PULLEY-FAN & WATER PUMP		01	0709-			0	0	0	0	0	0	0	0	0	0	0	0	0	0	0	0	0	0	0	0	0	0	0	0	0	0	0	0	0			
	5	001	76000406	HOUSING-THERMOSTAT		01	0709-			0	0	0	0	0	0	0	0	0	0	0	0	0	0	0	0	0	0	0	0	0	0	0	0	0	0	0	0	0	0		
		002	76000405			01	1105-																																		
	6	001	76000538	CONNECTOR-WATER		01	0709-			0	0	0	0	0	0	0	0	0	0	0	0	0	0	0	0	0	0	0	0	0	0	0	0	0	0	0	0	0	0		
	7	001	76000410	GASKET-THERMOSTAT HOUSING		01	0709-			0	0	0	0	0	0	0	0	0	0	0	0	0	0	0	0	0	0	0	0	0	0	0	0	0	0	0	0	0	0		
	8	001	76000398	DOWEL-WATER PUMP		02	0709-			0	0	0	0	0	0	0	0	0	0	0	0	0	0	0	0	0	0	0	0	0	0	0	0	0	0	0	0	0	0	0	
	9	001	76000531	PLUG-WATER PUMP		01	0709-			0	0	0	0	0	0	0	0	0	0	0	0	0	0	0	0	0	0	0	0	0	0	0	0	0	0	0	0	0	0	0	
	10	001	76000712	BOLT-FIX,HOUING THERMOSTAT		01	0709-			0	0	0	0	0	0	0	0	0	0	0	0	0	0	0	0	0	0	0	0	0	0	0	0	0	0	0	0	0	0	0	
		002	76000713			01	1105-																																		
	11	001	NO PART NO.	INLET-WATER	SELECT USE	01	0709-			0	0	0	0	0	0	0	0	0	0	0	0	0	0	0	0	0	0	0	0	0	0	0	0	0	0	0	0	0	0		
		002	76000403		SELECT USE	01	0709-			0	0	0	0	0	0	0	0	0	0	0	0	0	0	0	0	0	0	0	0	0	0	0	0	0	0	0	0	0	0	0	
	12	001	76000529	PLUG-BLIND		01	0709-0810			0	0	0	0	0	0	0	0	0	0	0	0	0	0	0	0	0	0	0	0	0	0	0	0	0	0	0	0	0	0	0	
		002	76000530			01	0810-	20 76000529		0	0	0	0	0	0	0	0	0	0	0	0	0	0	0	0	0	0	0	0	0	0	0	0	0	0	0	0	0	0	0	
	13	001	76000388	CONNECTOR-WATER		01	0709-			0	0	0	0	0	0	0	0	0	0	0	0	0	0	0	0	0	0	0	0	0	0	0	0	0	0	0	0	0	0	0	
	14	001	76000408	GASKET-WATER INLET		01	0709-			0	0	0	0	0	0	0	0	0	0	0	0	0	0	0	0	0	0	0	0	0	0	0	0	0	0	0	0	0	0	0	
	15	001	76000404	OUTLET-WATER		01	0709-			0	0	0	0	0	0	0	0	0	0	0	0	0	0	0	0	0	0	0	0	0	0	0	0	0	0	0	0	0	0	0	
	16	001	76000407	GASKET-WATER OUTLET		01	0709-			0	0	0	0	0	0	0	0	0	0	0	0	0	0	0	0	0	0	0	0	0	0	0	0	0	0	0	0	0	0	0	
	17	001	76000373	CONNECTOR		01	1105-																																		
	18	001	76000741	GASKET-WATER TEMPERATURE SENSOR		01	0709-			0	0	0	0	0	0	0	0	0	0	0	0	0	0	0	0	0	0	0	0	0	0	0	0	0	0	0	0	0	0	0	
	19	001	76000535	HOSE-WATER		01	0709-			0	0	0	0	0	0	0	0	0	0	0	0	0	0	0	0	0	0	0	0	0	0	0	0	0	0	0	0	0	0	0	
		002	76000536			01	1105-																																		
	20	001	76000534	HOSE-WATER		02	0709-			0	0	0	0	0	0	0	0	0	0	0	0	0	0	0	0	0	0	0	0	0	0	0	0	0	0	0	0	0	0	0	
		002	76000650			01	1105-																																		
	21	001	76000650	CLAMP-HOSE		06	0709-			0	0	0	0	0	0	0	0	0	0	0	0	0	0	0	0	0	0	0	0	0	0	0	0	0	0	0	0	0	0	0	
		002	76000532			04	1105-																																		
	22	001	76000532	PIPE ASSY-HEATER,FEED		01	0709-0810			0	0	0	0	0	0	0	0	0	0	0	0	0	0	0	0	0	0	0	0	0	0	0	0	0	0	0	0	0	0	0	
		002	76000530			01	0810-	50 76000532		0	0	0	0	0	0	0	0	0	0	0	0	0	0	0	0	0	0	0	0	0	0	0	0	0	0	0	0	0	0	0	0
	23	001	76000495	GASKET-CONNECTOR,HEATER		01	0709-			0	0	0	0	0	0	0	0	0	0	0	0	0	0	0	0	0	0	0	0	0	0	0	0	0	0	0	0	0	0	0	
	24	001	76000540	HOSE-WATER ,BYPASS		01	0709-			0	0	0	0	0	0	0	0	0	0	0	0	0	0	0	0	0	0	0	0	0	0	0	0	0	0	0	0	0	0	0	
	25	001	76000379	CLAMP-HOSE		01	0709-			0	0	0	0	0	0	0	0	0	0	0	0	0	0	0	0	0	0	0	0	0	0	0	0	0	0	0	0	0	0	0	
	26	001	76000649	HOSE-WATER ,BYPASS		01	0709-			0	0	0	0	0	0	0	0	0	0	0	0	0	0	0	0	0	0	0	0	0	0	0	0	0	0	0	0	0	0	0	
	27	001	76000709	FAN-COOLING		01	0709-			0	0	0	0	0	0	0	0	0	0	0	0	0	0	0	0	0	0	0	0	0	0	0	0	0	0	0	0	0	0	0	
	28	001	76000710	SPACER-FAN		01	0709-			0	0	0	0	0	0	0	0	0	0	0	0	0	0	0	0	0	0	0	0	0	0	0	0	0	0	0	0	0	0	0	
		002	76000711			01	0709-			0	0	0	0	0	0	0	0	0	0	0	0	0	0	0	0	0	0	0	0	0	0	0	0	0	0	0	0	0	0	0	
	29	001	76000714	THERMOSTAT ASSY		01	0709-			0	0	0	0	0	0	0	0	0	0	0	0	0	0	0	0	0	0	0	0	0	0	0	0	0	0	0	0	0	0	0	

GROUP INDEX

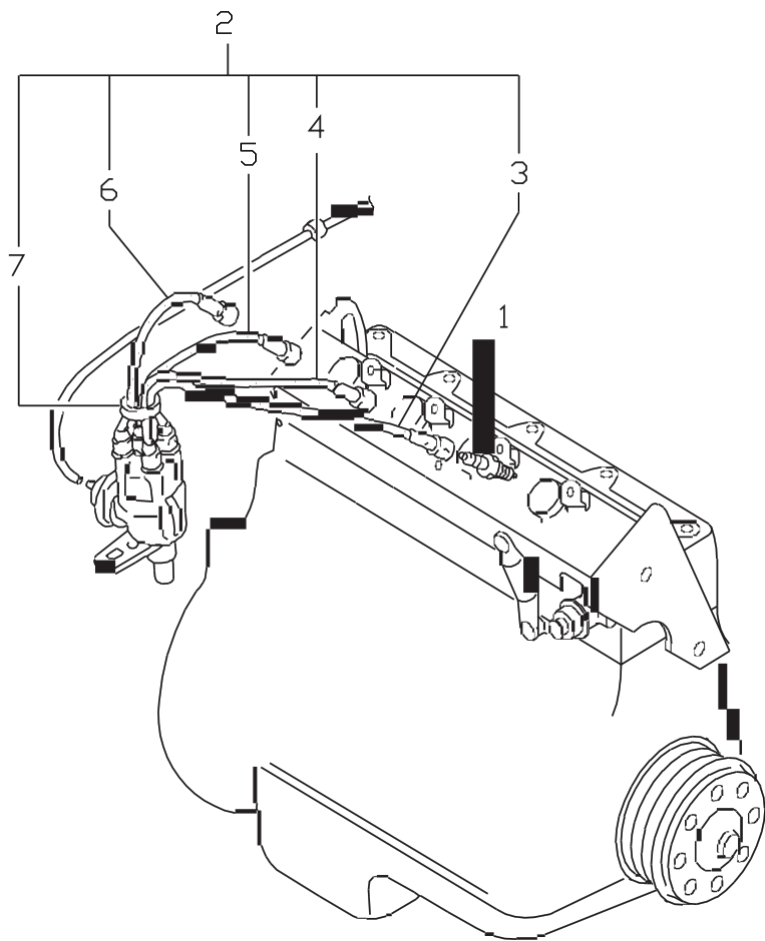
ENGINE ELECTRICAL

SEC. NO.	SECTION NAME	PAGE NO.
220	IGNITION SYSTEM	52
221	DISTRIBUTOR	54
223A	VACUUM PIPING(GAS)	56
223B	VACUUM PIPING(LPG)	58
230	ALTERNATOR FITTING	60
231	ALTERNATOR	62
233	STARTER MOTOR	64

D

SEC. 220
IGNITION SYSTEM

[200709-]



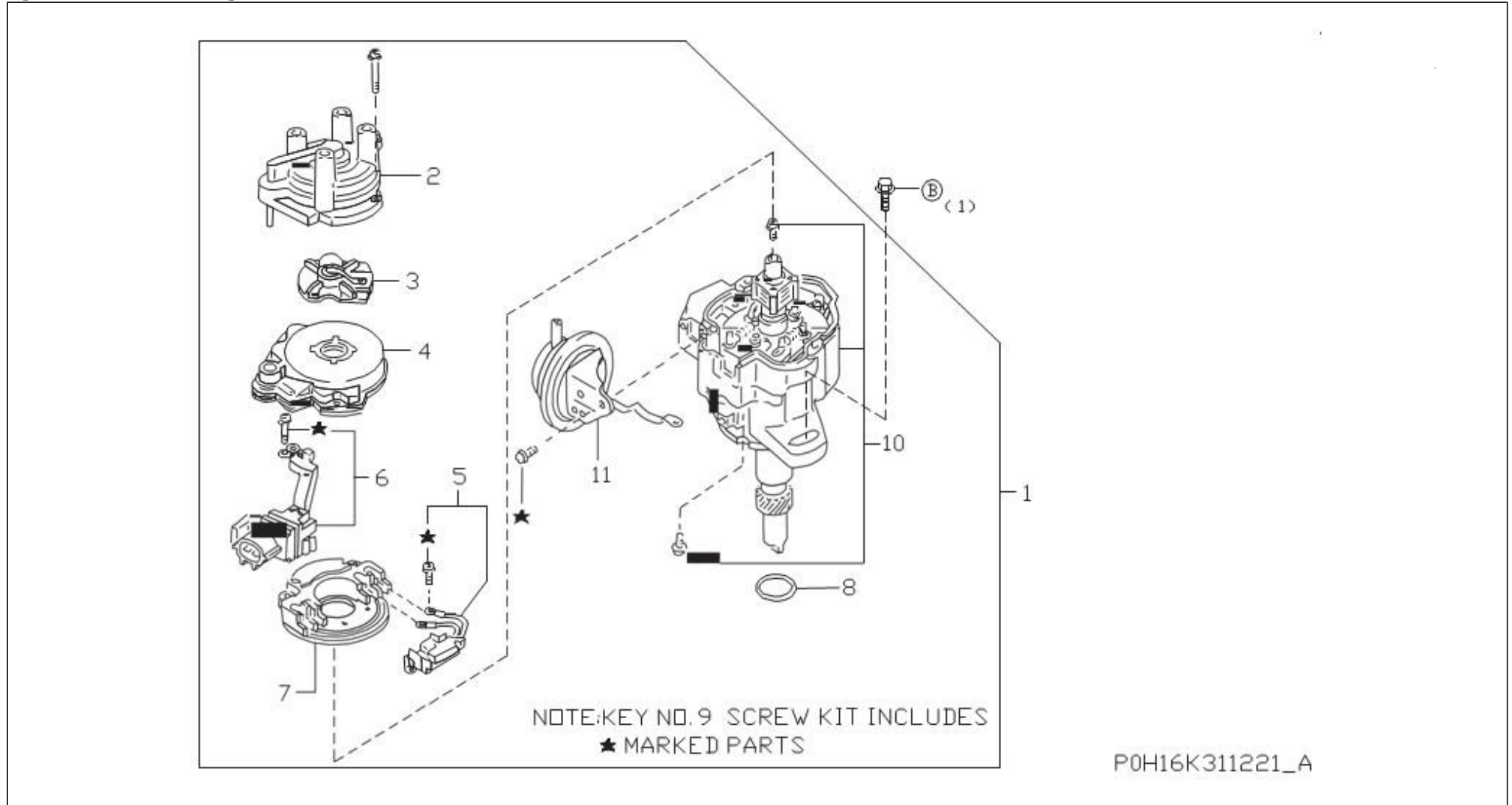
_A

SEC. 220 IGNITION SYSTEM

S	KEY NO.	L E V	PART NO.	PART	SPECIFICATION	QTY	APPLIED DATE	ICA NF	FORMER PART NO.	APPLIED MODEL																														
										10001 GR81A	10001 GR91A	10001 GR91B	10001 GR94A	0	0	0	0	1	1	1	1	1	1	1	6	7	8	9	0	1	2	2	2	2	2	2	2	2	3	
	1001	1	NO PART NO.	PLUG-SPARK	FR2A-D	04	0709-0809			0	0	0	0	0	0	0	0	0	0	0	0	0	0	0	0	0	0	0	0	0	0	0	0	0	0	0	0	0	0	0
	002	1	76000730		FR2B-D	04	0809-	70	NO PART NO.	0	0	0	0	0	0	0	0	0	0	0	0	0	0	0	0	0	0	0	0	0	0	0	0	0	0	0	0	0	0	0
	2001	1	76000732	CABLE SET-HIGH TENSION		01	0709-			0	0	0	0	0	0	0	0	0	0	0	0	0	0	0	0	0	0	0	0	0	0	0	0	0	0	0	0	0	0	
	3001	2	76000734	CABLE-HIGH TENSION,NO 1		01	0709-			0	0	0	0	0	0	0	0	0	0	0	0	0	0	0	0	0	0	0	0	0	0	0	0	0	0	0	0	0	0	
	4001	2	76000735	CABLE-HIGH TENSION,NO 2		01	0709-			0	0	0	0	0	0	0	0	0	0	0	0	0	0	0	0	0	0	0	0	0	0	0	0	0	0	0	0	0	0	
	5001	2	76000736	CABLE-HIGH TENSION,NO 3		01	0709-			0	0	0	0	0	0	0	0	0	0	0	0	0	0	0	0	0	0	0	0	0	0	0	0	0	0	0	0	0	0	0
	6001	2	76000737	CABLE-HIGH TENSION,NO 4		01	0709-			0	0	0	0	0	0	0	0	0	0	0	0	0	0	0	0	0	0	0	0	0	0	0	0	0	0	0	0	0	0	0
	7001	2	76000733	CLAMP-HIGH TENSION CABLE		01	0709-			0	0	0	0	0	0	0	0	0	0	0	0	0	0	0	0	0	0	0	0	0	0	0	0	0	0	0	0	0	0	0

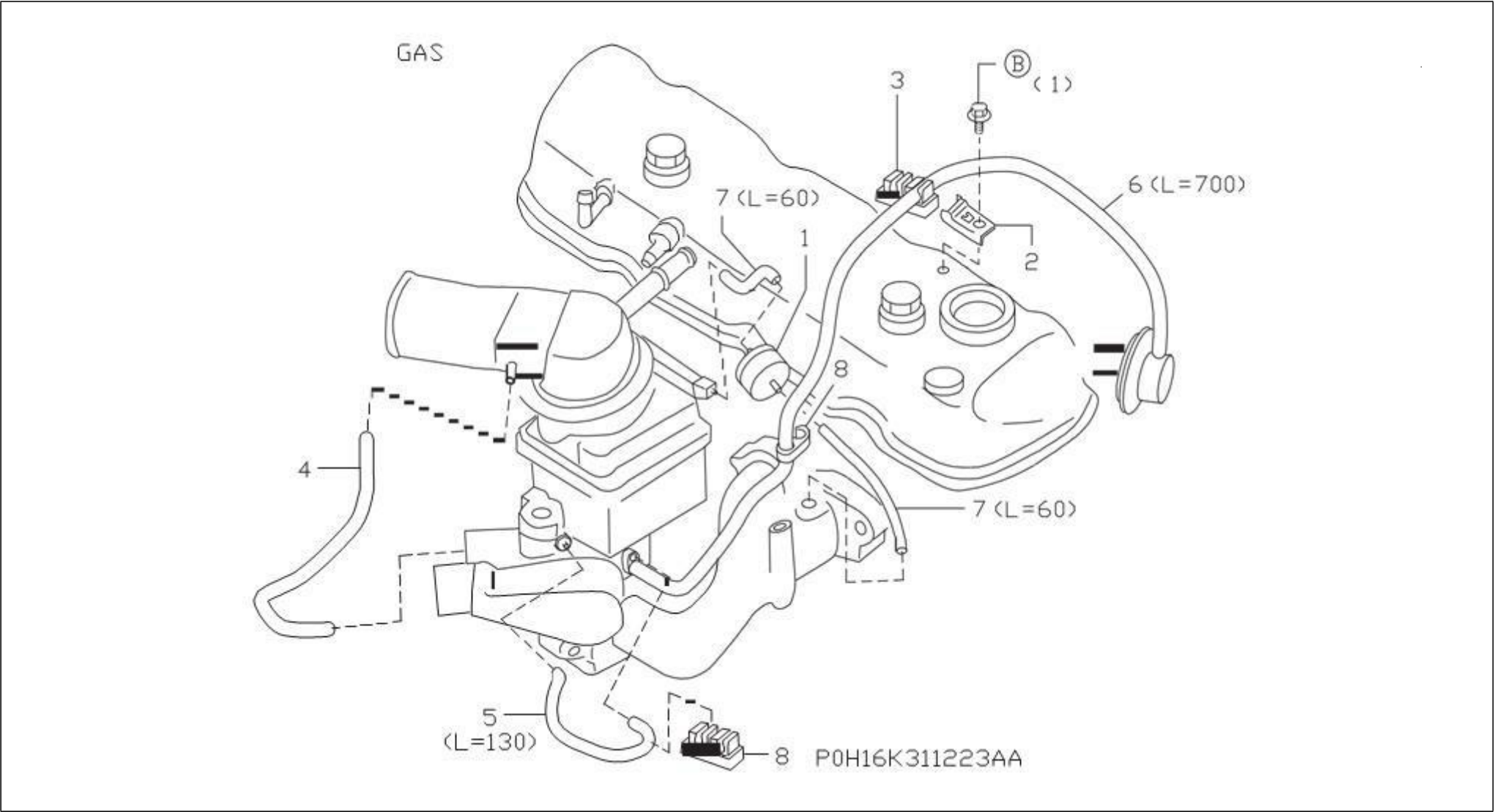
SEC. 221
DISTRIBUTOR

[200709-]



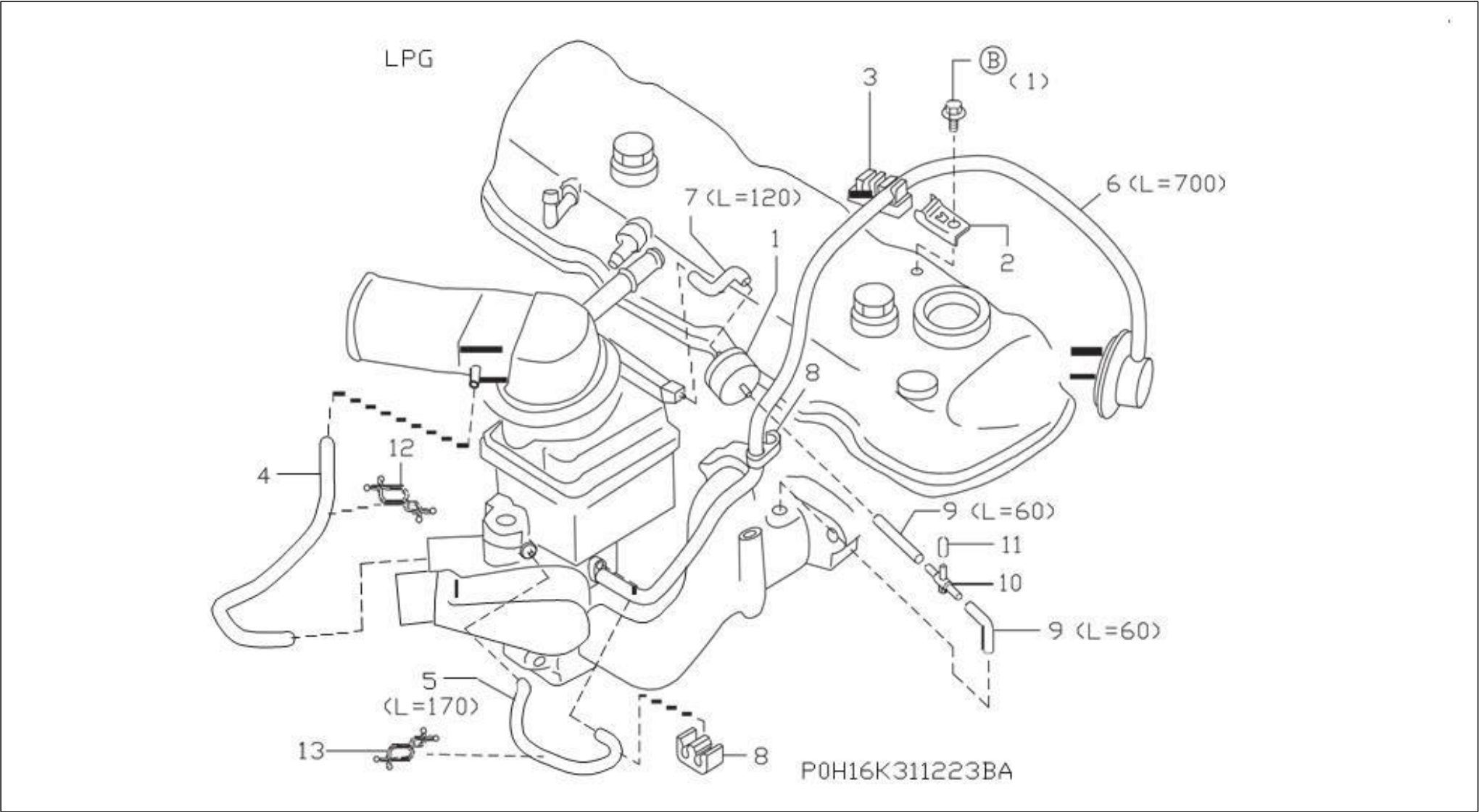
SEC. 223A
VACUUM PIPING
(GAS)

[200709-]



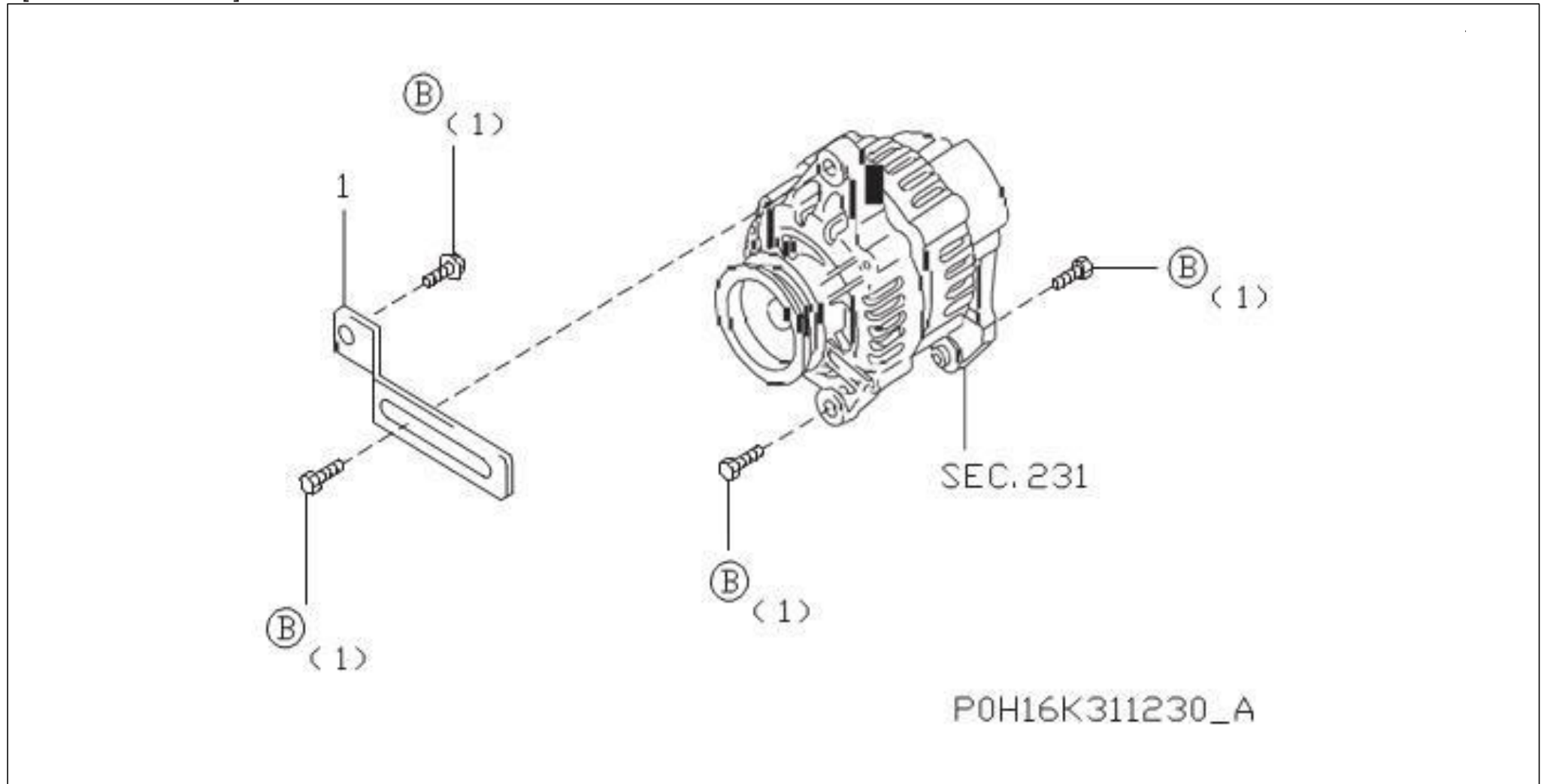
SEC. 223B
VACUUM PIPING
(LPG)

[201105-]



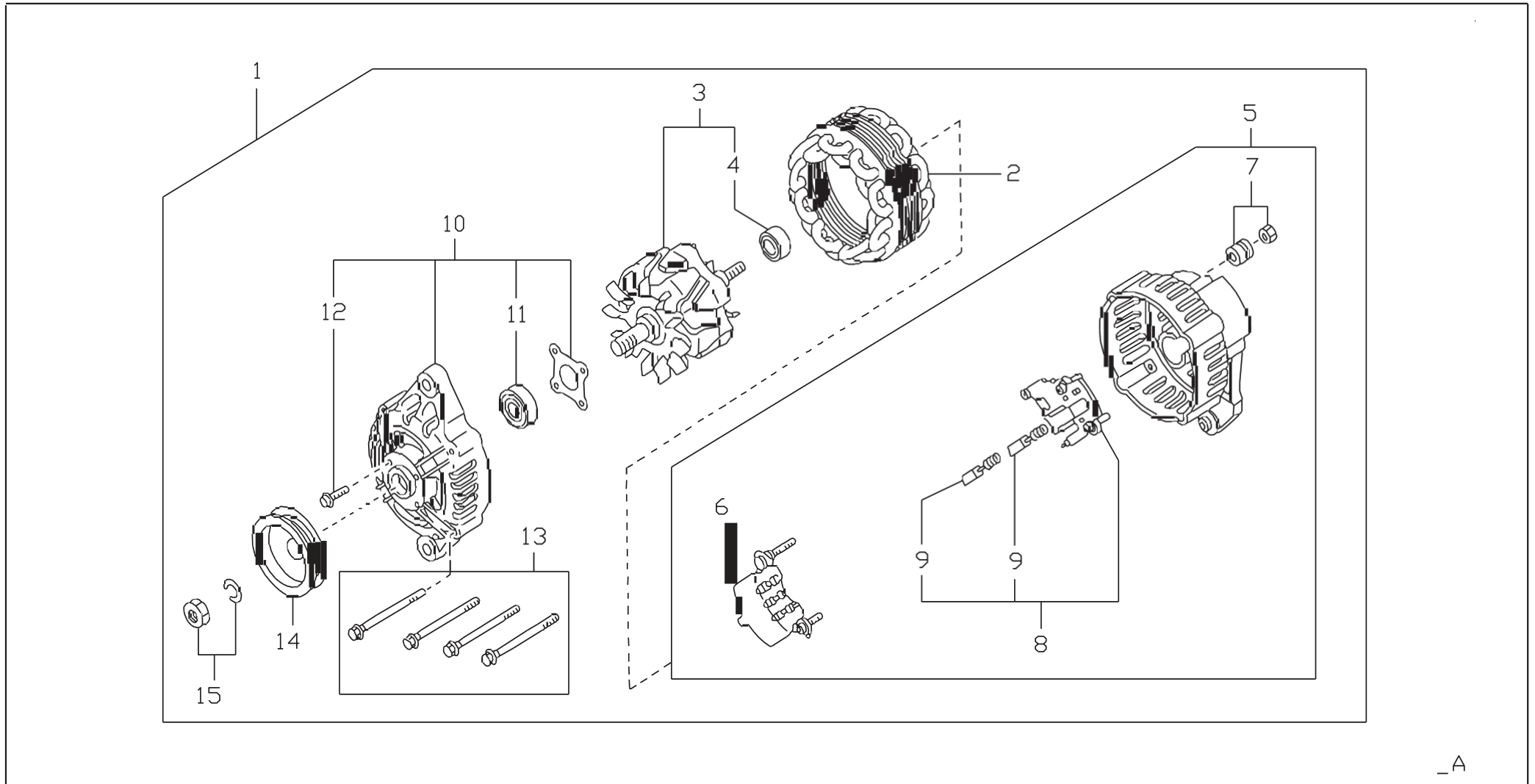
SEC. 230
ALTERNATOR FITTING

[200709-]



SEC. 231
ALTERNATOR

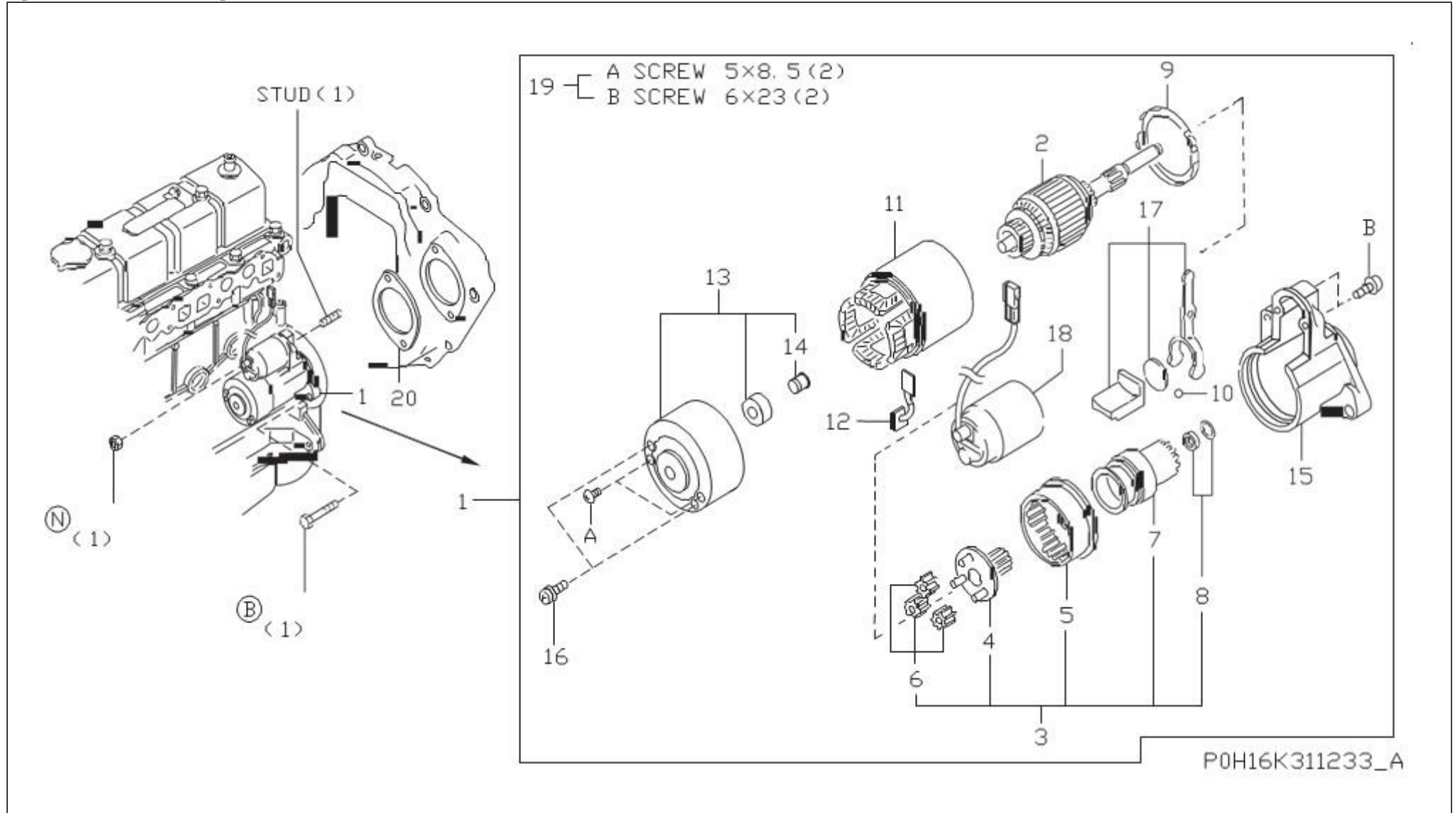
[200709-]



_A

SEC. 233
STARTER MOTOR

[200709-]



SEC. 233 STARTER MOTOR

APPLIED MODEL																															
1	1	1	1																												
0	0	0	0	0	0	0	0	0	0	1	1	1	1	1	1	1	1	1	2	2	2	2	2	2	2	2	3				
0	1	2	3	4	5	6	7	8	9	0	1	2	3	4	5	6	7	8	9	0	1	2	3	4	5	6	7	8	9	0	
1	0	0	0	1																											
G																															
R																															
8																															
1																															

S	KEY NO.	LEV	PART NO.	PART NAME	SPECIFICATION	QTY	APPLIED DATE	ICAF	FORMER PART NO.
	1	001	1 76000759	MOTOR ASSY-STARTER	12V-1.2KW	01	0709-		
	2	001	2 76000761	ARMATURE ASSY-STARTER		01	0709-		
	3	001	2 76000762	SHAFT ASSY-CLUTCH GEAR		01	0709-		
	4	001	3 76000763	PINION ASSY-ARMATURE		01	0709-		
	5	001	3 76000775	GEAR ASSY-INTERNAL		01	0709-		
	6	001	3 76000776	GEAR		03	0709-		
	7	001	3 76000774	GEAR ASSY-CLUTCH		01	0709-		
	8	001	3 76000779	STOPPER SET-PINION		01	0709-		
	9	001	2 76000778	PACKING		01	0709-		
	10	001	2 76000766	BALL		01	0709-		
	11	001	2 76000760	YOKE ASSY		01	0709-		
	12	001	2 76000777	BRUSH SET		01	0709-		
	13	001	2 76000767	COVER ASSY-REAR		01	0709-0802		
		002	2 76000768			01	0802-		
	14	001	3 76000769	METAL-REAR COVER		01	0709-		
	15	001	2 76000764	CASE ASSY-GEAR		01	0709-		
	16	001	2 76000770	BOLT-THROUGH		02	0709-0802		
		002	2 76000771			02	0802-	20	76000770
	17	001	2 76000765	LEVER SET-SHIFT		01	0709-		
	18	001	2 76000773	SWITCH ASSY-MAGNETIC		01	0709-0802		
		002	2 76000773			01	0802-	20	76000773
	19	001	2 76000781	SCREW SET		01	0709-0802		
		002	2 76000780			01	0802-	20	76000781
	20	001	1 76000746	SPACER-STARTER MOTOR		01	0709-		

GROUP INDEX

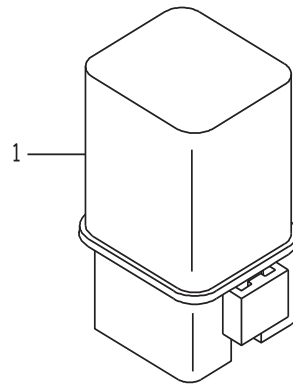
BODY ELECTRICAL

SEC. NO.	SECTION NAME	PAGE NO.
253	ELECTRICAL UNIT	68

E

SEC. 253
ELECTRICAL UNIT

[200709-]



_A

ALPHABETICAL PART NAME INDEX

ALPHABETICAL PART NAME INDEX

PART NAME	SEC.NO.	PAGE	PART NAME	SEC.NO.	PAGE	PART NAME	SEC.NO.	PAGE
<u>A</u>			CAM-FAST IDLE	160B	35	DOWEL-CLUTCH TO FLYWHEEL	120	18
			CAMSHAFT ASSY	130	21	DOWEL-PIN	110	9
			CAP ASSY-DISTRIBUTOR	221	55		135	23
ARMATURE ASSY-STARTER	233	65	CAP ASSY-OIL FILLER	111	11	DOWEL-WATER PUMP	210	49
<u>B</u>			CAP-CONNECTOR	223B	59	<u>E</u>		
			CAP-GOVERNOR	191	43	ELEMENT KIT-THERMO	160A	31
			BAIL ASSY-BALL	170	41	CARBURETOR ASSY	160A	31
BALL	233	65	CASE ASSY-GEAR	233	65	ENGINE ASSY-BARE	101	5
BAND ASSY-CAM	191	43	CHAIN-PTO	135	23	ENGINE ASSY-SHORT	101	5
BAND ASSY-CAM	191	43	CHAIN-TIMING CAMSHAFT	130	21	<u>F</u>		
BAR-ADJUSTING,ALTERNATOR	230	61	CHAMBER ASSY-CHOKE	160A	31	FAN-COOLING	210	49
BEARING,MAIN INTER	120	17	CHAMBER ASSY-DIRPHRAM	160A	31	FILTER	195	46
BEARING-BALL	120	18		160B	35	FILTER ASSY-OIL	150	27
	191	43	CLAMP	160A	32	FLOAT	160A	31
	231	63		164	37	FLYWHEEL ASSY	120	18
BEARING-CONNECTING ROD	120	17		223A	57	<u>G</u>		
BEARING-MAIN,CENTER	120	18	CLAMP-HIGH TENSION CABLE	223B	59	GASKET	111	11
BEARING-SPROKET PTO,DRIVEN	135	23		210	49		191	43
BELT-FAN	117	13	CLAMP-HOSE	118	15	GASKET KIT-ENGINE REPAIR	102	7
BLEED-MAIN AIR	160A	32		210	49	GASKET KIT-VALVE REGRIND	102	7
BLOCK ASSY-CYLINDER	110	9		223A	57	GASKET SET	160A	32
BODY COMPL-LOWER	170	41	CLIP	223B	59	GASKET-CONNECTOR,HEATER	210	49
BOLT	195	46		118	15	GASKET-CYLINDER HEAD	111	11
BOLT-CONNECTING ROD	120	17		160A	31	GASKET-FUEL PUMP	170	41
BOLT-CYLINDER HEAD	111	11		164	37	GASKET-LIQUID	110	9
BOLT-FIX,HOUGING THERMOSTAT	210	49	COLLAR	160A	31		135	23
BOLT-FIX,PULLEY CRANK	120	17		160B	35	GASKET-MANIFOLD	140	25
BOLT-FLYWHEEL	120	18	COLLET-VALVE	130	21	GASKET-OIL PUMP	150	27
BOLT-MAIN BEARING CAP	110	9	CONENECTOR ASSY	221	55	GASKET-ROCKER COVER	111	11
BOLT-SLINGER	111	11	CONNECTOR	210	49	GASKET-THERMOSTAT HOUSING	210	49
BOLT-THROUGH	231	63	CONNECTOR-3 WAY	223B	59	GASKET-VALVE	170	41
	233	65	CONNECTOR-ELBOW	170	41	GASKET-WATER INLET	210	49
BRACKET ASSY-FRONT	231	63	CONNECTOR-VACUUM	140	25	GASKET-WATER OUTLET	210	49
BRACKET ASSY-REAR	231	63	CONNECTOR-WATER	140	25	GASKET-WATER PUMP	210	49
BRACKET-ACCEL WIRE	160A	31		210	49	GASKET-WATER TEMPERATURE SENSOR	210	49
	160B	35	CONTROL ASSY-VACUUM	221	55	GAUGE ASSY-OIL LEVEL	110	9
BRACKET-HOSE CLAMP	223A	57	COVER	221	55	GAUGE-TEMPERATURE	210	50
	223B	59	COVER ASSY-REAR	233	65	GEAR	233	65
BRUSH SET	231	63	COVER ASSY-VAPORIZER	195	46	GEAR ASSY-CLUTCH	233	65
	233	65	COVER-FILTER	195	46	GEAR ASSY-INTERNAL	233	65
BUSH SET	110	9	COVER-FRONT	135	23	GEAR-RING	120	18
<u>C</u>			COVER-GOVERNOR	191	43	GLASS-BOWL	170	41
COVER ASSY-VALVE ROCKER	111	11	CRANKSHAFT ASSY	120	17	GOVERNOR ASSY-PNEUMATIC	191	43
CABLE SET-HIGH TENSION	220	53	<u>D</u>					
CABLE-HIGH TENSION,NO 1	220	53	DISTRIBUTOR ASSY	221	55			
CABLE-HIGH TENSION,NO 2	220	53	DOWEL	110	9			
CABLE-HIGH TENSION,NO 3	220	53		135	23			
CABLE-HIGH TENSION,NO 4	220	53						

ALPHABETICAL PART NAME INDEX

PART NAME	SEC.NO.	PAGE	PART NAME	SEC.NO.	PAGE	PART NAME	SEC.NO.	PAGE
<u>H</u>			MOTOR ASSY-STARTER 233 65			<u>R</u>		
HEAD ASSY-CYLINDER	111	11	<u>N</u>			RECTIFIRE ASSY	231	63
HOLDER	160A	32	NUT	160B	35	REGULATOR ASSY-IC	231	63
HORN-AIR, CARBURETOR	165	39	NUT-ADJUST SCREW	195	46	RELAY ASSY	253	69
HOSE-BLOWBY GAS	118	15	NUT-CAP	111	11	RETAINER ASSY-OIL SEAL, REAR	110	9
HOSE-FUEL	164	37	NUT-CONNECTING ROD	120	17	RETAINER-SPRING	160B	35
HOSE-VACUUM	160A	31	NUT-LOCK	140	25	RETAINER-VALVE SPRING	130	21
HOSE-VACUUM CONTROL	223A	57	NUT-PULLEY	231	63	RING SET-PISTON	120	17
	223B	59	NUT-SET	231	63	ROD COMPL-CONNECTING	120	17
HOSE-WATER	210	49	<u>O</u>			ROD-PUMP	160A	31
HOSE-WATER, BYPASS	210	49	OUTLET-WATER	210	49	ROD-PUSH	130	21
HOUSING-FLYWHEEL	135	23	<u>P</u>			ROTOR ASSY	231	63
HOUSING-SET	221	55	PACKING	233	65	ROTOR-HEAD	221	55
HOUSING-THERMOSTAT	210	49	PAN ASSY-OIL	110	9	<u>S</u>		
HOUSING-TIMING CHAIN	135	23	PICK UP KIT	221	55	SCREW	170	41
<u>I</u>			PIN-FLOAT	160A	31	SCREW & WASHER KIT	160B	35
IGNITION UNIT	221	55	PINION ASSY-ARMATURE	233	65	SCREW & WASHER KIT-A	160A	32
INLET-WATER	210	49	PIPE ASSY-HEATER, FEED	210	49	SCREW & WASHER KIT-B	160A	32
INSULATOR-CARB	160A	32	PIPE-RUBBER	160A	31	SCREW KIT	221	55
	160B	35	PISTON, W/PIN	120	17	SCREW SET	231	63
INSULATOR-GOVERNOR	191	43	PISTON-ACCEL	160A	31	SCREW-ADJUST	233	65
INSULATOR-PCV VALVE	118	15	PLATE-LOCATING, CAMSHAFT	130	21	SCREW-ADJUST, VALVE ROCKER	160B	35
<u>J</u>			PLATE-STOPPING	160A	31	SCREW-ADJUSTER	191	43
JET-MAIN	160A	32	PLUG	110	9	SCREW-IDLE ADJUST	160A	31
JET-SLOW	160A	32		195	46	SCREW-VALVE RETAINER	170	41
<u>L</u>			PLUG-BLIND	110	9	SEAL	160B	35
LABEL-NISSAN	111	11		210	49	SEAL KIT-O RING	195	46
LEVER SET-SHIFT	233	65	PLUG-DRAIN	110	9	SEAL-GOVERNOR	191	43
LEVER-1ST ADJUST	160A	31	PLUG-OIL HOLE	150	27	SEAL-O RING	160B	35
LEVER-OPENER	160A	31	PLUG-ROCKER SHAFT	130	21		165	39
	160B	35	PLUG-SPARK	220	53		170	41
LEVER-PUMP	160A	31	PLUG-TAPER	110	9		195	46
LEVER-THROTTLE	160A	31	PLUG-WATER PUMP	210	49		221	55
	160B	35	PLUG-WELCH	110	9	SEAL-OIL VALVE STEM	130	21
LIFTER-VALVE	130	21	PULLEY ASSY	231	63	SEAL-OIL, CRANKSHAFT FRONT	135	23
<u>M</u>			PULLEY-CRANKSHAFT	120	17	SEAL-OIL, CRANKSHAFT REAR	110	9
MANIFOLD ASSY-INTAKE	140	25	PULLEY-FAN & WATER PUMP	210	49	SEAT-VALVE	160B	35
MANIFOLD-EXHAUST	140	25	PUMP ASSY-FUEL	170	41	SEAT-VALVE SPRING, OUTER	130	21
METAL-REAR COVER	233	65	PUMP ASSY-OIL	150	27	SHAFT ASSY-CLUTCH GEAR	233	65
MIXER ASSY-LPG	160B	35	PUMP ASSY-WATER	210	49	SHAFT ASSY-OIL PUMP	150	27
						SHAFT ASSY-VALVE ROCKER	130	21
						SLEEVE	160A	31

ALPHABETICAL PART NAME INDEX

PART NAME	SEC.NO.	PAGE	PART NAME	SEC.NO.	PAGE	PART NAME	SEC.NO.	PAGE
SLINGER-ENGINE,FRONT	111	11	VALVE ASSY-OIL REGULATOR	150	27			
SLINGER-ENGINE,REAR	111	11	VALVE ASSY-RELIEF	150	27			
SPACER-AIR HORN	165	39	VALVE ASSY-SOLENOID,LPG	195	46			
SPACER-FAN	210	49	VALVE-EXHAUST	130	21			
SPACER-FUEL PUMP	170	41	VALVE-INTAKE	130	21			
SPACER-STARTER MOTOR	233	65	VALVE-NEEDLE	160A	31			
SPRING	195	46	VALVE-SOLENOID,ANTI DIESEL	160A	31			
SPRING SET-ELEMENT	170	41	VALVE-SOLENOID,MAIN CUT	160A	31			
SPRING-1ST DIAPHRAGM	195	46	VAPORIZER ASSY-LPG	195	46			
SPRING-CAM	160B	35	VENTURI-SMALL	160A	31			
SPRING-IDLE ADJUST SCREW	160A	31						
SPRING-INJECTOR	160A	31	<u>W</u>					
SPRING-OUTSIDE,VALVE ROCKER	130	21	WASHER	111	11			
SPRING-RETURN	160A	31						
	160B	35	WASHER-CAM SPROCKET	130	21			
SPRING-THROTTLE ADJUST SCREW	160A	32	WASHER-DRAIN PLUG	110	9			
	160B	35	WASHER-ROCKER SHAFT	130	21			
SPRING-THROTTLE RETURN	160A	31	WEDGE-CRANK PULLEY	120	17			
	160A	32	WEIGHT-INJECTOR PUMP	160A	31			
	160B	35	WIRE-CAM BAND	191	43			
SPRING-VACUUM LOCK DIAPHRAGM	195	46						
SPRING-VALVE	130	21	<u>Y</u>					
SPRING-VALVE ROCKER	130	21	YOKE ASSY	233	65			
SPROCKET-CAMSHAFT	130	21	YOKE-FIX,MANIFOLD	140	25			
SPROCKET-CRANKSHAFT	120	18						
SPROKET-PTO DRIVE	135	23						
SPROKET-PTO DRIVEN	135	23						
STATOR ASSY	231	63						
STOPPER	160B	35						
STOPPER SET-PINION	233	65						
STOPPER-CHOKE SPRING	160B	35						
STRAINER	160A	31						
STRAINER-OIL	150	27						
STUD	110	9						
STUD-OIL FILTER	150	27						
SWITCH ASSY-MAGNETIC	233	65						
SWITCH-OIL PRESSURE	110	9						
<u>T</u>								
TENSION ASSY-CHAINN	130	21						
THERMOSTAT ASSY	210	49						
TUBE ASSY-FUEL	164	37						
<u>V</u>								
VALVE ASSY	170	41						
VALVE ASSY-CONTROL BLOWBY	118	15						
VALVE ASSY-DELAY	223A	57						
	223B	59						

PART NO. INDEX

PART NUMBER INDEX

PART NO.	SEC.NO.	PAGE NO.	PART NO.	SEC.NO.	PAGE NO.	PART NO.	SEC.NO.	PAGE NO.	PART NO.	SEC.NO.	PAGE NO.	PART NO.	SEC.NO.	PAGE NO.	PART NO.	SEC.NO.	PAGE NO.
00000			76000410 ..	210	49	76000460 ..	120	18	76000510 ..	130	21	76000559 ..	160A	31	76000609 ..	195	46
			76000411 ..	110	9	76000461 ..	120	18	76000511 ..	130	21	76000560 ..	160B	35	76000610 ..	160A	31
			76000412 ..	110	9	76000462 ..	120	18	76000512 ..	130	21	76000561 ..	160B	35	76000611 ..	160B	35
76000369 ..	111	11	76000413 ..	110	9	76000463 ..	120	18	76000513 ..	130	21	76000562 ..	160A	32	76000612 ..	160B	35
76000370 ..	223B	59	76000414 ..	110	9	76000464 ..	110	9	76000514 ..	111	11	76000563 ..	160A	32	76000613 ..	160A	31
76000371 ..	223A	57	76000415 ..	110	9	76000465 ..	110	9	76000515 ..	111	11	76000564 ..	160A	32	76000614 ..	160A	31
	223B	59	76000416 ..	230	61	76000466 ..	110	9	76000516 ..	111	11	76000565 ..	160A	32	76000615 ..	160A	31
76000372 ..	164	37	76000430 ..	118	15	76000467 ..	120	17	76000517 ..	111	11	76000566 ..	160A	32	76000616 ..	160A	31
76000379 ..	210	49	76000417 ..	118	15	76000468 ..	120	17	76000518 ..	111	11	76000567 ..	160A	31	76000617 ..	160B	35
76000373 ..	210	49	76000418 ..	118	15	76000469 ..	120	17	76000519 ..	111	11	76000568 ..	160A	31	76000618 ..	160A	31
76000374 ..	117	13	76000419 ..	118	15	76000470 ..	120	18	76000520 ..	130	21	76000569 ..	160A	31	76000619 ..	160A	31
NO PART NO. ..	117	13	76000420 ..	120	17	76000471 ..	120	18	76000521 ..	135	23	76000570 ..	160A	31	76000620 ..	160A	31
			76000421 ..	120	17	76000472 ..	120	18	76000522 ..	135	23	76000571 ..	160A	31	76000621 ..	160A	31
			76000422 ..	120	17	76000473 ..	120	18	76000523 ..	135	23	76000572 ..	160B	35	76000622 ..	165	39
			76000423 ..	120	17	76000474 ..	120	18	76000524 ..	140	25	76000573 ..	160B	35	76000623 ..	160B	35
			76000424 ..	120	17	76000475 ..	120	18	76000525 ..	140	25	76000574 ..	160A	31	76000624 ..	160B	35
76000376 ..	111	11	76000425 ..	120	17	76000476 ..	120	18	76000526 ..	140	25	76000575 ..	160A	31	76000625 ..	160A	31
76000377 ..	111	11	76000426 ..	120	17	76000477 ..	135	23	76000527 ..	140	25	76000576 ..	160B	35	76000626 ..	160A	31
76000378 ..	102	7	76000427 ..	120	17	76000478 ..	135	23	76000528 ..	210	49	76000577 ..	195	46	76000627 ..	160A	31
76000380 ..	101	5	76000428 ..	120	17	76000479 ..	135	23	76000529 ..	210	49	76000578 ..	160B	35	76000628 ..	195	46
55555555 ..	101	5	76000429 ..	120	17	76000480 ..	135	23	76000530 ..	210	49	76000579 ..	160B	35	76000637 ..	160A	31
55555555 ..	101	5	76000431 ..	120	17	76000481 ..	135	23	76000531 ..	210	49	76000580 ..	160B	35	76000638 ..	160B	35
76000384 ..	110	9	76000432 ..	120	17	76000482 ..	135	23	76000532 ..	210	49	76000581 ..	160B	35	76000639 ..	160A	31
76000385 ..	110	9	76000433 ..	120	17	76000483 ..	135	23	76000533 ..	210	49	76000582 ..	160B	35	76000629 ..	195	46
76000386 ..	110	9	76000434 ..	120	17	76000484 ..	135	23	76000534 ..	210	49	76000583 ..	160A	31	76000630 ..	195	46
76000387 ..	110	9	76000435 ..	120	17	76000485 ..	130	21	76000535 ..	210	49	76000584 ..	160A	32	76000631 ..	160B	35
76000388 ..	210	49	76000436 ..	120	17	76000486 ..	110	9	76000536 ..	210	49	76000585 ..	160B	35	76000632 ..	160B	35
76000389 ..	110	9	76000437 ..	120	17	76000487 ..	130	21	76000537 ..	140	25	76000586 ..	160A	31	76000633 ..	160B	35
76000390 ..	110	9	76000438 ..	120	17	76000488 ..	130	21	76000538 ..	210	49	76000587 ..	160A	31	76000634 ..	160B	35
76000391 ..	110	9	76000439 ..	120	17	76000490 ..	120	18	76000539 ..	210	49	76000588 ..	160A	31	76000635 ..	195	46
76000392 ..	110	9	76000440 ..	120	17	76000491 ..	130	21	76000540 ..	210	49	76000589 ..	160A	31	76000636 ..	160A	31
76000393 ..	110	9	76000441 ..	120	17	76000492 ..	130	21	76000541 ..	140	25	76000590 ..	195	46	76000640 ..	170	41
76000394 ..	111	11	76000442 ..	120	17	76000493 ..	130	21	76000542 ..	160B	35	76000591 ..	160A	31	76000641 ..	170	41
76000395 ..	111	11	76000443 ..	120	17	76000494 ..	135	23	76000543 ..	140	25	76000592 ..	160A	31	76000642 ..	170	41
76000396 ..	102	7	76000444 ..	120	17	76000495 ..	210	49	76000544 ..	223A	57	76000593 ..	160A	31	76000643 ..	170	41
76000397 ..	111	11	76000445 ..	120	17	76000496 ..	130	21		223B	59	76000594 ..	160A	31	76000644 ..	160B	35
76000398 ..	110	9	76000446 ..	120	17	76000497 ..	130	21	76000545 ..	223B	59	76000595 ..	160A	31	76000645 ..	160B	35
	135	23	76000447 ..	120	17	76000498 ..	130	21	76000546 ..	150	27	76000596 ..	160B	35	76000646 ..	160B	35
	210	49	76000448 ..	120	17	76000499 ..	130	21	76000547 ..	150	27	76000597 ..	160B	35	76000647 ..	170	41
76000399 ..	110	9	76000449 ..	120	17	76000500 ..	130	21	76000548 ..	150	27	76000598 ..	160A	32	76000648 ..	170	41
76000400 ..	111	11	76000450 ..	120	17	76000501 ..	130	21	76000549 ..	150	27	76000599 ..	195	46	76000649 ..	210	49
76000401 ..	111	11	76000451 ..	120	17	76000502 ..	130	21	76000550 ..	150	27	76000600 ..	160A	31	76000650 ..	210	49
NO PART NO. ..	210	49	76000452 ..	120	17	76000503 ..	130	21	NO PART NO. ..	150	27	76000601 ..	160B	35	76000651 ..	118	15
76000403 ..	210	49	76000453 ..	120	17	76000504 ..	130	21	76000552 ..	150	27	76000602 ..	191	43	76000652 ..	118	15
76000404 ..	210	49	76000454 ..	120	17	76000505 ..	130	21	76000553 ..	150	27	76000603 ..	160B	35	76000653 ..	118	15
76000405 ..	210	49	76000455 ..	120	17	76000506 ..	130	21	76000554 ..	150	27	76000604 ..	160A	32	76000654 ..	170	41
76000406 ..	210	49	76000456 ..	120	17	76000507 ..	130	21	76000555 ..	111	11	76000605 ..	160A	32	76000655 ..	160A	32
76000407 ..	210	49	76000457 ..	120	17	76000508 ..	130	21	76000556 ..	160B	35	76000606 ..	160B	35	76000656 ..	160A	32
76000408 ..	210	49	76000458 ..	120	18	76000509 ..	130	21	76000557 ..	160A	31	76000607 ..	160A	32	76000657 ..	160B	35
76000409 ..	150	27	76000459 ..	120	18				76000558 ..	160A	31	76000608 ..	160A	31	76000658 ..	195	46

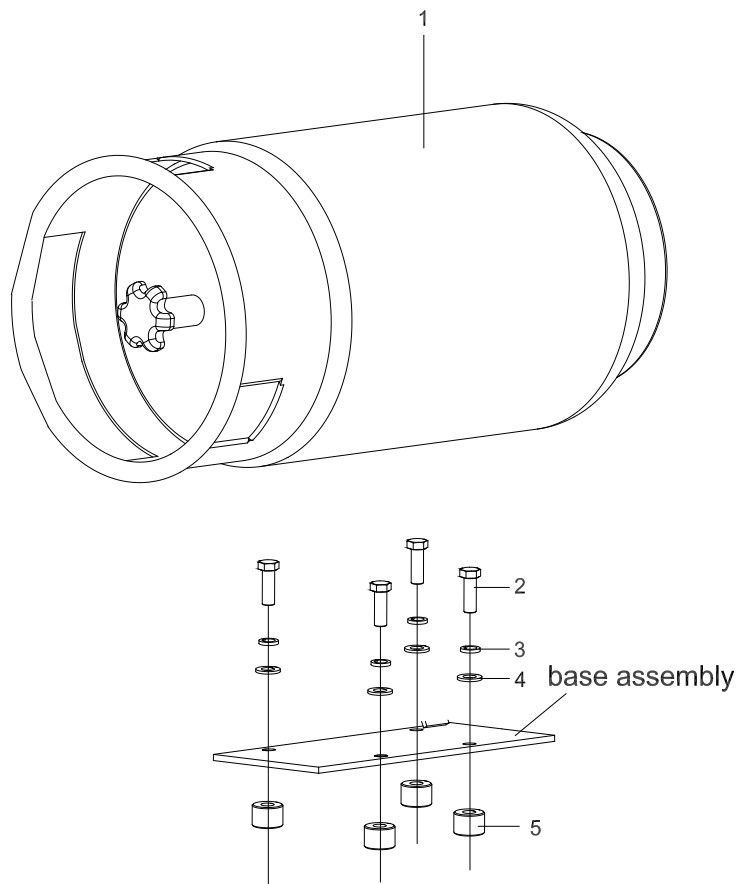
1.5T-3.5T NISSAN FUEL SYSTEM

ITEM	DESCRIPTION	SERIAL NO.	PAGE
FIG.1	LPG BRACKET BASE AND TANK	ALL MODELS OF TRUCK	12-1
FIG.1	LPG FIXED BRACKET ASSY-FABRIC STRAP	1.5T-3.5T LPG FORKLIFT TRUCK	12-2
FIG.1-1	LPG BRACKET ASSY-METAL STRAP- US	2.0T-3.5T OPTIONAL≥07-20-2012	12-3
FIG.1-2	LPG BRACKET ASSY-METAL STRAP-US	2.0T-3.5T OPTIONAL≥07-20-2012	12-4
FIG.1-3	LPG BACK ROTATED BRACKET FABRIC STRAP	1.5T-3.5T OPTIONAL	12-5
FIG.1-4	LPG BACK ROTATED BRACKET METAL STRAP	1.5T-3.5T OPTIONAL	12-7
FIG.1-5	LPG BACK ROLLING-OVER BRACKET FABRIC STRAP	1.5T-3.5T OPTIONAL≥07-20-2012	12-9
FIG.1-6	LPG BACK ROLLING-OVER BRACKET METAL STRAP	1.5T-3.5T OPTIONAL≥07-20-2012	12-11
FIG.2	CONNECTION LINE	NISSAN OPTION ONLY	12-12
FIG.3	BULKHEAD	NISSAN OPTION ONLY	12-13
FIG.4	DFK8634A SOLENOID VALVE	NISSAN-DUEL FUEL OPTION ONLY	12-14
FIG.5	LPG FUEL SYSTEM-≤ 07-19-2012	NISSAN OPTION ONLY	12-15
FIG.5-1	LPG FUEL SYSTEM-≥ 07-20-2012≤06-15-2015	NISSAN OPTION ONLY	12-16
FIG.5-2	LPG FUEL SYSTEM->06-15-2015	NISSAN OPTION ONLY	12-18

ITEM	DESCRIPTION	SERIAL NO.	PAGE
FIG.6	FILTER LOCK-REGULATOR ASSY-≤ 07-19-2012	NISSAN OPTION ONLY	12-21
FIG.6-1	FILTER LOCK-REGULATOR ASSY-≥ 07-20-2012≤06-15-2015	NISSAN OPTION ONLY	12-23
FIG.6-2	FILTER LOCK-REGULATOR ASSY->06-15-2015	NISSAN OPTION ONLY	12-25
FIG.7	SINGLE FUEL MIXER ATTACHMENT	NISSAN-LPG OPTION ONLY	12-27
FIG.8	DUAL FUEL MIXER ATTACHMENT-≤06-15-2015	NISSAN-DUEL FUEL OPTION ONLY	12-28
FIG.8-1	DUAL FUEL MIXER ATTACHMENT->06-15-2015	NISSAN-DUEL FUEL OPTION ONLY	12-29
FIG.9	FILTER LOCK	NISSAN OPTION ONLY	12-30
FIG.10	REGULATOR ASSY	NISSAN OPTION ONLY	12-32

FIG.I LPG BRACKET BASE AND TANK

1.5T-3.5T LPG FORKLIFT TRUCK



ITEM	PART NO.	DESCRIPTION	QTY	REMARKS OR SERIAL NO.
1	66003498	TANK	1	1.5T-1.8T
1	66003499	TANK	1	2.0T-3.5T
2	66001211	BOLT M12X25	4	
3	66000067	WASHER 12	4	
4	66000165	WASHER 12	4	
5	66011291	GROMMET	4	

FIG.1 LPG FIXED BRACKET ASSY
FABRIC STRAP

1.5T-3.5T LPG FORKLIFT TRUCK

ITEM	PART NO.	DESCRIPTION	QTY	REMARKS OR SERIAL NO.
A1	66301228	FIXED BRACKET-FABRIC STRAP ASSY	1	INC:1-6
1	66003549	BRACKET ASSY	1	FABRIC STRAP
1-1	66000129	BOLT M12X30	2	≥04-20-2013
1-2	66000067	WASHER 12	2	≥04-20-2013
1-3	66000165	WASHER 12	2	≥04-20-2013
1-4	66011253	NUT M12	2	≥04-20-2013
1-5	NO PART NO.	BRACKET WLDMT	1	1.5T-3.5T, ≤ 04-20-2013 WELD ASSY
1-5	66011300	BRACKET WLDMT	1	1.5T-3.5T, ≥ 04-20-2013
1-6	66004425	BRACKET	1	
2	66003550	FRONT STRAP	2	
3	66003551	REAR STRAP	2	
4	66003548	PAD I	2	
5	66000067	WASHER 12	4	
6	66001211	BOLT M12X25	4	

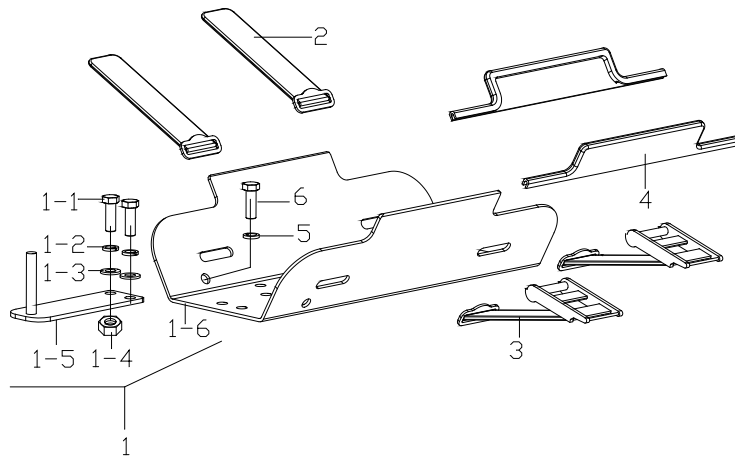
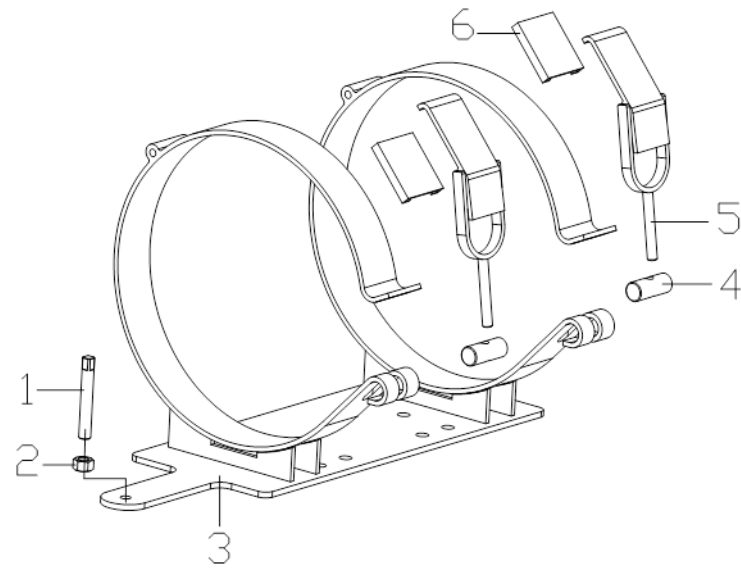


FIG.1-1 LPG BRACKET ASSY
METAL STRAP-U.S.

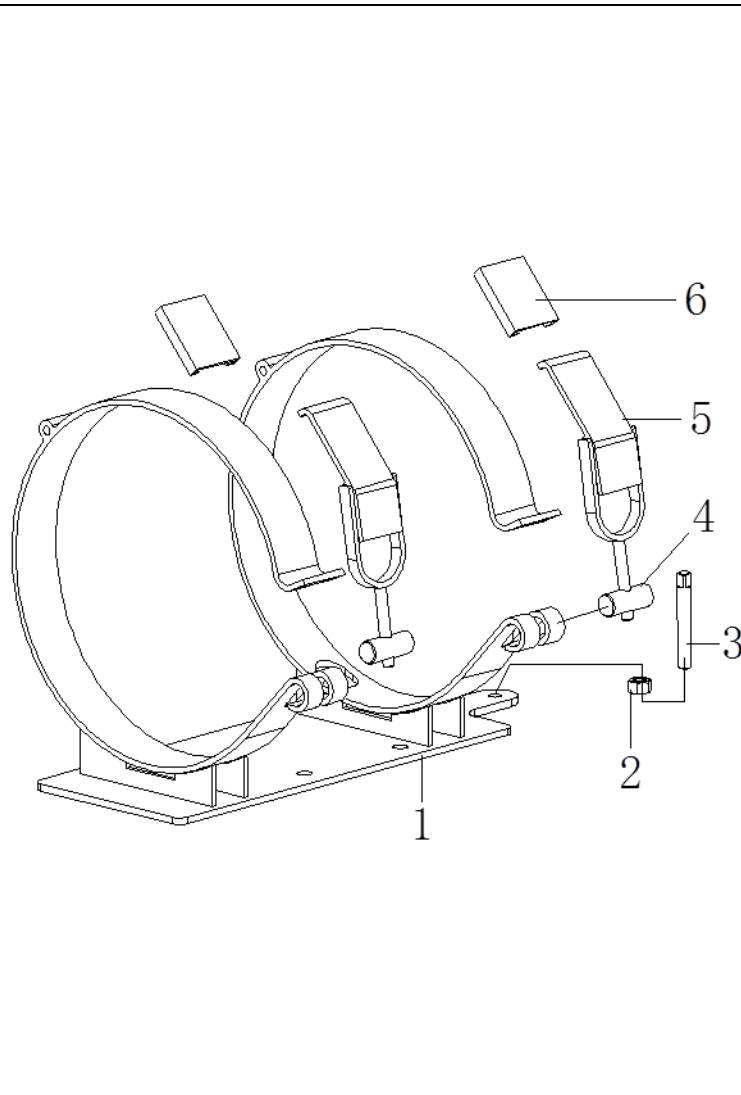
2.0T-3.5T U.S.-OPTIONAL
≥ 07-20-2012



ITEM	PART NO.	DESCRIPTION	QTY	REMARKS OR SERIAL NO.
A1	66011293	LPG TANK BRACKET ASSY	1	INC:1-6 LPG PORT ON THE LEFT
1	66011296	PIN	1	
2	66009017	NUT M12	1	
3	66011297	BRACKET WLDMT	1	
4	66011277	PIN	2	
5	66011305	BUCKLE ASSY	2	
6	66011637	SPACER	10	

FIG.1-2 LPG BRACKET ASSY
METAL STRAP-U.S.

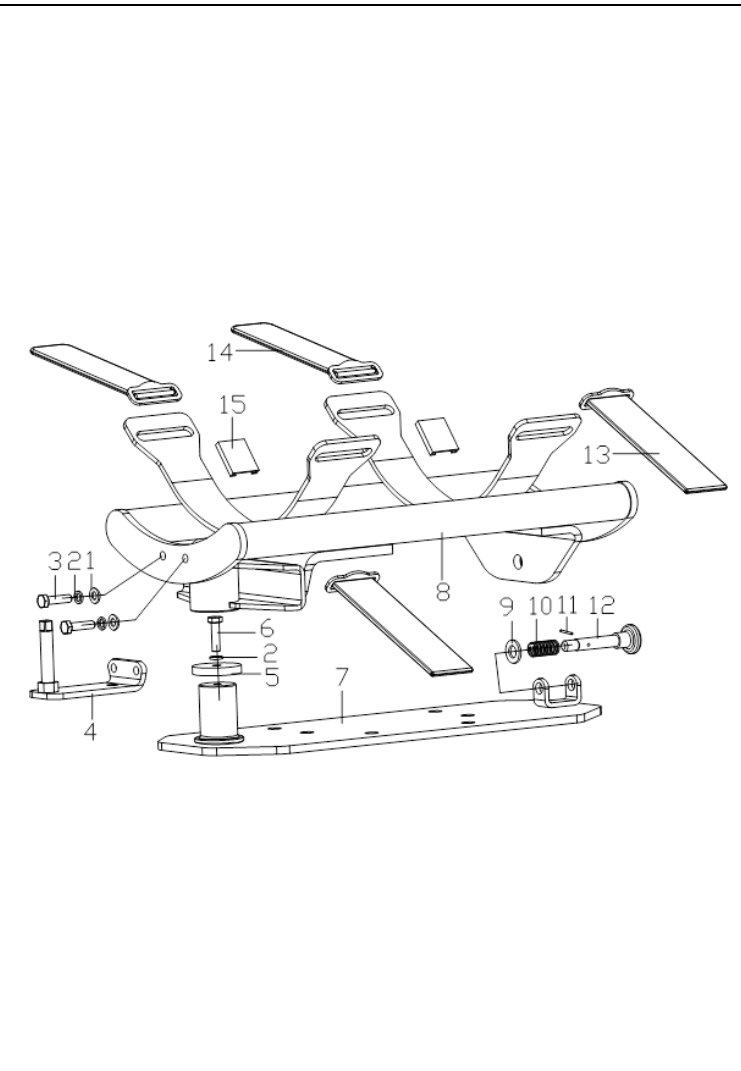
2.0T-3.5T U.S.-OPTIONAL
≥ 2012-07-20



ITEM	PART NO.	DESCRIPTION	QTY	REMARKS OR SERIAL NO.
A1	66010283	KIT-LPG TANK BRACKET(METAL)	1	INC:1-6 LPG PORT ON THE RIGHT
1	66011275	BRACKET WLDMT	1	LPG PORT ON THE RIGHT
2	66009017	NUT M12	1	
3	66011296	ROD	1	
4	66011277	PIN	2	
5	66011305	BUCKLE ASSY	2	
6	66011637	SPACER	10	

FIG.1-3 LPG BACK ROTATED BRACKET
FABRIC STRAP

1.5T-3.5T NON-U.S. OPTIONAL



ITEM	PART NO.	DESCRIPTION	QTY	REMARKS OR SERIAL NO.
A1	66011280	LPG TANK BRACKET ASSY	1	INC:1-15
1	66000163	WASHER 8	2	
2	66000065	WASHER 8	3	
3	66000118	BOLT M8X25	2	
4	66011284	BRACKET WLDMT	1	
5	66011281	SPACER	1	
6	66000119	BOLT M8X30	2	
7	66011283	BRACKET WLDMT	1	
8	66011282	BRACKET WLDMT	1	
9	66000165	WASHER 12	1	
10	66011317	SPRING	1	
11	66011256	PIN 2X20	1	
12	66011318	PIN	1	
13	66003551	REAR STRAP	2	
14	66003550	FRONT STRAP	2	

FIG.1-3 LPG BACK ROTATED BRACKET
FABRIC STRAP

1.5T-3.5T NON-U.S. OPTIONAL

ITEM	PART NO.	DESCRIPTION	QTY	REMARKS OR SERIAL NO.
15	66011637	SPACER	4	

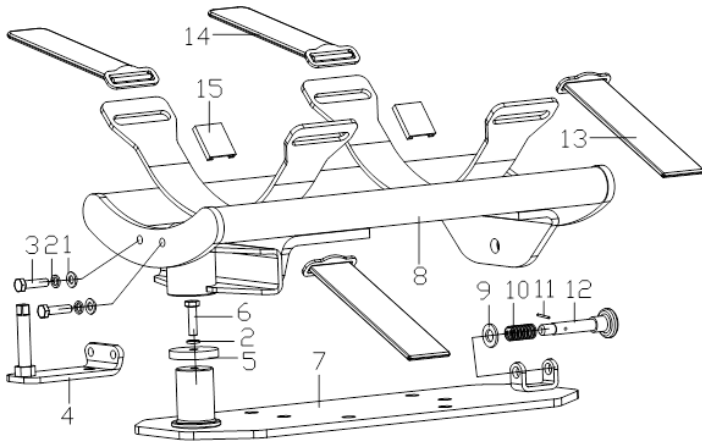
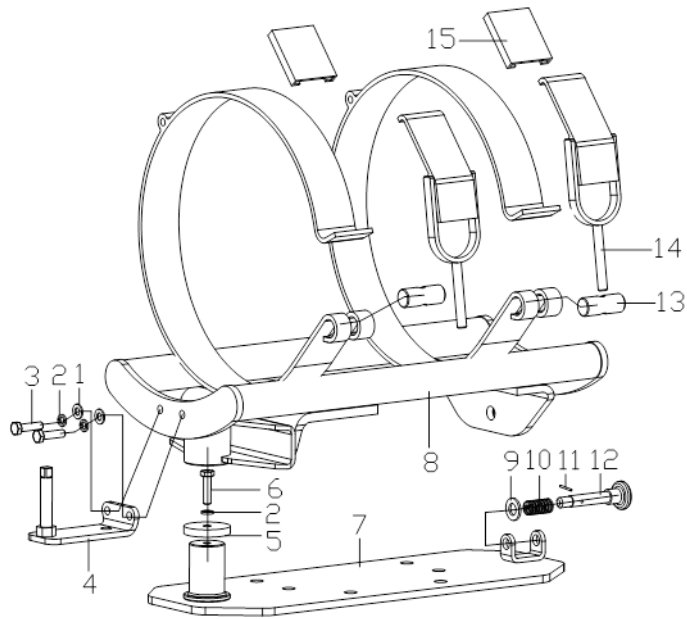


FIG.1-4 LPG BACK ROTATED BRACKET
METAL STRAP

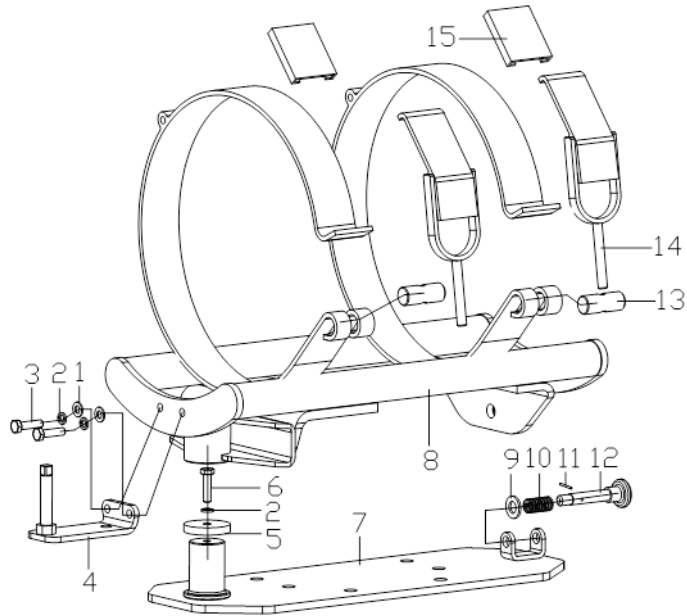
1.5T-3.5T U.S.-OPTIONAL



ITEM	PART NO.	DESCRIPTION	QTY	REMARKS OR SERIAL NO.
A1	66011294	LPG TANK BRACKET ASSY	1	INC:1-15
1	66000163	WASHER 8	2	
2	66000065	WASHER 8	3	
3	66000118	BOLT M8X25	2	
4	66011302	BRACKET	1	
5	66011281	SPACER	1	
6	66000119	BOLT M8X30	2	
7	66011283	BRACKET WLDMT	1	
8	66011298	BRACKET WLDMT	1	
9	66000165	WASHER 12	1	
10	66011317	SPRING	1	
11	66011256	PIN 2X20	1	
12	66011318	PIN	1	
13	66011277	PIN	2	
14	66011305	BUCKLE ASSY	2	

FIG.1-4 LPG BACK ROTATED BRACKET
METAL STRAP

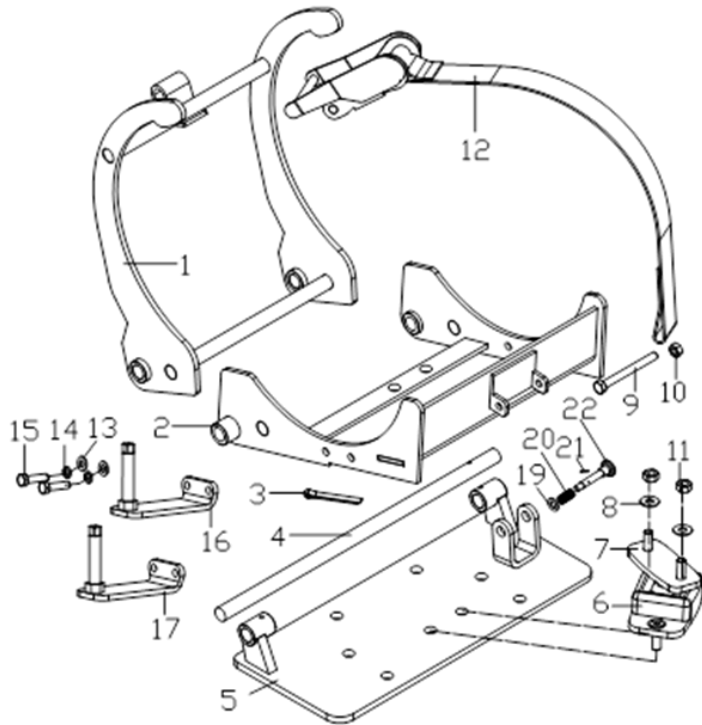
1.5T-3.5T U.S.-OPTIONAL



ITEM	PART NO.	DESCRIPTION	QTY	REMARKS OR SERIAL NO.
15	66011637	SPACER	4	

FIG.1-5 LPG BACK ROLLING-OVER BRACKET
FABRIC STRAP

1.5T-3.5T NON-U.S. OPTIONAL
≥ 07-20-2012

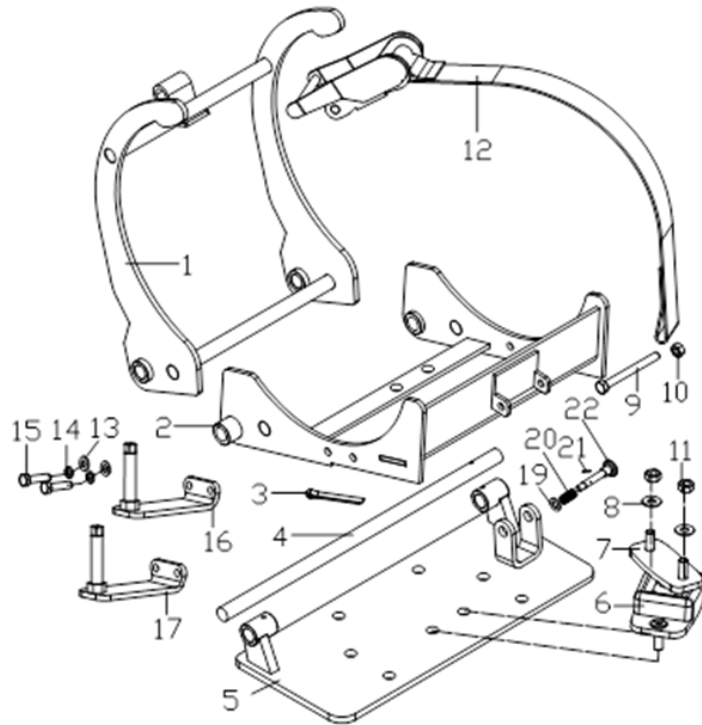


ITEM	PART NO.	DESCRIPTION	QTY	REMARKS OR SERIAL NO.
A1	66011295	LPG TANK BRACKET ASSY	1	INC:1-17
1	66300641	BRACKET WLDMT-LPG TANK	1	
2	66300640	BRACKET WLDMT-LPG TANK	1	
3	66004515	PIN 5X 40	1	
4	66011264	SHAFT-ROD Ø16X415	1	
5	66300639	BRACKET WLDMT-LPG TANK	1	
6	66011265	LOCK ASSY	1	
7	66011254	SCREW M6X 20	4	
8	66001064	WASHER 6	4	
9	66011259	BOLT M8X75	1	
10	66000098	NUT M8	1	
11	66011260	NUT M6	4	
12	66011262	STRAP-LPG	1	
13	66000163	WASHER 8	2	
14	66000065	WASHER 8	3	

FIG.1-5 LPG BACK ROLLING-OVER BRACKET
FABRIC STRAP

1.5T-3.5T NON-U.S. OPTIONAL

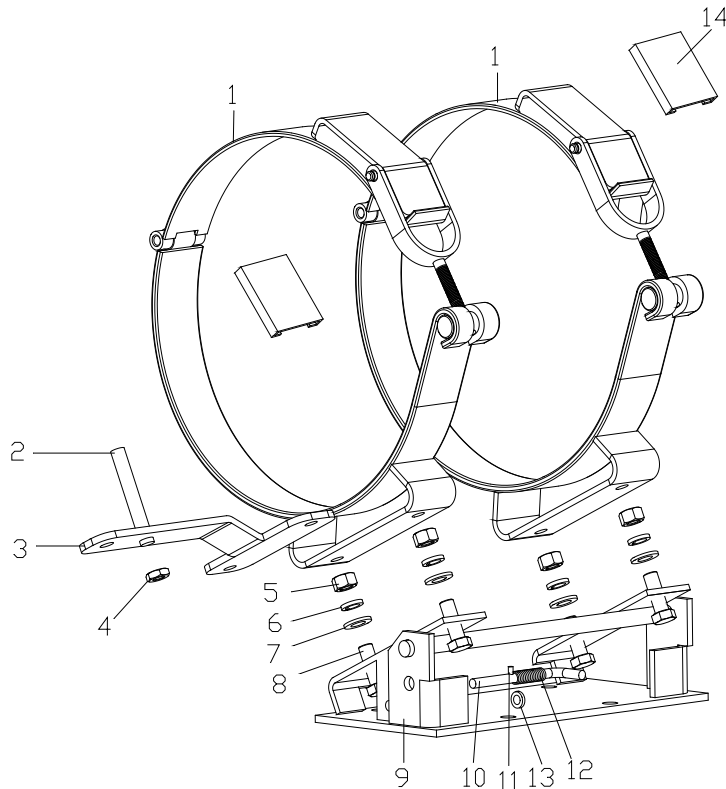
≥ 07-20-2012



ITEM	PART NO.	DESCRIPTION	QTY	REMARKS OR SERIAL NO.
15	66000118	BOLT M8X25	2	
16	66011303	BRACKET WLDMT	1	1.5T-1.8T
17	66011304	BRACKET WLDMT	1	2.0T-3.5T
19	66000165	WASHER 12	1	2.0T-3.5T
20	66011317	SPRING	1	2.0T-3.5T
21	66011256	PIN 2X20	1	2.0T-3.5T
22	66011318	TOGGLE PIN	1	2.0T-3.5T

FIG.1-6 LPG BACK ROLLING-OVER BRACKET
METAL STRAP

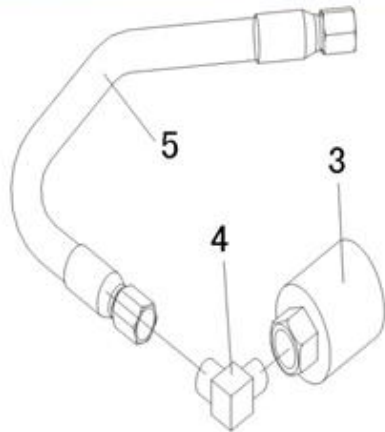
1.5T-3.5T U.S.-OPTIONAL
≥ 07-20-2012



ITEM	PART NO.	DESCRIPTION	QTY	REMARKS OR SERIAL NO.
A1	66011266	LPG TANK BRACKET ASSY	1	INC:1-14
1	66011269	METAL STRAPS	2	
2	66011296	ROD	1	
3	66011267	BRACKET WLDMT	1	
4	66009017	NUT M12	1	
5	66005773	NUT M10	4	
6	66000066	WASHER 10	4	
7	66000164	WASHER 10	4	
8	66000125	BOLT M10X30	4	
9	66011268	BRACKET WLDMT	1	
10	66010013	PIN	1	
11	66011256	PIN 2X20	1	
12	66011317	SPRING	1	
13	66000165	WASHER 12	1	
14	66011637	SPACER	10	

FIG.2 FUEL LINE

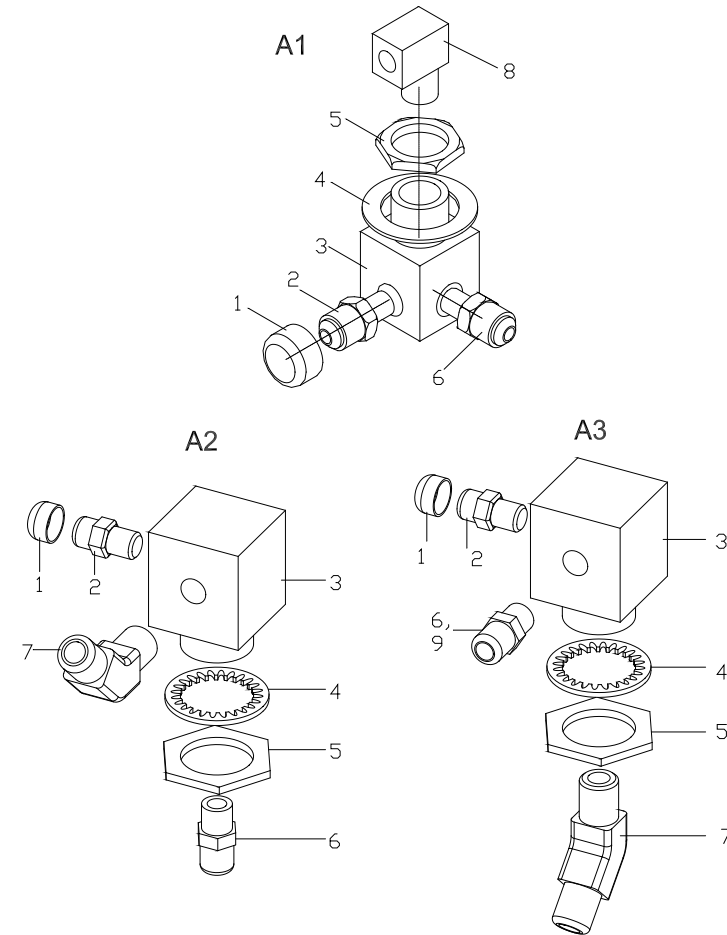
NISSAN OPTION ONLY



ITEM	PART NO.	DESCRIPTION	QTY	REMARKS OR SERIAL NO.
1	66011292	BRACKET-FUEL HOSE HOLDER	1	
2	66011251	QUICK DISCONNECT COUPLING	1	CONNECT LPG
A1	66003542	FUEL LINE ASSY	1	INC:3-5 CE-FOR EUROPEAN ECONOMIC AREA ≤06-15-2015
A1	66301251	FUEL LINE ASSY		INC:3-5 CE-FOR EUROPEAN ECONOMIC AREA >06-15-2015
A1	66009076	FUEL LINE ASSY	1	INC:3-5 AUSTRALIAN COMPLIANCE
3	66000743	QUICK DISCONNECT COUPLING	1	
4	66003544	CONVERSION FITTING	1	
5	66003543	LPG HOSE ASSY	1	INC:3-5 CE-FOR EUROPEAN ECONOMIC AREA ≤06-15-2015
5	66301252	LPG HOSE ASSY	1	INC:3-5 CE-FOR EUROPEAN ECONOMIC AREA >06-15-2015
5	66009077	LPG HOSE ASSY	1	INC:3-5 AUSTRALIAN COMPLIANCE

FIG.3 BULKHEAD


NISSAN OPTION ONLY



ITEM	PART NO.	DESCRIPTION	QTY	REMARKS OR SERIAL NO.
A1	66003535	BULKHEAD	1	≤07-20-2012 INC:1-6,8
A2	66009125	BULKHEAD	1	≤07-20-2012 INC:1-7
A3	66009075	BULKHEAD	1	≥07-20-2012≤06-15-2015 INC:1-7
A3	66301192	BULKHEAD	1	>06-15-2015
1	66009127	CAP-RUBBER COVER	1	
2	66003537	HYDROSTATIC RELIEF VALVE	1	
3	66003536	BULKHEAD FITTING	1	
4	66003538	LOCK WASHER	1	
5	66003539	NUT	1	
6	66003541	BULKHEAD FITTING	1	INLET ≤06-15-2015
7	66009126	BULKHEAD FITTING	1	OUTLET
8	66003540	BULKHEAD FITTING	1	OUTLET
9	66301127	BULKHEAD FITTING	1	INLET >06-15-2015

FIG.4 DFK8634A SOLENOID VALVE

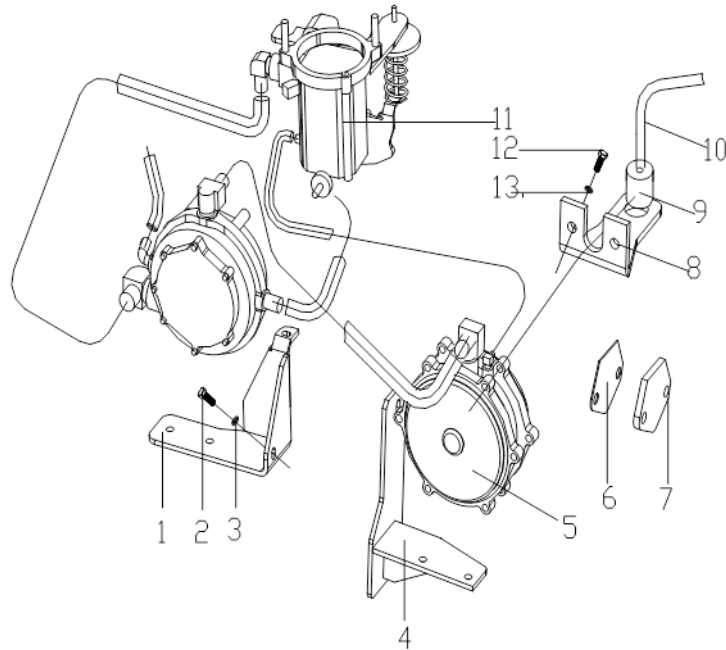
DUEL FUEL OPTION



ITEM	PART NO.	DESCRIPTION	QTY	REMARKS OR SERIAL NO.
A1	66011288	SOLENOID VALVE ASSM.	1	INC:13-16
13	66009687	SOLENOID VALVE	1	
14	66011286	FITTING-SOLENOID INLET	1	
15	66011287	FITTING-SOLENOID OUTLET	1	
16	66009115	FITTING-CONVERSION	1	

FIG.5 LPG FUEL SYSTEM ≤ 07-19-2012

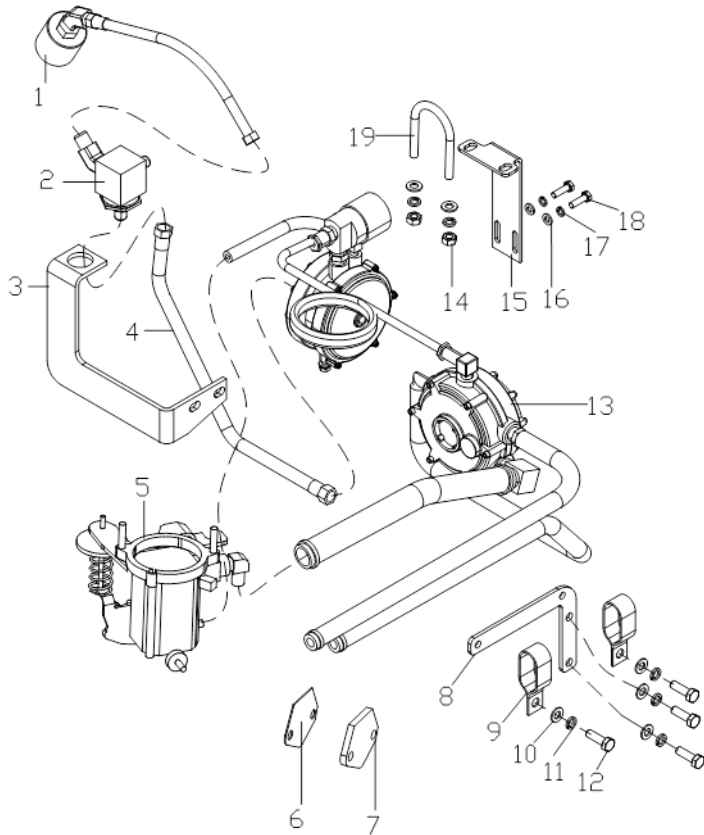
NISSAN OPTION ONLY



ITEM	PART NO.	DESCRIPTION	QTY	REMARKS OR SERIAL NO.
1	66003546	BRACKE- REGULATOR	1	
2	66000109	BOLT M6X12	1	
3	66000064	WASHER 6	1	
4	66003547	BRACKET-FILTER LOCK	1	
5	66003533	FILTER LOCK-REGULATOR ASSY	1	SEE FIG.6
-	66003508	FILTER LOCK-REGULATOR ASSY	1	SEE FIG.6
6	66003506	GASKET	1	
7	66003507	COVER	1	
8	66003500	BRACKET	1	
9	66003535	BULKHEAD	1	SEE FIG.3
10	66003542	FUEL LINE ASSY	1	SEE FIG.2
11	66003534	MIXER	1	SINGLE SEE FIG.7
-	66003509	MIXER	1	DUAL SEE FIG.8
12	66000114	BOLT M8X15	2	
13	66000065	WASHER 8	2	

FIG.5-1 LPG FUEL SYSTEM
 ≥07-20-2012 ≤06-15-2015

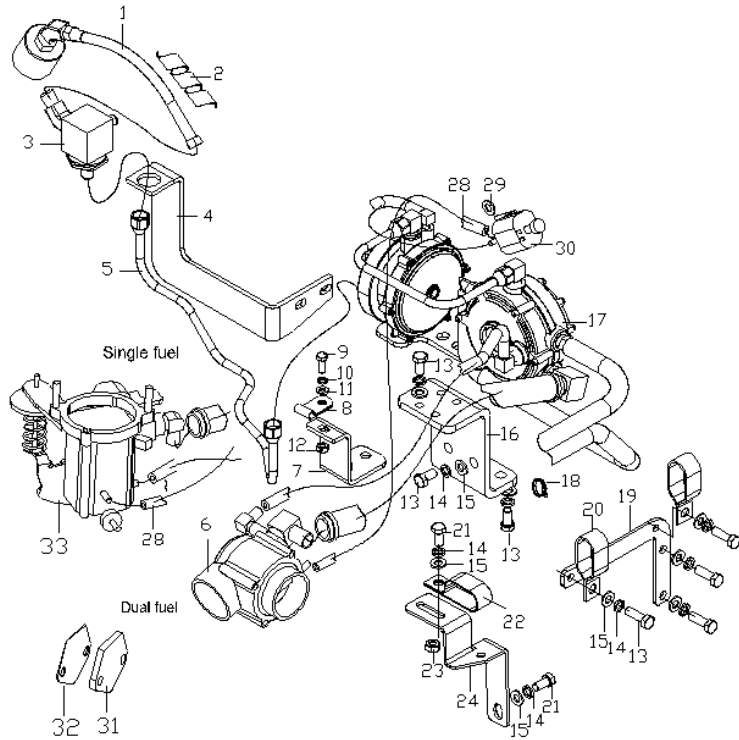
NISSAN OPTION ONLY



ITEM	PART NO.	DESCRIPTION	QTY	REMARKS OR SERIAL NO.
1	66009076	FUEL LINE ASSY	1	SEE FIG.2
2	66009075	BULKHEAD	1	SEE FIG.3
3	66009058	BRACKET	1	
4	66009078	HOSE	1	
5	66003534	MIXER	1	SINGLE SEE FIG.7
5	66003509	MIXER ASSY	1	DUAL SEE FIG.8
6	66003506	GASKET	1	SINGLE
7	66003507	COVER	1	SINGLE
8	66009059	BRACKET	1	
9	66002688	CLAMP	2	
10	66000065	WASHER 8	4	
11	66000163	WASHER 8	4	
12	66000116	BOLT M8X18	4	
13	NO PART NO.	FILTER LOCK-REGULATOR ASSY	1	SEE FIG.6-1
14	66000146	NUT M8	2	

FIG.5-2 LPG FUEL SYSTEM > 06-15-2015

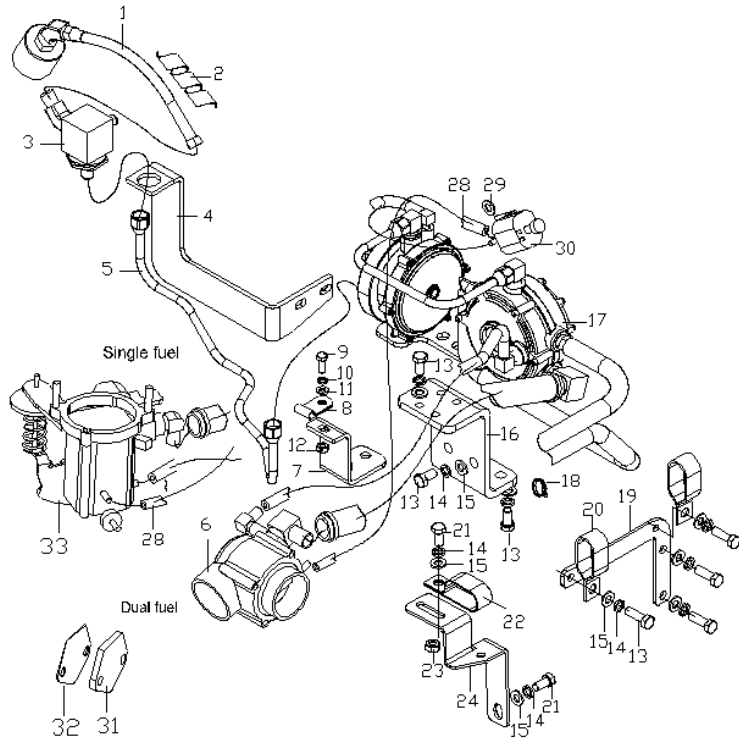
NISSAN OPTION ONLY



ITEM	PART NO.	DESCRIPTION	QTY	REMARKS OR SERIAL NO.
1	NO PART NO.	FUEL LINE ASSY	1	SEE FIG.2
1	66009076	FUEL LINE ASSY	1	SEE FIG.2 AUSTRALIAN COMPLIANCE
2	66301191	HOSE GUARD	2	
3	66301192	BULKHEAD	1	SEE FIG.3
4	66009058	BRACKET	1	
5	66301193	TUBE ASSY	1	
6	66301209	MIXER	1	DUAL SEE FIG.8-1
7	66301205	BRACKET	1	
8	66301216	CLAMP	1	
9	66000110	BOLT M6X16	1	
10	66000064	WASHER 6	1	
11	66001064	WASHER 6	1	
12	66000145	NUT M6	1	
13	66000116	BOLT M8X18	5	
14	66000065	WASHER 8	14	

FIG.5-2 LPG FUEL SYSTEM >06-15-2015

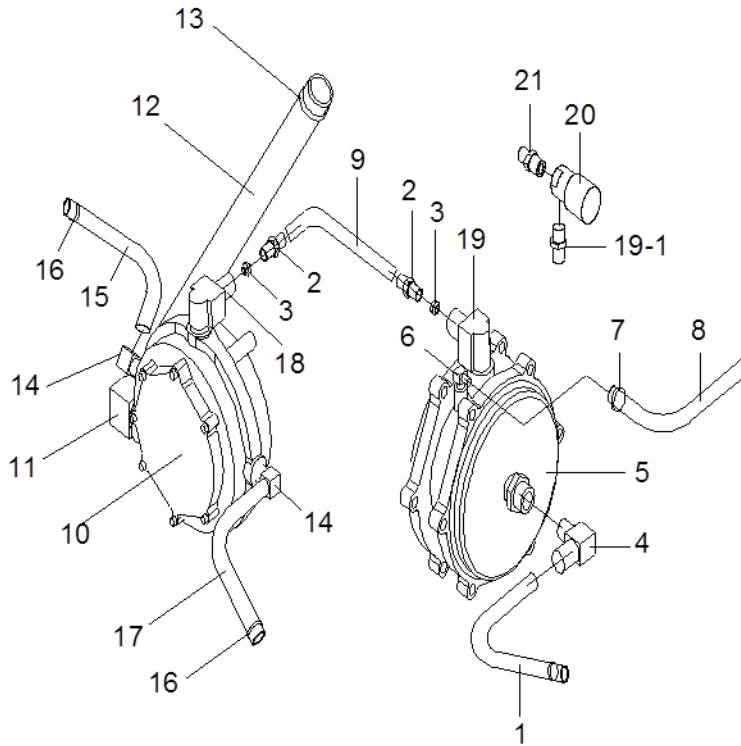
NISSAN OPTION ONLY



ITEM	PART NO.	DESCRIPTION	QTY	REMARKS OR SERIAL NO.
15	66000163	WASHER	14	
16	66301206	BRACKET	1	
17	66301194	REGULATOR	1	SEE FIG.6-2
18	66012019	CLAMP	3	
19	66009059	BRACKET	1	
20	66002688	CLAMP	2	
21	66000116	BOLT M8X18	2	
22	66000373	CLAMP	1	
23	66000146	NUT M8	1	
24	66301207	BRACKET	1	
25-27	NOT ON THIS TRUCK			
28	66301211	HOSE	1	DUAL
29	66301217	WASHER M5	1	DUAL
30	66301210	SOLENOID VALVE	1	DUAL
31	66003506	GASKET	1	LPG

FIG.6 FILTER LOCK-REGULATOR ASSY
 ≤ 07-19-2012

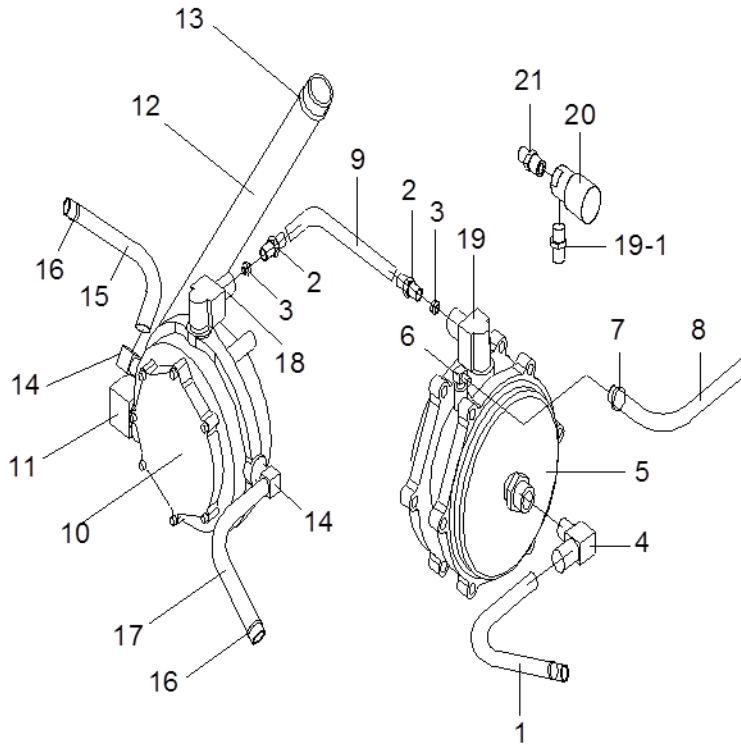
NISSAN OPTION ONLY



ITEM	PART NO.	DESCRIPTION	QTY	REMARKS OR SERIAL NO.
A1	66003533	FILTER LOCK-REGULATOR ASSY	1	SINGLE
A2	66003508	FILTER LOCK-REGULATOR ASSY	1	DUAL
1	66003475	HOSE-OUTLET	1	
2	66009630	NUT	2	
3	66009629	FERRULE	2	
4	66003474	BULKHEAD OUTLET-FITTING	1	
5	66003477	LOCK OFF-LPG	1	SEE FIG.9
6	66003478	VACUUM FITTING	1	
7	66009632	CLAMP	1	
8	66003491	HOSE-VACUUM	1	
9	66009690	HOSE-INLET	1	
10	66003480	REGULATOR	1	SEE FIG.10
11	66003483	LPG OUTLET FITTING	1	
12	66003484	HOSE-LPG INLET	1	
13	66003485	CLAMP	2	

FIG.6 FILTER LOCK-REGULATOR ASSY
 ≤ 07-19-2012

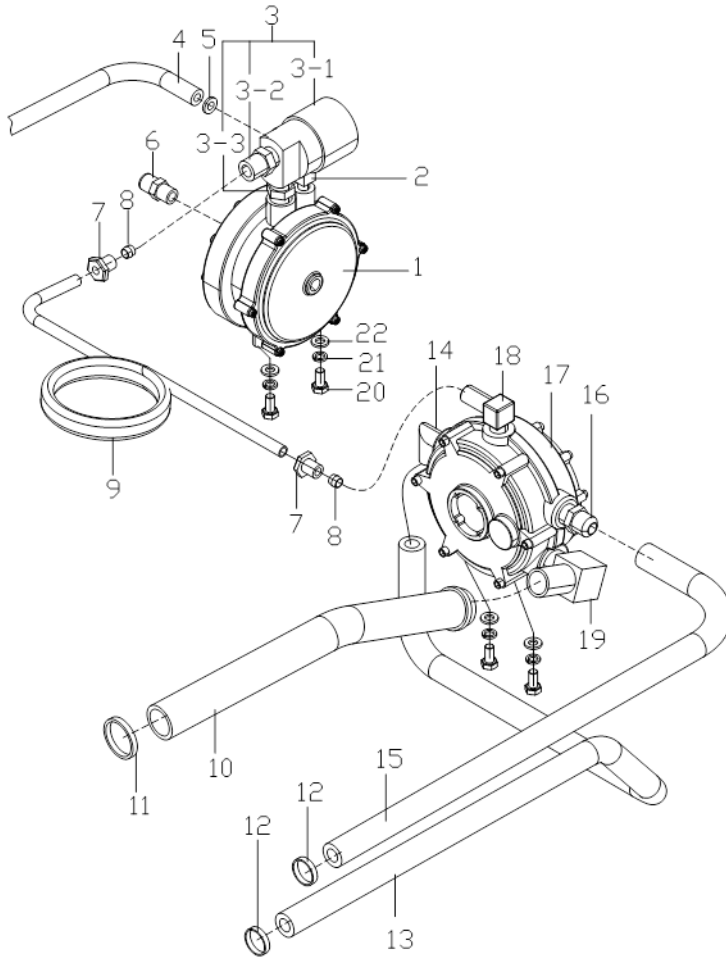
NISSAN OPTION ONLY



ITEM	PART NO.	DESCRIPTION	QTY	REMARKS OR SERIAL NO.
14	66009628	90° FITTING	2	
15	66003481	HOSE-WATER RETURN	1	
16	66003482	CLAMP-WATER HOSE	1	
17	66003487	HOSE-WATER SUPPLY	2	
18	66009633	FITTING-LPG INLET	1	
19	66009633	FITTING-LPG INLET	1	
19-1	66009689	FITTING-LPG INLET	1	
20	66009687	SOLENOID VALVE	1	
21	66009631	FITTING-SOLENOID VALVE	1	

FIG.6-1 FILTER LOCK-REGULATOR ASSY
 ≥07-20-2012 ≤06-15-2015

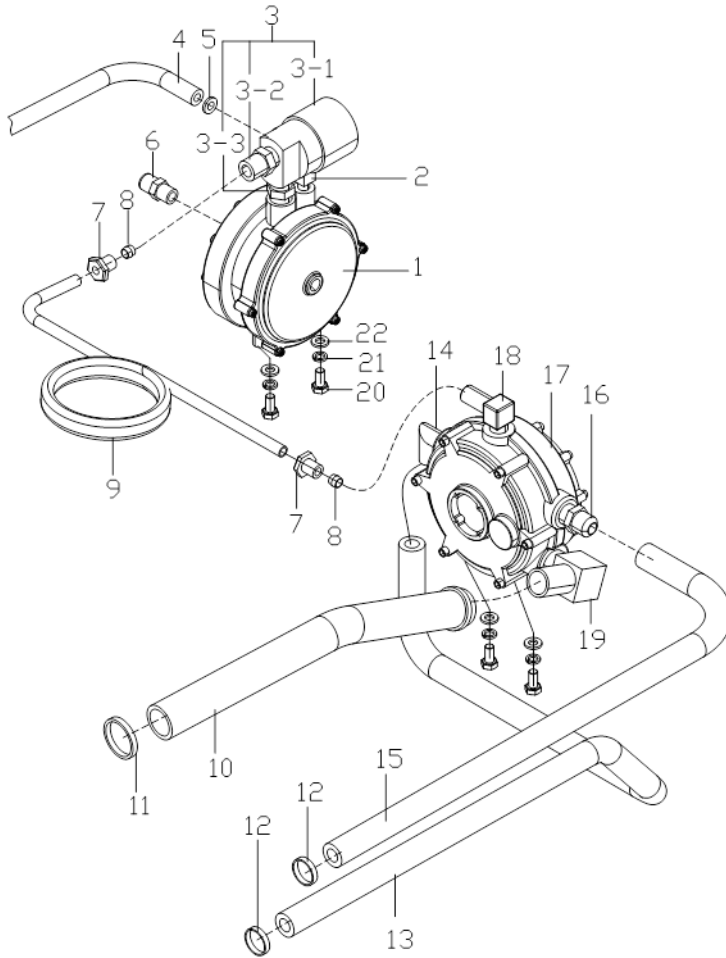
NISSAN OPTION ONLY



ITEM	PART NO.	DESCRIPTION	QTY	REMARKS OR SERIAL NO.
A1	66009061	FILTER LOCK-REGULATOR ASSY	1	INC:1-22
1	66003477	FILTER LOCK	1	SEE FIG.9
2	66003478	VACUUM FITTING	1	
3	66009071	LPG SOLENOID VALVE ASSY	1	
3-1	66009074	LPG SOLENOID VALVE	1	
3-2	66009072	FITTING-SOLENOID OUTLET	1	
3-3	66009073	FITTING-SOLENOID INLET	1	
4	66009063	HOSE-VACUUM	1	
5	66009064	CLAMP	1	
6	66003541	FITTING- LPG INLET	1	
7	66009069	LOCKING NUT	2	
8	66009068	LOCKING LOOP	2	
9	66009062	COPPER PIPE	1	
10	66003484	LPG INLET HOSE	1	
11	66003485	CLAMP	2	

FIG.6-1 FILTER LOCK-REGULATOR ASSY
 ≥07-20-2012 ≤06-15-2015

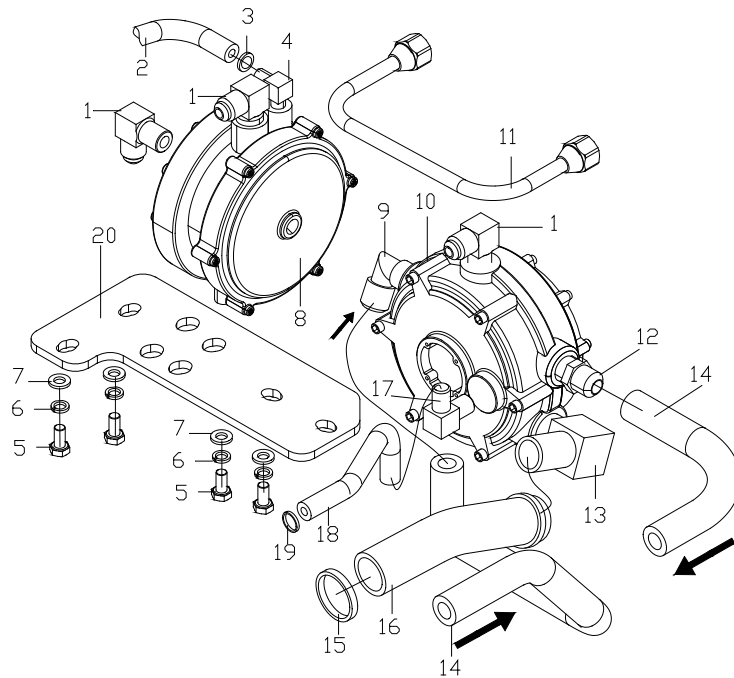
NISSAN OPTION ONLY



ITEM	PART NO.	DESCRIPTION	QTY	REMARKS OR SERIAL NO.
12	66003482	CLAMP-WATER HOSE	2	
13	66003487	HOSE-WATER SUPPLY	1	
14	66009691	FITTING-ELBOW WATER INLET	1	
15	66003481	HOSE-WATER RETURN	1	
16	66009680	FITTING-WATER OUTLET	1	
17	66003480	REGULATOR	1	
18	66009070	FITTING-ELBOW LPG INLET	1	
19	66003483	FITTING-ELBOW LPG OUTLET	1	
20	66009065	BOLT M6X16	4	
21	66009066	WASHER	4	
22	66009067	WASHER	4	

FIG.6-2 FILTER LOCK-REGULATOR ASSY
>06-15-2015

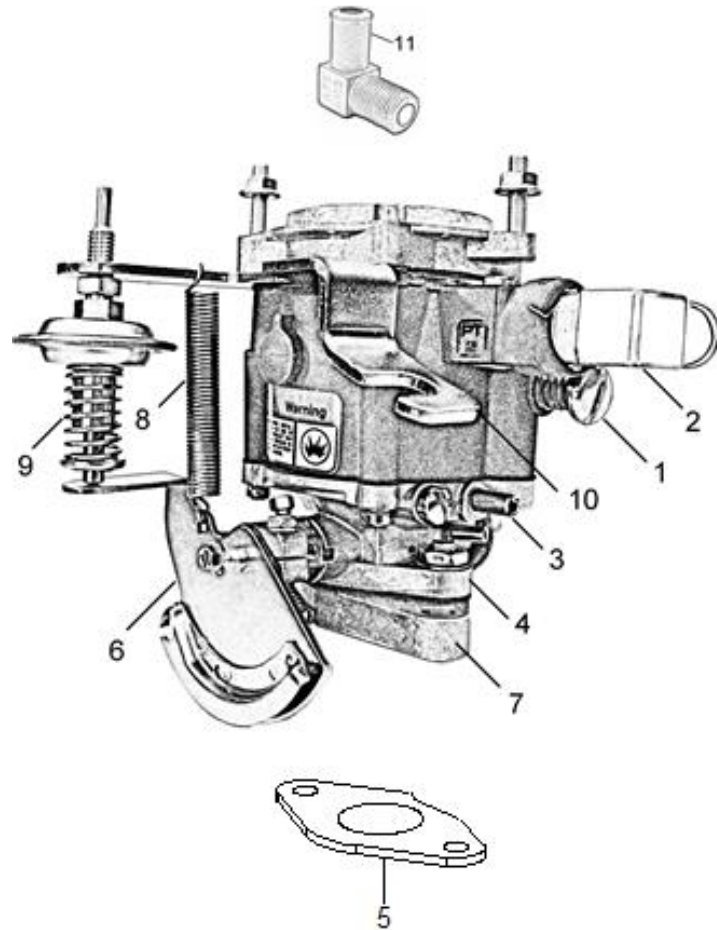
NISSAN OPTION ONLY



ITEM	PART NO.	DESCRIPTION	QTY	REMARKS OR SERIAL NO.
A1	66301194	REGULATOR	1	INC:1-22
1	66301195	FITTING	3	
2	66301227	HOSE	1	
3	66009064	CLAMP	1	
4	66301196	FITTING	1	
5	66009065	BOLT M6X 16	4	
6	66009066	WASHER M6	4	
7	66009067	WASHER M6	4	
8	66003477	LPG LOCK-OFF	1	SEE FIG.9
9	66009691	ELBOW FITTING, WATER INLET	1	
10	66003480	REGULATOR	1	SEE FIG.10
11	66301198	TUBE ASSY	1	
12	66009680	FITTING, WATER OUTLET	1	
13	66301218	FITTING	1	
14	66301219	HOSE	2	

FIG.7 SINGLE FUEL MIXER ATTACHMENT

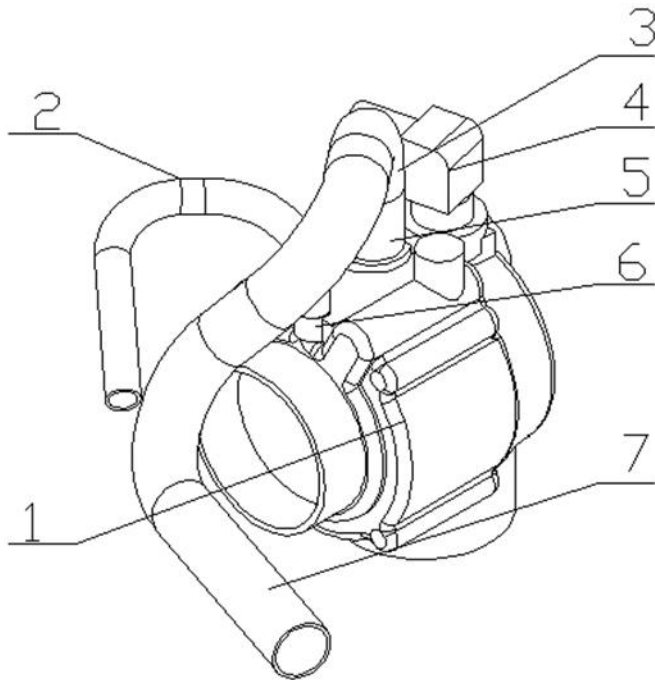
NISSAN-LPG OPTION ONLY



ITEM	PART NO.	DESCRIPTION	QTY	REMARKS OR SERIAL NO.
A1	66003534	MIXER-LPG	1	INC:1-10 <06-15-2015
A1	66301203	MIXER-LPG		INC:1-10 >06-15-2015
1	NO PART NO.	SCREW- IDLE ADJUST	1	NSS
2	66009124	FITTING- MIXER LPG INLET	1	
3	66011615	FITTING-VACUUM	1	<06-15-2015
3	66301204	FITTING-VACUUM		>06-15-2015
4	66011621	MIXER	1	
5	66011619	GASKET	1	
6	66011617	BRACKET- THROTTLE LEVER	1	
7	NO PART NO.	FLANGE	1	NSS
8	NO PART NO.	SPRING- RETURN	1	NSS
9	NO PART NO.	VALVE-DASHPOT	1	NSS
10	66011614	BRACKET- CABLE	1	
11	66301201	ELBOW FITTING		>06-15-2015

FIG.8 DUAL FUEL MIXER ATTACHMENT
 ≤06-15-2015


NISSAN-DUAL FUEL OPTION ONLY



ITEM	PART NO.	DESCRIPTION	QTY	REMARKS OR SERIAL NO.
A1	66003509	MIXER ASSY	1	INC:1&3-6
1	66009117	MIXER	1	≥07-20-2012
2	66003491	HOSE-VACUUM	1	≤07-20-2012
2	66009063	HOSE-VACUUM	1	≥07-20-2012
3	66003489	FITTING-EXHAUST GAS HOSE	1	≤07-20-2012
3	66009116	FITTING-EXHAUST GAS HOSE	1	≥07-20-2012
4	66011289	FITTING-MIXER LPG INLET	1	≤07-20-2012
4	66009124	FITTING-MIXER LPG INLET	1	≥07-20-2012
5	66003488	FITTING-CONVERSION	1	≤07-20-2012
5	66009115	FITTING-CONVERSION	1	≥07-20-2012
6	66003493	FITTING-VACUUM	1	
7	66003490	HOSE-EXHAUST GAS	1	

FIG.9 FILTER LOCK


NISSAN OPTION ONLY



ITEM	PART NO.	DESCRIPTION	QTY	REMARKS OR SERIAL NO.
A1	66003477	FILTER LOCK	1	
1	66003523	SCREW 8-32X5/8	6	INCLUDED IN REPAIR KITS
2	NO PART NO.	DIAPHRAGM COVER	1	NSS
3	66003473	DIAPHRAGM ASSY	1	INCLUDED IN REPAIR KITS
4	NO PART NO.	SCREW 8-32X1/4	2	NSS
5	NO PART NO.	FULCRUM	1	NSS
6	NO PART NO.	VALVE OPERATING LEVER	1	NSS
7	NO PART NO.	BODY ASSY	1	NSS
8	NO PART NO.	SCREW 1/4-20X5/8	2	NSS
9	66003524	O-RING	1	INCLUDED IN REPAIR KITS
10	66003502	PIN-VALVE OPERATING	1	INCLUDED IN REPAIR KITS
11	NO PART NO.	VALVE SPRING	1	NSS
12	NO PART NO.	SCREW 8-32X5/16	1	NSS
13	66003528	SCREEN BACK-UP FILTER	1	INCLUDED IN REPAIR KITS
14	66003494	FILTER	1	INCLUDED IN REPAIR KITS

FIG.9 FILTER LOCK

NISSAN OPTION ONLY



ITEM	PART NO.	DESCRIPTION	QTY	REMARKS OR SERIAL NO.
15	NO PART NO.	FILTER ASSY	1	NSS
16	66003496	GASKET-FILTER COVER	1	INCLUDED IN REPAIR KITS
17	NO PART NO.	FILTER COVER	1	NSS
18	66003521	SCREW 12-24X3/4	10	INCLUDED IN REPAIR KITS
19	NO PART NO.	FITTING ASSY	1	NSS
20	66003526	SEAT	1	INCLUDED IN REPAIR KITS
21	66003532	WASHER	1	NOT SHOWN
	76001242	REPAIR KITS	1	INC.1,3,9,10,13,14,16,18,20&21

FIG.10 REGULATOR ASSY

NISSAN OPTION ONLY



ITEM	PART NO.	DESCRIPTION	QTY	REMARKS OR SERIAL NO.
A1	66003480	REGULATOR	1	
1	NO PART NO.	SCREEN	1	NSS
2	66003523	SCREW 8-32X5/8	6	INCLUDED IN REPAIR KITS
3	NO PART NO.	COVER ASSY	1	NSS
4	66003531	WASHER	1	INCLUDED IN REPAIR KITS
5	66003472	DIAPHRAGM ASSY	1	INCLUDED IN REPAIR KITS
6	66003522	SCREW 8-32X3/8	1	INCLUDED IN REPAIR KITS
7	NO PART NO.	LEVER	1	NSS
8	NO PART NO.	PIN	1	NSS
9	66003527	SEAT	1	INCLUDED IN REPAIR KITS
10	NO PART NO.	SPRING,	1	NSS
11	NO PART NO.	BODY ASSY	1	NSS
12	NO PART NO.	SCREW 1/4 -20X5/8	2	NSS
13	66003525	SEAT	1	INCLUDED IN REPAIR KITS
14	66003495	GASKET	1	INCLUDED IN REPAIR KITS

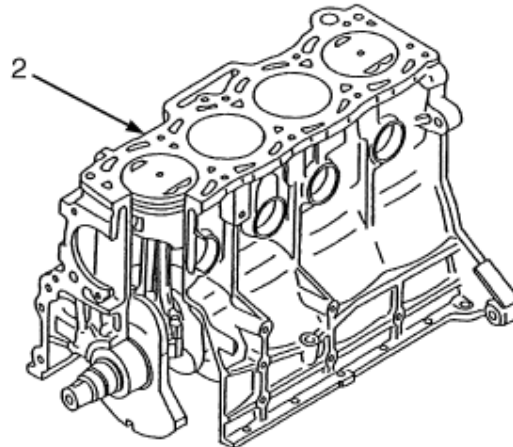
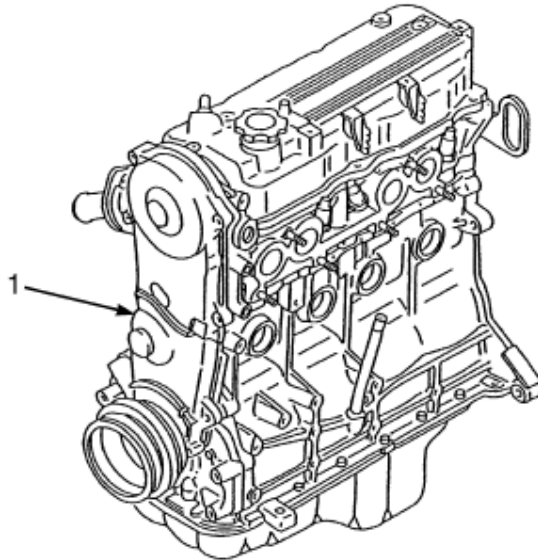
FIG.10 REGULATOR ASSY

NISSAN OPTION ONLY



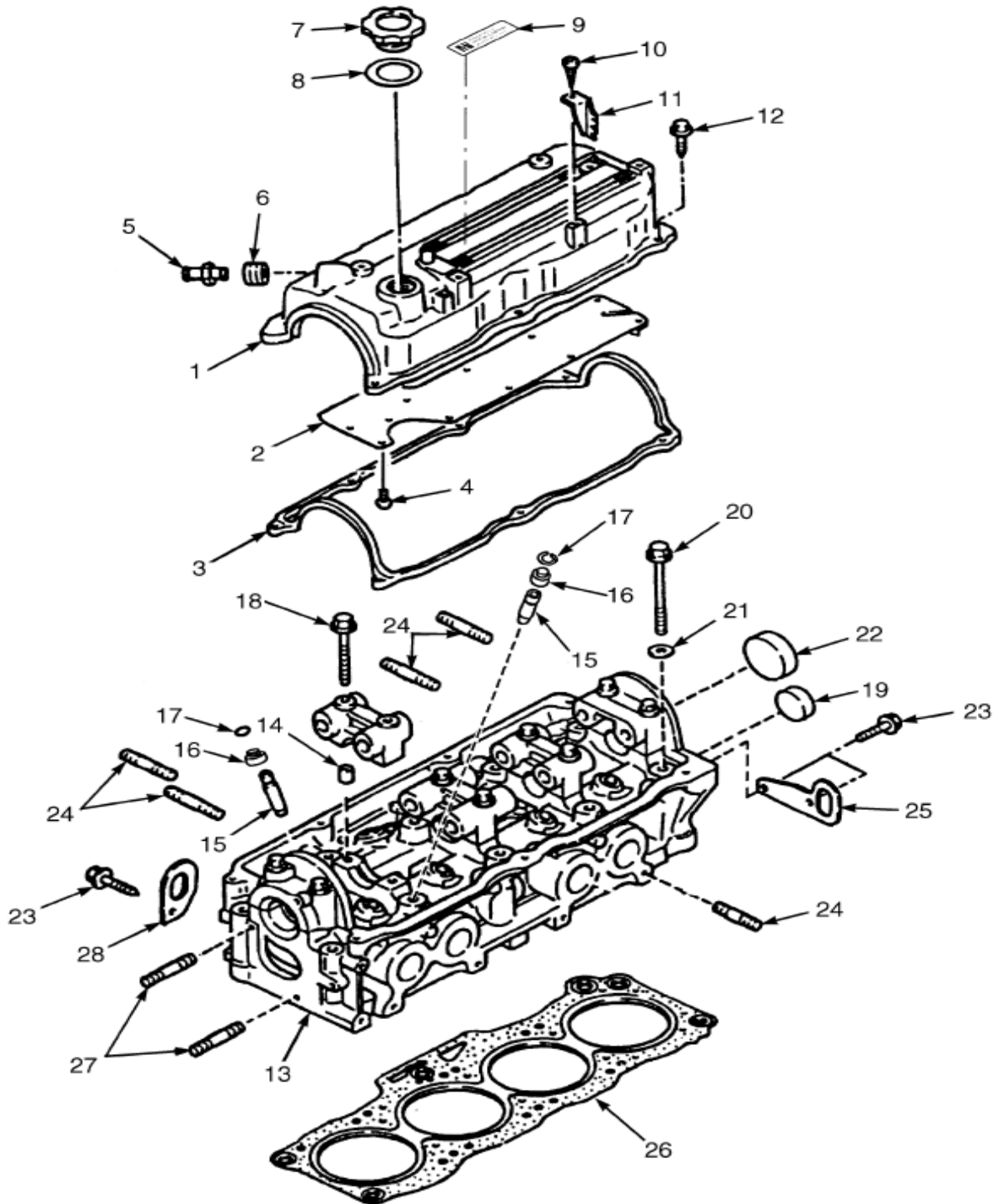
ITEM	PART NO.	DESCRIPTION	QTY	REMARKS OR SERIAL NO.
15	NO PART NO.	PLATE	1	NSS
16	NO PART NO.	PLUG	1	NSS
17	NO PART NO.	SPRING	1	NSS
18	66003501	PIN	1	INCLUDED IN REPAIR KITS
19	66003471	DIAPHRAGM ASSY	1	INCLUDED IN REPAIR KITS
20	NO PART NO.	COVER	1	NSS
21	66003520	SCREW 8-32X1	7	INCLUDED IN REPAIR KITS
22	NO PART NO.	CHECK VALVE	1	NOT SHOWN
23	NO PART NO.	RETAINER RING	1	NOT SHOWN
-	66003503	KIT-REGULATOR	1	INC:2,4,5,6,9,13,14,18,19&21

ASSEMBLED ENGINE MAZDA
2.2L, BI-FUEL AND LPG
EMISSION COMPLIANT ENGINES



ITEM	PART NO.	DESCRIPTION	QTY
1	76001983	Long Block (Mazda 2.2L, BI-FUEL)	1
1	76001985	Long Block (mazda 2.2L, LPG	1
2	76001984	Short Block (Mazda 2.2L, BI-FUEL)	1
2	76001986	Short Block (Mazda 2.2L, LPG	1

CYLINDER HEAD AND COVER MAZDA 2.2L, BI-FUEL AND LPG EMISSION COMPLIANT ENGINES





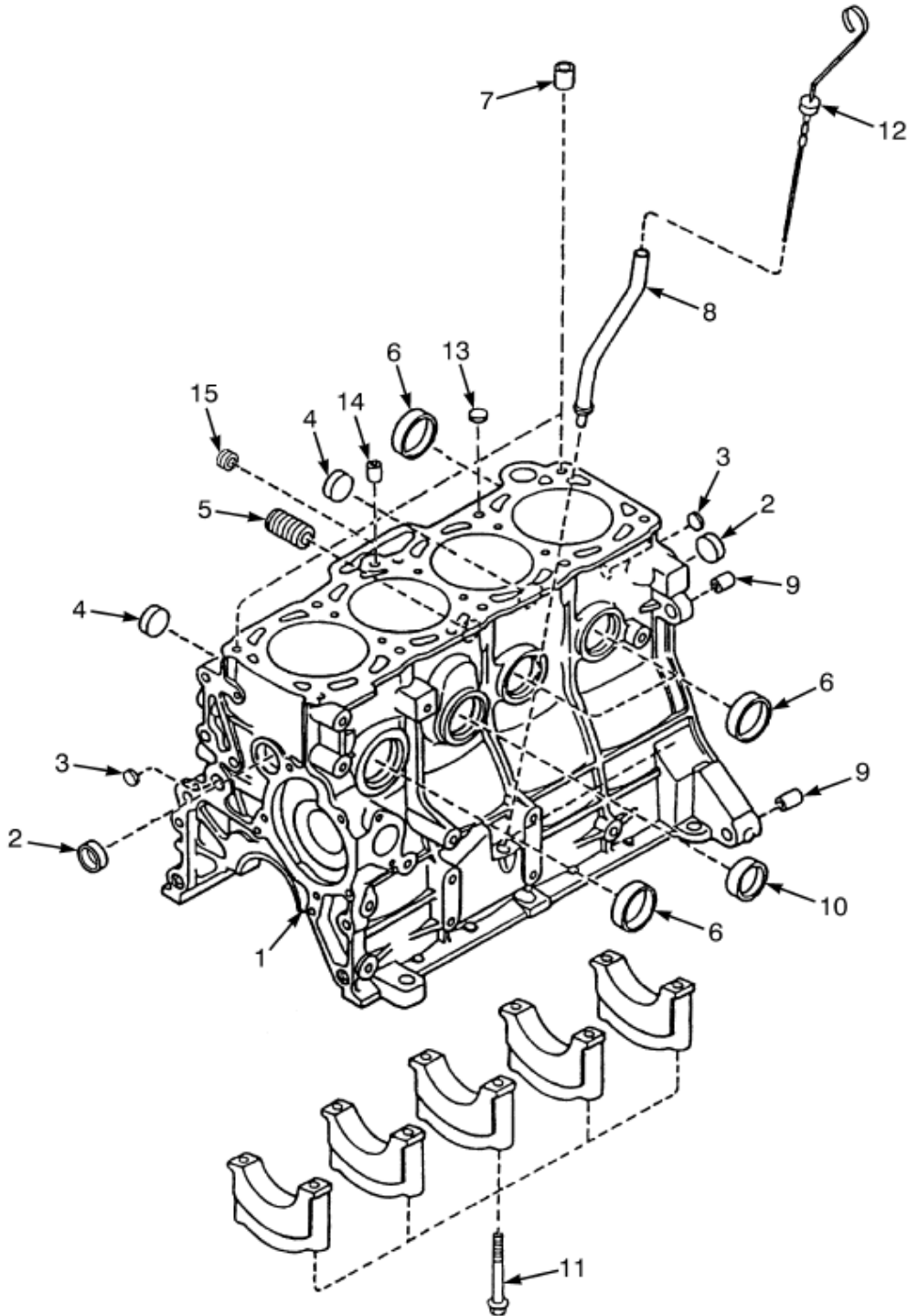
CYLINDER HEAD AND COVER
MAZDA 2.2L, BI-FUEL AND LPG
EMISSION COMPLIANT ENGINES

ITEM	PART NO.	DESCRIPTION	QTY
	76001983	Long Block (2.2L, BI-FUEL)	1
	76001985	Long Block (2.2L, LPG)	1
1	76001400	Engine Cover (LPG)	1
1	76001534	Engine Cover (BI-FUEL)	1
2	76001401	Plate	1
3	76001403	Gasket	1
4	76001941	Screw	10
5	76001533	PCV Valve	1
6	76001407	Seal	1
7	76001404	Cap	1
8	76001405	Gasket	1
9	Label	1
10	76001911	Screw	2
11	76001402	Bracket	2
12	76001484	Bolt	7
13	76001395	Cylinder Head	1
14	76001485	Pin	10
15	76001408	Guide	8
16	b 76001433	Seal (Inlet)	4
16	a 76001434	Seal (Exhaust)	4
17	76001396	Clip	1
18	76001480	Bolt	10
19	76001486	Plug	1
20	76001397	Bolt	10
21	76001398	Washer	10
22	76001399	Cap	8
23	76001388	Bolt	3
24	76001481	Stud	20
25	76001910	Hanger	1
26	76001890	Gasket (Cylinder Head)	1
27	76001483	Stud	2
28	76001406	Bracket	1

a-Black

b-Red/Brown

CYLINDER BLOCK MAZDA 2.2L, BI-FUEL AND LPG EMISSION COMPLIANT ENGINES

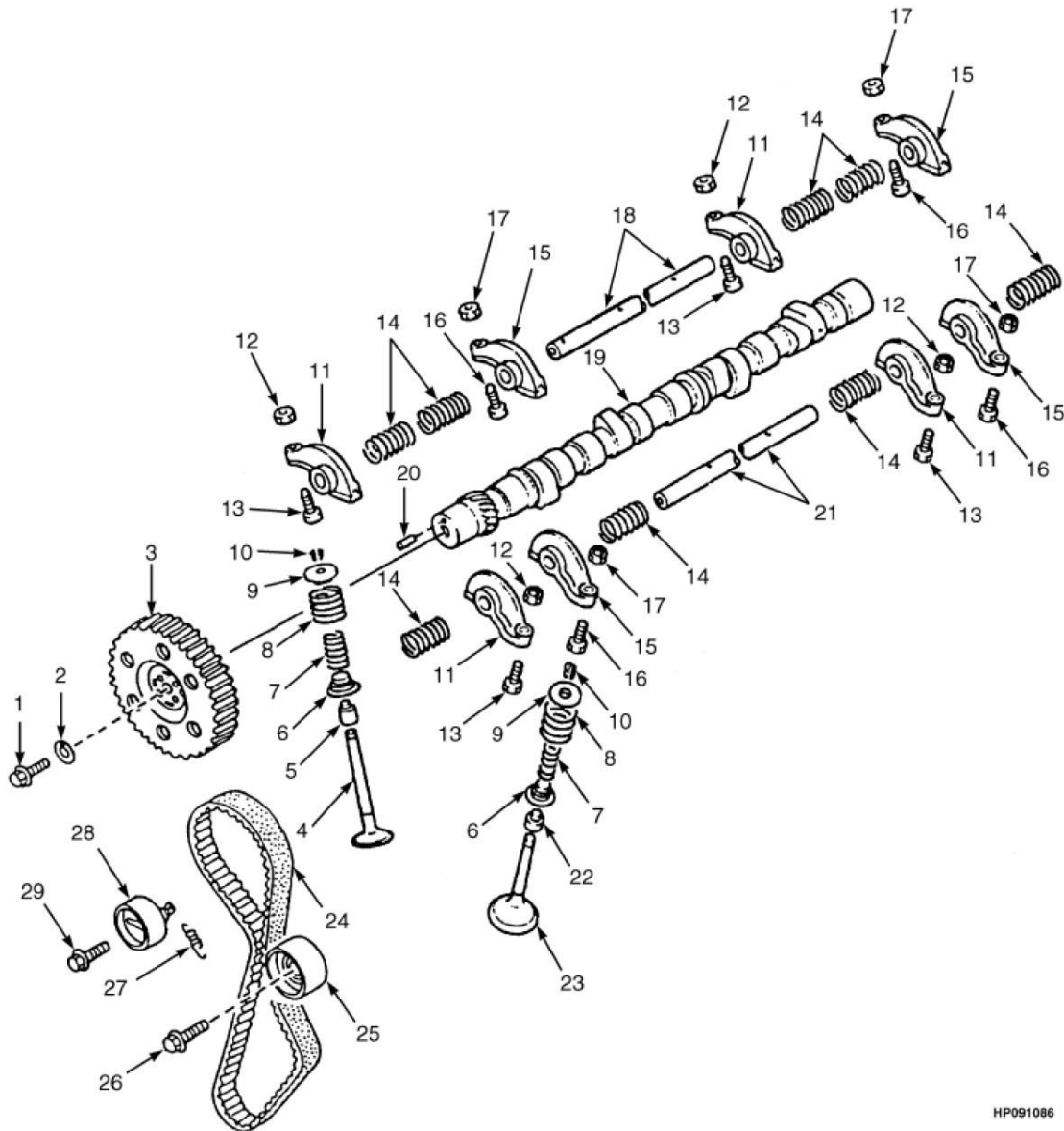




CYLINDER BLOCK MAZDA 2.2L,
BI-FUEL AND LPG EMISSION
COMPLIANT ENGINES

ITEM	PART NO.	DESCRIPTION	QTY
	76001983	Long Block (2.2L, BI-FUEL)	1
	76001985	Long Block (2.2L, LPG)	1
	76001984	Short Block (2.2L, BI-FUEL)	1
	76001986	Short Block (2.2L, LPG)	1
1	76001916	Cylinder Block (2.2L)	1
2	76001490	Plug	1
3	76001412	Plug	2
4	76001487	Plug	2
5	76001410	Joint Fitting	1
6	76001486	Plug	4
7	76001409	Pin	2
8	76001411	Tube Assy	1
9	76001489	Pin	2
10	76001488	Plug	2
11	76001413	Bolt	10
12	76001414	Dipstick	1
13	76001897	Plug	1
14	76001917	Plug	2
15	76001535	Plug	2

CAMSHAFT AND VALVES MAZDA 2.2L, BI-FUEL AND LPG EMISSION COMPLIANT ENGINES



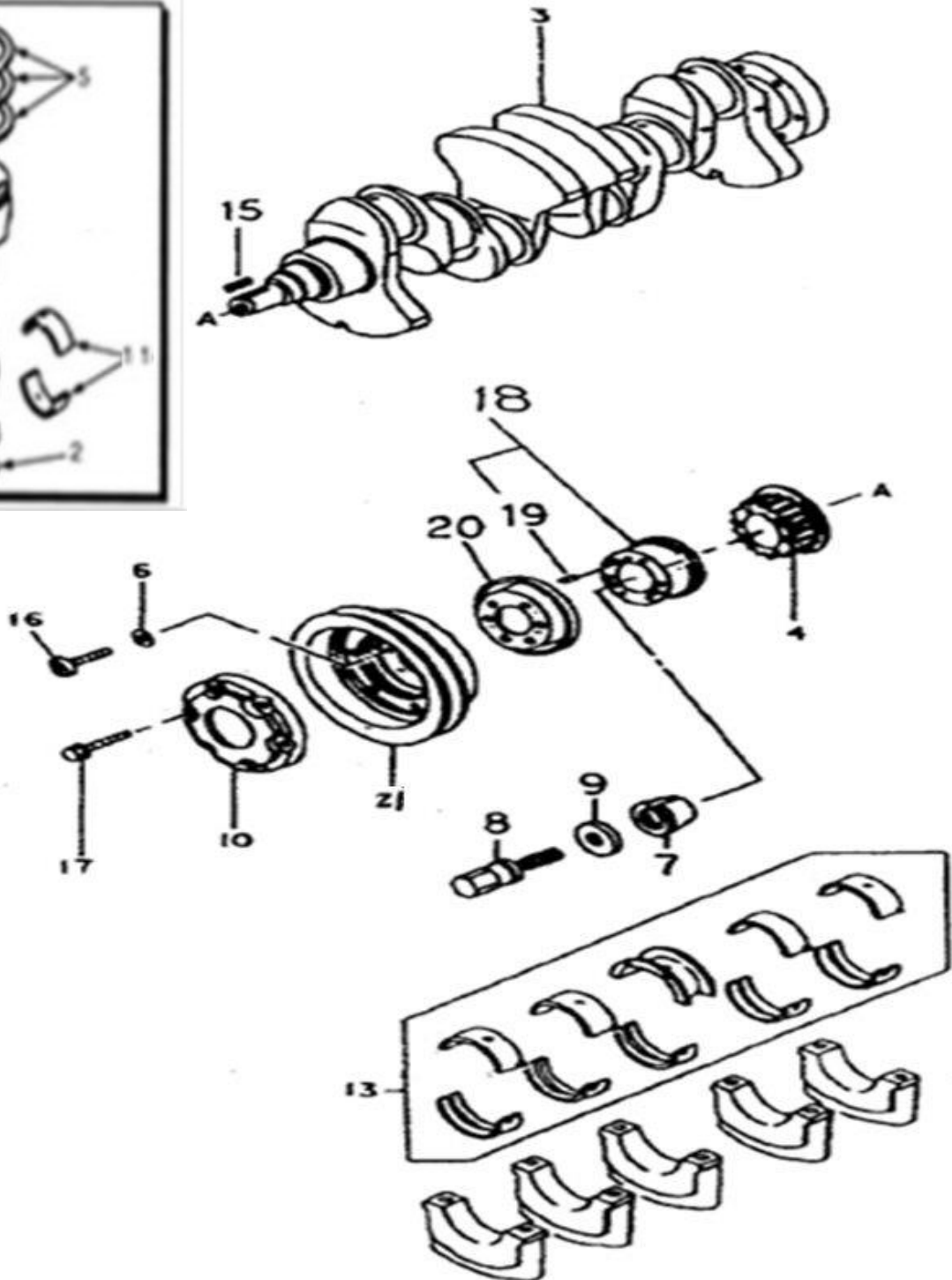
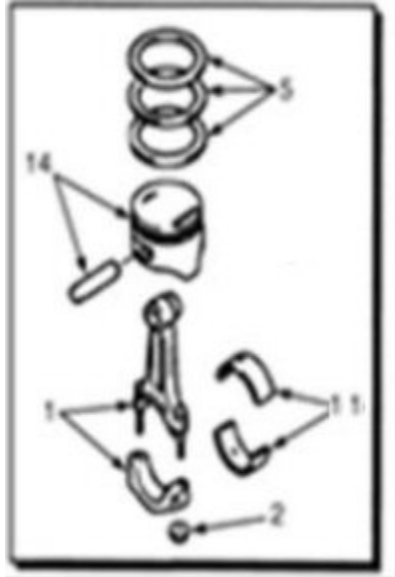
HP091086



**CAMSHAFT AND VALVES MAZDA
2.2L, BI-FUEL AND LPG
EMISSION COMPLIANT ENGINES**

ITEM	PART NO.	DESCRIPTION	QTY
	76001983	Long Block (2.2L, BI-FUEL)	1
	76001985	Long Block (2.2L, LPG)	1
1	76001449	Bolt	1
2	76001450	Washer	1
3	76001926	Pulley (Camshaft)	1
4	76001435	Inlet Valve (Intake)	4
5	76001433	Seal	4
6	76001439	Valve Seat	8
7	76001438	Spring (Intake Valve)	8
8	76001437	Spring (Exhaust Valve)	8
9	76001436	Valve Seat	8
10	76001389	Keeper	16
11	76001441	Rocker Arm	4
12	76001443	Nut	1
13	76001442	Screw	1
14	76001446	Spring	8
15	76001444	Rocker Arm	4
16	76001442	Screw	1
17	76001443	Nut	1
18	76001445	Shaft	1
19	76001448	Camshaft	1
20	76001432	Pin	1
21	76001447	Shaft	1
22	76001434	Seal	4
23	76001440	Exhaust Valve	4
24	76001536	Timing Belt (2.0L)	1
24	76001925	Timing Belt (2.2L)	1
25	76001929	Idler Pulley	1
26	76001476	Bolt	1
27	76001537	Spring (2.0L)	1
27	76001927	Spring (2.2L)	1
28	76001928	Belt Tensioner	1
29	76001495	Bolt	1

CRANKSHAFT AND PISTONS
MAZDA 2.2L, BI-FUEL AND LPG
EMISSION COMPLIANT ENGINES



PART :



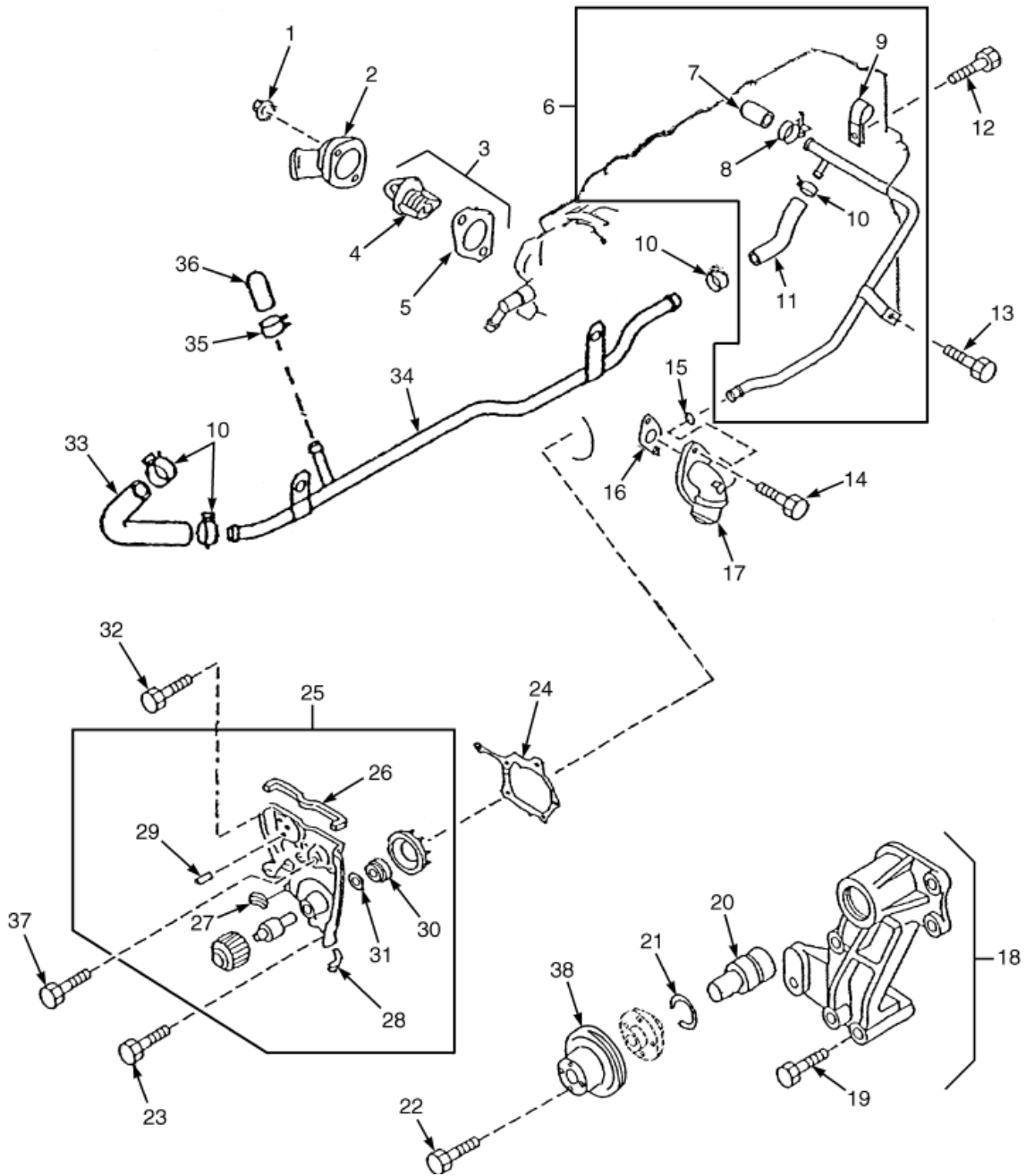
**CRANKSHAFT AND PISTONS
MAZDA 2.2L, BI-FUEL AND LPG
EMISSION COMPLIANT ENGINES**

A: Mazda 2.2L BI-FUEL

B: Mazda 2.2L LPG

ITEM	PART NO.	DESCRIPTION	QTY	
			A	B
	76001983	Long Block (2.2L, Bi-Fuel)	1	..
	76001985	Long Block (2.2L, LPG)	1
1	76001967	Piston Rod (2.2L)	4	4
2	76001423	Nut	2	2
3	76001637	Crankshaft (2.2L)	1	1
4	76001638	Pulley	1	1
5	76001528	Kit-Piston Ring (Standard)	1	1
5	76001530	Kit-Piston Ring (0.25 mm)	1	1
5	76001529	Kit-Piston Ring (0.50 mm)	1	1
6	76001969	Washer	6	6
7	76001639	Ring.....	1	1
8	76001970	Bolt	1	1
9	76001971	Washer	1	1
10	76001972	Plate	1	1
11	76001424	Piston Rod Bearing (Standard)	1	1
11	76001425	Piston Rod Bearing (0.25 mm)	1	1
11	76001426	Piston Rod Bearing (0.50 mm)	1	1
11	76001427	Piston Rod Bearing (0.75 mm)	1	1
13	76001428	Kit-Crankshaft Bearing (Standard)	1	1
13	76001431	Crankshaft Bearing (0.25 mm)	1	1
13	76001429	Crankshaft Bearing (0.50 mm)	1	1
13	76001430	Crankshaft Bearing (0.75 mm)	1	1
14	76001557	Piston and Pin (Standard) (2.2L)	4
14	76001975	Piston and Pin (Standard) (2.2L)	4	..
14	76001558	Piston and Pin (0.50 mm) (2.2L)	4
14	76001559	Piston and Pin (0.25 mm) (2.2L)	4
14	76001976	Piston and Pin (0.25 mm) (2.2L)	4	..
14	76001977	Piston and Pin (0.50 mm) (2.2L)	4	..
15	76001640	Key	1	1
16	76001974	Bolt	6	6
17	76001471	Bolt	6	6
18	76001641	Spacer	1	1
19	76001636	Pin	1	1
20	76001642	Plate	1	1
21	76001973	Crankshaft Pulley	1	1

ENGINE COOLING MAZDA 2.2L, BI-FUEL AND LPG EMISSION COMPLIANT ENGINES





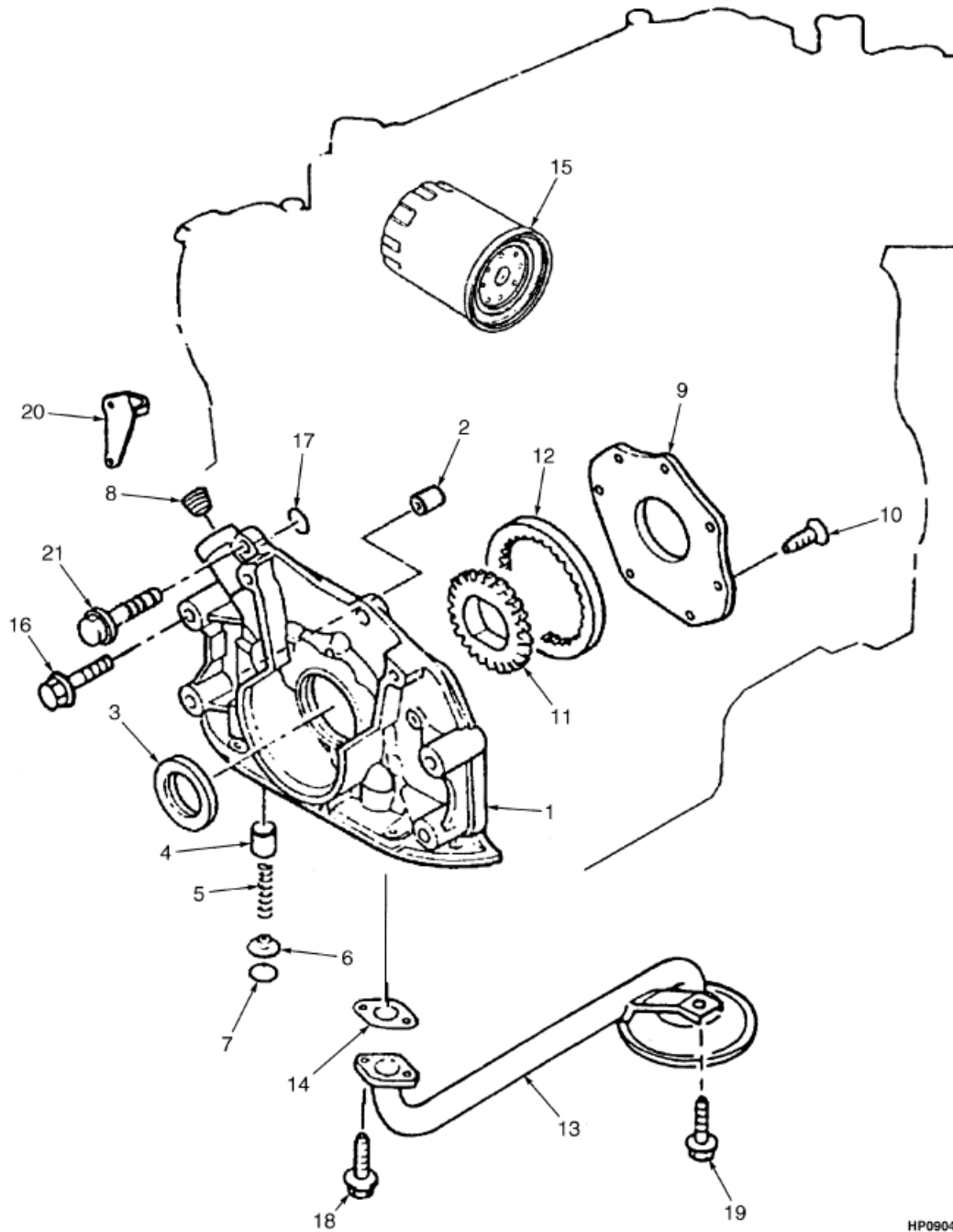
**ENGINE COOLING MAZDA 2.2L,
BI-FUEL AND LPG EMISSION
COMPLIANT ENGINES**

A: Mazda 2.2L BI-FUEL

B: Mazda 2.2L LPG

ITEM	PART NO.	DESCRIPTION	QTY	
			A	B
	76001983	Long Block	1	..
	76001985	Long Block	1
1	76001387	Nut	2	2
2	76001463	Cover	1	1
3	76001526	Thermostat	1	1
4	76001892	Thermostat	1	1
5	76001499	Gasket	1	1
6	76001556	Pipe (Water)
6	76001889	Pipe (Water)	1	1
7	76001467	Cap	1	1
8	76001478	Clamp	1	1
9	76001465	Clip	1	1
10	76001470	Clamp	4	4
11	76001938	Radiator Hose (Water)	1	1
12	76001482	Bolt	1	1
13	76001915	Bolt	1	1
14	76001471	Screw	2	2
15	76001466	O-Ring	1	1
16	76001940	Gasket (Inlet)	1	1
17	76001939	Adapter	1	1
18	7600188	Bracket (Fan)	1	1
19	76001964	Screw	3	3
20	76001978	Shaft Bearing (Fan)	1	1
21	76001962	Clip	1	1
22	76001386	Bolt	4	4
23	76001894	Bolt	5	5
24	76001937	Gasket	1	1
25	76001891	Water Pump	1	1
26	76001936	Seal	1	1
27	76001934	Seal	1	1
28	76001935	Seal	1	1
29	76001474	Stud	1	1
30	76001462	Seal	1	1
31	76001963	Baffle	1	1
32	76001966	Bolt	1	1
33	76001464	Radiator Hose (Water)	1	1
34	76001582	Pipe (Water By-Pass)	1	1
35	76001527	Hose Clamp	1
36	76001457	Cap	1
37	76001476	Bolt	1	1
38	76001561	Fan Pulley	1	1

OIL PUMP AND FILTER MAZDA 2.2L, BI-FUEL AND LPG EMISSION COMPLIANT ENGINES



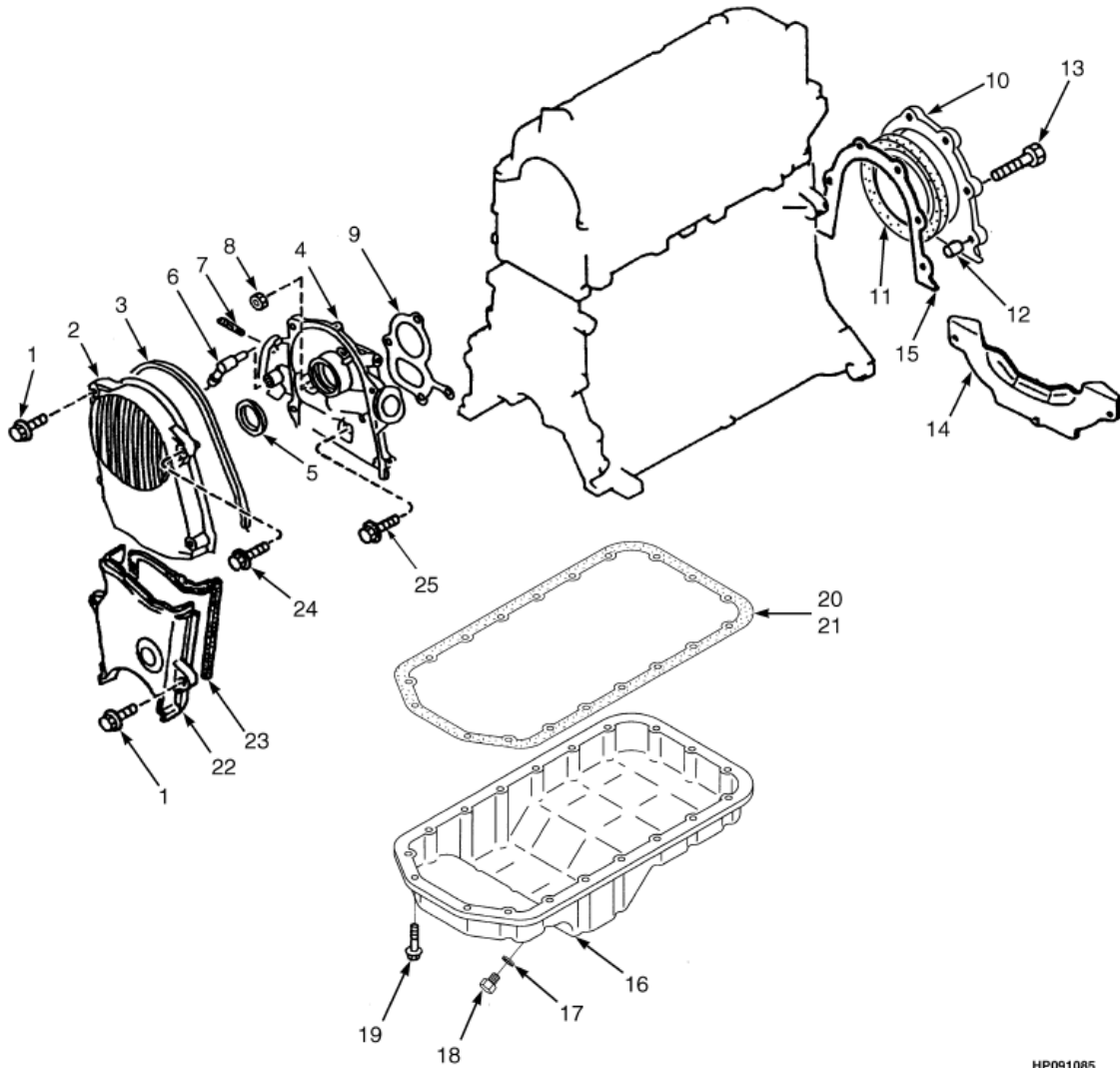
HP090491



**OIL PUMP AND FILTER MAZDA
2.2L, BI-FUEL AND LPG
EMISSION COMPLIANT ENGINES**

ITEM	PART NO.	DESCRIPTION	QTY
	76001983	Long Block (2.2L, Bi-Fuel)	1
	76001985	Long Block (2.2L, LPG)	1
1	76001521	Engine Oil Pump	1
2	76001458	Pin (Timing Indicator)	2
3	76001418	Oil Seal	1
4	76001520	Plunger	1
5	76001390	Spring	1
6	76001391	Spring Seat	1
7	76001473	Snap Ring	1
8	76001524	Plug	1
9	76001930	Cover	1
10	76001522	Screw	7
11	76001931	Gear (Inner)	1
12	76001932	Gear (Outer)	1
13	76001460	Strainer	1
14	76001461	Gasket	1
15	76001392	Oil Filter	1
16	76001555	Bolt	2
17	76001459	O-Ring	1
18	76001472	Screw	2
19	76001468	Screw	1
20	76001525	Pin (Top Indicator)	1
21	76001933	Bolt	4
	76001893	Gasket (Liquid)	AR

TIMING GEAR COVER AND OIL PAN MAZDA 2.2L, BI-FUEL AND LPG EMISSION COMPLIANT ENGINES



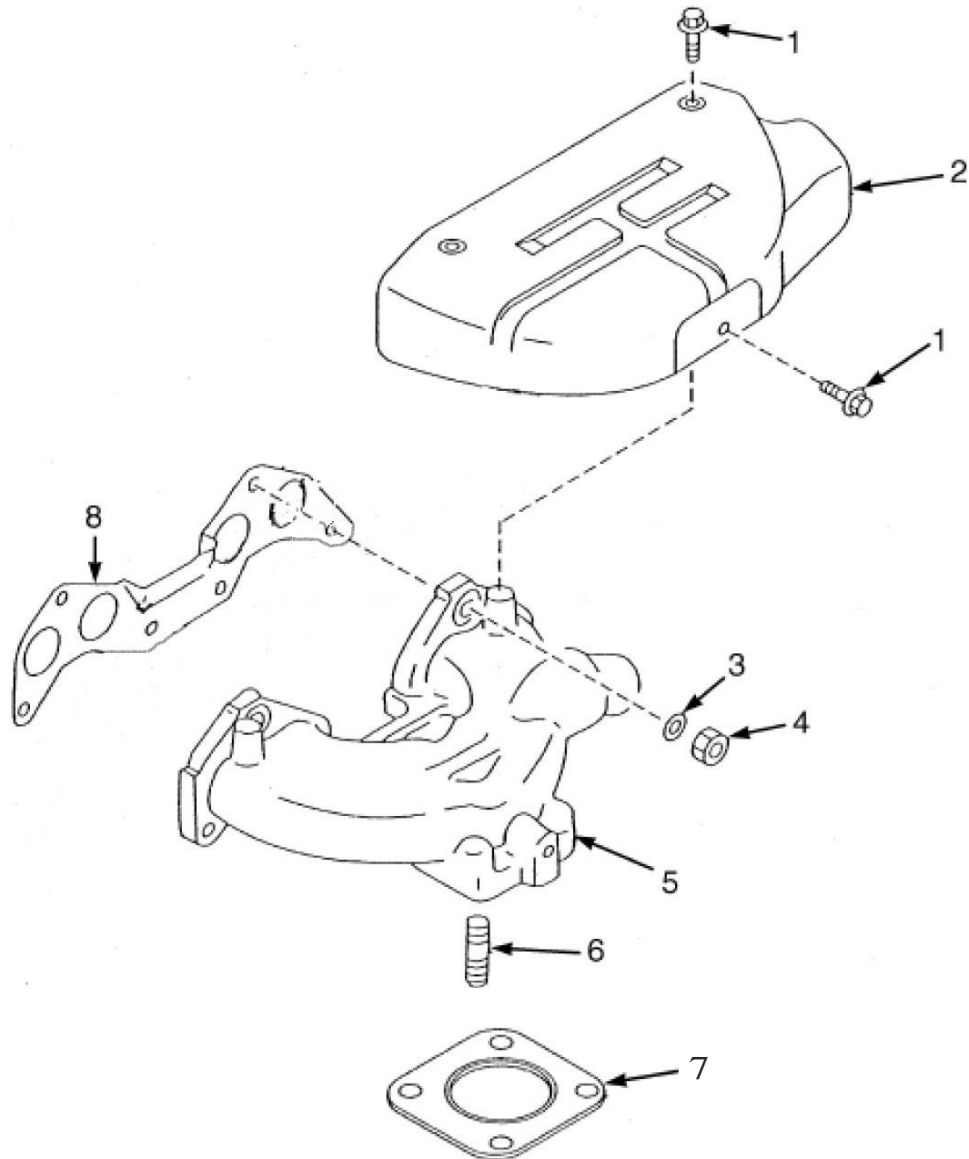
HP091085



**TIMING GEAR COVER AND OIL PAN
MAZDA 2.2L, BI-FUEL AND LPG
EMISSION COMPLIANT ENGINES**

ITEM	PART NO.	DESCRIPTION	QTY
	76001983	Long Block (2.2L BI-FUEL)	1
	76001985	Long Block (2.2L, LPG)	1
1	76001484	Bolt	5
2	76001920	Cover (Upper Timing Belt) (2.2L)	1
3	76001921	Gasket (2.2L)	1
4	76001924	Housing (2.2L)	1
5	76001418	Oil Seal	1
6	76001422	Connector	1
7	76001493	Stud	2
8	76001387	Nut	2
9	76001415	Gasket	1
10	76001419	Cover	1
11	76001421	Oil Seal (Rear)	1
12	76001491	Pin	2
13	76001492	Bolt	6
14	76001958	Cover	1
15	76001420	Gasket	1
16	76001918	Oil Pan (2.2L)	1
17	76001494	Gasket	1
18	76001416	Drain Plug	1
19	76001907	Capscrew	19
20	76001417	Gasket (Oil Pan)	1
22	76001923	Cover	1
23	76001919	Gasket	1
24	76001922	Bolt	1
25	76001968	Bolt	2
	76001965	Kit-Gasket	1

EXHAUST MANIFOLD MAZDA
2.2L, BI-FUEL AND LPG
EMISSION COMPLIANT ENGINES

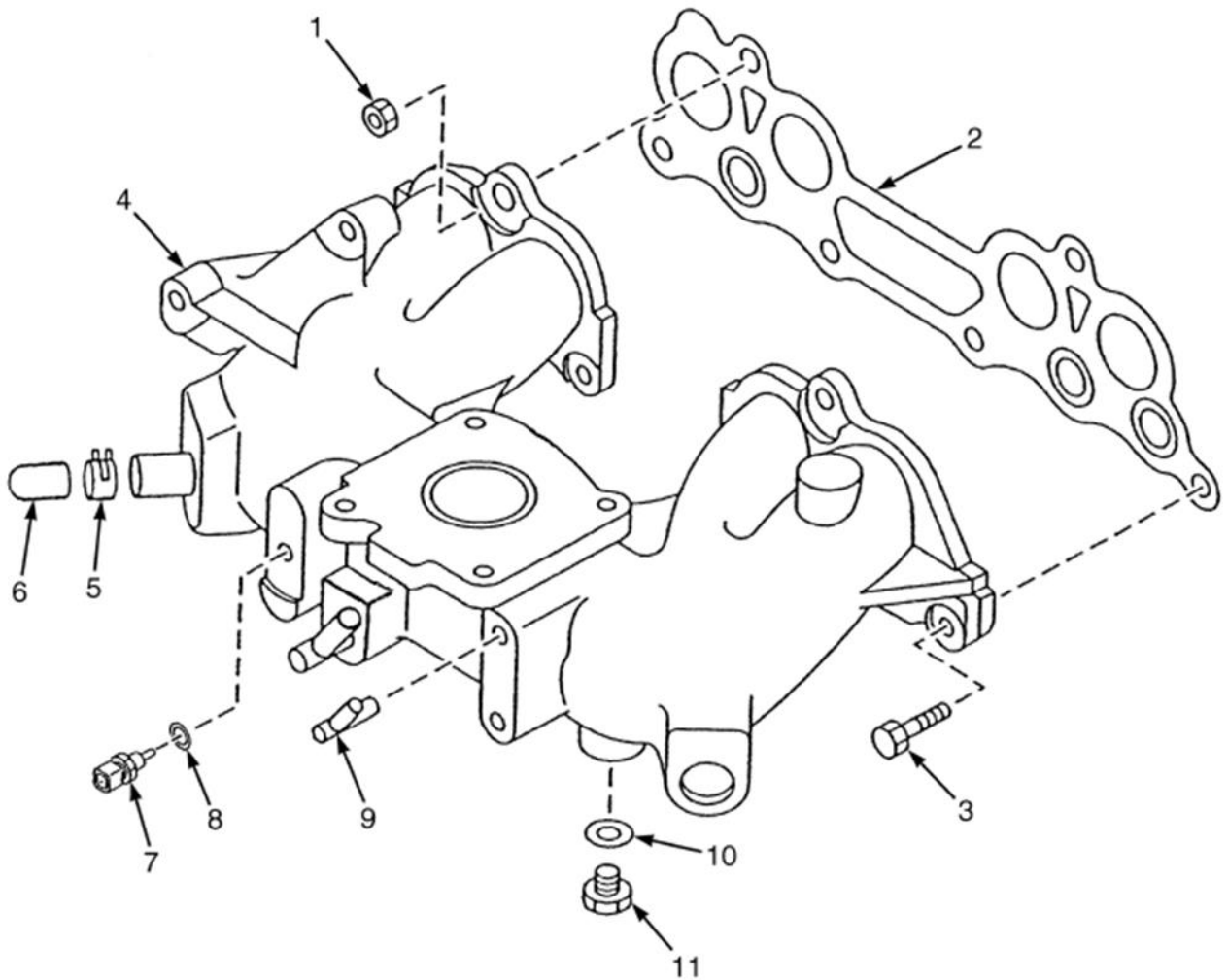




EXHAUST MANIFOLD MAZDA
2.2L, BI-FUEL AND LPG
EMISSION COMPLIANT ENGINES

ITEM	PART NO.	DESCRIPTION	QTY
1	76001482	Bolt	3
2	76001914	Cover	1
3	76001912	Washer	6
4	76001453	Nut	6
5	76001913	Exhaust Manifold	1
6	76001452	Stud	4
7	76001393	Gasket	1
8	76001454	Gasket	1

INTAKE MANIFOLD
MAZDA 2.2L LPG
EMISSION COMPLIANT ENGINES



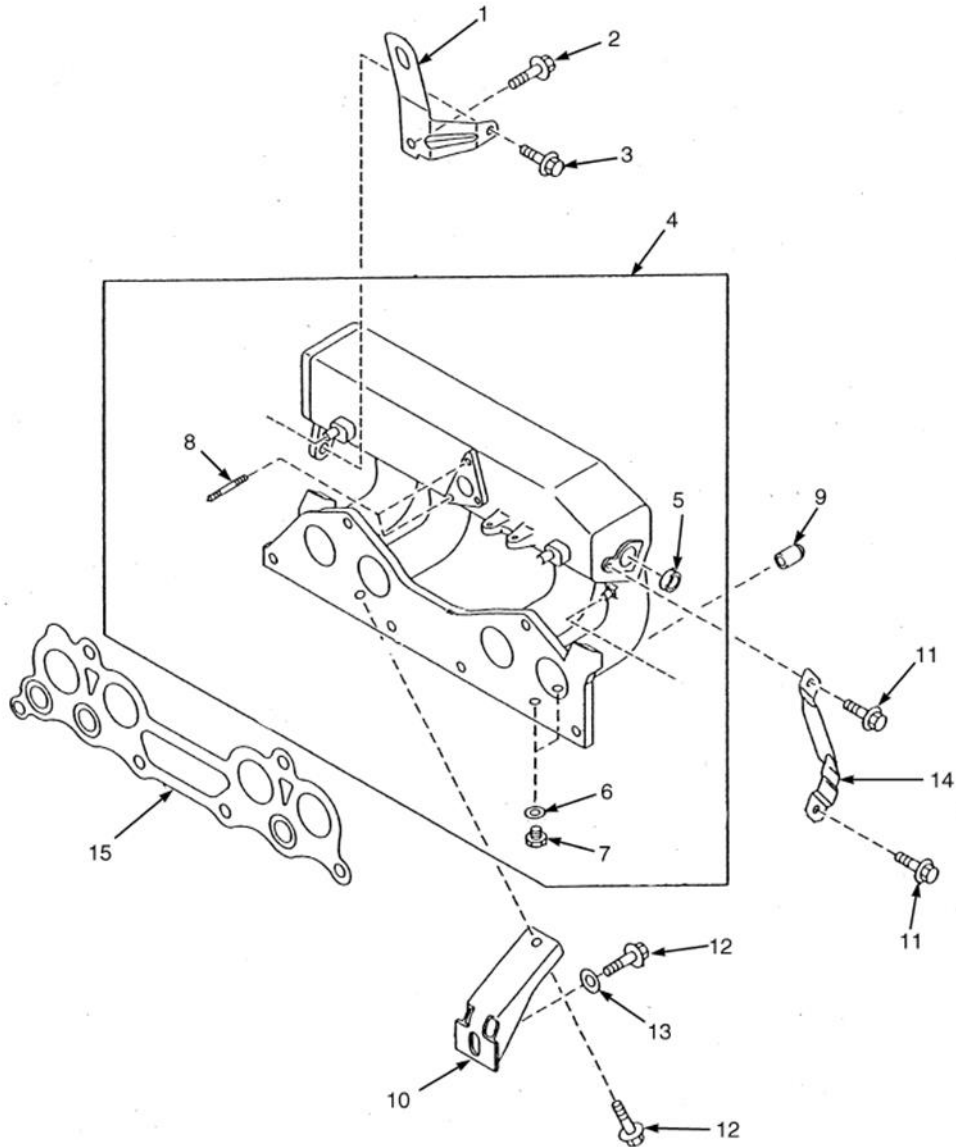


INTAKE MANIFOLD
MAZDA 2.2L LPG
EMISSION COMPLIANT ENGINES

- A: Mazda 2.2L BI-FUEL**
B: Mazda 2.2L LPG

ITEM	PART NO.	DESCRIPTION	QTY
1	76001387	Nut	4
2	76001539	Gasket	1
3	76001477	Bolt	2
4	76001578	Intake Manifold (LPG)	1
4	76001583	Intake Manifold (LPG) (Alternate Part)	1
5	76001470	Clamp	1
6	76001451	Cap	1
7	76001357	Sensor (Air Temperature)	1
8	76001899	Washer	1
9	76001579	Connector	1
10	76001898	Seal	1
11	76001905	Bolt	1

INTAKE MANIFOLD MAZDA 2.2L BI-FUEL EMISSION COMPLIANT ENGINES

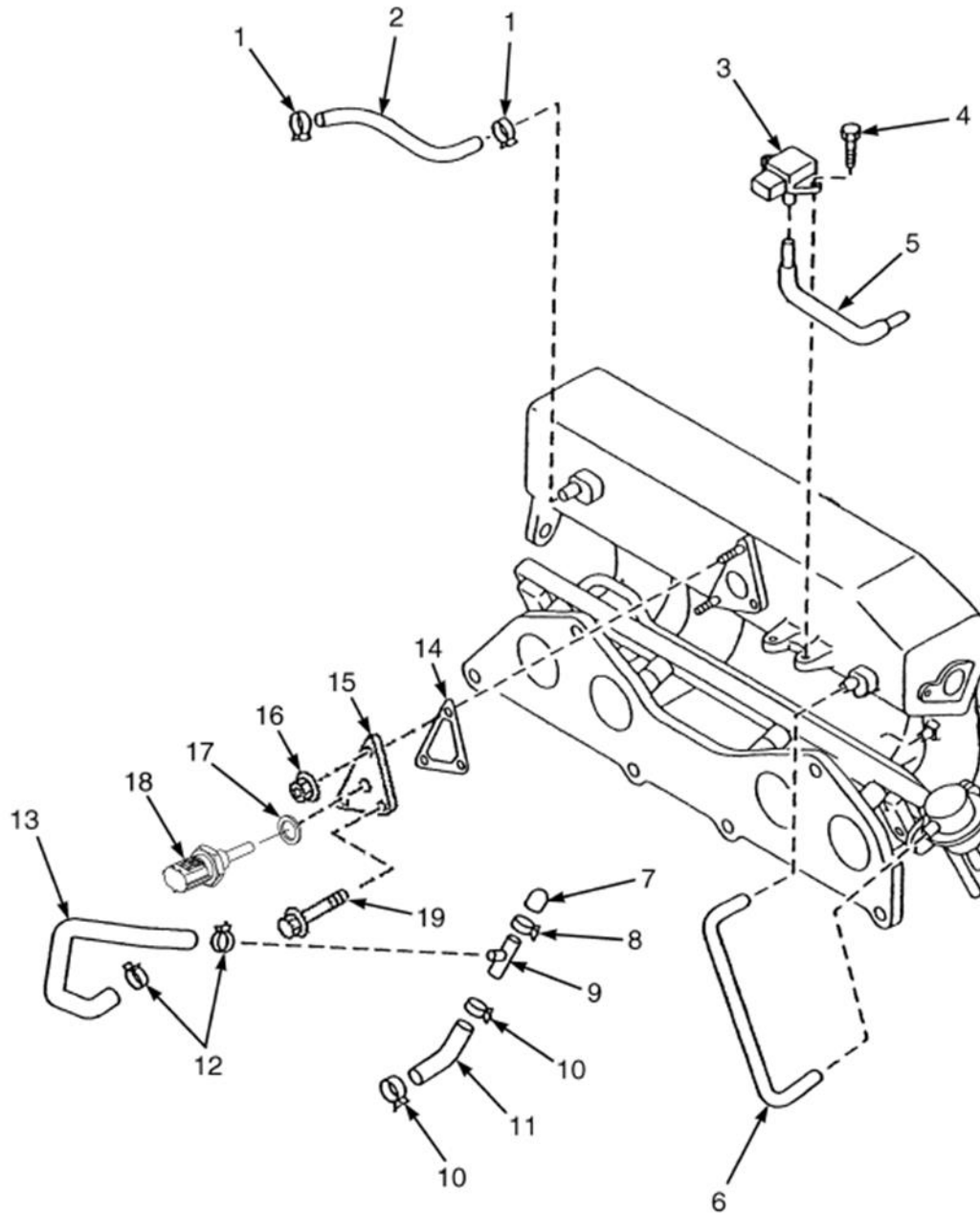




INTAKE MANIFOLD
MAZDA 2.2L BI-FUEL
EMISSION COMPLIANT ENGINES

ITEM	PART NO.	DESCRIPTION	QTY
1	76001542	Bracket	1
2	76001475	Bolt	1
3	76001386	Bolt	2
4	76001576	Intake Manifold	1
5	76001487	Plug	1
6	76001898	Seal	2
7	76001905	Bolt	2
8	76001538	Stud	2
9	76001959	Cap	1
10	76001541	Bracket	1
11	76001901	Bolt	2
12	76001903	Bolt	1
13	76001577	Washer	1
14	76001540	Bracket	1
15	76001539	Gasket	1

EMISSION CONTROL SYSTEM
MAZDA 2.2L, BI-FUEL
EMISSION COMPLIANT ENGINES

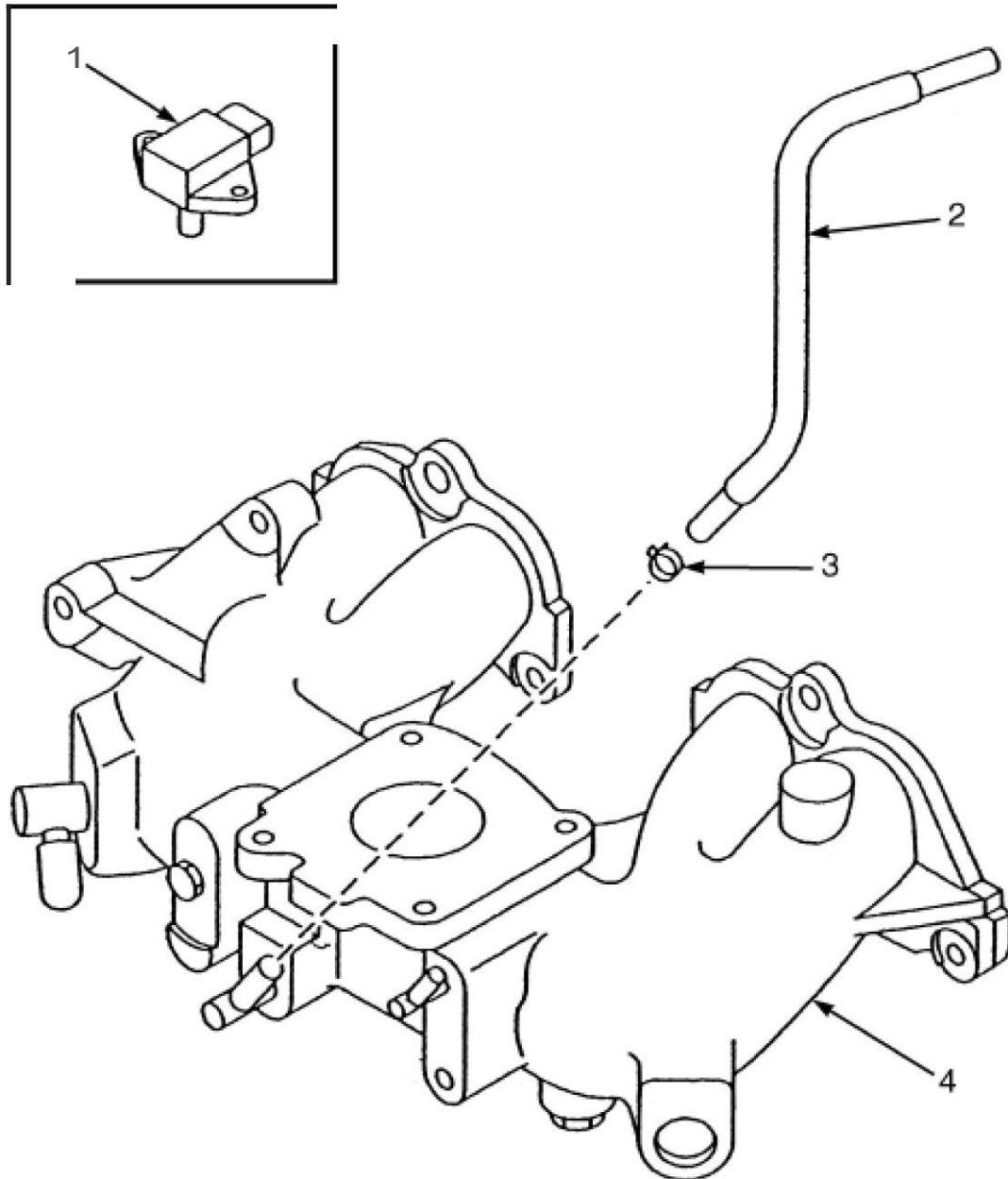




EMISSION CONTROL SYSTEM
MAZDA 2.2L, BI-FUEL
EMISSION COMPLIANT ENGINES

ITEM	PART NO.	DESCRIPTION	QTY
1	76001902	Clamp	2
2	76001552	Hose	1
3	76001358	Sensor (Boost, M.A.P.)	1
4	76001568	Screw	2
5	76001523	Hose	1
5	76001564	Tube	1
6	76001553	Tube	1
7	76001566	Cap	1
8	76001563	Clamp	1
9	76001565	Pipe	1
10	76001562	Clamp	2
11	76001567	Hose (Water)	1
12	76001527	Hose Clamp	2
13	76001580	Hose (Water)	1
14	76001554	Gasket	1
15	76001895	Spacer (2010 Series)	1
16	76001900	Nut (2010 Series)	2
17	76001899	Washer (2010 Series)	1
18	76001357	Sensor (Air Temperature) (2010 Series)	1
19	76001492	Bolt (2010 Series)	1

EMISSION CONTROL SYSTEM
MAZDA 2.2L LPG
EMISSION COMPLIANT ENGINES





EMISSION CONTROL SYSTEM
MAZDA 2.2L LPG
EMISSION COMPLIANT ENGINES

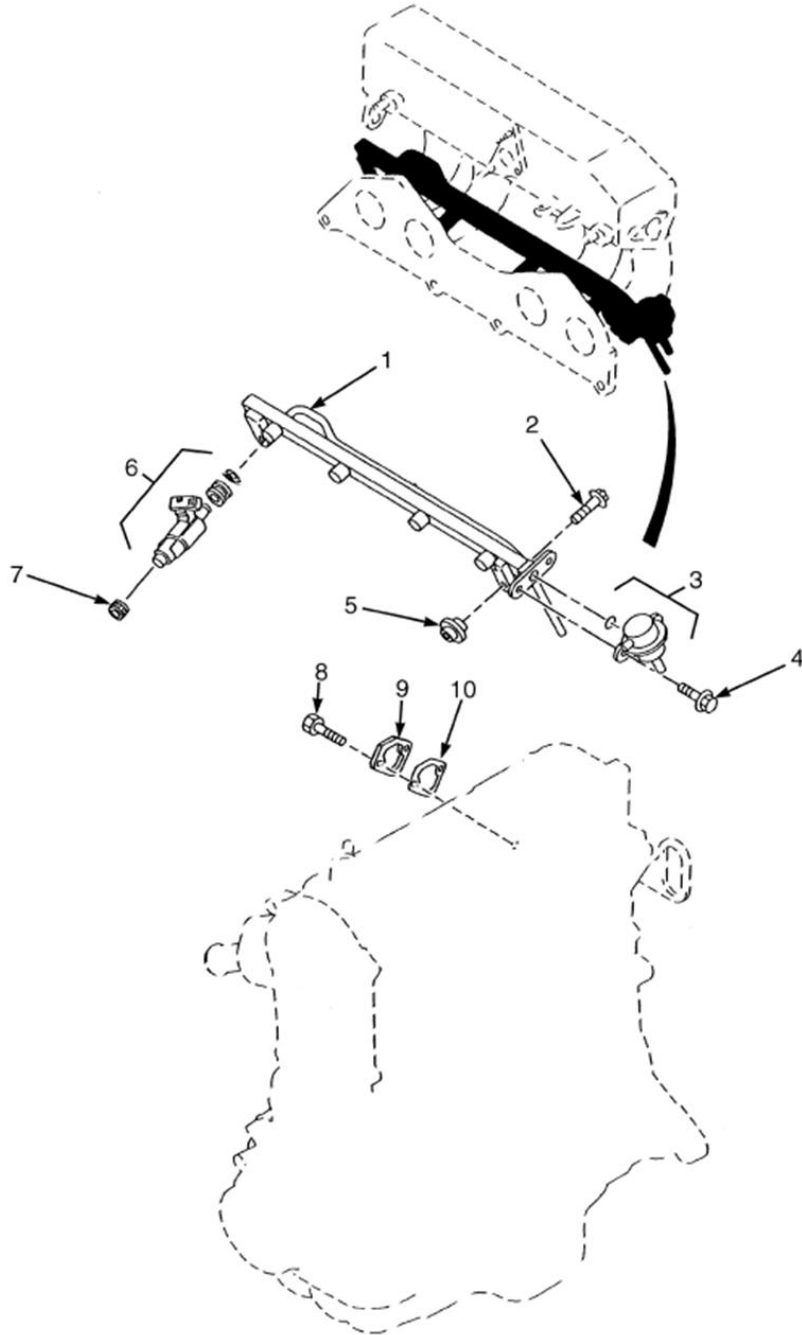
A: Mazda 2.2L BI-FUEL

B: Mazda 2.2L LPG

ITEM	PART NO.	DESCRIPTION	QTY
1	76001358	Sensor (Boost, M.A.P.) (Boost)	1
2	76001581	Hose (PCV)	1
3	76001469	Clamp	1
4	76001578	Intake Manifold	1
4	76001583	Intake Manifold	1



ENGINE FUEL SYSTEM MAZDA
2.2L, BI-FUEL AND LPG
EMISSION COMPLIANT ENGINES





MAZDA 2.2L, BI-FUEL AND LPG
EMISSION COMPLIANT ENGINES

KEY:

A: BI-FUEL

B: LPG

ITEM	PART NO.	DESCRIPTION	QTY	
			A	B
1	76001544	Manifold	1	..
2	76001549	Bolt	2	..
3	76001550	Pressure Regulator	1	..
3	76001551	O-Ring	1	..
4	76001479	Screw	2	..
5	76001543	Insulator	2	..
6	76001545	Injector	4	..
6	76001546	Grommet	1	..
6	76001547	O-Ring	1	..
7	76001548	Insulator	4	..
8	76001482	Bolt	2	2
9	76001455	Cover	1	1
10	76001456	Gasket	1	1



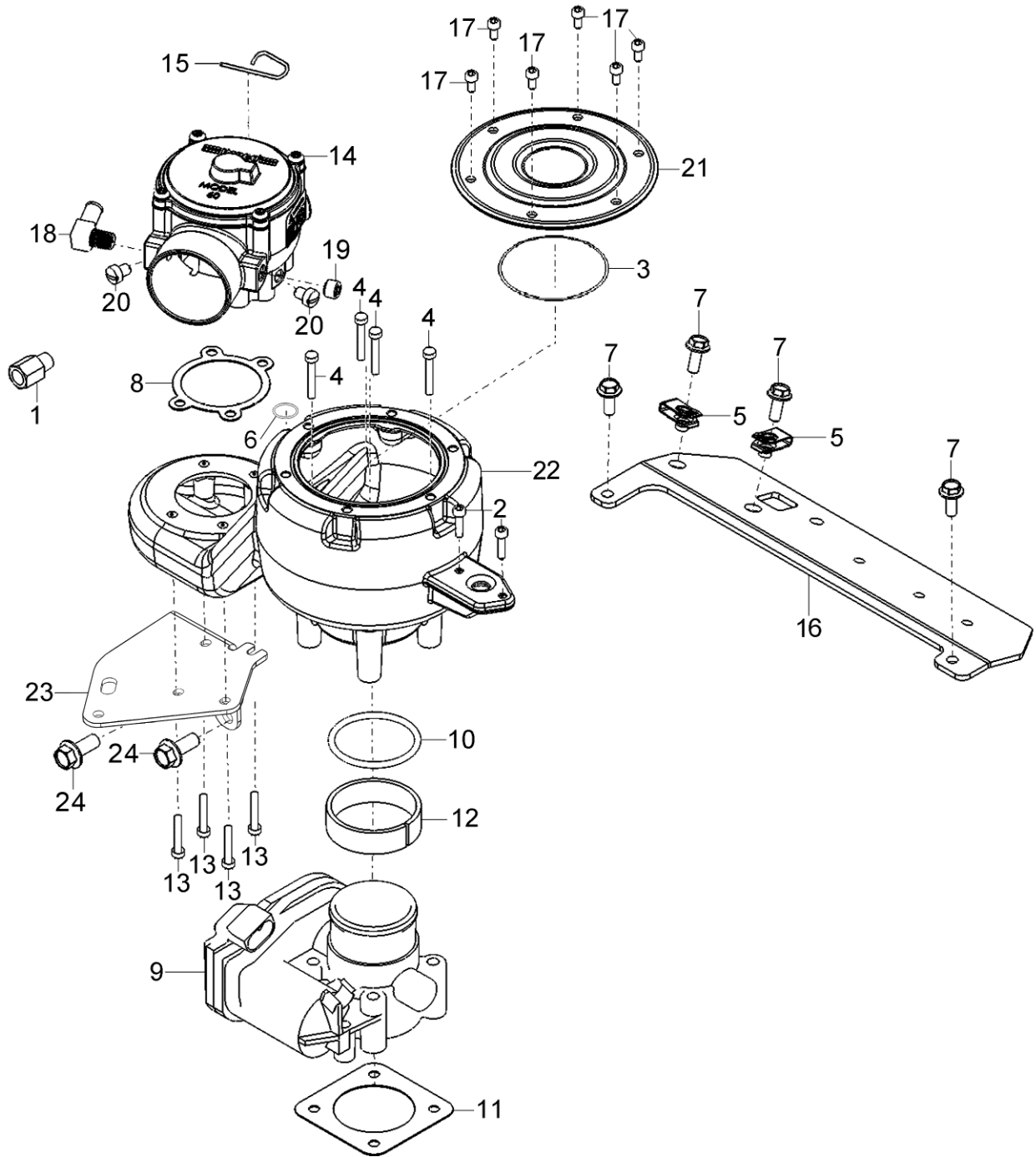
LPG Parts Diagram

PART XIV MAZDA LPG PARTS MANUAL

NOVEMBER 2014

14-1

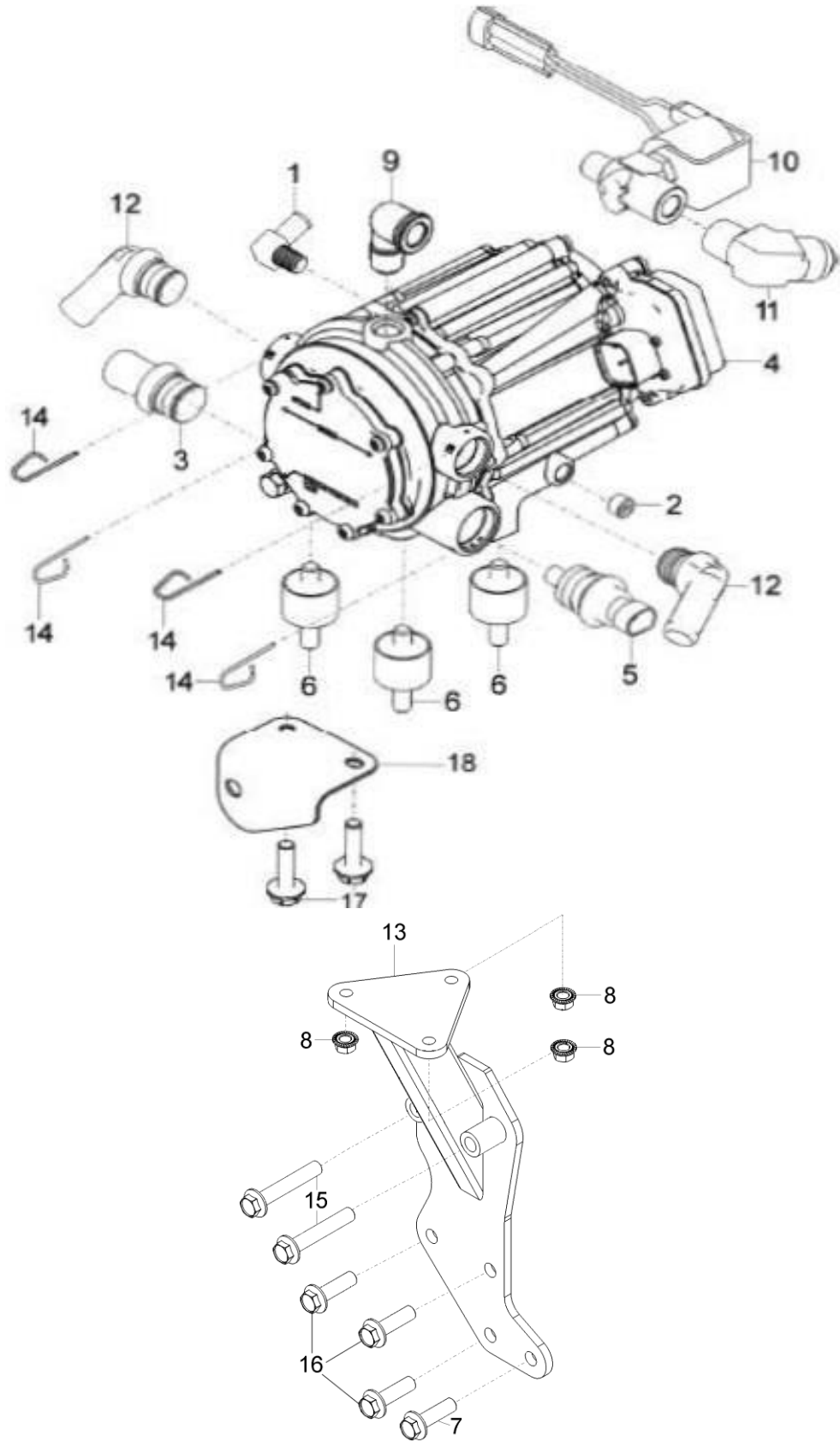
MIXER AND THROTTLE BODY ASSEMBLY



MIXER AND THROTTLE BODY ASSEMBLY

Item #	Description	Qty.	Utilev Part Number
1	Adapter, Nipple Tube Fitting (Oil Sender)	1	76001266
2	Screw, Hex Cap, MAP Sensor M4x16	2	76001253
3	O-Ring	1	76001259
4	Screw, SHCS-w/Sealant Lock	4	76001305
5	Nut, Clip M6	2	76001260
6	Seal, Air Intake (IAT) Sensor	1	76001570
7	Screw, Hex Flange, M6 X 16MM	4	76001256
8	Gasket, Throttle-Mixer, 100, 125	1	76001243
9	Throttle Body 40 mm, BOSCH	1	76001261
10	O-ring Nitrile	1	76001262
11	Gasket, BOSCH TBI	1	76001264
12	Sleeve, Plastic BOSCH Throttle	1	76001263
13	Screw, M6x10 mm	4	76001270
14	Mixer, 60 Series	1	76001271
15	Pin Retainer (also used on EPR)	1	76001252
16	Brkt, Relay NMHG Series III	1	76001267
17	Screw	6	76001244
18	Fitting, 1/8 NPT 3/8Hs 90EI Nyl	1	76001247
19	Plug, 1/8 NPT Hex Hd Stl Oxd	1	76001306
20	Screw, 1/4x28 x 5/16	2	76001245
21	Cover, Air Intake	1	76001272
22	Adapter, Mixer to Throttle	1	76001273
23	Bracket, Air Box Support	1	76001274
24	Screw, Hex Flange, M10 x 16mm	1	76001688

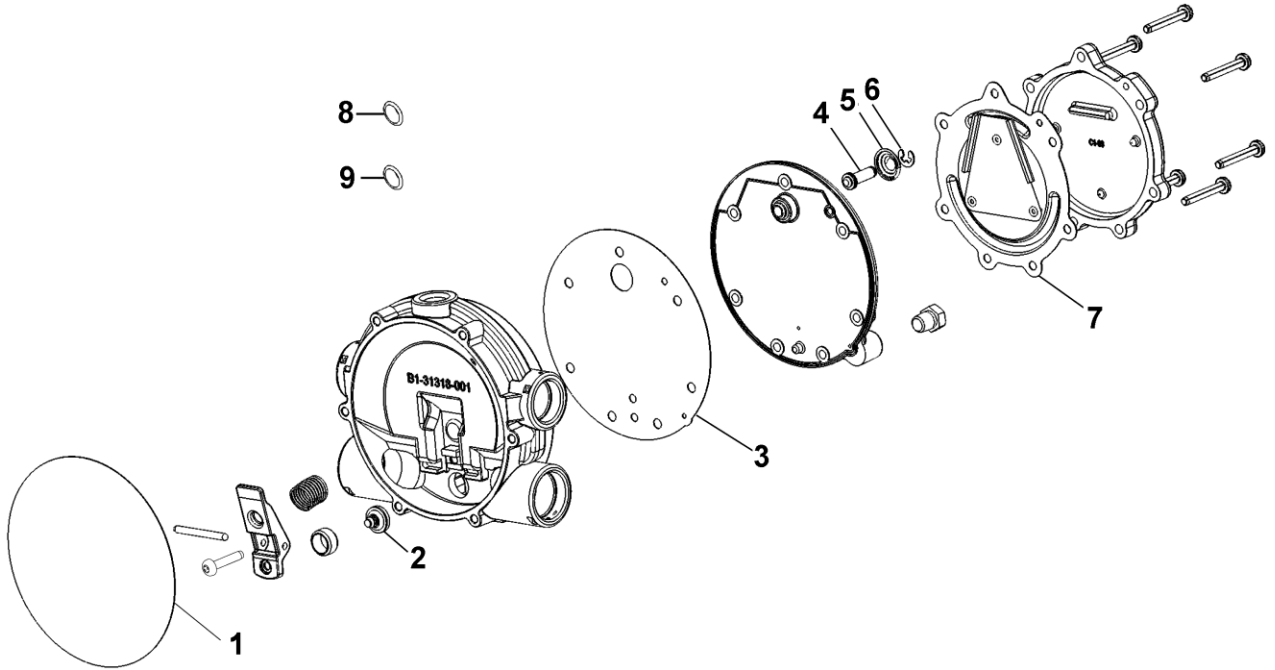
EPRASSEMBLY



EPRASSEMBLY

Item #	Description	Qty.	Utilev Part Number
1	Fitting, 1/8 NPT X 3/8 H 90° EL NYL	1	76001247
2	Plug, 1/8 NPT 3/16 Hex SCH Brass	1	76001306
3	Fitting, Assy., Straight, 3/4"	1	76001275
4	Electronic Pressure Regulator, (EPR)	1	76001276
5	Sensor, Fuel Temperature	1	76001304
6	Vibration Mounts	3	76001277
7	Screw, Hex Flange-M10X1.25X35	1	76001278
8	Nut-Hex Flange	3	76001279
9	Fitting, 1/4 NPT Street 90 EL Brass	1	76001280
10	Valve, LPG Shut-off	1	76001321
11	Fitting, 1/4 NPT 3/8 Flare Brass 45°	1	76001328
12	Fitting, Assy, 70-degree 5/8"	2	76001254
13	Bracket, EPR	1	76001281
14	Pin Retainer (also used on Mixer)	4	76001252
15	Screw, Hex Flange-M10X1.25X60	2	76001282
16	Screw, Hex Flange	3	76001296
17	Screw, Hex Flange, M6-1.0 X 12mm	2	76001301
18	Bracket, Retaining Hose	1	76001299

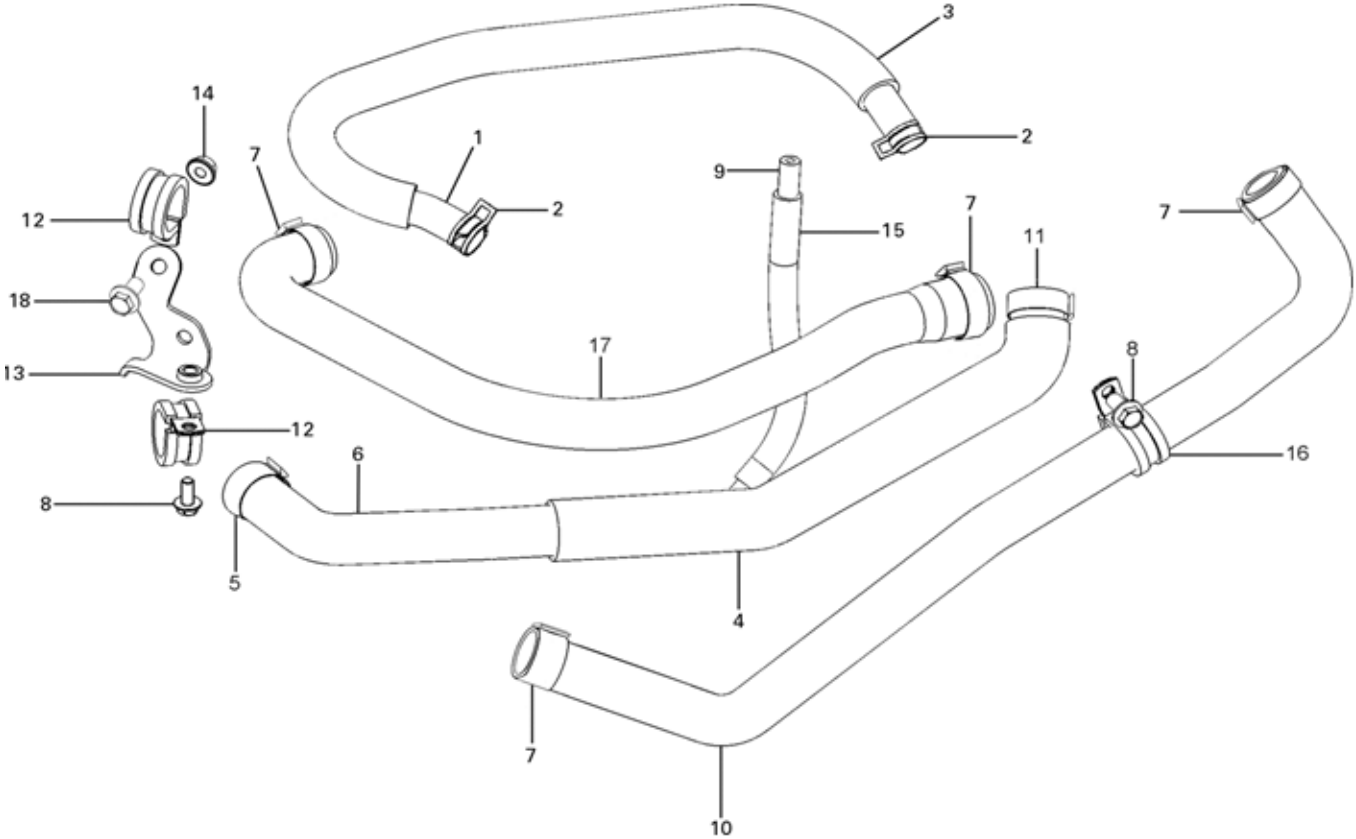
EPR REGULATOR REPAIR



EPR REGULATOR REPAIR

Item #	Description	Qty.	Utilev Part Number
1	Seal, Clamp Plate, EPR	1	76001283
2	Seat, Secondary	1	76001246
3	Gasket, Body Secondary	1	76001248
4	Pin, Primary	1	76001250
5	Spring, Primary	1	76001284
6	Clip, Primary	1	76001249
7	Diaphragm, Primary	1	76001285
8	O-ring	4	76001286
9	O-ring	4	76001257
10	Kit, Repair Regulator Assembly (Includes items 1-9)	1	76001287

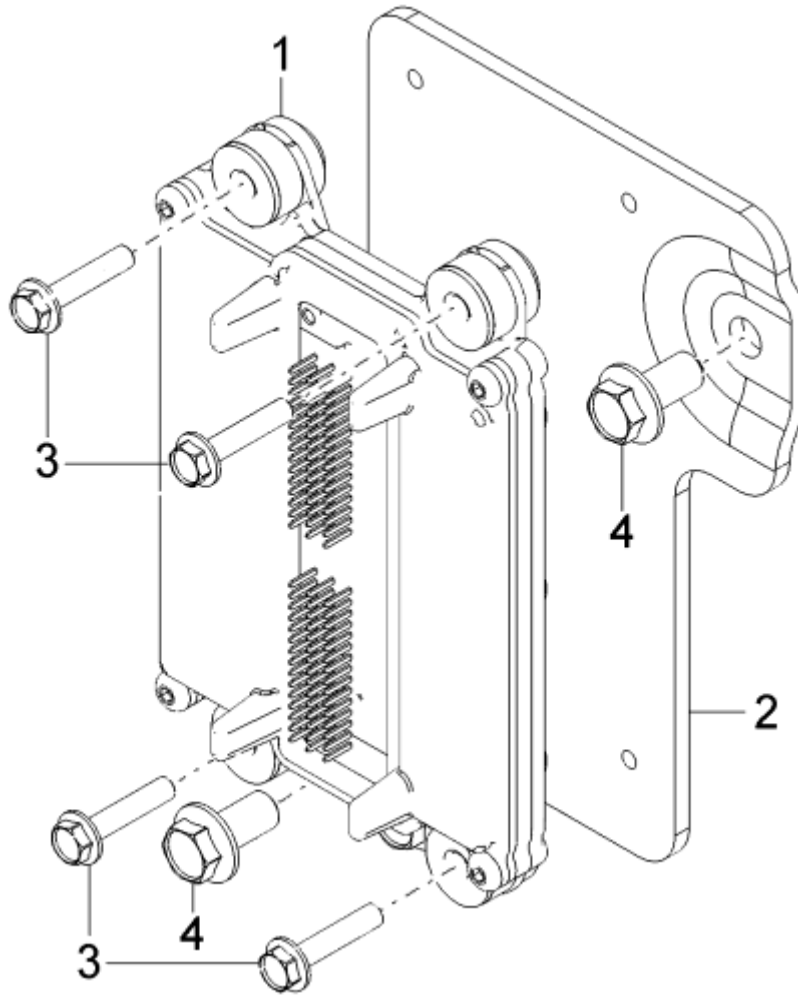
HOSE ASSEMBLIES COOLANT/VACUUM/FUEL



HOSE ASSEMBLIES COOLANT/VACUUM/FUEL

Item #	Description	Qty	Utilev Part Number
1	Hose, Balance 3/8"	1	76001288
2	Clamp, Hose	2	76001255
3	Conduit, Round Convolutd 5/8" ID	1	76001289
4	Conduit, Round Convolutd	1	76001300
5	Clamp, Ear Oetiker 20.9-24.1	1	76001315
6	Hose, Formed-Coolant	1	76001291
7	Clamp, Ear Oetiker 22.4-25.6	4	76001316
8	Screw, Hex Flange M6 X 16MM	2	76001301
9	Hose, Vacuum 5/32"	1	76001292
10	Hose, Formed, Coolant	1	76001307
11	Clamp, Ear Oetiker 25.4-28.6	1	76001317
12	Clamp, Loop Cushion	2	76001298
13	Bracket, Hose Support	1	76001293
14	Nut, Hex Flange Serrated	1	76001294
15	Conduit, Round Convolutd	1	76001295
16	Clamp, Tubing 7/8" ID	1	76001298
17	Hose, Fuel	1	76001290
18	Screw, Hex Flange M10 X 18mm Fine	1	76001256

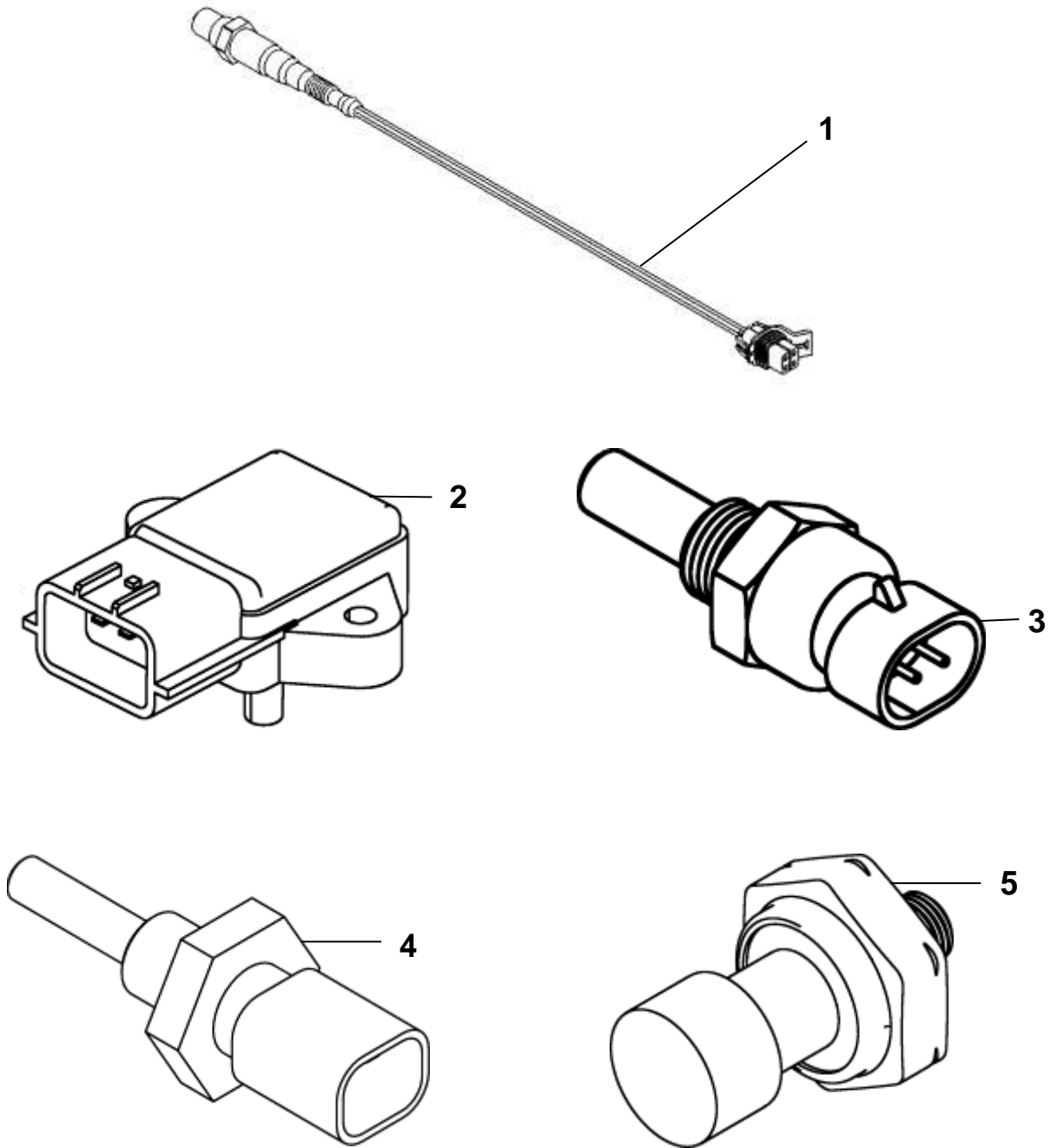
ENGINE CONTROL MODULE



ENGINE CONTROL MODULE

Item #	Description	Qty	Utilev Part Number
1	ECM, Mazda LP 2700	1	76001325
2	Bracket, ECM	1	76001268
3	Screw, Hex Flange-M6 X 1 X 30	4	76001269
4	Screw, Hex Flange, M10 x 1 x 18mm	2	76001302


SENSORS



SENSORS

Item #	Description	Qty.	Utilev Part Number
1	Sensor, Oxy BOSCH LSF4 AU	2	76001329
2	Sensor, MAP	1	76001358
3	Sensor, Air Temp (IAT)	1	76001357
4	Sensor, Coolant Temp	1	76001308
5	Oil Pressure Sender	1	76001319

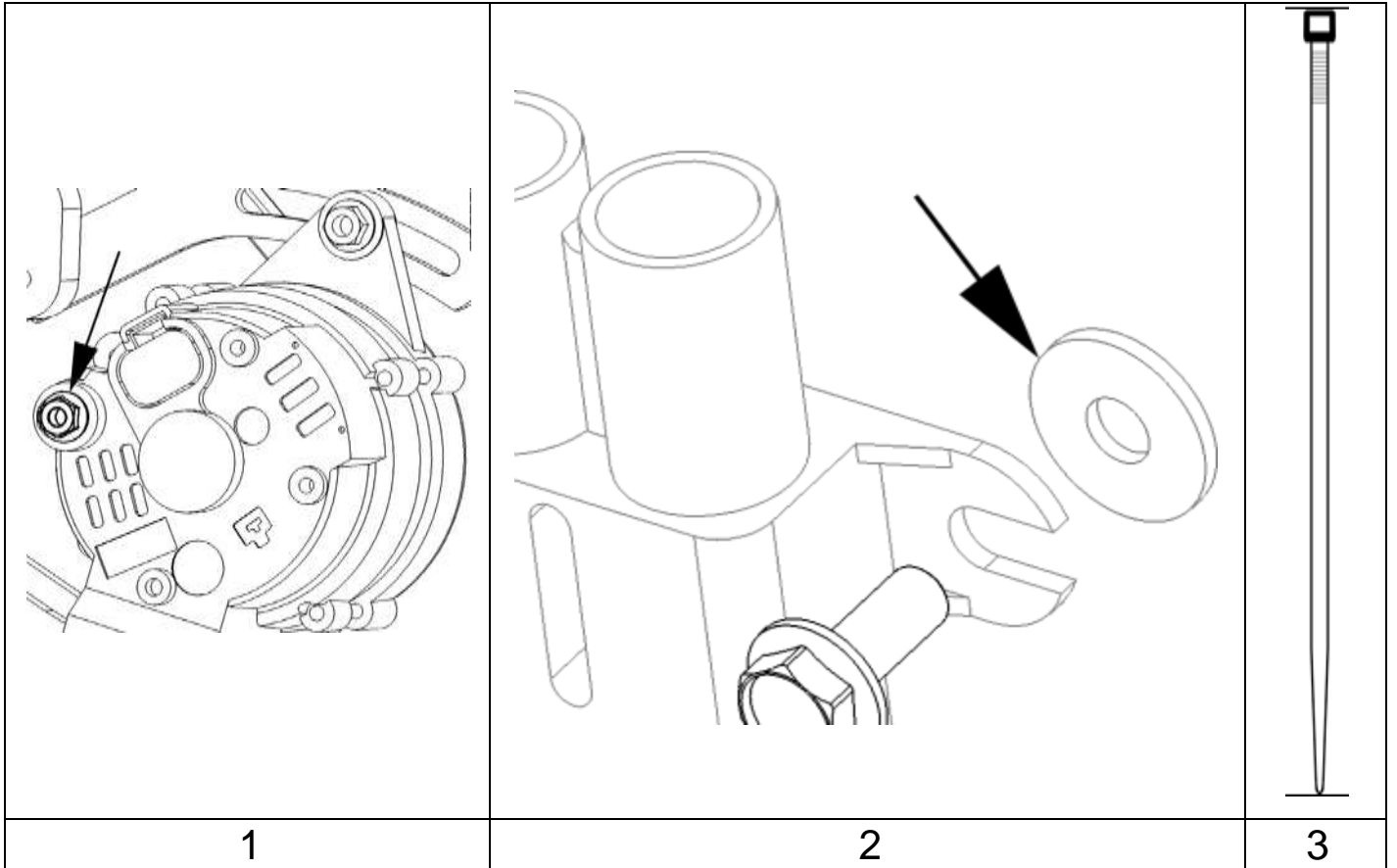
WIRE HARNESSSES/ENGINE ELECTRICAL



WIRE HARNESSSES/ENGINE ELECTRICAL

Item#	Description	Qty	Utilev Part Number
1	Harness, Assembly LPG	1	76001585


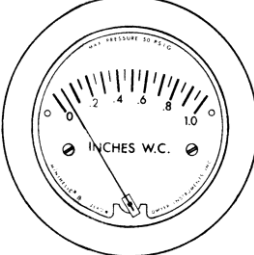


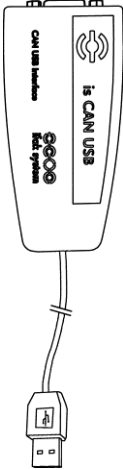
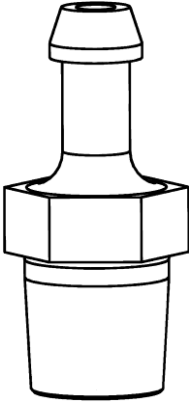
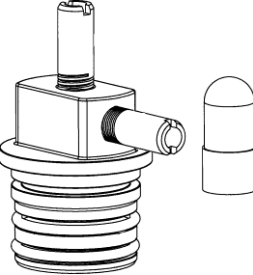

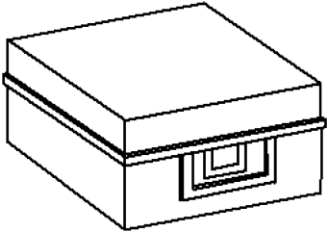
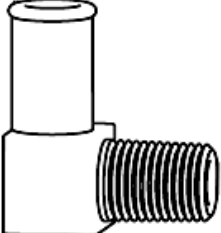


MISCELLANEOUS PARTS



MISCELLANEOUS PARTS

Item #	Description	Qty	Utilev Part Number
1	Nut, Hex Flange M6 x 1.0	1	76001294
2	Washer, Flat M6	2	76001331
3	Nylon Tie Strap, 5.5"	5	76001320

TOOLS & ACCESSORIES

 <p>1</p>	 <p>2</p>	 <p>3</p>	 <p>4</p>
 <p>5</p>	 <p>6</p>	 <p>7</p>	 <p>8</p>
 <p>9</p>	 <p>10</p>	 <p>11</p>	 <p>12</p>

TOOLS & ACCESSORIES

Item #	Description	Qty	Utilev Part Number
1	Test Kit Gauge 0-5 PSI (2-5205)	1	76001571
2	Test Kit-Gage 0-10" WC (2-5010)	1	76001635
3	Hose, 3/16" Id Vacuum, Bulk	1.5'	76001572
4	Wire Harness CAN BUS Adapter	1	76001690*
5	ASM, CAN USB Dongle	1	76001691
6	Fitting, 1/8 NPT 3/16Hs Nip Brass	2	76001519
7	Assembly, Fitting Test Cap 3/4	1	76001573
8	Pin, Retainer	10	76001252
9	Case Plastic 12X8X3.5	1	76001574
10	Fitting, 1/8 NPT 1/4Hs EI Nylon	2	76001394
11	Tool, 20IPR Torx-Plus Bit	1	76001575
12	Fitting, 1/4 Unf 1/4 Hs Vac Nip	1	76001385

PARTS TABLE

Description	Qty	Utilev Part Number
ECM, Mazda LP 2700	1	76001325
Bracket, EPR	1	76001281
Bracket, ECM	1	76001268
Brkt, Relay	1	76001267
Washer, Flat M6	2	76001331
Fitting, 1/4 NPT 3/8 Flare Brass 45°	1	76001328
Adapter, Mixer to Throttle	1	76001273
Adapter, Nipple Tube Fitting (Oil Sender)	1	76001266
Diaphragm, Primary	1	76001285
Fitting, Assy, 70-degree 5/8"	2	76001254
Fitting, Assy., Straight, 3/4"	1	76001275
Sensor, Fuel Temperature	1	76001304
Bracket, Air Box Support	1	76001274
Bracket, Hose Support	1	76001293
Bracket, Retaining Hose	1	76001299
Cover, Air Intake	1	76001272
Clamp, Loop Cushion	2	76001298
Clamp, Tubing 7/8" ID	1	76001298
Clamp, Hose	2	76001255
Clamp, Ear Oetiker 22.4-25.6	4	76001316
Clamp, Ear Oetiker 20.9-24.1	1	76001315
Clamp, Ear Oetiker 25.4-28.6	1	76001317
Throttle Body 40 mm, BOSCH	1	76001261
Harness, Assembly LPG	1	76001585
Seal, Clamp Plate, EPR	1	76001283
Sensor, Coolant Temp	1	76001308
Electronic Pressure Regulator, (EPR)	1	76001276
Valve, LPG Shut-off	1	76001321
Fitting, 1/8 NPT 3/8Hs 90EI Nyl	2	76001247
Fitting, 1/4 NPT Street 90 EL Brass	1	76001280
Mixer, 60 Series	1	76001271
Gasket, Throttle-Mixer, 100, 125	1	76001243
Gasket, Body Secondary	1	76001248
Gasket, BOSCH TBI	1	76001264
Hose, Balance 3/8"	1	76001288
Hose, Vacuum 5/32"	1	76001292
Hose, Fuel	1	76001290
Hose, Formed-Coolant	1	76001291
Hose, Formed, Coolant	1	76001307
Nut, Hex Flange M6 x 1.0	2	76001294
Nut-Hex Flange	3	76001279

PARTS TABLE

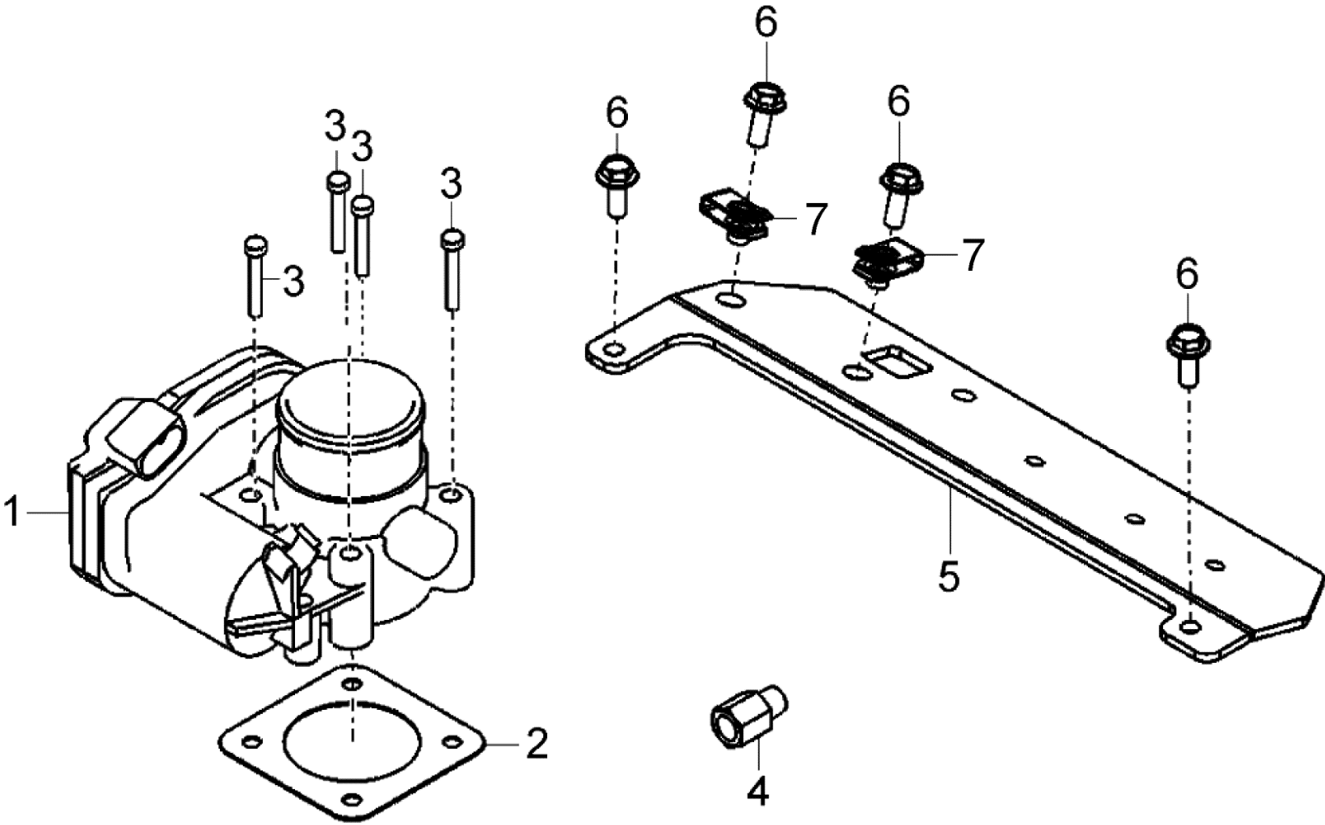
Description	Qty	Utilev Part Number
Nut, Clip M6	2	76001260
Pin, Primary	1	76001250
Pin Retainer	5	76001252
Plug, 1/8 NPT 3/16 Hex SCH Brass	2	76001306
Clip, Primary	1	76001249
Vibration Mounts	3	76001277
Kit, Repair Regulator Assembly (Includes items 1-9)	1	76001287
Screw, Hex Cap, MAP Sensor M4x16	2	76001253
Screw, Hex Flange, M6-1.0 X 12mm	3	76001301
Screw, Hex Flange, M6 X 16MM	6	76001256
Screw, Hex Flange-M6 X 1 X 30	4	76001269
Screw, Hex Flange, M10 x 16mm	1	76001688
Screw, Hex Flange, M10 x 1 x 18mm	2	76001302
Screw, Hex Flange	3	76001296
Screw, Hex Flange-M10X1.25X35	1	76001278
Screw, Hex Flange-M10X1.25X60	2	76001282
Screw, SHCS-w/Sealant Lock	4	76001305
Screw, M6x10 mm	4	76001270
Screw	6	76001244
Screw, 1/4x28 x 5/16	2	76001245
Spring, Primary	1	76001284
O-ring Nitrile	1	76001262
O-Ring	1	76001259
O-ring	4	76001257
O-ring	4	76001286
Seal, Air Intake (IAT) Sensor	1	76001570
Seat, Secondary	1	76001246
Sleeve, Plastic BOSCH Throttle	1	76001263
Sensor, MAP	1	76001358
Sensor, Air Temp (IAT)	1	76001357
Sensor, Oxy BOSCH LSF4 AU	2	76001329
Nylon Tie Strap, 5.5"	5	76001320
Oil Pressure Sender	1	76001319
Conduit, Round Convolute 5/8" ID	1	76001289
Conduit, Round Convolute	1	76001295
Conduit, Round Convolute	1	76001300



Bi-Fuel System Parts

PART XV MAZDA DUAL-FUEL PARTS MANUAL

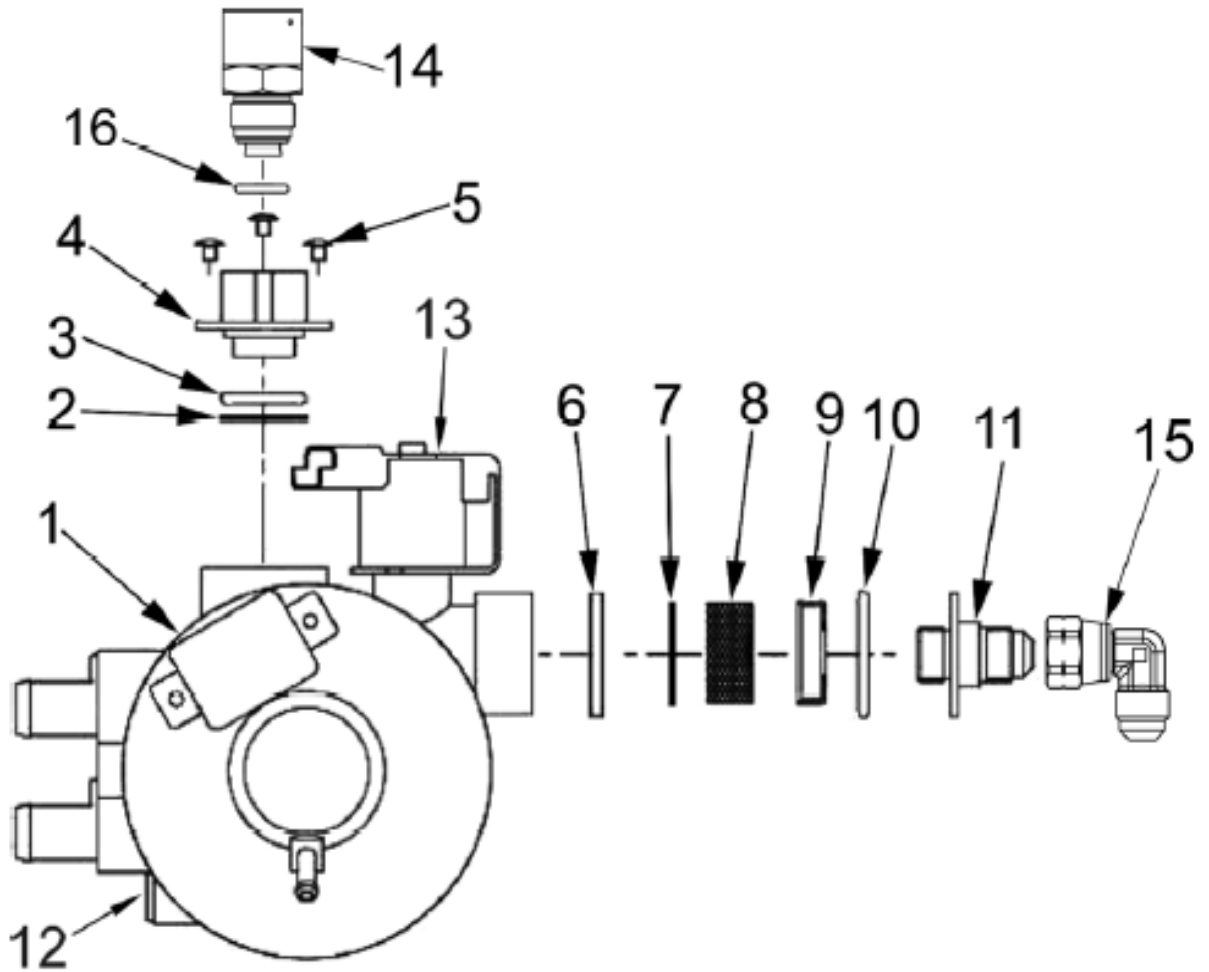
THROTTLE BODY



THROTTLE BODY

Item #	Description	Qty.	Utilev Part Number
1	BOSCH Throttle Body 40 mm	1	76001261
2	Gasket, BOSCH TBI	1	76001264
3	Bolt, M6 X 1.0 X 50 mm	4	76001265
4	Adapter, Nipple Tube Fitting	1	76001266
5	Bracket, Relay NACCO Series III	1	76001267
6	Screw, Hex Flange, M6 X 16 mm	4	76001256
7	Nut, Clip M6	1	76001260

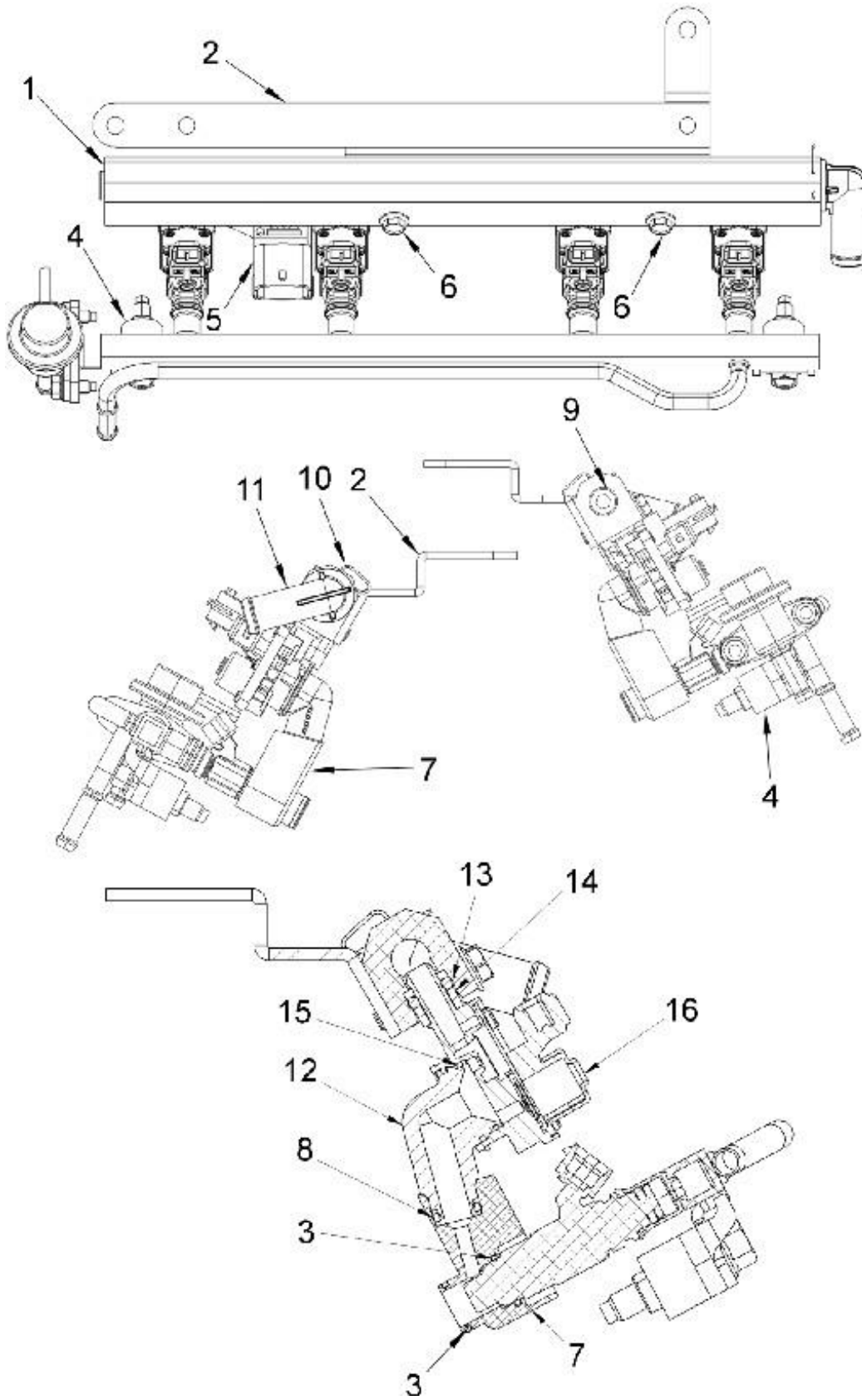
REGULATOR ASSEMBLY



REGULATOR ASSEMBLY

Item #	Description	Qty	Utilev Part Number
1	Regulator Assy (Fully Assembled with all parts 1-12)	1	76001344
	Filter Kit (Includes 2, 6, 7, 8, 9)	1	76001991
	Outlet Fitting Service Kit (Includes 3 & 4)	1	76001680
5	Screw Kit (Includes 3 screws)	1	76001683
	Inlet Fitting w/O-Ring (Includes 10 & 11)	1	76001679
12	Drain Plug & O-ring Kit (Includes 12 & O-ring)	1	76001681
13	Lock-Off Assembly	1	76001682
14	Adapter, Vapor Outlet	1	76001343
15	Fitting, Flare 90 Swivel Elbow	1	76001987
16	O-Ring, Vaporizer Quick Release Adaptor	1	76001995

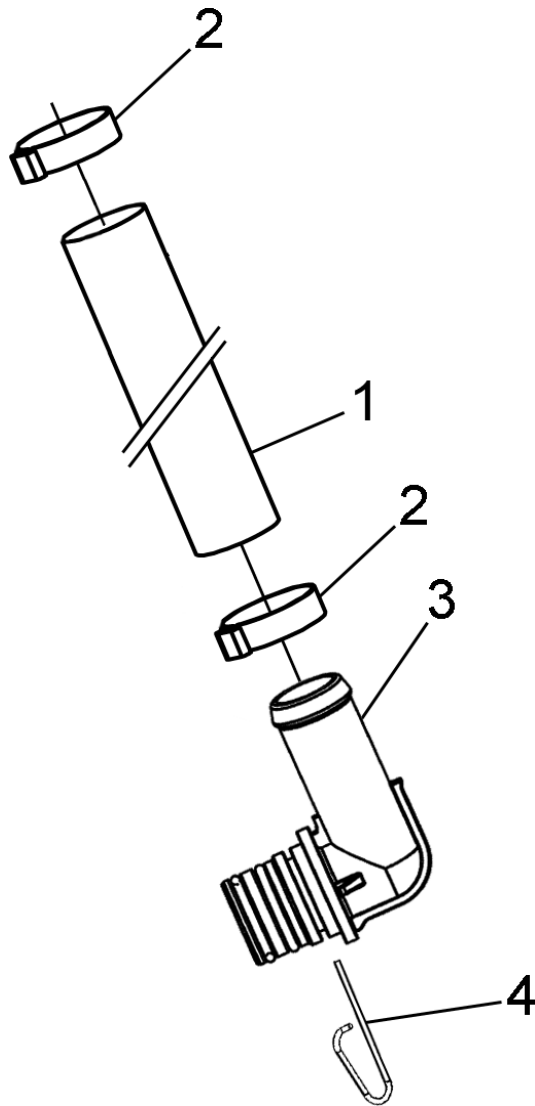
FUEL RAIL & INJECTORS



FUEL RAIL & INJECTORS

Item #	Description	Qty	Utilev Part Number
1	Fuel Rail, LPG, Mazda 2.2l, Bi-Fuel	1	76001334
2	Bracket, Fuel Rail, LPG, Mazda 2.2l, Bi-Fuel	1	76001335
3	O-Ring, 2-014	8	76001341
4	Spacer, Gasoline Fuel Rail, Bi-Fuel	2	76001336
5	Sensor, Pressure	1	See Sensors
6	Screw, Hex Flange, M6-1.0 X 30mm	2	76001269
7	Adapter, Bi-fuel	4	76001340
8	O-Ring, Fkm-75 2-110, .362 Id	4	76001251
9	Plug, 1/4" NPT, Socket Head Brass	1	76001338
10	Pin, Retainer	1	76001252
11	Fitting Assy, 5/8 X 90 X .78 Port	1	76001339
12	Adapter, GFI Injector	4	76001314
13	O-Ring, Inlet	4	76001313
14	Spacer, O-Ring	4	76001312
15	Adapter, O-Ring	4	76001310
16	Injector GFI, 2.25 LPG/CNG	4	76001311
Not Shown	Screw, Hex Flange, M6-1.0 X 16mm (Holds Sensor #5)	1	76001256

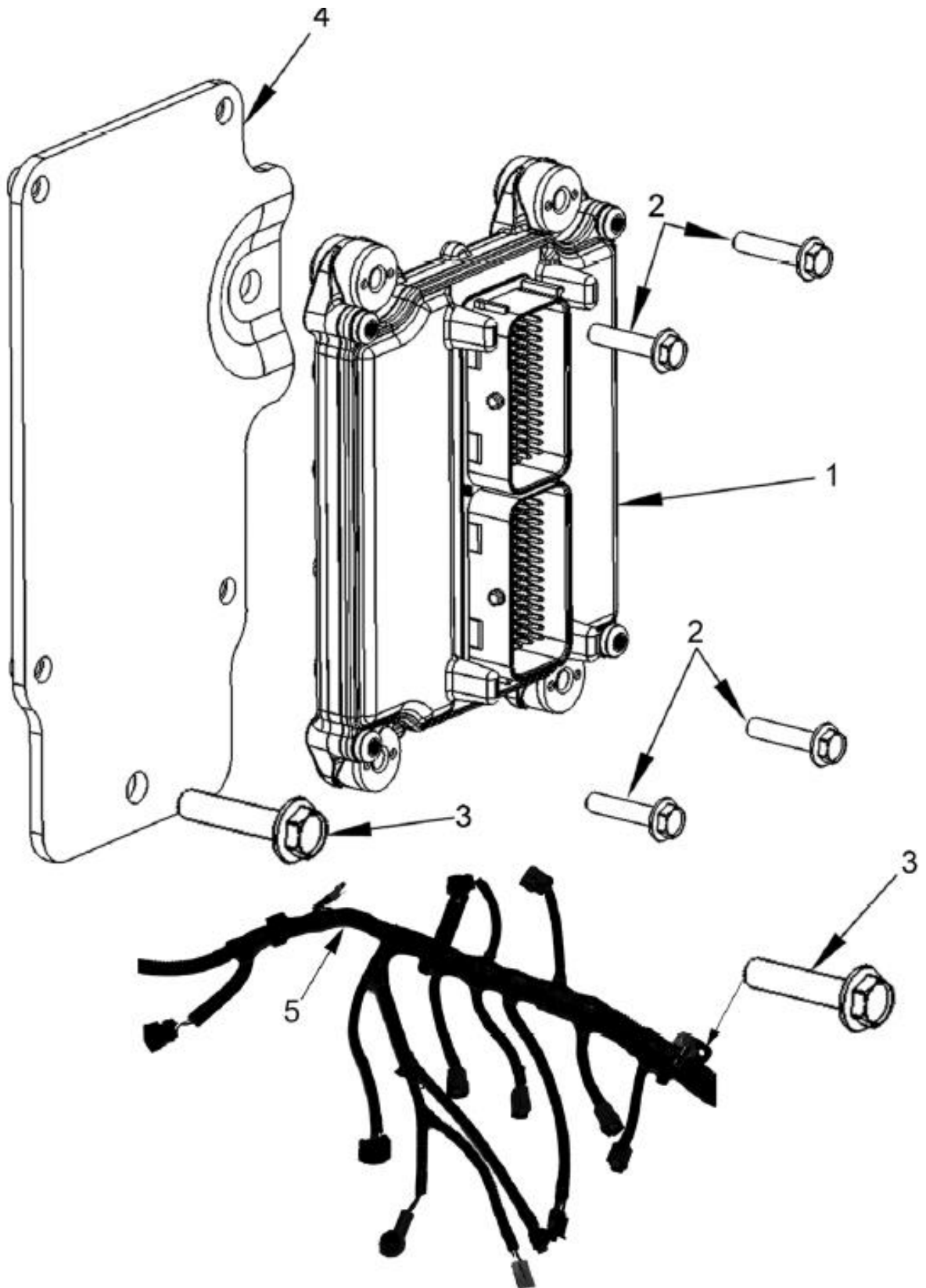
HOSE ASSEMBLIES



HOSE ASSEMBLIES

Item II	Description	Qty	Utilev Part Number
1	Hose,5S" Fuei/Oil	1	76001342
2	Clamp, Oetiker 24.1-706R	2	76001989
3	Fitting,90 Degree 518" x 0.78"	1	76001339
4	Pin, Retainer	1	76001252

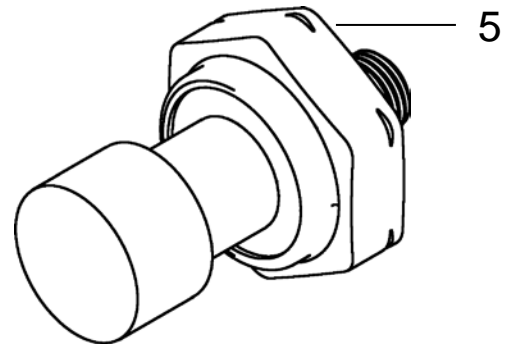
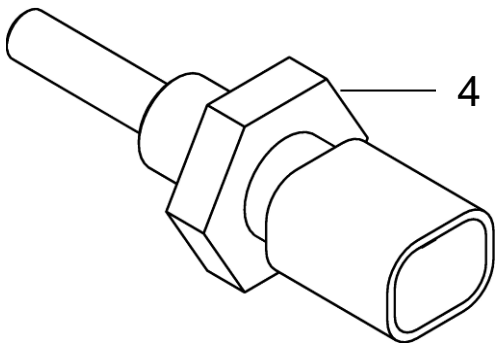
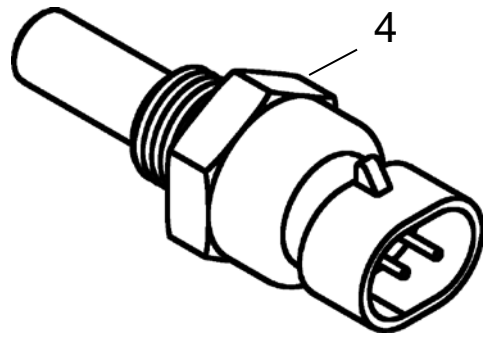
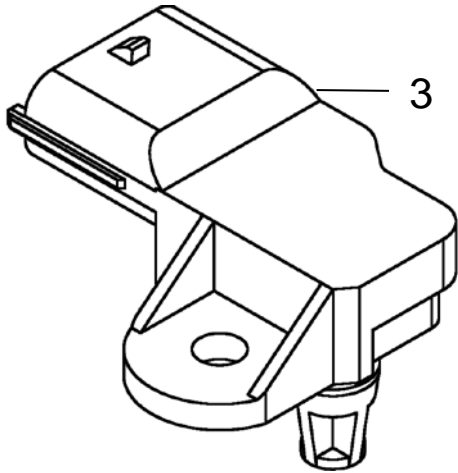
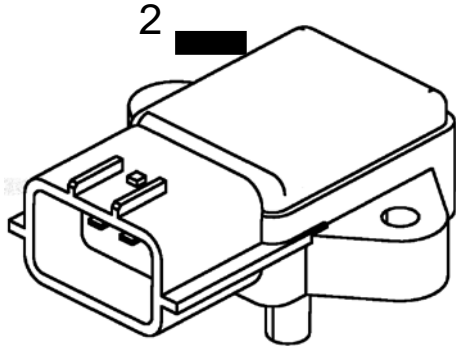
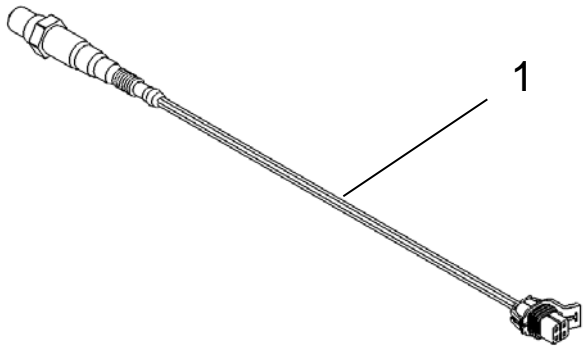
ENGINE CONTROL MODULE & HARNESS



ENGINE CONTROL MODULE & HARNESS

Item #	Description	Qty	Utilev Part Number
1	ECM, Mazda 2.2 DF 2700	1	76001332
2	Screw, Hex Flange-M6 X 1 X 30	4	76001269
3	Screw, Hex Flange, M10 x 1 x 18mm	3	76001302
4	Bracket, ECM	1	76502256
5	Harness, Assembly LPG	1	76001689

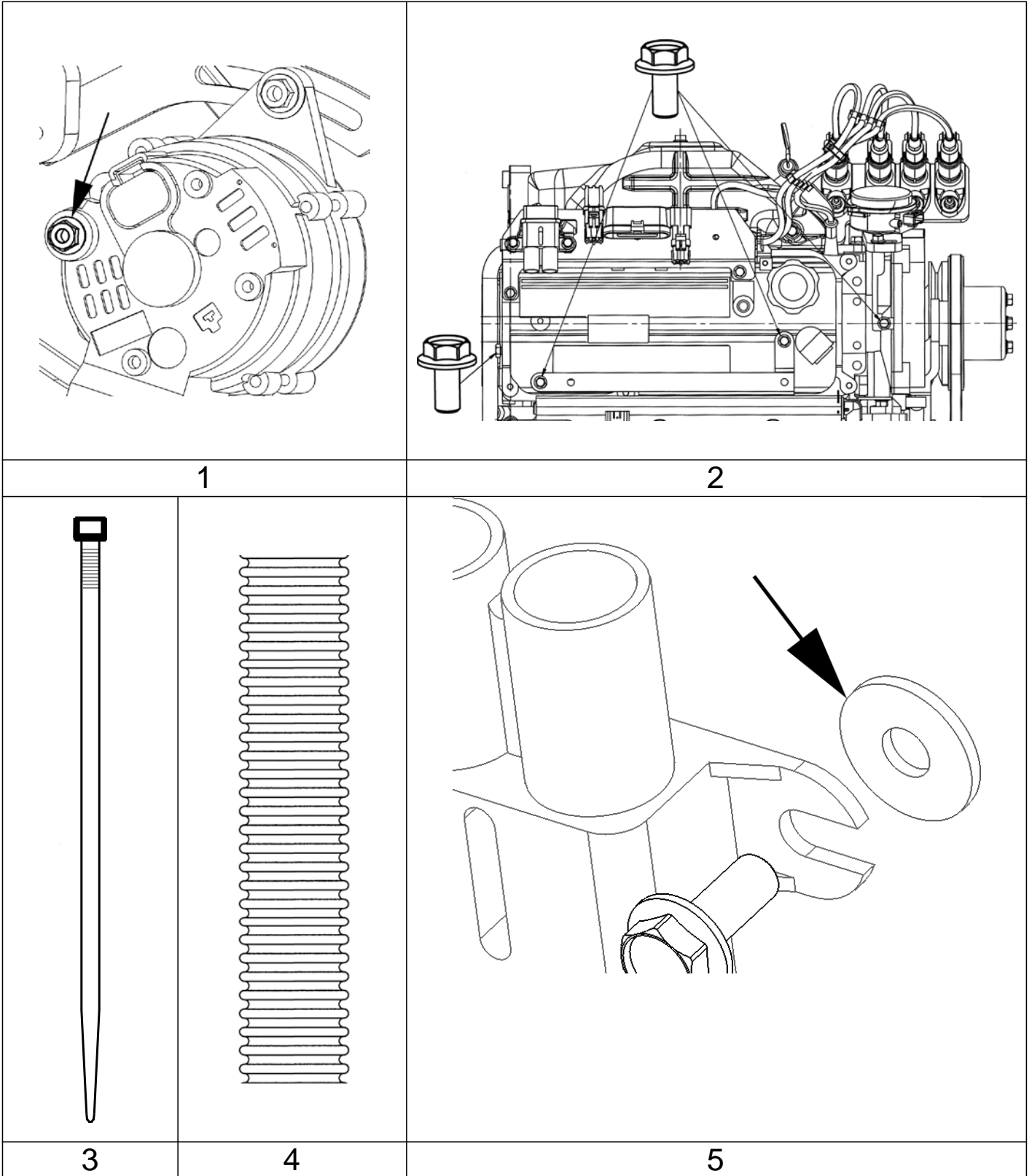
SENSORS



SENSORS

Item #	Description	Qty	Utilev Part Number
1	Sensor, Oxy BOSCH LSF4 AU	2	76001329
2	Sensor, MAP (Intake Manifold)	1	76001358
3	Sensor, TMAP (Fuel Rail Mount)	1	76501343
4	Sensor, Coolant Temp	1	76001308
5	Oil Pressure Sender	1	76001319


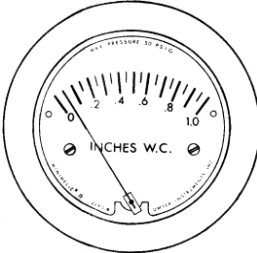


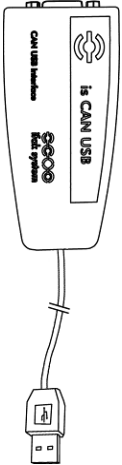
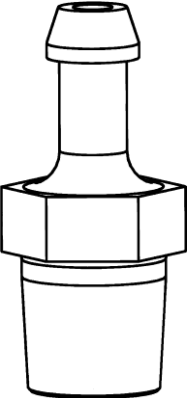
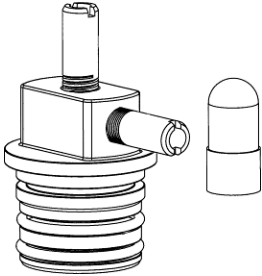

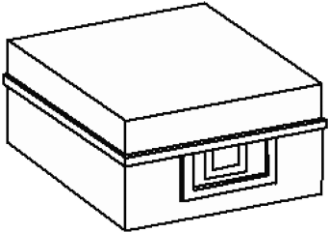
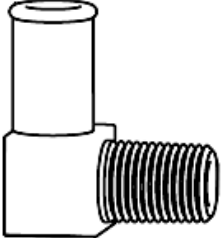

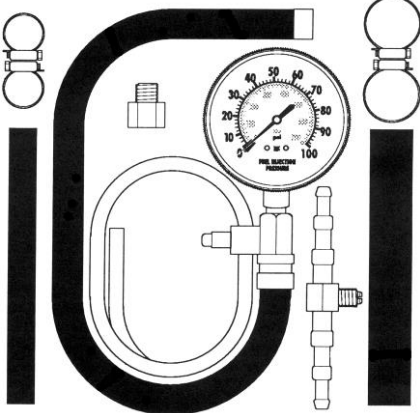
MISCELLANEOUS PARTS



MISCELLANEOUS PARTS

Item #	Description	Qty	Utilev Part Number
1	Nut, Hex Flange M6 x 1.0	1	76001294
2	Screw, Hex Flange M6 x 12mm	4	76001301
3	Nylon Tie Strap, 5.5"	4	76001320
4	Conduit, Round 9 x 140mm	1	76001988
5	Washer, Flat M6	2	76001331

TOOL KIT & ACCESSORIES

				
1	2	3	4	5
				
6	7	8	9	10
				


TOOL KIT & ACCESSORIES

Item #	Description	Qty	Utilev Part Number
1	Test Kit Gauge 0-5 PSI (2-5205)	1	76001571
2	Test Kit-Gage 0-10" WC (2-5010)	1	76001635
3	Hose, 3/16" Id Vacuum, Bulk	1.5'	76001572
4	Wire Harness CAN BUS Adapter	1	76001586
5	ASM, CAN USB Dongle*	1	76001587
6	Fitting, 1/8 NPT 3/16Hs Nip Brass	2	76001519
7	Assembly, Fitting Test Cap 3/4	1	76001573
8	Pin, Retainer	10	76001252
9	Case Plastic 12X8X3.5	1	76001574
10	Fitting, 1/8 NPT 1/4Hs EI Nylon	2	76001394
11	Tool, 20IPR Torx-Plus Bit	1	76001575
13	Gauge, Test Gasoline Fuel System	1	76001992

Parts Table

Description	Qty.	Utilev Part Number
Wire Harness CAN BUS Adapter	1	76001586
ECM, Mazda 2.2 DF 2700	1	76001332
Bracket, Relay NACCO Series III	1	76001267
Sensor, TMAP (Fuel Rail Mount)	1	76501343
Washer, Flat M6 Din 433	2	76001331
Adapter, Vapor Outlet	1	76001343
O-Ring, 2-014	8	76001341
Spacer, Gasoline Fuel Rail, Bi-Fuel	2	76001336
Fuel Rail, LPG, Mazda 2.2l, Bi-Fuel	1	76001334
Bracket, Fuel Rail, LPG, Mazda 2.2l, Bi-Fuel	1	76001335
Adapter, Bi-fuel	4	76001340
Adapter, Nipple Tube Fitting	1	76001266
Fitting Assy, 5/8" x 90 x 0.78 port	1	76001339
Filter Kit (Includes 2, 6, 7, 8, 9)	1	76001991
Inlet Fitting w/O-Ring (Includes 10 & 11)	1	76001679
Outlet Fitting Service Kit (Includes 3 & 4)	1	76001680
Drain Plug & O-ring Kit (Includes 12 & O-ring)	1	76001681
Lock-Off Assembly	1	76001682
Screw Kit (Includes 3 screws)	1	76001683
Regulator Assy (Fully Assembled with all parts)	1	76001344
Adapter, GFI Injector	4	76001314
Fitting, Flare 90 Swivel	1	76001987
Injector GFI, 2.25 LPG/CNG	4	76001311
Adapter, O-Ring	4	76001310
Spacer, O-Ring	4	76001312
O-Ring, Inlet	4	76001313
Assembly, Fitting Test Cap 3/4	1	76001573
Fitting Assy, 5/8 X 90 X .78 Port	1	76001339
Bracket, ECM	1	76502256
Clamp, Oetiker	2	76001989
Case Plastic 12X8X3.5	1	76001574
BOSCH Throttle Body 40 mm	1	76001261
Harness, Assembly LPG	1	76001689
Sensor, Coolant Temp	1	76001308
Fitting, 1/8 NPT 3/16Hs Nip Brass	2	76001519
Fitting, 1/8 NPT 1/4Hs EI Nylon	2	76001394
Gasket, BOSCH TBI	1	76001264
O-Ring, Fkm-75 2-110, .362 Id	4	76001251
Hose, 3/16" Id Vacuum, Bulk	1.5'	76001572

Description	Qty.	Utilev Part Number
Hose, 5/8" Fuel/Oil	1	76001342
ASM, CAN USB Dongle*	1	76001587
Nut, Hex M6 x 1.0	1	76001294
Nut, Clip M6	1	76001260
Pin, Retainer	2	76001252
Plug, 1/4" NPT, Socket Head Brass	1	76001338
Bolt, M6 X 1.0 X 50 mm	4	76001265
Screw, Hex Flange, M6 X 16 mm	4	76001301
Screw, Hex Flange, M6-1.0 X 16mm	5	76001256
Screw, Hex Flange, M6-1.0 X 30mm	2	76001269
Screw, Hex Flange-M6 X 1 X 30	4	76001269
Screw, Hex Flange, M10 x 1 x 18mm	3	76001302
Sensor, MAP (Intake Manifold)	1	76001358
Sensor, Oxy BOSCH LSF4 AU	2	76001329
Tool, 20IPR Torx-Plus Bit	1	76001575
Strap, Nylon Tie	4	76001320
Oil Pressure Sender	1	76001319
Test Kit Gauge 0-5 PSI (2-5205)	1	76001571
Test Kit-Gage 0-10" WC (2-5010)	1	76001635
Gauge, Test Gasoline Fuel System	1	76001992
Conduit, Round Convolutd	1	76001988
O-Ring, Vaporizer Quick Release Adapter	1	76001995



UT30-35P

A490BPG-3

DIESEL

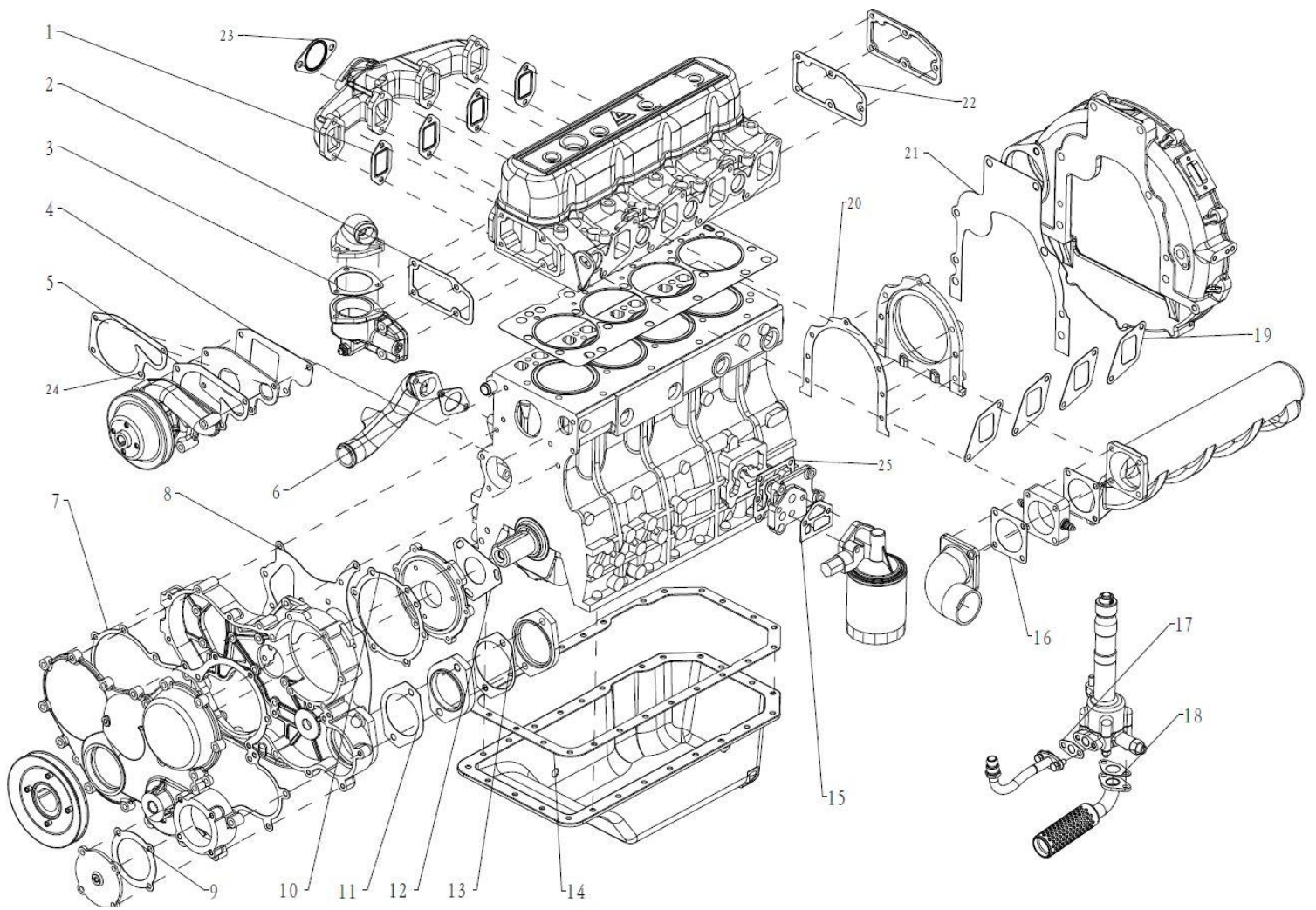
MARCH 2016

ENGINE TYPE A490BPG-3 DSL

TABLE OF CONTENTS

ENGINE GASKET KIT	1
BODY ASSEMBLY AND ACCESSORY.....	3
CYLINDER HEAD AND GAS EXCHANGING SYSTEM ASSEMBLY	8
AIR INTAKE AND EXHAUST ASSEMBLY	10
CRANKSHAFT ASSEMBLY.....	12
TIMING GEAR TRAIN ASSEMBLY.....	13
CYLINDER HEAD COVER ASSEMBLY.....	16
OIL PUMP ASSEMBLY	17
THERMOSTAT ASSEMBLY.....	18
COOLING WASTER PUMP AND FAN ASSEMBLY.....	19
CRANKSHAFT FLYWHEEL ASSEMBLY	20
OIL SUMP ASSEMBLY	21
PISTON AND CONNECTING ROD ASSEMBLY	22
ALTERNATOR AND STARTER ASSEMBLY	23
FUEL INJECTION PUMP ASSEMBLY.....	24
FUEL FILTER ASSEMBLY.....	26
OIL FILTER ASSEMBLY.....	27
LINER SET	28

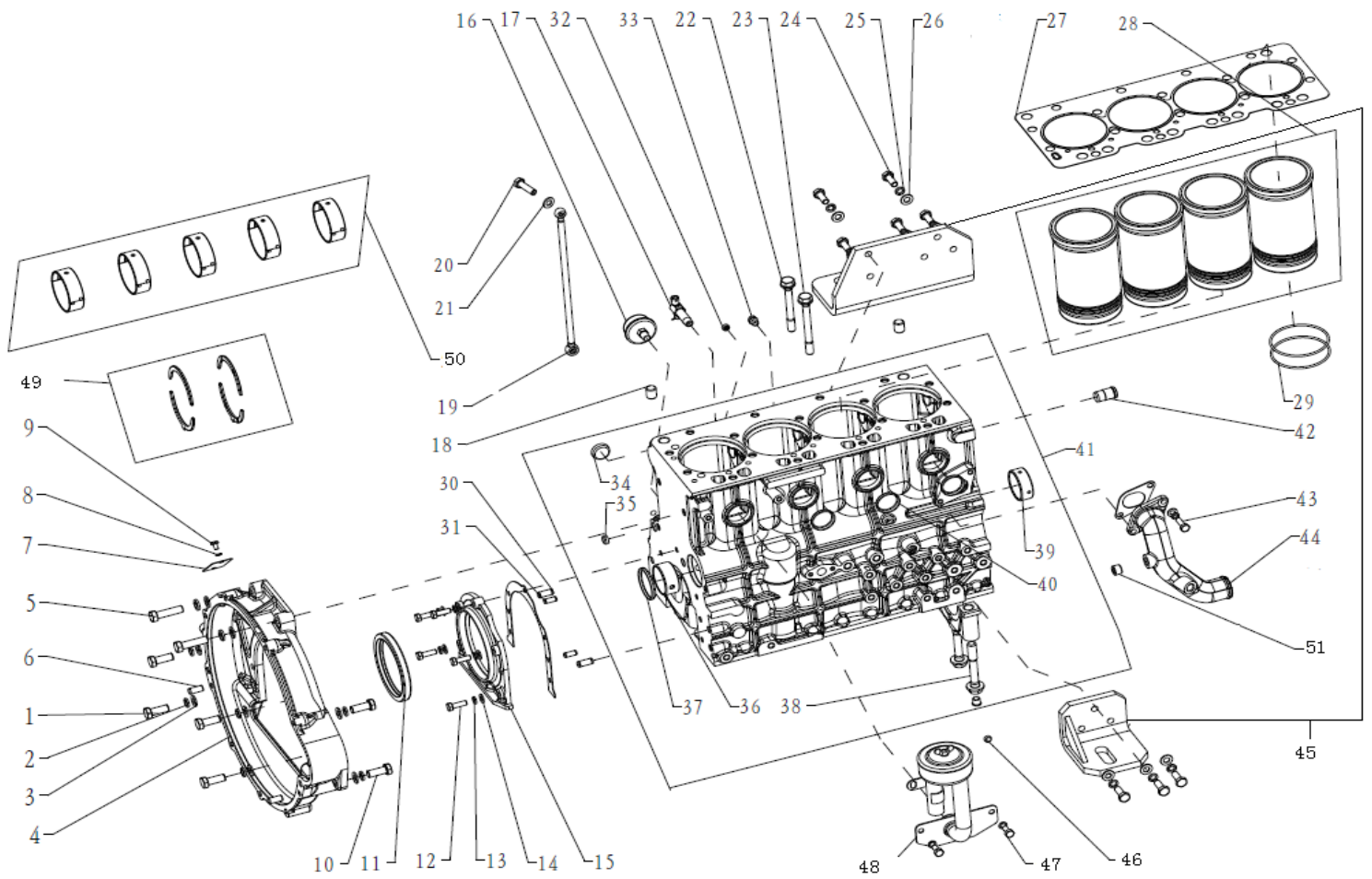
ENGINE GASKET KIT



ENGINE GASKET KIT

#	PART NUMBER	DESCRIPTION	QTY
1	66300869	GASKET-EXHAUST PIPE	4
2	66300942	GASKET THERMOSTAT	1
3	66300943	GASKET THERMOSTAT COVER	1
4	66300710	GASKET	1
5	66300711	GASKET	1
6	66014735	GASKET	1
7	66300899	GASKET-COVER	1
8	66300948	GASKET	1
9	66300945	GASKET	1
10	66300885	GASKET	1
11	66300946	GASKET	1
12	66300886	GASKET	1
13	66300947	GASKET	1
14	66300879	GASKET-OIL SUMP	1
15	66014742	GASKET	1
16	66300882	GASKET-INTAKE ADAPTER	2
17	66014814	GASKET	1
18	66300891	GASKET-SCREEN FILTER	1
19	66300881	GASKET-INTAKE PIPE	4
20	66300941	GASKET OIL SEAL	1
*21	NO PART NO.	FLYWHEEL HOUSING GASKET	1
22	66300870	GASKET	1
23	66300880	GASKET EXHAUST PIPE	1
*24	NO PART NO.	WATER PUMP GASKET	1
*25	NO PART NO.	OIL FILTER SEAT GASKET	1
A	66300897	KIT-GASKET-ENGINE	1 set
*NOTE : A490BPG-3 MODEL DOESN'T HAVE ITEM 21, 24, 25, DRAWING AND PART NUMBERS ARE EXISTING FOR INTERNAL USE			

BODY ASSEMBLY AND ACCESSORY

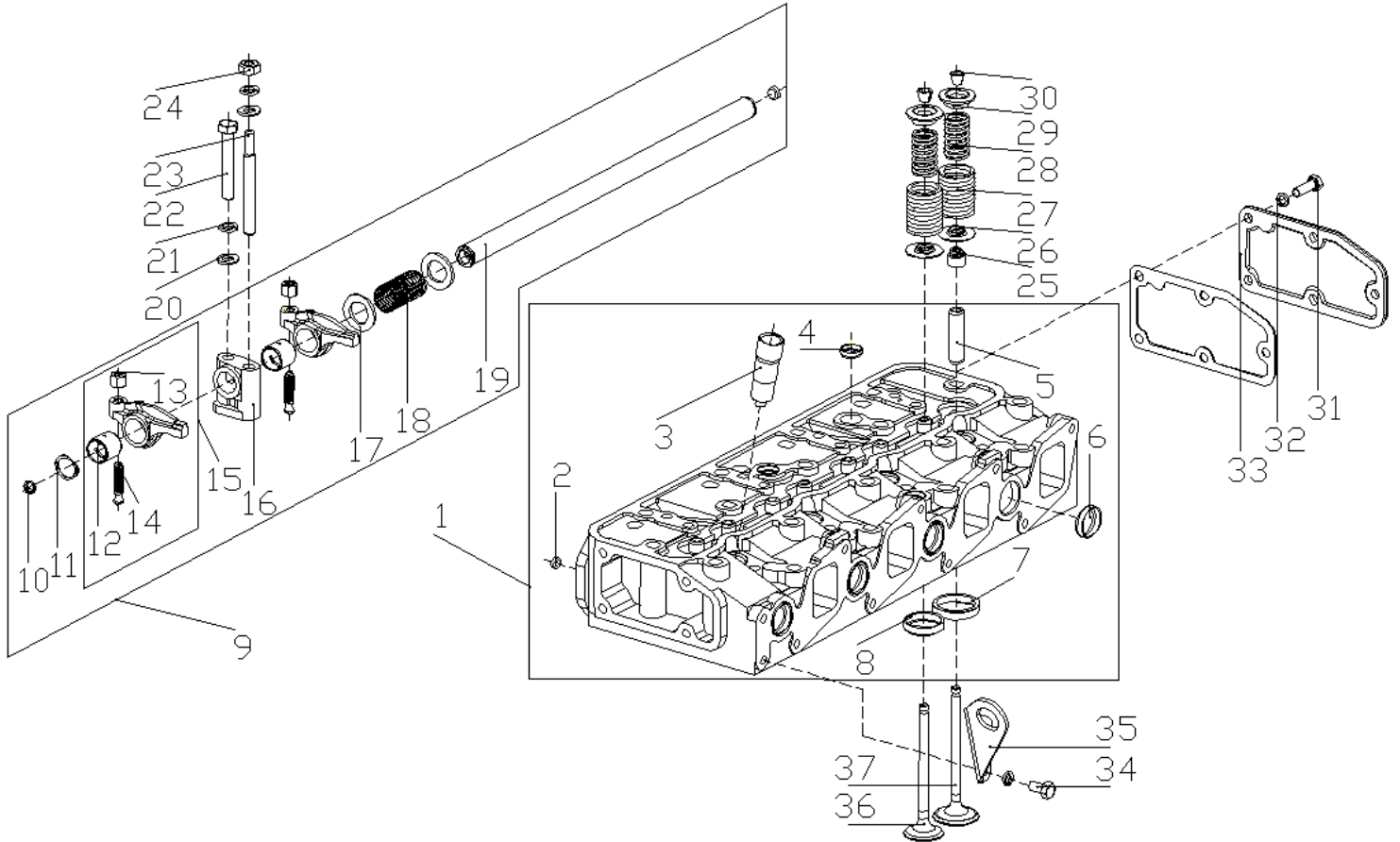


BODY ASSEMBLY AND ACCESSORY

#	PART NUMBER	DESCRIPTION	QTY
1	66005756	BOLT M12X35	4
2	66000067	WASHER 12	8
3	66014702	WASHER 12	8
4	66014801	FLYWHEEL HOUSING	1
5	66014692	BOLT M12X45	2
6	66300921	PIN A10X25	2
7	66014802	PLATE-INSPECTION HOLE	1
8	66000064	WASHER 6	2
9	66300927	SCREW-M6X10	2
10	66014691	BOLT M12X30	2
11	66300867	OIL SEAL 100X125X12	1
12	66000106	BOLT M8X30	6
13	66000065	WASHER 8	14
14	66010085	WASHER 8	14
15	66014737	HOUSING-OIL SEAL	1
16	66300939	SENSOR-OIL PRESSURE	1
17	66014656	VALVE-DRAIN	1
18	66300919	PIN 16H8X20	2
19	66300889	HOSE PIPE	1
20	66300904	PLUG	1
21	66300933	WASHER 10	2
22	66014726	BOLT CYLINDER HEAD-A	14
23	66014727	BOLT CYLINDER HEAD-B	4
24	66000124	BOLT M10X25	8
25	66000066	WASHER 10	8
26	66010084	WASHER 10	8
27	66014728	GASKET	1
*28	66014729	CYLINDER LINER	1 set
29	66014730	SEAL-WATER	8
30	66300918	PIN 10H8X24	2
31	66300920	PIN 8H8X20	2
32	66300695	PLUG R1/8	3
33	66014804	GASKET	1
34	66014745	PLUG 30	4
35	66014747	PLUG 15	2
36	66300903	BUSHING	1
37	66014733	PLUG 58	1
38	66300864	BOLT	10
39	66014731	BEARING CAMSHAFT	2

#	PART NUMBER	DESCRIPTION	QTY
40	66014746	PLUG 40	3
41	66014725	CYLINDER BLOCK	1
42	66014743	TUBE	1
43	66000118	BOLT M8X25	6
44	66014734	TUBE-WATER	1
*45	66300910	BRACKET-ENGINE FRONT	1pair
46	66300913	PLUG	1
47	66300922	BOLT M8X16	2
48	66300706	AIR INLET	1
*49	66300865	BUSHING UPPER THRUST	1set
*50	66300866	BEARING SET-MAIN	1set
51	66014826	PLUG NPT3/8	1
*NOTE: #28, #49, & #50 ARE SUPPLIED AS A SET. #45 IS SUPPLIED AS A PAIR.			

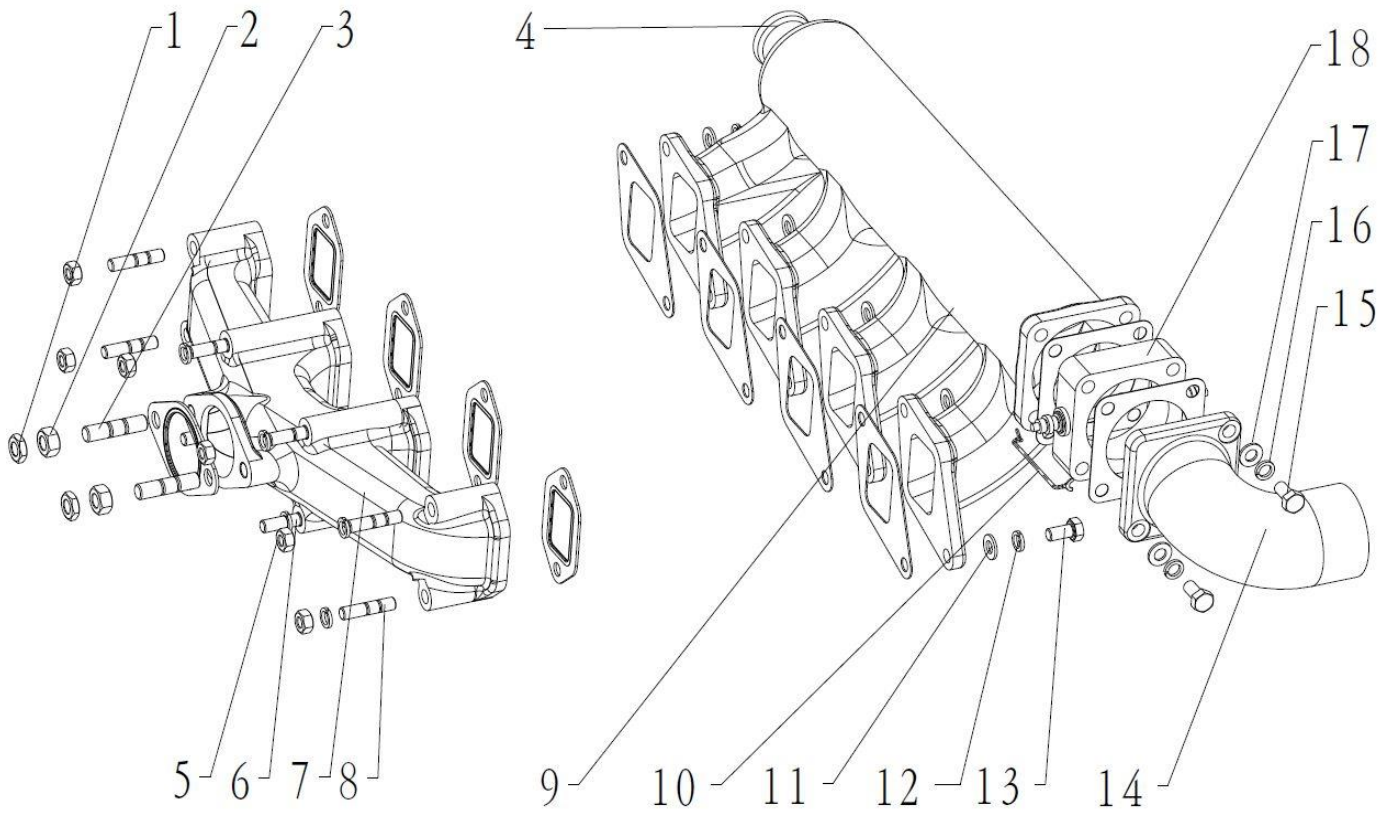
CYLINDER HEAD AND GAS EXCHANGING SYSTEM ASSEMBLY



CYLINDER HEAD AND GAS EXCHANGING SYSTEM ASSEMBL

#	PART NUMBER	DESCRIPTION	QTY
1	66014666	CYLINDER HEAD	1
2	66300871	PLUG	4
3	66014518	SHAFT	4
4	66300940	PLUG 20	7
5	66300911	DOWEL-VALVE GUIDE	8
6	66014745	PLUG 30	4
7	66014765	VALVE SEAT-INTAKE	4
8	66014766	VALVE SEAT-EXHAUST	4
9	66300872	VALVE-ROCKER ARM ASSEMBLY	1
10	66014762	PLUG 12	2
11	66300928	WASHER 10	2
12	66014773	BUSHING-ROCKER ARM VALVE	8
13	66014698	NUT M8X1	8
14	66014768	CAPSCREW- ADJUST	8
15	66300873	VALVE-ROCKER ARM	8
16	66014769	SUPPORT-ROCKER	4
17	66014703	WASHER 20	8
18	66014770	SPRING	3
19	66014771	SHAFT	1
20	66010084	WASHER 10	8
21	66000066	WASHER 10	8
22	66011893	BOLT M10X65	4
23	66300868	BOLT	4
24	66000147	NUT M10	4
25	66014854	OIL SEAL	8
26	66014758	VALVE SEAT-LOWER	8
27	66014753	SPRING-VALVE OUTER	8
28	66014754	SPRING-VALVE INNER	8
29	66014756	VALVE SEAT-UPPER	8
30	66014755	VALVE-COLLET	16
31	66013650	BOLT M8X22	5
32	66000065	SPRING PADS M8	9
33	66014759	COVER-REAR	1
34	66000116	BOLT M8X18	4
35	66014757	BRACKET-MOUNTING	2
36	66014761	VALVE-EXHAUST	4
37	66014760	VALVE-INTAKE	4

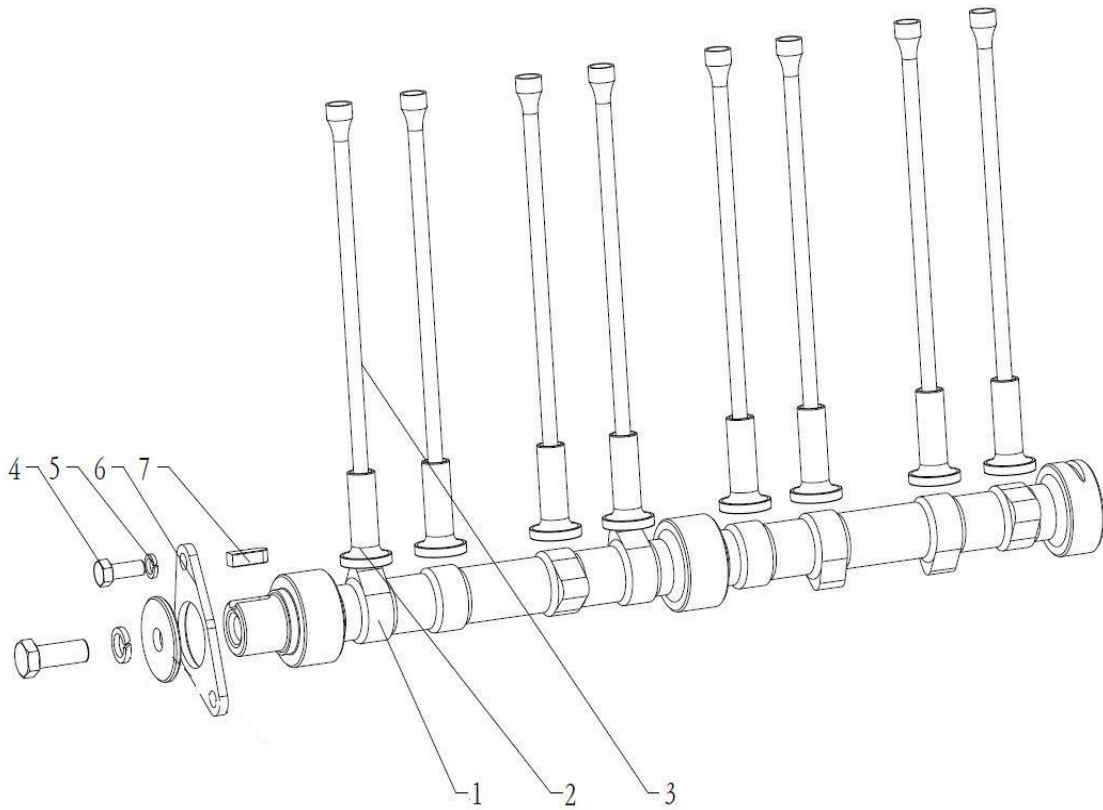
AIR INTAKE AND EXHAUST ASSEMBLY



AIR INTAKE AND EXHAUST ASSEMBLY

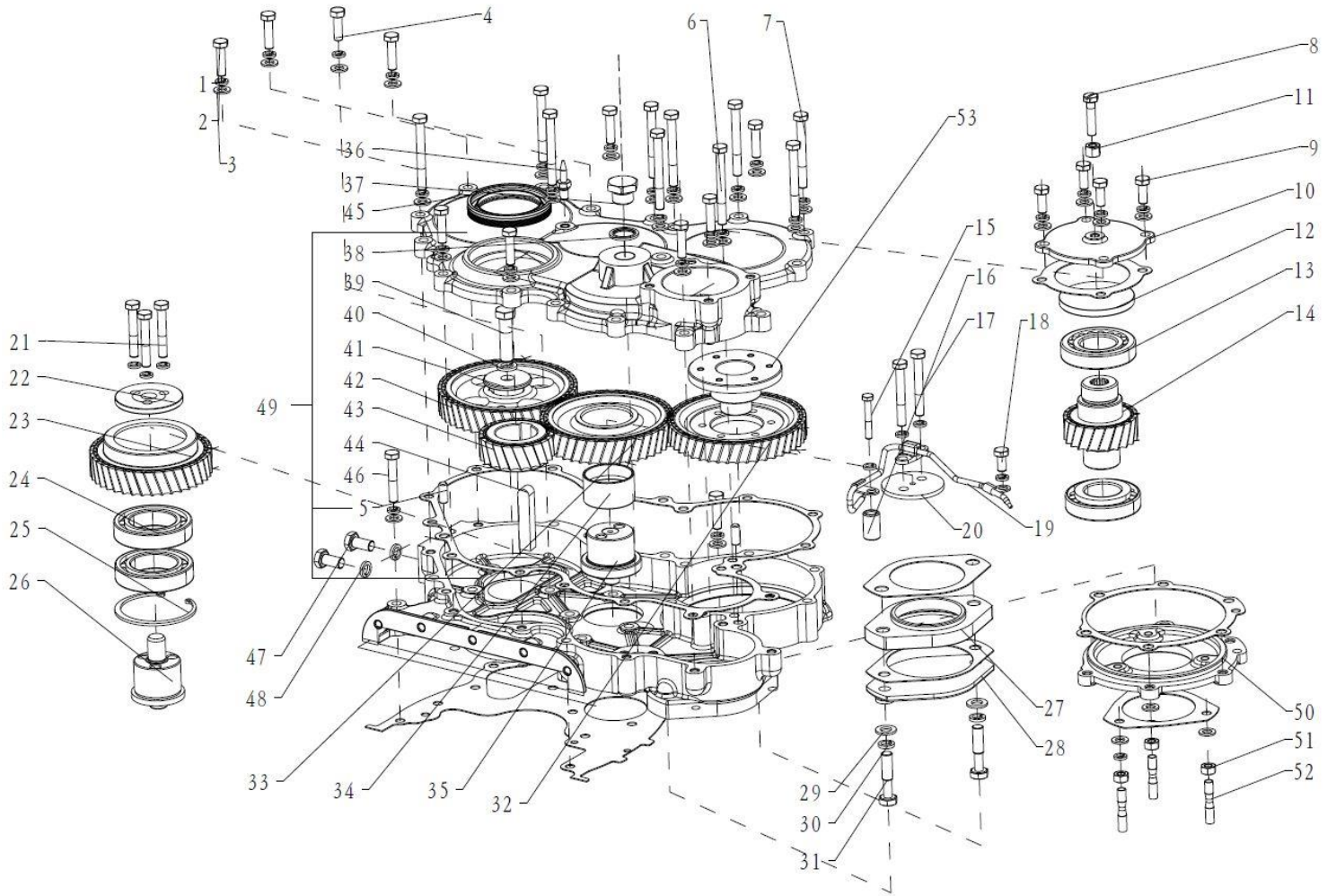
#	PART NUMBER	DESCRIPTION	QTY
1	66300926	NUT M10X1	2
2	66300925	NUT M10X1	2
3	66300929	STUD-M10X25	2
4	66014746	PLUG 40	1
5	66000146	NUT M8	4
6	66014710	STUD-AM8-M8X25	4
7	66014797	MANIFOLD-EXHAUST	1
8	66000065	WASHER 8	4
9	66014798	PIPE-INTAKE	1
10	66300895	STRAP-GROUND	1
11	66010085	WASHER 8	8
12	66000065	WASHER 8	8
13	66000119	BOLT M8X30	8
14	66014799	FITTING-INTAKE	1
15	66300930	BOLT M8X50	2
16	66000065	WASHER 8	2
17	66010085	WASHER 8	2
18	66014830	ENGINE HEATER	1

CRANKSHAFT ASSEMBLY



#	PART NUMBER	DESCRIPTION	QTY
1	66014852	CAMSHAFT	1
2	66014792	TAPPET-PUSH	8
3	66014793	PUSH ROD	8
4	66000938	BOLT M8X20	2
5	66000065	WASHER 8	2
6	66014750	THRUST PLATE-CAMSHAFT	1
7	66300916	KEY-C8X7X22	1

TIMING GEAR TRAIN ASSEMBLY

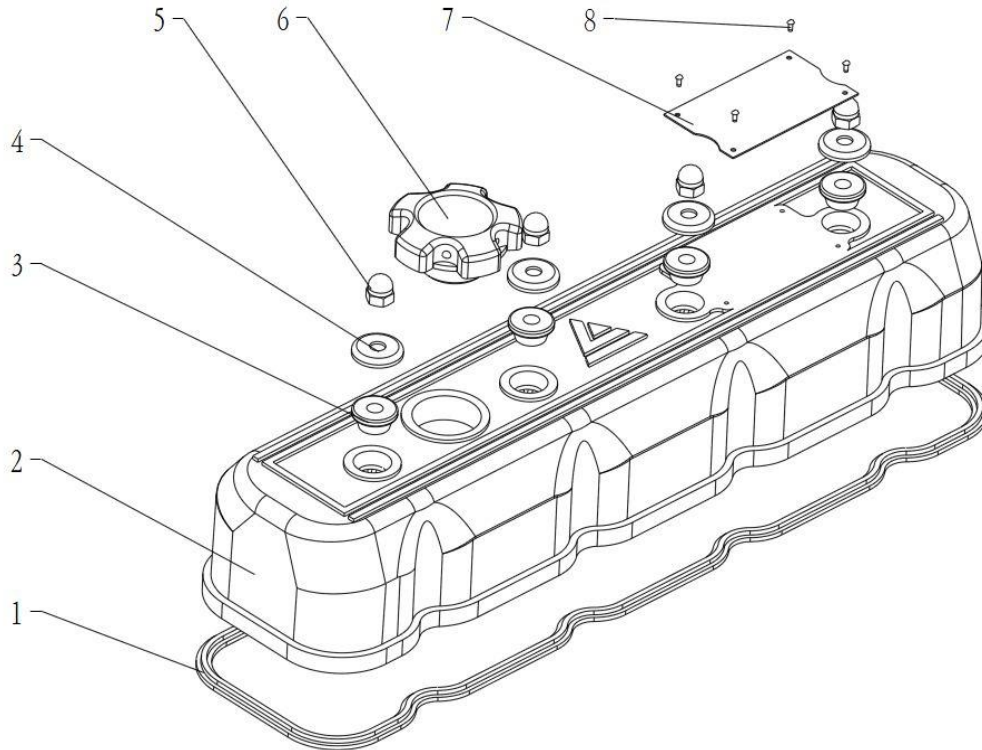


TIMING GEAR TRAIN ASSEMBLY

#	PART NUMBER	DESCRIPTION	QTY
1	66000119	BOLT M8X30	11
2	66000065	WASHER 8	37
3	66010085	WASHER 8	36
4	66000118	BOLT M8X25	7
5	66014715	PIN B8X20	2
6	66011259	BOLT M8X75	2
7	66014695	BOLT M8X70	8
8	66300902	SCREW-ADJUSTING	1
9	66000938	BOLT M8X20	4
10	66014847	COVER-BEARING	1
11	66014698	NUT M8X1	1
12	66014840	PLATE END	1
13	66014687	BEARING 30207	2
14	66014846	GEAR-HYDRAULIC PUMP	1
15	66014694	BOLT M8X40	2
16	66014842	WASHER	1
17	66011892	BOLT M8X60	2
18	66000114	BOLT M8X15	1
19	66014835	TUBE-OIL	1
20	66014752	PLATE	1
21	66000930	BOLT M8X50	3
22	66014845	PLATE	1
23	66014843	GEAR BRIDGE	1
24	66014684	BEARING 6009	2
25	66014709	SNAPRING 75	1
26	66014844	SHAFT-GEAR	1
27	66014848	PLATE-CONNECTING	1
*28	66014849	COVER PLATE	1
29	66010084	WASHER 10	2
30	66000066	WASHER 10	2
31	66014716	BOLT M10X45	2
32	66014831	GEAR-PUMP	1
33	66014832	GEAR-IDLE TIMING	1
34	66014749	BUSHING	1
35	66014748	SHAFT-IDLE GEAR	1
36	66300887	STUD-TIMING MARK	1
37	66300937	SCREW-M20X1.5	1
38	66000265	WASHER 20	1
39	66014692	BOLT M12X45	1

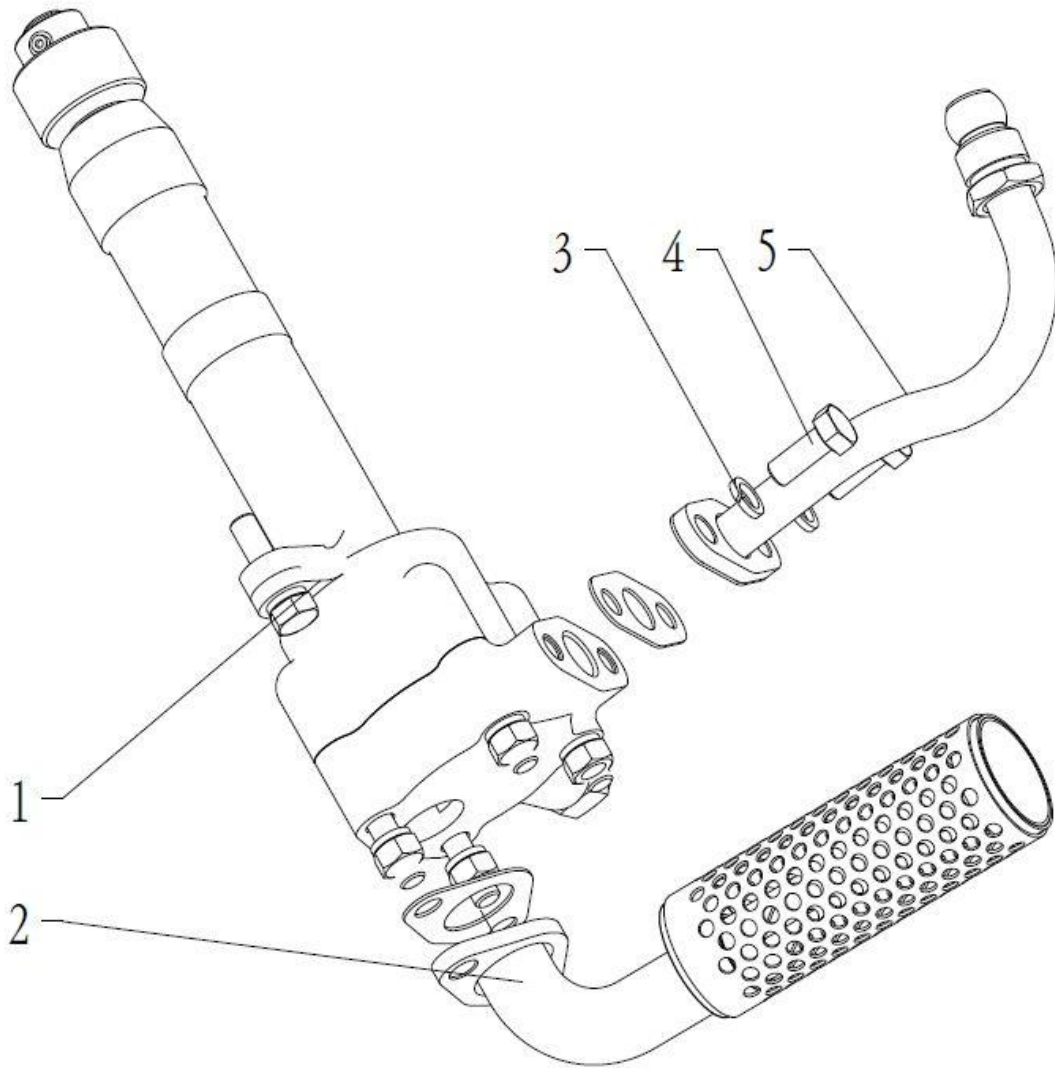
#	PART NUMBER	DESCRIPTION	QTY
40	66014707	WASHER 12	1
41	66014751	PLATE-STOP CAMSHAFT	1
42	66014834	GEAR-TIMING CAMSHAFT	1
43	66014833	GEAR-CRANKSHAFT	1
44	66014679	KEY-C12X63	1
45	66300888	GASKET	1
46	66005744	BOLT M8X45	1
47	66000123	BOLT M10X20	2
48	66000066	WASHER 10	2
49	66300898	COVER-TIMING GEAR	1set
50	66300884	FLANGE-CONNECTING	1
51	66000146	NUT M8	1
52	66300931	STUD-GM8X25-8.8	1
53	66300905	HUB-GEAR	1

CYLINDER HEAD COVER ASSEMBLY



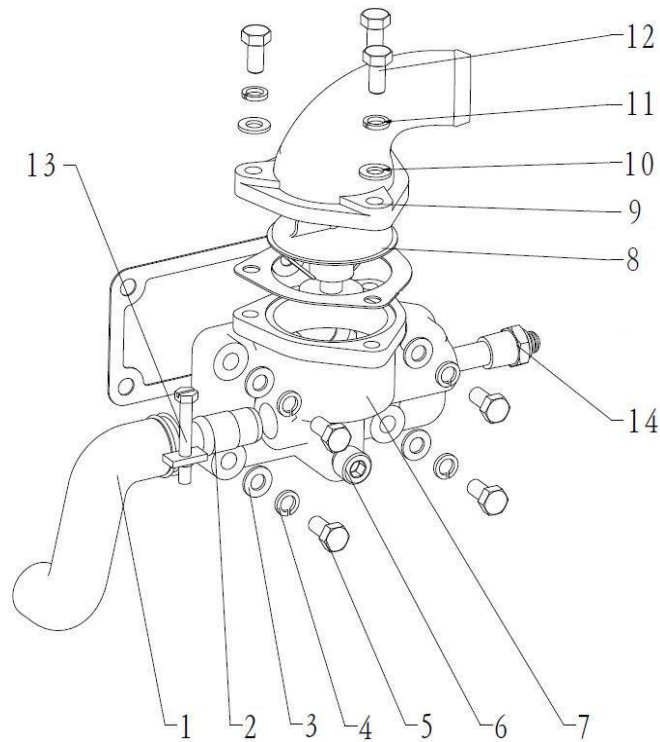
#	PART NUMBER	DESCRIPTION	QTY
1	66014675	GASKET	1
2	66300912	COVER-CYLINDER HEAD	1
3	66014676	PLUG-RUBBER	4
4	66014677	SEALING RING	4
5	66001185	NUT M8	4
6	66300883	CAP-OIL CAP	1
7	NO PART NO.	NAMEPLATE	1
8	NO PART NO.	RIVET 2X5	4

OIL PUMP ASSEMBLY



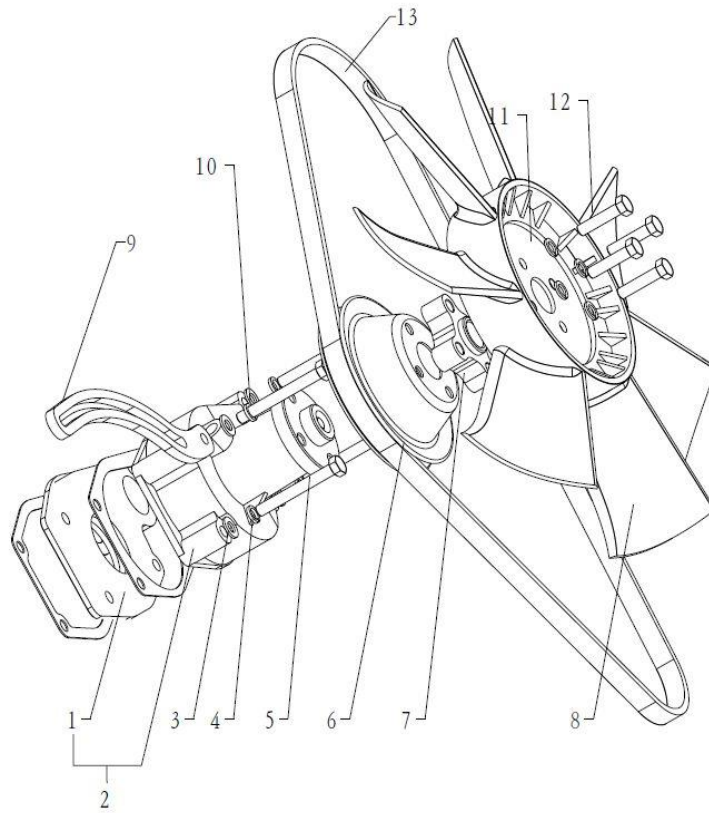
#	PART NUMBER	DESCRIPTION	QTY
1	66300707	OIL PUMP	1
2	66014811	SCREEN	1
3	66000065	WASHER 8	2
4	66000938	BOLT M8X20	2
5	66014813	TUBE-ASSY	1

THERMOSTAT ASSEMBLY



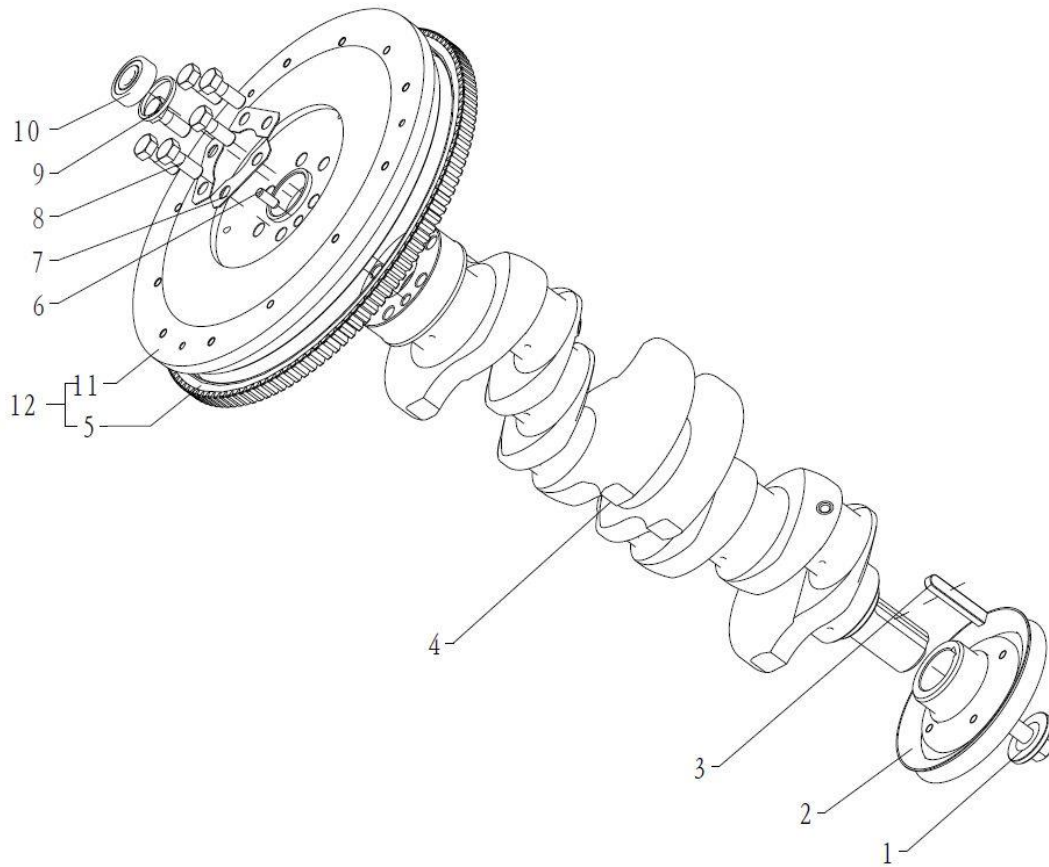
#	PART NUMBER	DESCRIPTION	QTY
1	66014825	TUBE-WARER	1
2	66014743	TUBE	1
3	66010085	WASHER 8	4
4	66000065	WASHER 8	4
5	66014693	BOLT M8X35	4
6	66014826	PLUG NPT3/8	1
7	66300944	THERMOSTAT HOUSING	1
8	66014824	THERMOSTAT	1
9	66014823	COVER-THERMOSTAT	1
10	66010085	WASHER 8	3
11	66000065	WASHER 8	3
12	66000118	BOLT M8X25	3
13	66300892	CLAMP 28	2
14	66300938	SENSOR-WATER TEMPERATURE	1

COOLING WATER PUMP AND FAN ASSEMBLY



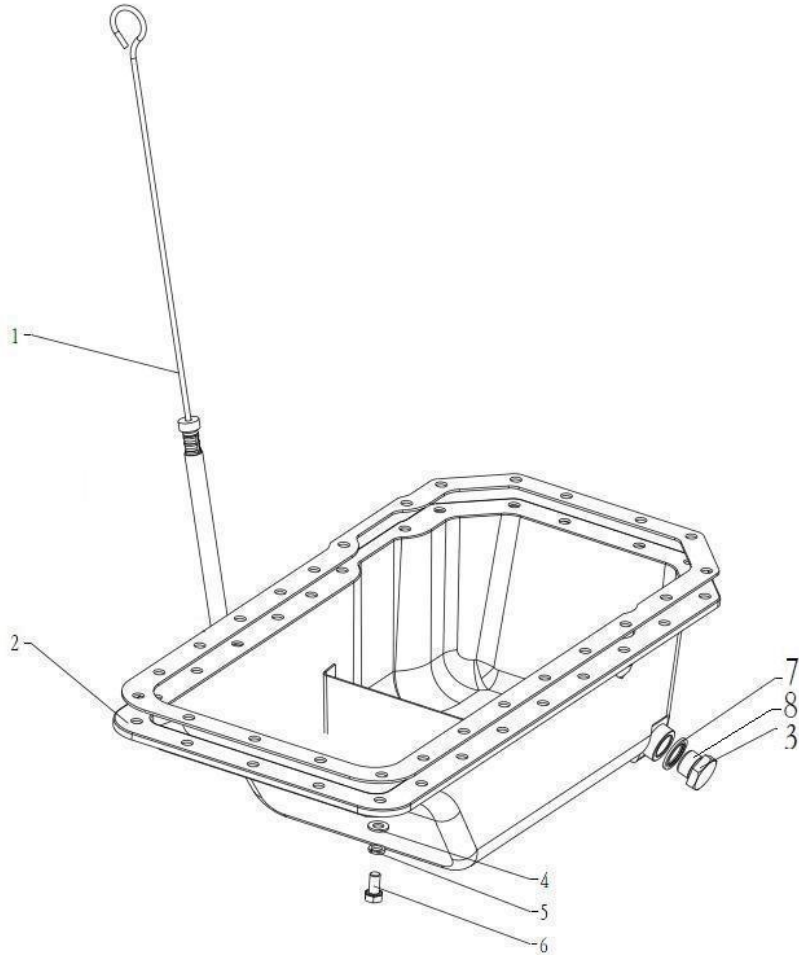
#	PART NUMBER	DESCRIPTION	QTY
1	66300710	GASKET	1
2	66300708	WATER PUMP	1
3	66010085	WASHER 8	4
4	66000065	WASHER 8	4
5	66014695	BOLT M8X70	1
6	66014818	FAN PULLEY	1
7	66014819	SPACER	1
8	66014678	FAN	1
9	66300893	LEVER-ADJUSTING	1
10	66000930	BOLT M8X50	3
11	66014708	WASHER 8	4
12	66014693	BOLT M8X35	4
13	66300914	BELT-AV15X1020LI	1

CRANKSHAFT FLYWHEEL ASSEMBLY



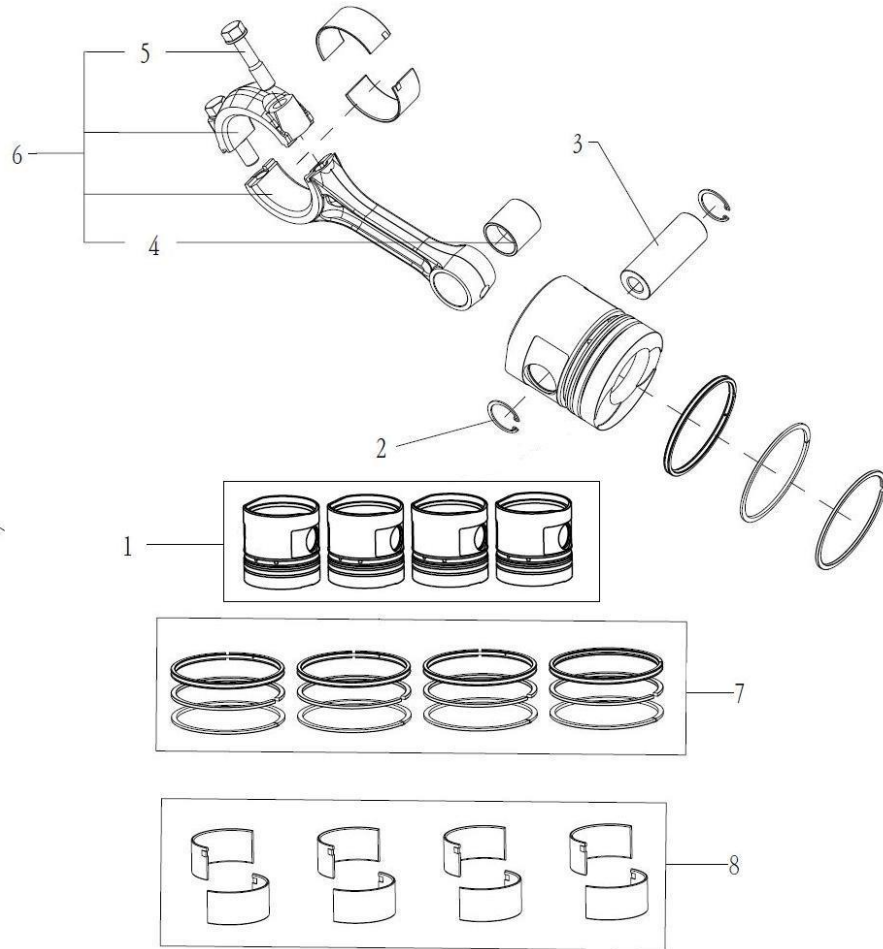
#	PART NUMBER	DESCRIPTION	QTY
1	66014789	PAWL-STARTING	1
2	66014836	CRANKSHAFT PULLEY V-BELT	1
3	66300917	KEY-C12X8X63	1
4	66014787	CRANKSHAFT	1
5	66300878	RING GEAR-FLYWHEEL	1
6	66300918	PIN 10H8X24	1
7	66014786	KEEPER	3
8	66300877	BOLT FLYWHEEL	6
9	66300703	RETAINER FLYWHEEL	1
10	66014529	BALL BEARING-6302-2Z	1
11	66014791	FLYWHEEL	1
12	66014790	RING GEAR FLYWHEEL	1

OIL SUMP ASSEMBLY



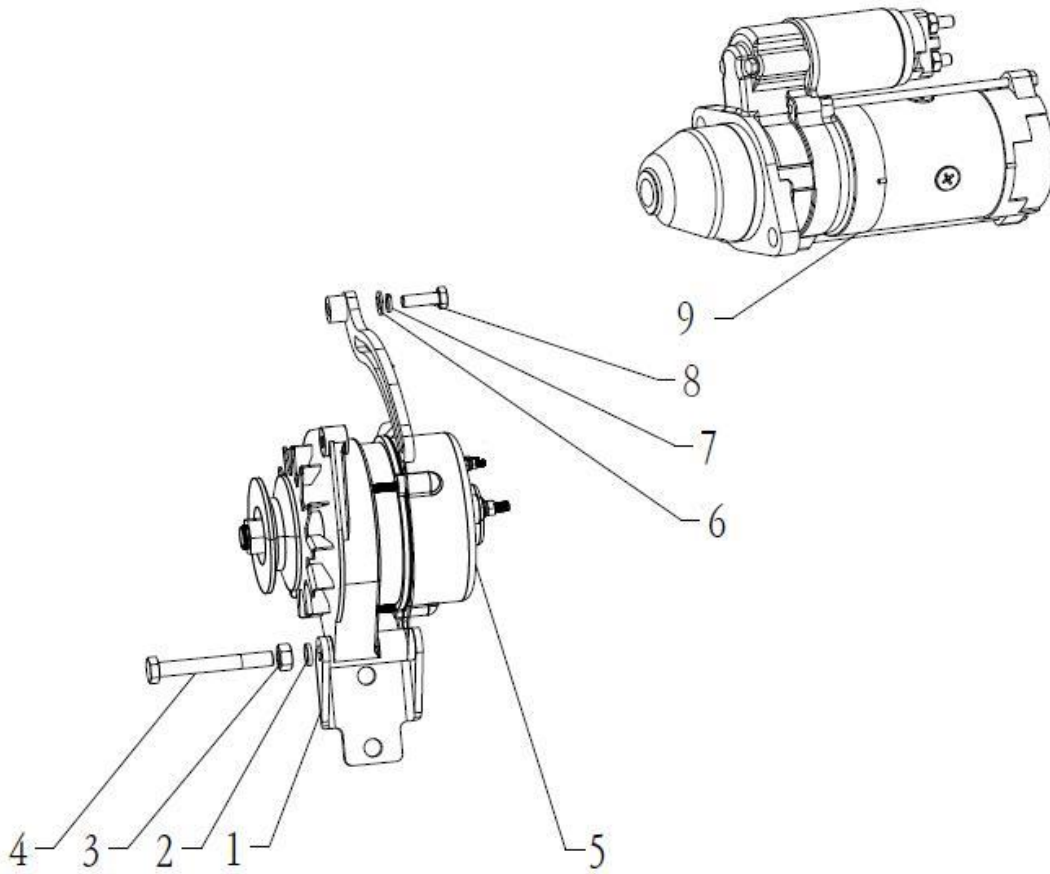
#	PART NUMBER	DESCRIPTION	QTY
1	66014795	DIPSTICK-OIL	1
2	66014794	OIL PAN	1
3	66014547	PLUG MAGNETIC M20X1.5	1
4	66010085	WASHER 8	25
5	66000065	WASHER 8	25
6	66000116	BOLT M8X18	25
7	66000265	WASHER 20	1
8	66300934	CORE-MAGNETIC15X12	1

PISTON AND CONNECTING ROD ASSEMBLY



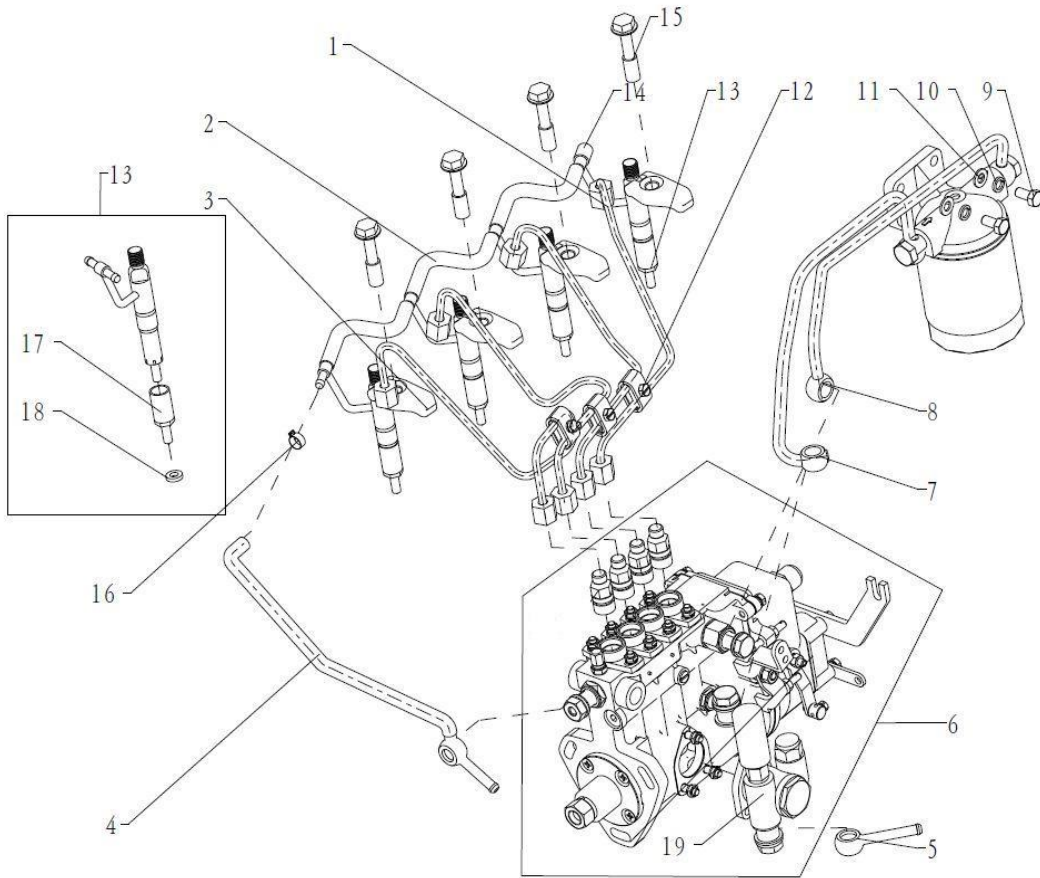
#	PART NUMBER	DESCRIPTION	QTY
1	66014667	PISTON	1 set (4 pcs)
2	66014780	SNAPRING	8
3	66014776	PIN PISTON	4
4	66300874	BUSHING-CONNECTING ROD	4
5	66014779	BOLT CONNECTING ROD	8
6	66300876	ROD-CONNECTING	4
7	66300875	PISTON RING ASSEMBLY	1 set
8	66014778	PISTON ROD-MAIN	1 set (8 pcs)

ALTERNATOR AND STARTER ASSEMBLY



#	PART NUMBER	DESCRIPTION	QTY
1	66300894	BRACKET	1
2	66000066	WASHER 10	2
3	66000147	NUT M10	1
4	66300924	BOLT M10X80	1
5	66300935	ALTERNATOR	1
6	66010085	WASHER 8	1
7	66000065	WASHER 8	1
8	66000118	BOLT M8X25	1
9	66014723	STARTER	1

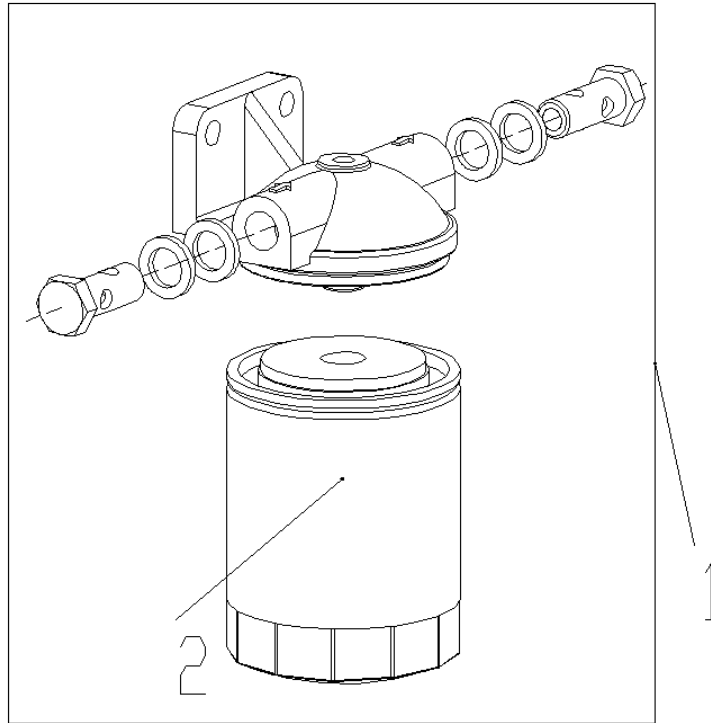
FUEL INJECTION PUMP ASSEMBLY



FUEL INJECTION PUMP ASSEMBLY

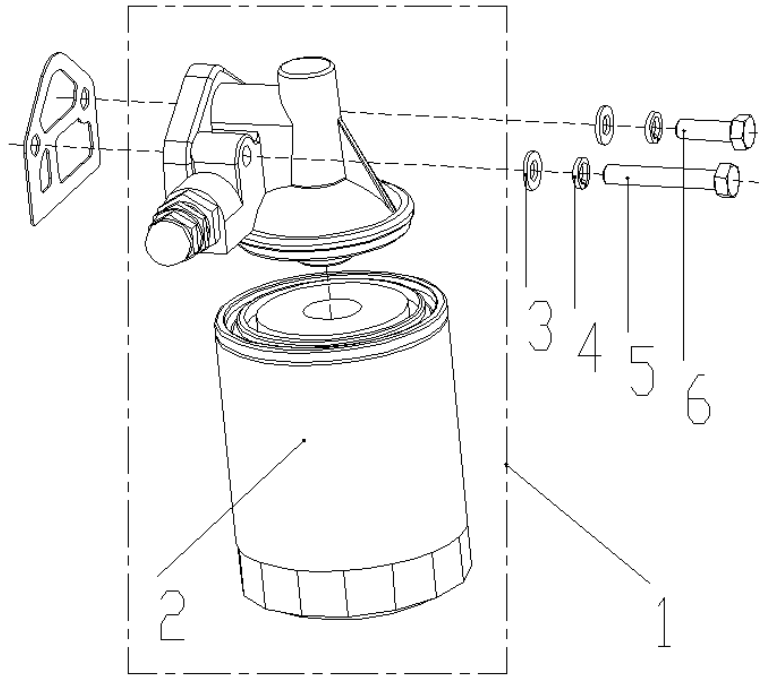
#	PART NUMBER	DESCRIPTION	QTY
1	66300909	TUBE ASSY	1set
2	66014663	HOSE SEBIFIC DUCT	3
3	66300906	BRACKET-FUEL INJECTOR	4
4	66014519	HOSE ASSY-LEAK-OFF INJECTOR	1
5	66014658	FITTING FUEL SUPPLY	1
6	66014724	INJECTION PUMP-FUEL	1
7	66300900	TUBE ASSY	1
8	66300901	TUBE ASSY	1
9	66000118	BOLT M8X25	2
10	66000065	WASHER 8	2
11	66010085	WASHER 8	2
12	66300890	CLAMP	3
13	66014722	INJECTOR-FUEL	4
14	66014855	CAP-LEAKPROOF	1
15	66300907	BOLT- FUEL INJECTOR	4
16	66300936	CLAMP- FUEL INJECTOR	8
17	66300908	ADAPTER-INJECTOR FUEL	1
18	66014668	WASHER-COPPER	1
19	66301122	INJECTION PUMP-FUEL	1

FUEL FILTER ASSEMBLY



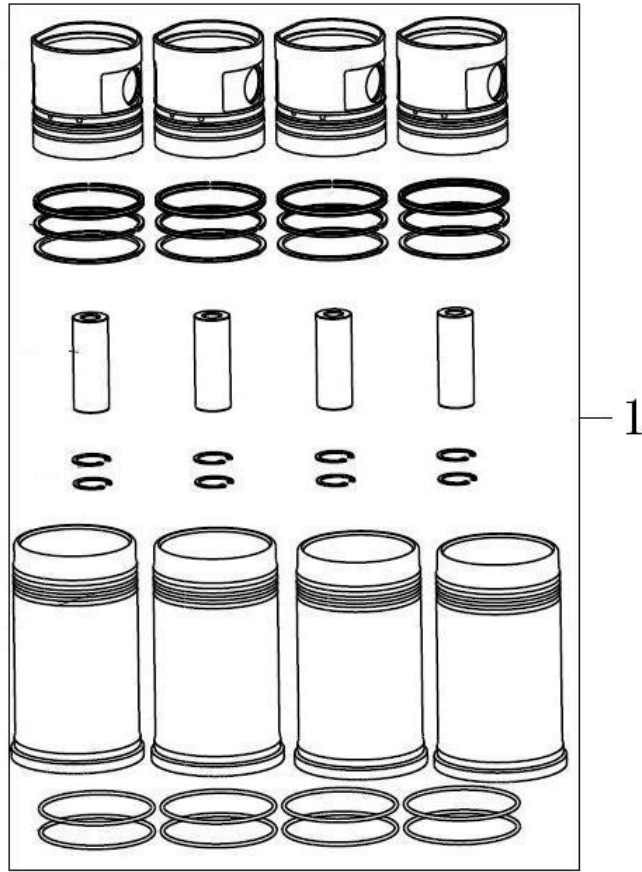
#	PART NUMBER	DESCRIPTION	QTY
1	66014807	FUEL FILTER	1
2	66300915	FUEL FILTER	1

OIL FILTER ASSEMBLY




#	PART NUMBER	DESCRIPTION	QTY
1	66014812	OIL FILTER	1
2	66300932	OIL FILTER	1
3	66010085	WASHER 8	2
4	66000065	WASHER 8	2
5	66000930	BOLT M8X50	1
6	66300923	BOLT M8X28	1

LINER SET



#	PART NUMBER	DESCRIPTION	QTY
1	66300896	LINER SET	1

OCD50-M00070EN



P R E F A C E

This parts catalog is the 1st edition of 4TNV94L-BXPHZ.

Originally Published: December, 2013

Contents

Fig. No. Fig. Name

4TNV94L-BXPHZ

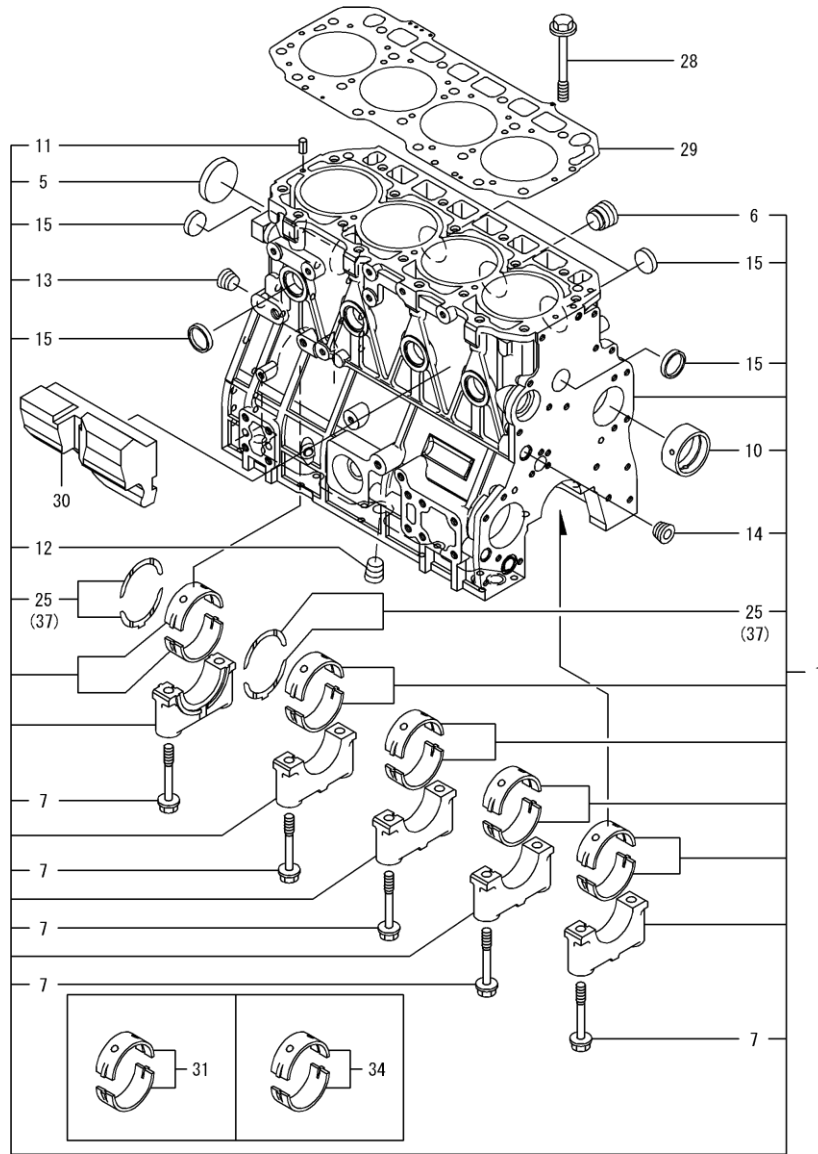
1. CYLINDER BLOCK
2. GEAR HOUSING
3. FLYWHEEL HOUSING & OIL SUMP
4. CYLINDER HEAD & BONNET
5. SUCTION MANIFOLD
6. EXHAUST MANIFOLD
7. CAMSHAFT & DRIVING GEAR
8. CRANKSHAFT & PISTON
9. LUB. OIL SYSTEM
10. COOLING WATER SYSTEM
11. FUEL INJECTION PUMP
12. GOVERNOR
13. FUEL INJECTION VALVE
14. FUEL LINE
15. STARTING MOTOR
16. GENERATOR

Fig. No. Fig. Name

Fig.1. CYLINDER BLOCK

(A)=4TNV94L-BXPHZ
(B)=
(C)=

(D)=
(E)=
(F)=

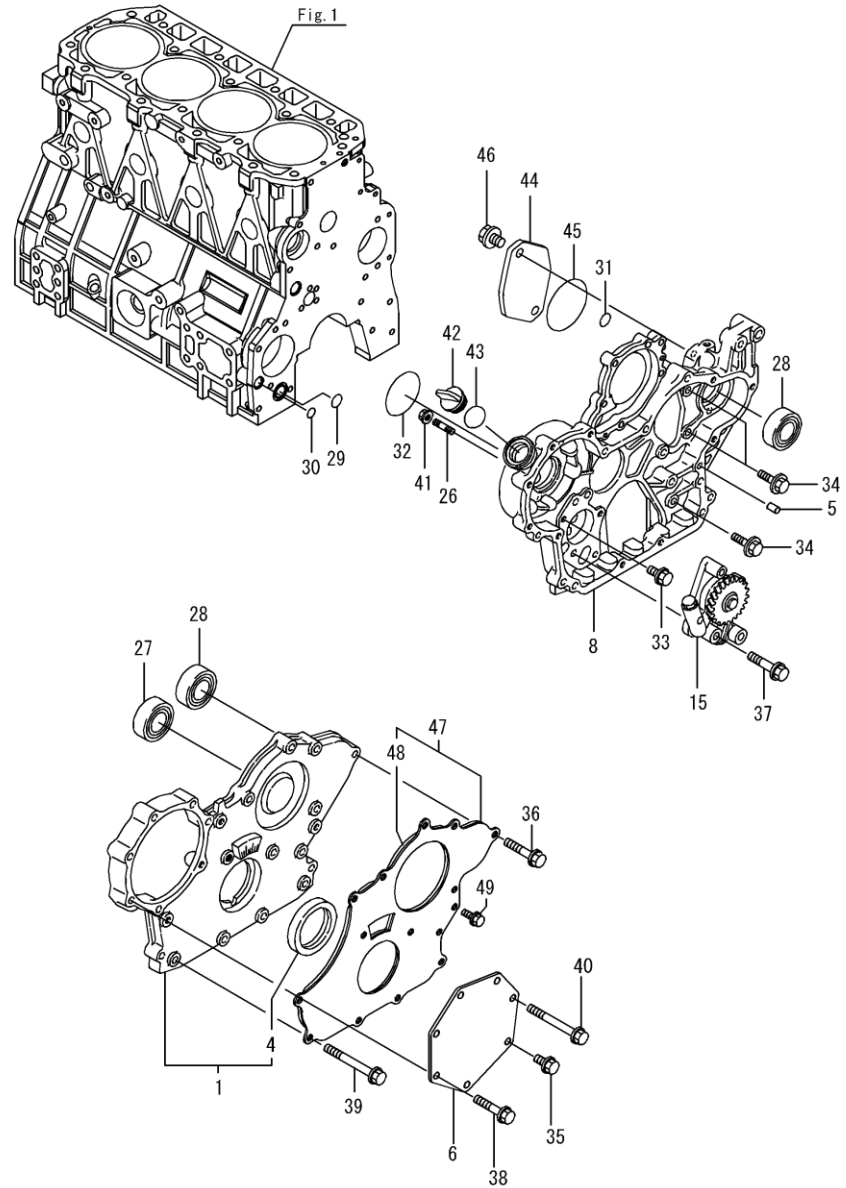


No.	Lev.	Parts No.	Description	Q'ty						I	R	
				(A)	(B)	(C)	(D)	(E)	(F)			
1	1	NO PART NO.	BLOCK ASSY, CYLINDER	1								
5	2	76000010	PLUG, 55	1								
6	2	76000004	PLUG, NPTF1	1								
7	2	76000005	BOLT, METAL CAP	10								
10	2	76000006	BUSH, CAMSHAFT	1								
11	2	76000008	PIN, SPRING 6.0X12	2								
12	2	76000003	PLUG, R03	1								
13	2	76000003	PLUG, R03	1								
14	2	76000003	PLUG, R03	1								
15	2	76000011	PLUG 30	8								
25	2	76000313	BEARING, THRUST	2								
28	1	76000012	BOLT, HEAD	18								
29	1	76501428	GASKET, HEAD	1								
30	1	NO PART NO.	SPACER	1								
31	1	76000309	BEARING, MAIN	5								1
34	1	76000310	BEARING, 0.25 US	5								2
37	1	76000314	BEARING, THRUST 0.25	2								3

Remarks

- (1) Spare part.
- (2) Under-sized (U.S.=0.25) part.
- (3) Over-sized (O.S.=0.25) part.

Fig.2. GEAR HOUSING



(A)=4TNV94L-BXPZH

(B)=

(C)=

(D)=

(E)=

(F)=

No.	Lev.	Parts No.	Description	Q'ty						I	R
				(A)	(B)	(C)	(D)	(E)	(F)		
1	1	76501562	COVER ASSY,GEAR CASE	1							
4	2	76000015	SEAL, OIL	1							
5	1	76000013	PIN, 8X16	4							
6	1	76000016	COVER	1							
8	2	76501486	CASE, GEAR	1							
15	1	76000020	PUMP ASSY, OIL	1							
26	1	76501554	STUD, M10X 30	4							
27	1	76000272	BEARING, BALL 6205	1							
28	1	76000277	BEARING, BALL 6206C3	2							
29	1	76000021	O-RING, P20	1							
30	1	76000022	O-RING, P14	1							
31	1	76501533	O-RING, 1AP7.0	1							
32	1	76501534	O-RING, 1A3075	1							
33	1	76000023	BOLT, M8X 16 PLATED	1							
34	1	76000024	BOLT, M8X 20 PLATED	3							
35	1	76000024	BOLT, M8X 20 PLATED	1							
36	1	76000026	BOLT, M8X 40 PLATED	5							
37	1	76000027	BOLT, M8X 45 PLATED	3							
38	1	76000027	BOLT, M8X 45 PLATED	5							
39	1	76000028	BOLT, M8X 70 PLATED	6							
40	1	76501551	BOLT, M8X 75 PLATED	1							
41	1	76000058	NUT, M10	4							
42	1	76000018	COVER, FILLER	1							
43	1	76000019	O-RING, 1AP32.0	1							
44	1	76000202	COVER	1							
45	1	76000292	O-RING, 1AG85.0	1							
46	1	76000190	BOLT, M10X 20 PLATED	2							
47	1	76501424	COVER ASSY,GEAR CASE	1							
48	2	76501425	SPONGE	1							
49	1	76000023	BOLT, M8X 16 PLATED	3							

Fig.3. FLYWHEEL HOUSING & OIL SUMP

(A)=4TNV94L-BXPZH

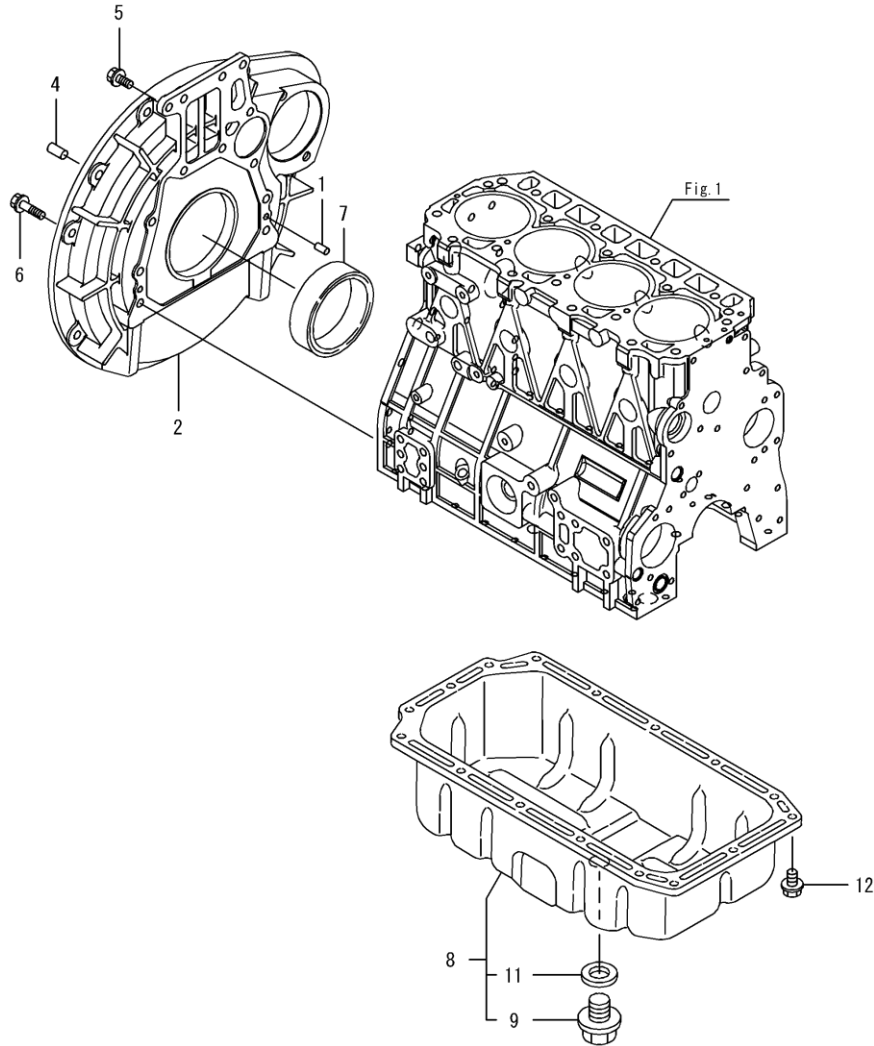
(B)=

(C)=

(D)=

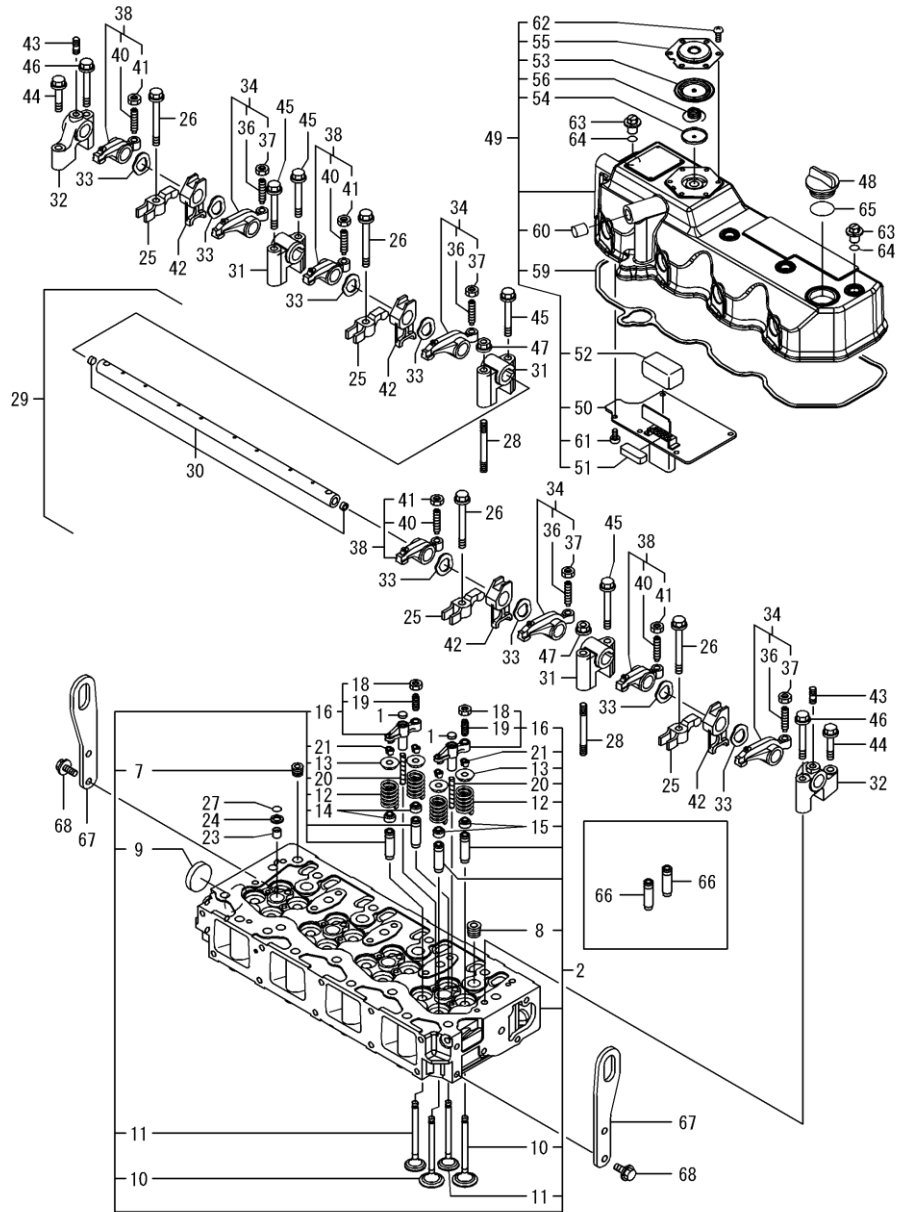
(E)=

(F)=



No.	Lev.	Parts No.	Description	Q'ty						I	R
				(A)	(B)	(C)	(D)	(E)	(F)		
1	1	76000013	PIN, 8X16	2							
2	1	76000232	HOUSING, FLYWHEEL	1							
4	1	76000244	PIN, PARALLEL M12X20	2							
5	1	76000247	BOLT, M10X 20 PLATED	4							
6	1	76000295	BOLT, M10X 35 PLATED	9							
7	1	76000196	SEAL, D115/95XT11	1							
8	1	76000237	SUMP ASSY, OIL	1							
9	2	76000029	PLUG, DRAIN M22	1							
11	2	76000030	WASHER, SEAL 22	1							
12	1	76000009	BOLT, M8X 12 PLATED	16							

Fig.4. CYLINDER HEAD & BONNET



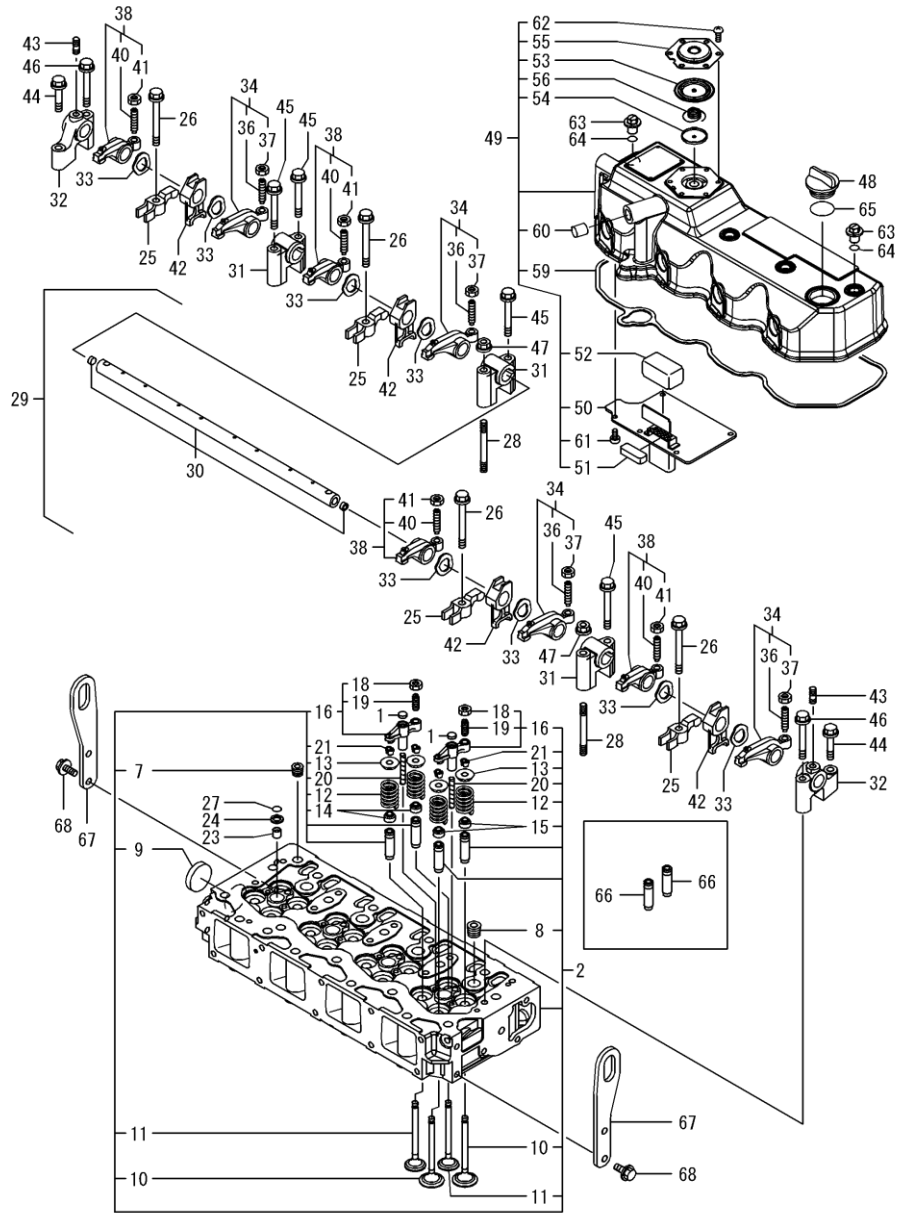
(A)=4TNV94L-BXPZH
(B)=
(C)=

(D)=
(E)=
(F)=

No.	Lev.	Parts No.	Description	Q'ty						I	R
				(A)	(B)	(C)	(D)	(E)	(F)		
1	1	76501402	SEAT, VALVE BRIDGE	8							
2	1	76501456	HEAD ASSY, CYLINDER	1							
7	2	76501531	PLUG, R02	1							
8	2	76000003	PLUG, R03	4							
9	2	76000044	PLUG, 40	1							
10	2	76501445	VALVE, INTAKE	8							
11	2	76501446	VALVE, EXHAUST	8							
12	2	76501447	SPRING-VALVE	16							
13	2	76501379	RETAINER-SPRING	16							
14	2	76501391	SEAL, VALVE STEM	8							
15	2	76501410	SEAL, VALVE STEM	8							
16	2	76501453	BRIDGE ASSY, VALVE	8							
18	3	76000053	NUT, M8	8							
19	3	76501405	ADJUSTER	8							
20	2	76501404	GUIDE	8							
21	2	76501559	COTTER, 7	16							
23	1	76501385	PROTECTOR, NOZZLE	4							
24	1	76501380	SEAT, NOZZLE	4							
25	1	76501458	RETAINER-NOZZLE	4							
26	1	76501460	BOLT, M8X75	4							
27	1	76000066	O-RING, 1AP12.0	4							
28	1	76501378	STUD, M8X80	2							
29	1	76501452	SHAFT ASSY, ROCKER	1							
30	2	76501448	SHAFT, ROCKER ARM	1							
31	2	76501449	SUPPORT, ROCKER ARM	3							
32	2	76501450	SUPPORT, ROCKER ARM	2							
33	2	76501401	WASHER	8							
34	2	76501454	ARM, ROCKER	4							
36	3	76000052	SCREW, VALVE ADJUST	4							
37	3	76000053	NUT, M8	4							
38	2	76501455	ARM, ROCKER	4							
40	3	76000052	SCREW, VALVE ADJUST	4							
41	3	76000053	NUT, M8	4							
42	2	76501459	RETAINER	4							
43	2	76501555	STUD, M8X 22	2							
44	1	76000026	BOLT, M8X 40 PLATED	2							
45	1	76501550	BOLT, M8X 60 PLATED	4							
46	1	76501550	BOLT, M8X 60 PLATED	2							
47	1	76000257	NUT, M8	2							
48	1	76000018	COVER, FILLER	1							
49	1	76501451	BONNET ASSY, HEAD	1							
50	2	76501441	PLATE	1							
51	2	76501442	BAFFLE, BREATHER	1							
52	2	76501443	BAFFLE, BREATHER	1							
53	2	76501397	DIAPHRAGM	1							
54	2	76501398	PLATE	1							
55	2	76501399	PLATE, BREATHER	1							
56	2	76501400	SPRING, DIAPHRAGM	1							
59	2	76501481	GASKET, BONNET	1							
60	2	76501381	PLUG	1							
61	2	76000064	SCREW, 5X10	6							

Remarks
(1) Spare part.

Fig.4. CYLINDER HEAD & BONNET



(A)=4TNV94L-BXPZH
(B)=
(C)=

(D)=
(E)=
(F)=

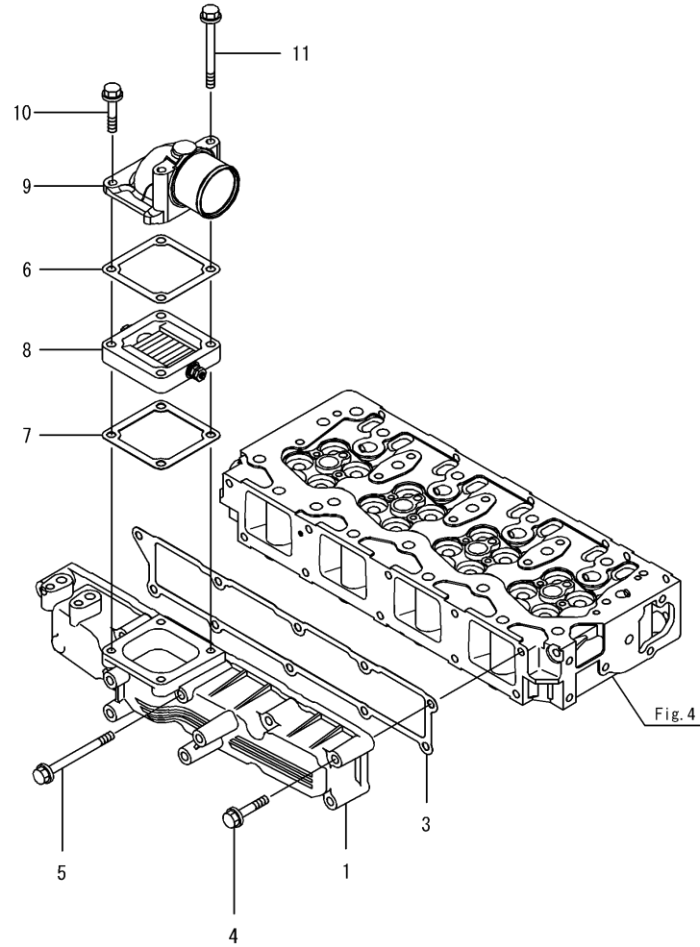
No.	Lev.	Parts No.	Description	Q'ty						I	R
				(A)	(B)	(C)	(D)	(E)	(F)		
62	2	76000064	SCREW, 5X10	6							
63	1	76000060	KNOB	4							
64	1	76000066	O-RING, 1AP12.0	4							
65	1	76000019	O-RING, 1AP32.0	1							
66	1	76501457	GUIDE, VALVE	16							1
67	1	76501444	LIFTER	2							
68	1	76000023	BOLT, M8X 16 PLATED	4							

Remarks
(1) Spare part.

Fig.5. SUCTION MANIFOLD

(A)=4TNV94L-BXPHZ
(B)=
(C)=

(D)=
(E)=
(F)=

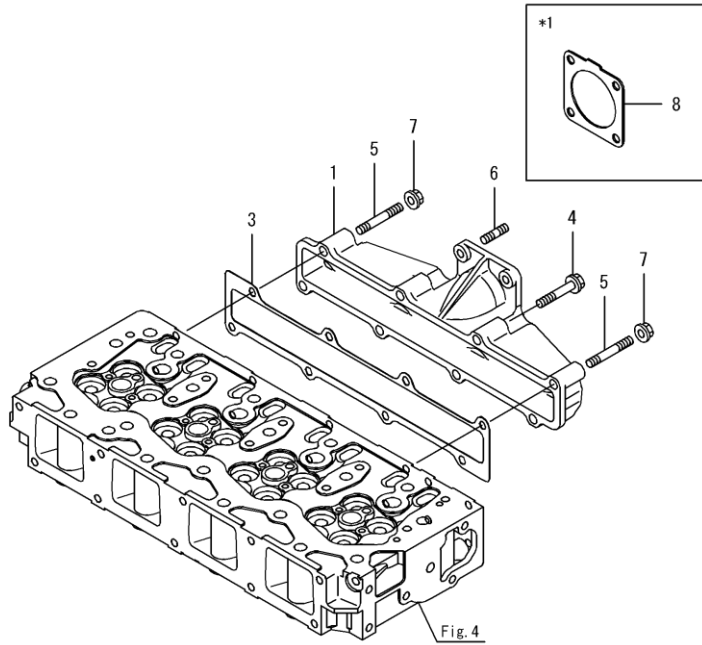


No.	Lev.	Parts No.	Description	Q'ty						I	R
				(A)	(B)	(C)	(D)	(E)	(F)		
1	1	76501461	MANIFOLD, AIR INTAKE	1							
3	1	76501462	GASKET, MANIFOLD	1							
4	1	76000080	BOLT, M8X 55 PLATED	9							
5	1	76501572	BOLT, M8X 85 PLATED	1							
6	1	76501375	GASKET	1							
7	1	76000072	GASKET	1							
8	1	76501374	HEATER	1							
9	1	76501376	BEND	1							
10	1	76000026	BOLT, M8X 40 PLATED	2							
11	1	76501552	BOLT, M8X 90 PLATED	2							

Fig.6. EXHAUST MANIFOLD

(A)=4TNV94L-BXPHZ
(B)=
(C)=

(D)=
(E)=
(F)=



No.	Lev.	Parts No.	Description	Q'ty						I	R
				(A)	(B)	(C)	(D)	(E)	(F)		
1	1	76000213	MANIFOLD, EXHAUST	1							
3	1	76000214	GASKET	1							
4	1	76000198	BOLT, M8X45	6							
5	1	76000199	STUD, M8X45	2							
6	1	76000071	STUD, M8X22	4							
7	1	76000257	NUT, M8	2							
8	1	76000256	GASKET, SILENCER	1							

Remarks

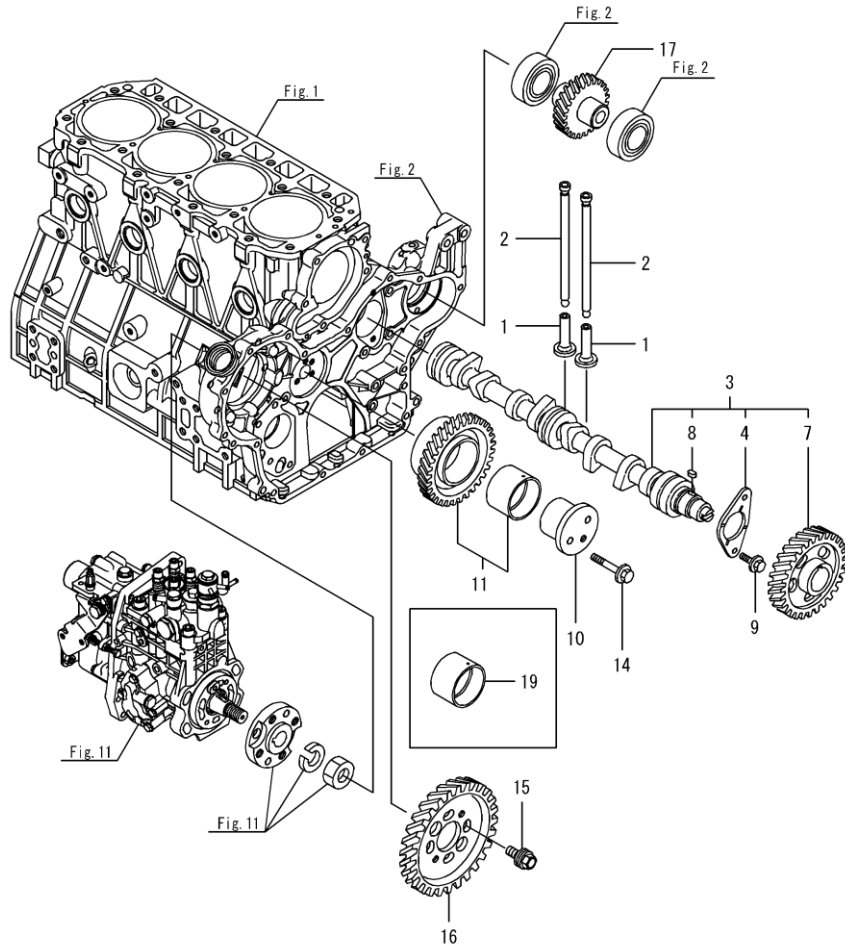
*1.Loose part.

N:Old $\xrightarrow{\text{Yes}}$ New, Q:Old $\xrightarrow{\text{No}}$ New, R:Old $\xrightarrow{\text{Yes}}$ New, S:Old $\xrightarrow{\text{No}}$ New, W:Add, Z:Discontinued, F:Interchangeable by set, K:Q'ty Change

Fig.7. CAMSHAFT & DRIVING GEAR

(A)=4TNV94L-BXPZH
(B)=
(C)=

(D)=
(E)=
(F)=



No.	Lev.	Parts No.	Description	Q'ty						I	R
				(A)	(B)	(C)	(D)	(E)	(F)		
1	1	76000074	TAPPET	8							
2	1	76501463	ROD, PUSH	8							
3	1	76501477	CAMSHAFT ASSY	1							
4	2	76000076	BEARING, THRUST	1							
7	2	76000271	GEAR, CAMSHAFT	1							
8	2	76000077	KEY, 7X 14	1							
9	1	76000073	BOLT, M8X 14 PLATED	2							
10	1	76501396	SHAFT, IDLE GEAR	1							
11	1	76000276	GEAR ASSY. IDLE	1							
14	1	76000080	BOLT, M8X 55 PLATED	3							
15	1	76501484	BOLT	4							
16	1	76501464	GEAR, PUMP	1							
17	1	76000215	GEAR ASSY, PUMP	1							
19	1	76000079	BUSH, IDLE GEAR	1							1

Remarks
(1)Spare part.

Fig.8. CRANKSHAFT & PISTON

(A)=4TNV94L-BXPZH

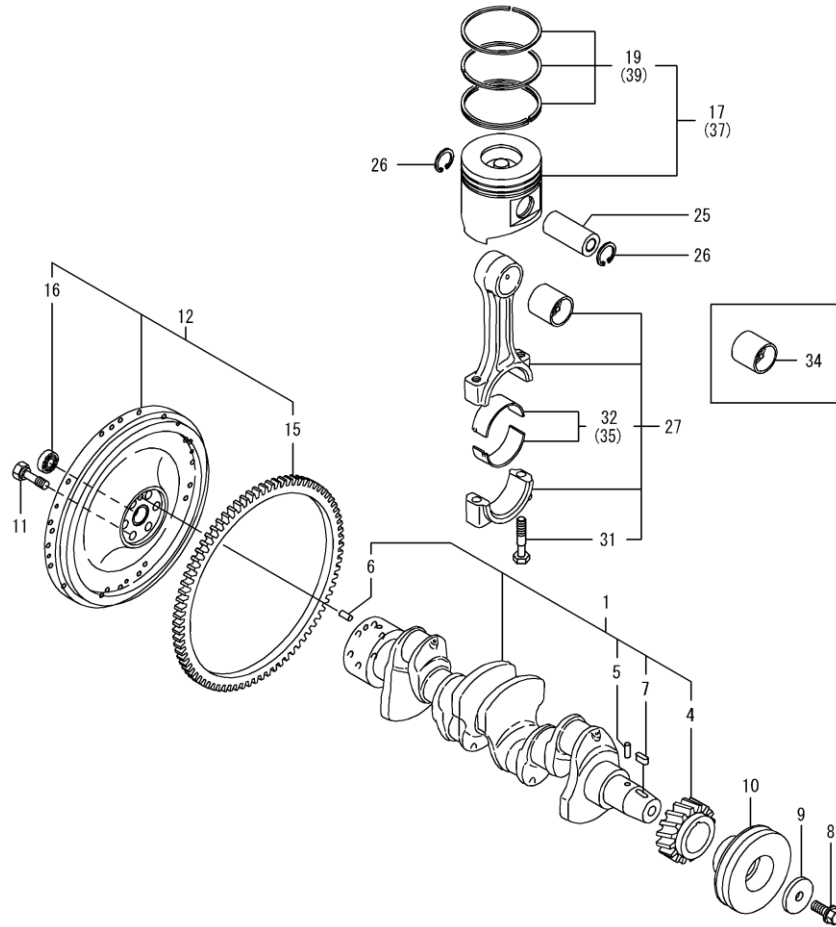
(B)=

(C)=

(D)=

(E)=

(F)=

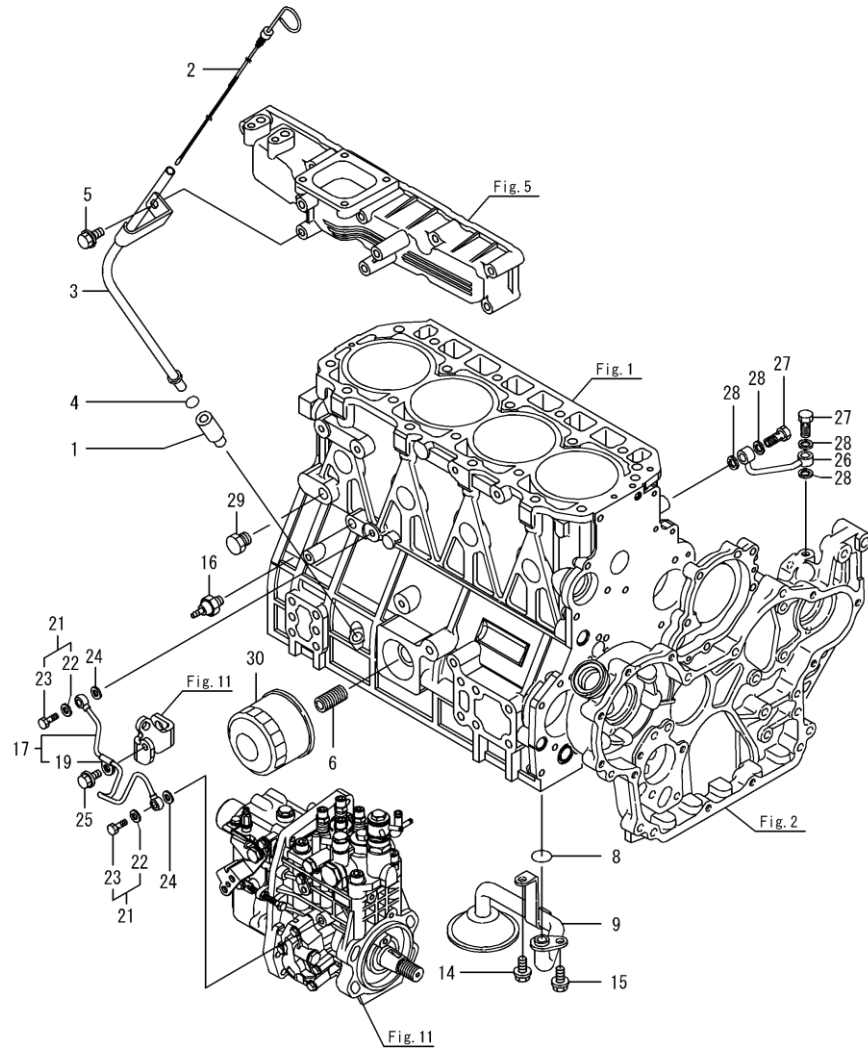


No.	Lev.	Parts No.	Description	Q'ty						I	R
				(A)	(B)	(C)	(D)	(E)	(F)		
1	1	76000356	CRANKSHAFT ASSY	1							
4	2	76000275	GEAR, CRANKSHAFT	1							
5	2	76000084	PIN	1							
6	2	76000085	PIN, M10X22	1							
7	2	76000077	KEY, 7X 14	1							
8	1	76000346	BOLT	1							
9	1	76000086	WASHER	1							
10	1	76000234	V-PULLEY, 130	1							
11	1	76000088	BOLT, FLYWHEEL	6							
12	1	76000233	FLYWHEEL ASSY	1							
15	2	76000262	GEAR, RING	1							
16	2	76000288	BEARING, BALL 6202	1							
17	1	76501430	PISTON ASSY	4							
19	2	76501429	RING SET, PISTON	4							
25	1	76000091	PIN, PISTON	4							
26	1	76000092	RING, 30	8							
27	1	76000093	ROD ASSY, CONNECTING	4							
31	2	76000095	BOLT, CONNECTING ROD	8							
32	2	76000311	BEARING, CRANK PIN	4							
34	1	76000094	BEARING, PISTON PIN	4							1
35	1	76000312	BEARING, 0.25 US	4							2
37	1	76501431	PISTON ASSY, 0.25 OS	4							3
39	2	76501478	RING SET, 0.25 OS	4							3

Remarks

- (1) Spare part.
- (2) Under-sized (U.S.=0.25) part.
- (3) Over-sized (O.S.=0.25) part.

Fig.9. LUB. OIL SYSTEM



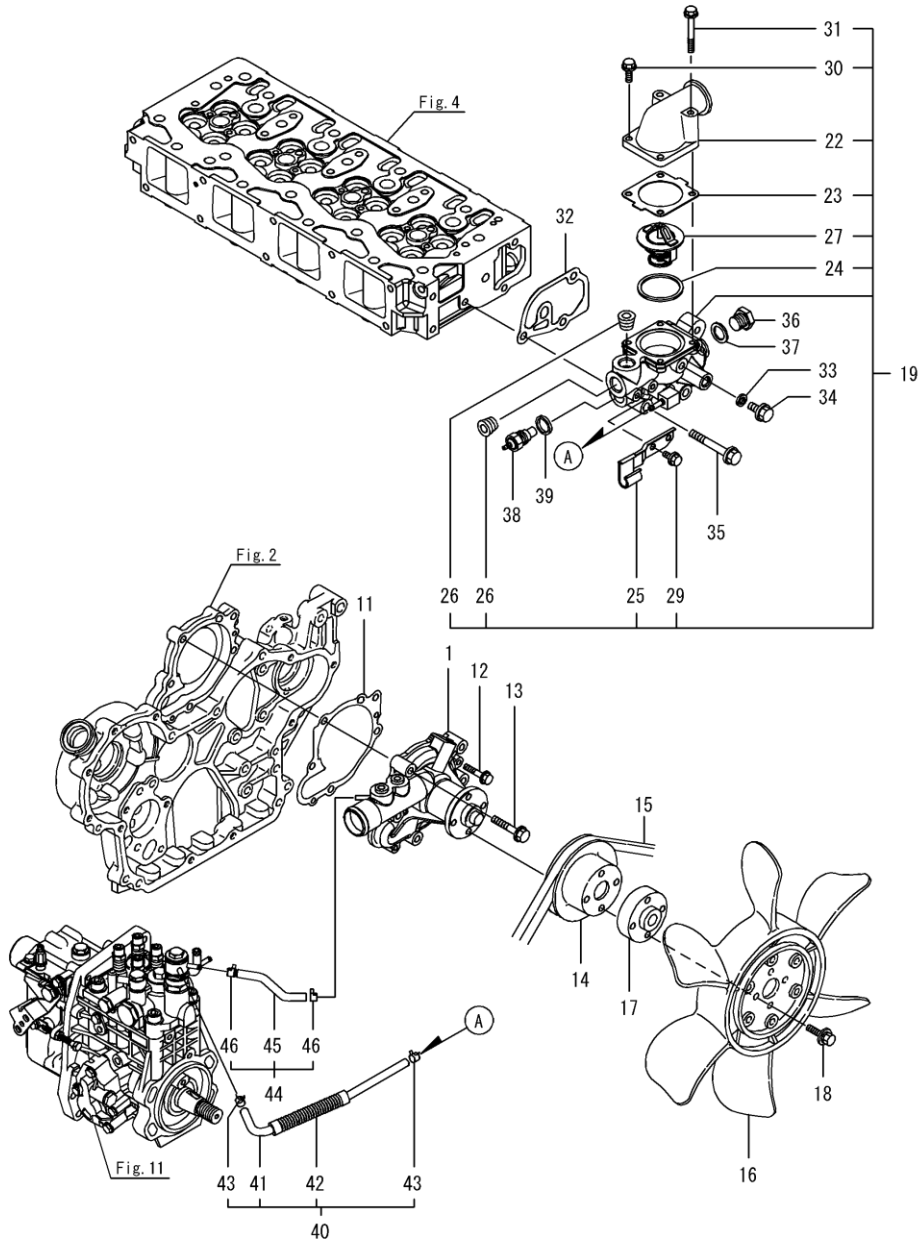
(A)=4TNV94L-BXPZH
(B)=
(C)=

(D)=
(E)=
(F)=

No.	Lev.	Parts No.	Description	Q'ty						I	R
				(A)	(B)	(C)	(D)	(E)	(F)		
1	1	76000099	GUIDE, DIPSTICK	1							
2	1	76501432	DIPSTICK, OIL	1							
3	1	76501483	GUIDE, DIPSTICK	1							
4	1	76501565	O-RING, 4DP10A	1							
5	1	76000023	BOLT, M8X 16 PLATED	1							
6	1	76000102	BOLT, FILTER	1							
8	1	76000021	O-RING, P20	1							
9	1	76000238	PIPE ASSY, OIL INLET	1							
14	1	76000009	BOLT, M8X 12 PLATED	1							
15	1	76000009	BOLT, M8X 12 PLATED	1							
16	1	76000103	SWITCH, 0.5KG	1							
17	1	76501465	TUBE ASSY-OIL	1							
19	2	76501406	RETAINER	1							
21	1	76501415	BOLT ASSY, JOINT M8	2							
22	2	76000007	WASHER, SEAL 8	2							
23	2	76501529	BOLT, JOINT 3	2							
24	1	76000007	WASHER, SEAL 8	2							
25	1	76000009	BOLT, M8X 12 PLATED	1							
26	1	76000289	PIPE, OIL	1							
27	1	76000268	BOLT, PIPE JOINT	2							
28	1	76000007	WASHER, SEAL 8	4							
29	1	76000106	PLUG, DRAIN	1							
30	1	76000261	FILTER	1							1

Remarks
(1)Spare part.

Fig.10. COOLING WATER SYSTEM



(A)=4TNV94L-BXPZH
(B)=
(C)=

(D)=
(E)=
(F)=

No.	Lev.	Parts No.	Description	Q'ty						I	R
				(A)	(B)	(C)	(D)	(E)	(F)		
1	1	76501466	PUMP ASSY, WATER	1							
11	1	76501426	GASKET, WATER PUMP	1							
12	1	76501544	BOLT, M6X 30 PLATED	2							
13	1	76000080	BOLT, M8X 55 PLATED	5							
14	1	76501567	V-PULLEY	1							
15	1	76501538	V-BELT, A41.5	1							
16	1	76501566	FAN, COOLING D=410	1							
17	1	76000197	SPACER, FAN	1							
18	1	76000025	BOLT, M8X 30 PLATED	4							
19	1	76501433	CASE ASSY,THERMOSTAT	1							
22	2	76501487	COVER, THERMOSTAT	1							
23	2	76501394	GASKET, THERMOSTAT	1							
24	2	76000260	GASKET, THERMOSTAT	1							
25	2	76501471	RETAINER, PIPE	1							
26	2	76000280	PLUG, R03	2							
27	2	76000258	THERMOSTAT	1							
29	2	76501540	BOLT, M6X 12 PLATED	1							
30	2	76000115	BOLT, M6X 20 PLATED	2							
31	2	76501547	BOLT, M6X 55 PLATED	2							
32	1	76501427	GASKET	1							
33	1	76501528	GASKET, 8X1.0	1							
34	1	76000009	BOLT, M8X 12 PLATED	1							
35	1	76501550	BOLT, M8X 60 PLATED	3							
36	1	76000113	PLUG, M16	1							
37	1	76000114	GASKET, 16	1							
38	1	76000203	SENSOR	1							
39	1	76000205	GASKET	1							
40	1	76501467	HOSE ASSY, WATER	1							
41	2	76501469	PIPE ASSY, WATER	1							
42	2	76501472	TUBE, CORRUGATED	1							
43	2	76501411	CLIP, HOSE 9	2							
44	1	76501468	HOSE ASSY, WATER	1							
45	2	76501470	PIPE ASSY, WATER	1							
46	2	76501411	CLIP, HOSE 9	2							

Fig.11. FUEL INJECTION PUMP

(A)=4TNV94L-BXPZH

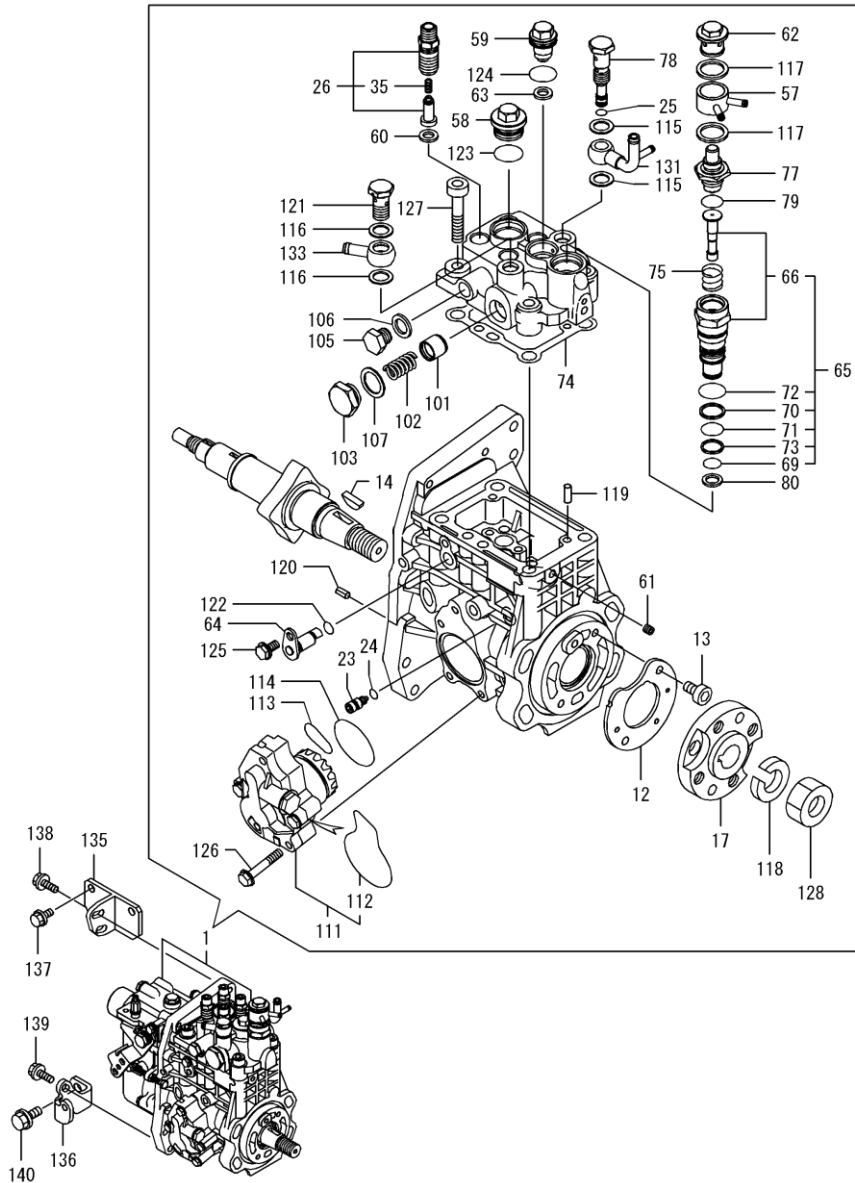
(B)=

(C)=

(D)=

(E)=

(F)=



No.	Lev.	Parts No.	Description	Q'ty						I	R
				(A)	(B)	(C)	(D)	(E)	(F)		
1	1	76501560	FIE ASSY	1							1
12	2	76501480	COVER	1							
13	2	76501416	BOLT, M6X10	2							
14	2	76501490	KEY, 5X19	1							
17	2	76501514	FLANGE	1							
23	2	76501517	STOPPER, TAPPET	1							
24	2	76501515	O-RING, 4D S6	1							
25	2	76501515	O-RING, 4D S6	1							
26	2	76501563	VALVE ASSY, DELIVERY	4							
35	3	76501516	SPRING, DELIVERY	4							
57	2	76501500	JOINT	1							
58	2	76501518	PLUG	1							
59	2	76501473	PLUG, BARREL	1							
60	2	76501491	GASKET	4							
61	2	76501507	PLUG	1							
62	2	76501519	PLUG	1							
63	2	76501434	GASKET	1							
64	2	76501492	LIFT PUMP ACCESORY	1							
65	2	76501386	TIMER SET	1							
66	3	76501387	TIMER ASSY	1							
69	3	76501504	O-RING, 1011	1							
70	3	76501388	RING, BACK UP	1							
71	3	76501389	O-RING	1							
72	3	76501535	O-RING, 4D19020	1							
73	3	76501537	RING, BACK UP T2P15	1							
74	2	76501508	GASKET	1							
75	2	76501501	SPRING, TIMER	1							
77	2	76501502	ELEMENT	1							
78	2	76501520	JOINT, OVER FLOW	1							
79	2	76501503	O-RING, P14	1							
80	2	76501505	GASKET	1							
101	2	76501521	PISTON	1							
102	2	76501494	SPRING	1							
103	2	76501522	PLUG	1							
105	2	76501506	PLUG, M12	1							
106	2	76000191	WASHER, SEAL 12	1							
107	2	76501524	WASHER, SEAL 18	1							
111	2	76501495	PUMP ASSY, FUEL FEED	1							
112	3	76501498	O-RING	1							
113	2	76501496	O-RING 1								
114	2	76501497	O-RING, 4E S42	1							
115	2	76000191	WASHER, SEAL 12	2							
116	2	76000191	WASHER, SEAL 12	2							
117	2	76501524	WASHER, SEAL 18	2							
118	2	76501525	WASHER, SPRING 18	1							
119	2	76501526	PIN, PARALLEL 5X14	2							
120	2	76501527	PIN, SPRING 5.0X10	2							
121	2	76501530	BOLT, JOINT 6	1							
122	2	76501533	O-RING, 1AP7.0	1							
123	2	76501535	O-RING, 4D19020	1							
124	2	76501536	O-RING, 4D24021	1							

Remarks

(1)Governor(Fig.12)is incorporated in this Fuel Injection Pump (Ref.1).

N:Old $\begin{matrix} \text{Yes} \\ \text{No} \end{matrix}$ New, Q:Old $\begin{matrix} \text{No} \\ \text{Yes} \end{matrix}$ New, R:Old $\begin{matrix} \text{Yes} \\ \text{No} \end{matrix}$ New, S:Old $\begin{matrix} \text{No} \\ \text{Yes} \end{matrix}$ New, W:Add, Z:Discontinued, F:Interchangeable by set, K:Q'ty Change

++ CONTINUE ++

Fig.11. FUEL INJECTION PUMP

(A)=4TNV94L-BXPZH

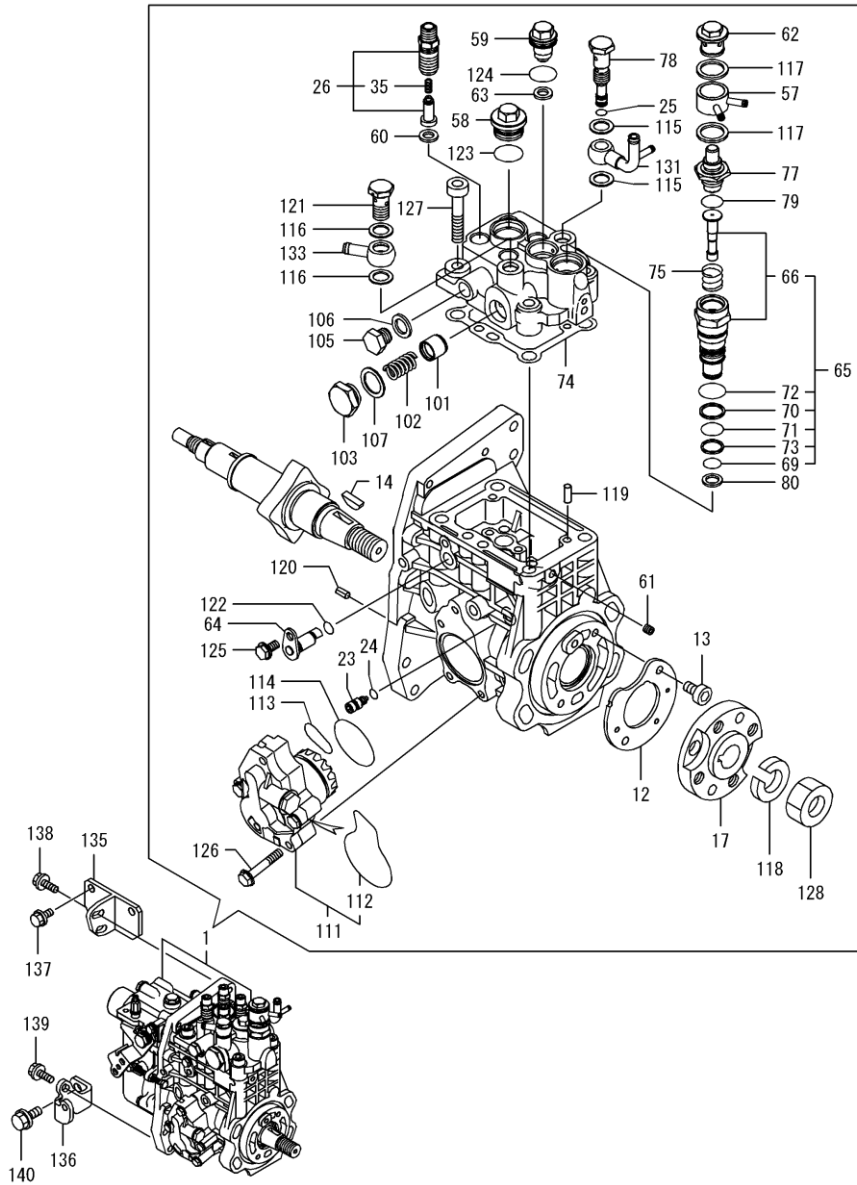
(B)=

(C)=

(D)=

(E)=

(F)=



No.	Lev.	Parts No.	Description	Q'ty						I	R
				(A)	(B)	(C)	(D)	(E)	(F)		
125	2	76501539	BOLT, M6X 10 PLATED	1							
126	2	76501545	BOLT, M6X 35 PLATED	4							
127	2	76501556	BOLT, M10X 45	4							
128	2	76501558	NUT, LOCK M18	1							
131	2	76501493	JOINT, OVER FLOW	1							
133	2	76501479	JOINT, PIPE 12	1							
135	1	76501439	BRACKET	1							
136	1	76501440	BRACKET	1							
137	1	76000023	BOLT, M8X 16 PLATED	2							
138	1	76501549	BOLT, M8X 22 PLATED		2						
139	1	76501549	BOLT, M8X 22 PLATED		1						
140	1	76000190	BOLT, M10X 20 PLATED		1						

Remarks

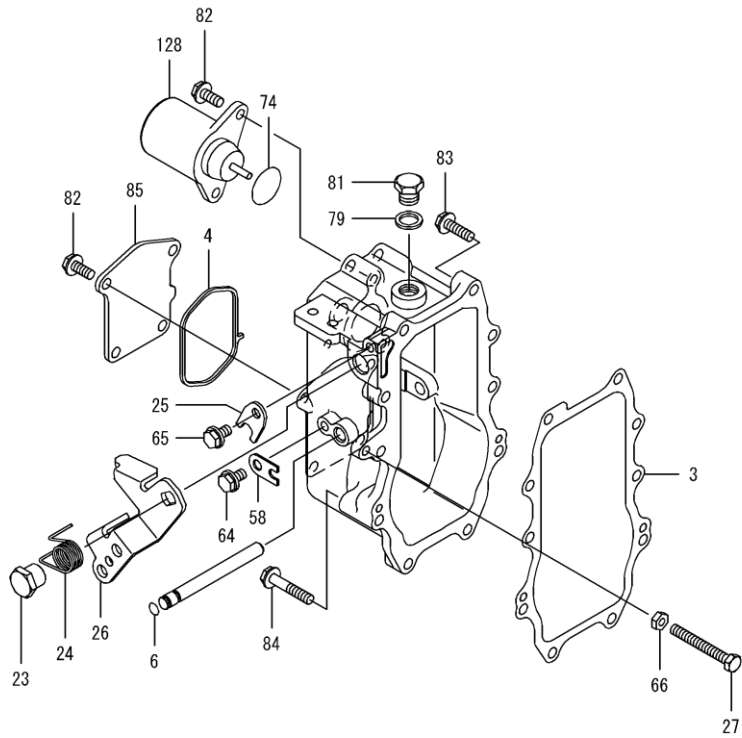
(1)Governor(Fig.12)is incorporated in this Fuel Injection Pump (Ref.1).

N:Old $\begin{matrix} \leftarrow \text{Yes} \\ \text{No} \rightarrow \end{matrix}$ New, Q:Old $\begin{matrix} \leftarrow \text{No} \\ \text{Yes} \rightarrow \end{matrix}$ New, R:Old $\begin{matrix} \leftarrow \text{Yes} \\ \text{Yes} \rightarrow \end{matrix}$ New, S:Old $\begin{matrix} \leftarrow \text{No} \\ \text{No} \rightarrow \end{matrix}$ New, W:Add, Z:Discontinued, F:Interchangeable by set, K:Q'ty Change

Fig.12. GOVERNOR

(A)=4TNV94L-BXPZH
(B)=
(C)=

(D)=
(E)=
(F)=



No.	Lev.	Parts No.	Description	Q'ty						I	R
				(A)	(B)	(C)	(D)	(E)	(F)		
3	2	76501509	GASKET	1							
4	2	76501511	GASKET	1							
6	2	76501417	O-RING, S6	1							
23	2	76501420	NUT, LOCK	1							
24	2	76501392	SPRING, RETURN	1							
25	2	76501512	RETAINER-SHAFT	1							
26	2	76501513	LEVER, REGULATOR	1							
27	2	76501418	BOLT, IDLE	1							
58	2	76501384	RETAINER-SHAFT	1							
64	2	76501539	BOLT, M6X 10 PLATED	1							
65	2	76501539	BOLT, M6X 10 PLATED	1							
66	2	76501557	NUT, LOCK M6	1							
74	2	76501499	O-RING	1							
79	2	76501523	WASHER, SEAL 16	1							
81	2	76501532	PLUG, 16	1							
82	2	76501541	BOLT, M6X 14 PLATED	6							
83	2	76501543	BOLT, M6X 25 PLATED	8							
84	2	76501546	BOLT, M6X 40 PLATED	2							
85	2	76501510	COVER, GOVERNOR CASE	1							
128	2	76501383	SOLENOID, STOP	1							

Remarks

*This figure(Governor)is incorporated in the Fuel Injection Pump (Fig.11).

N:Old $\xleftrightarrow{\text{Yes/No}}$ New, Q:Old $\xleftrightarrow{\text{No/Yes}}$ New, R:Old $\xleftrightarrow{\text{Yes/Yes}}$ New, S:Old $\xleftrightarrow{\text{No/No}}$ New, W:Add, Z:Discontinued, F:Interchangeable by set, K:Q'ty Change

Fig.13. FUEL INJECTION VALVE

(A)=4TNV94L-BXPZH

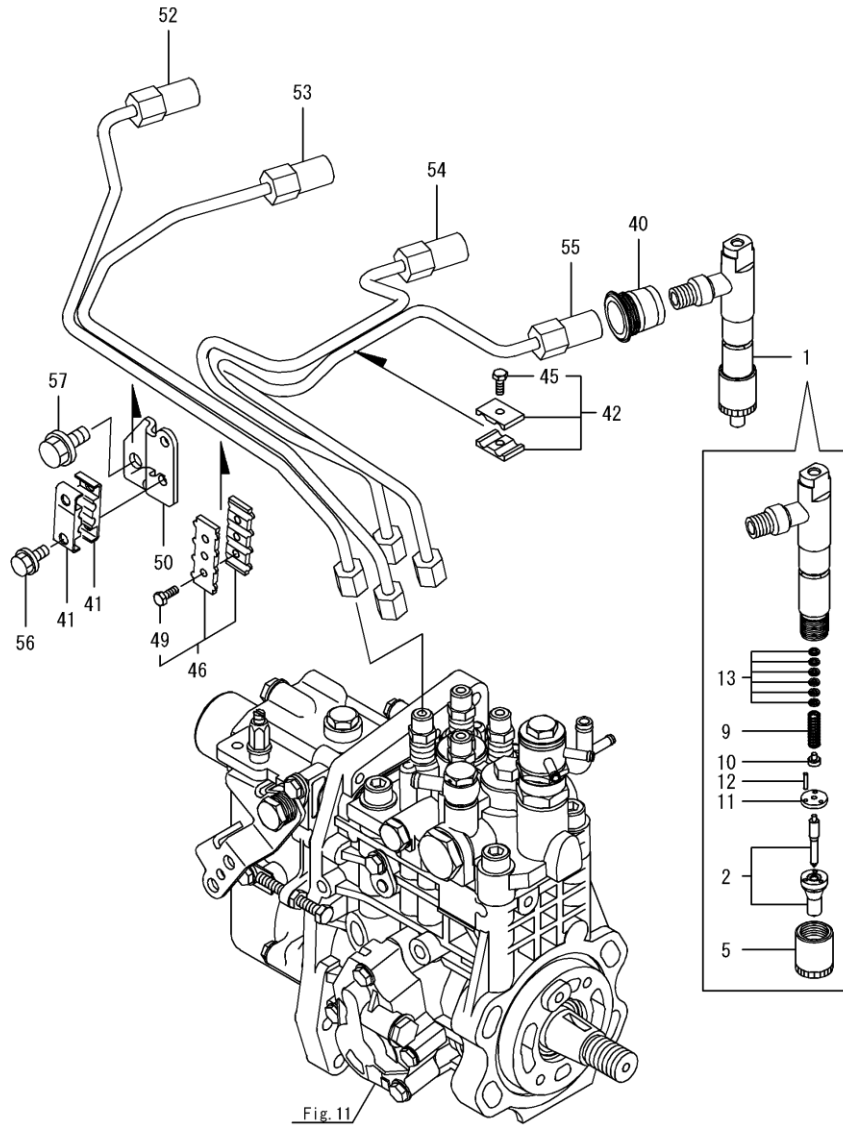
(B)=

(C)=

(D)=

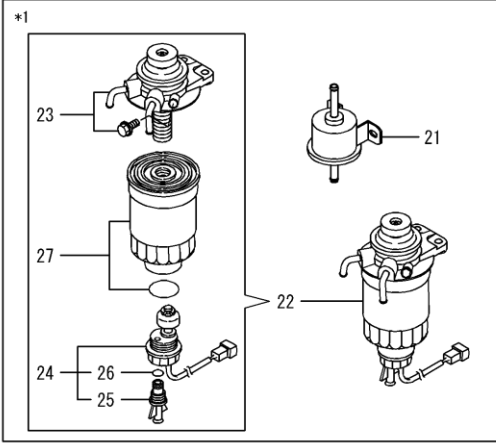
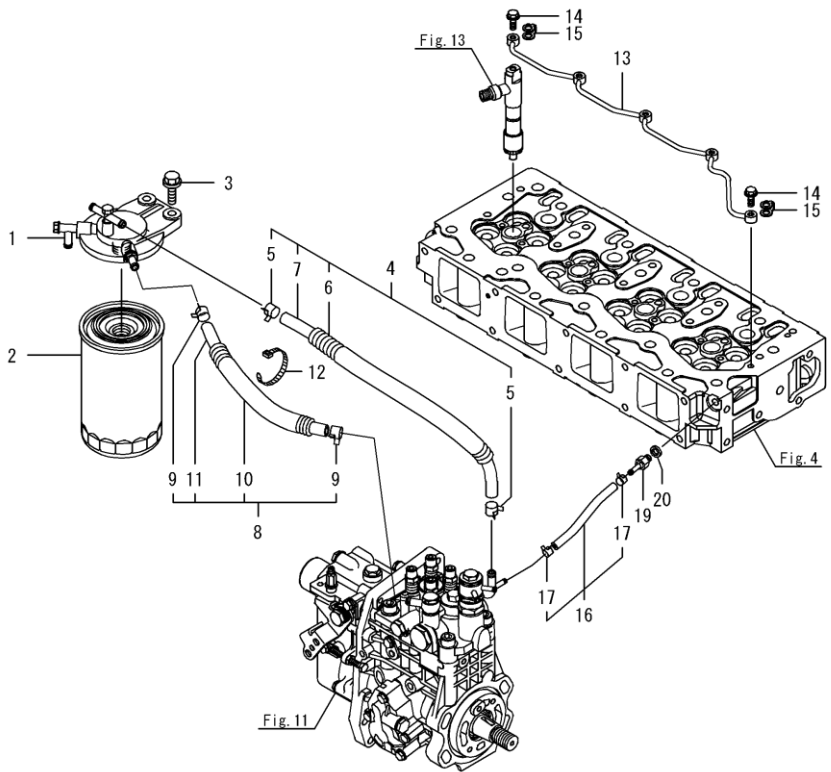
(E)=

(F)=



No.	Lev.	Parts No.	Description	Q'ty						I	R
				(A)	(B)	(C)	(D)	(E)	(F)		
1	1	76501561	VALVE ASSY,INJECTION	4							
2	2	NO PART NO.	VALVE ASSY,INJECTION	4							
5	2	NO PART NO.	NUT, NOZZLE D16.95	4							
9	2	NO PART NO.	SPRING, NOZZLE	4							
10	2	NO PART NO.	SEAT, SPRING	4							
11	2	NO PART NO.	PLATE	4							
12	2	NO PART NO.	PIN	8							
13	2	NO PART NO.	SHIM SET	4							
40	1	76501403	SEAL	4							
41	1	76501395	RETAINER	2							
42	1	76000119	RETAINER, PIPE	1							
45	2	76000120	BOLT, M4X14	1							
46	1	76000121	RETAINER, PIPE	1							
49	2	76000120	BOLT, M4X14	2							
50	1	76501476	SUPPORT	1							
52	1	76501435	PIPE ASSY, INJECTION	1							
53	1	76501436	PIPE ASSY, INJECTION	1							
54	1	76501437	PIPE ASSY, INJECTION	1							
55	1	76501438	PIPE ASSY, INJECTION	1							
56	1	76501542	BOLT, M6X 16 PLATED	2							
57	1	76501548	BOLT, M8X 18 PLATED	1							

Fig.14. FUEL LINE



(A)=4TNV94L-BXPZH
(B)=
(C)=

(D)=
(E)=
(F)=

No.	Lev.	Parts No.	Description	Q'ty						I	R
				(A)	(B)	(C)	(D)	(E)	(F)		
1	1	76501414	BRACKET, FILTER	1							
2	1	76501474	FILTER, FUEL	1							
3	1	76000025	BOLT, M8X 30 PLATED	2							
4	1	76501421	PIPE ASSY, FUEL	1							
5	2	76501412	CLIP, HOSE 11.5	2							
6	2	76501485	TUBE, CORRUGATED	1							
7	2	76501372	PIPE, FUEL	1							
8	1	76501489	PIPE ASSY, FUEL	1							
9	2	76501412	CLIP, HOSE 11.5	2							
10	2	76501482	TUBE, CORRUGATED	1							
11	2	76501488	PIPE, FUEL	1							
12	1	76501393	BAND, 140	1							
13	1	76501475	PIPE ASSY, RETURN	1							
14	1	76501407	BOLT, PIPE JOINT M6	5							
15	1	76501408	GASKET	5							
16	1	76501422	PIPE ASSY, RETURN	1							
17	2	76501411	CLIP, HOSE 9	2							
19	1	76501409	JOINT	1							
20	1	76000007	WASHER, SEAL 8	1							
21	1	76501377	PUMP ASSY, FUEL FEED	1							
22	1	76000281	FILTER ASSY, FUEL	1							
23	2	76000282	BODY	1							
24	2	76000283	SENSOR ASSY	1							
25	3	76000284	PLUG, DRAIN	1							
26	3	76000285	O-RING	1							
27	2	76000286	ELEMENT KIT	1							

Remarks
*1.Loose part.

Fig.15. STARTING MOTOR

(A)=4TNV94L-BXPZH

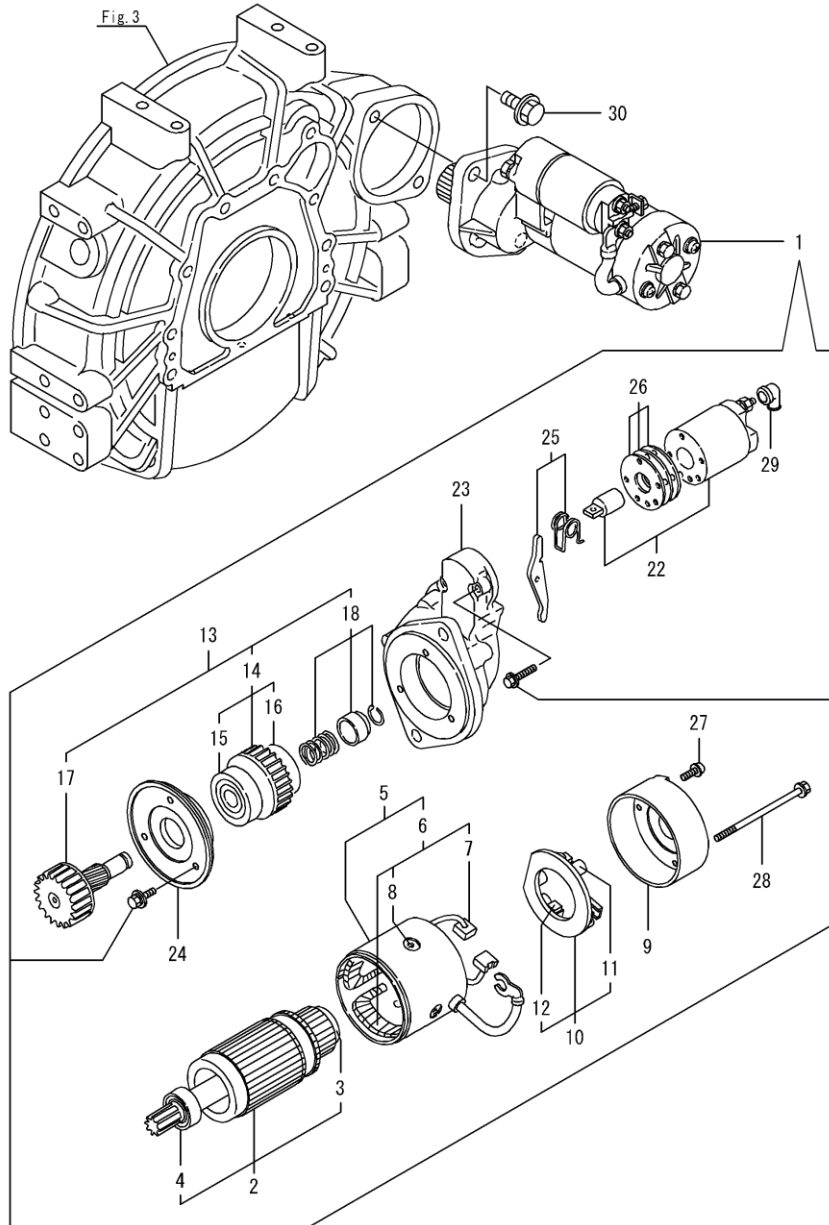
(B)=

(C)=

(D)=

(E)=

(F)=

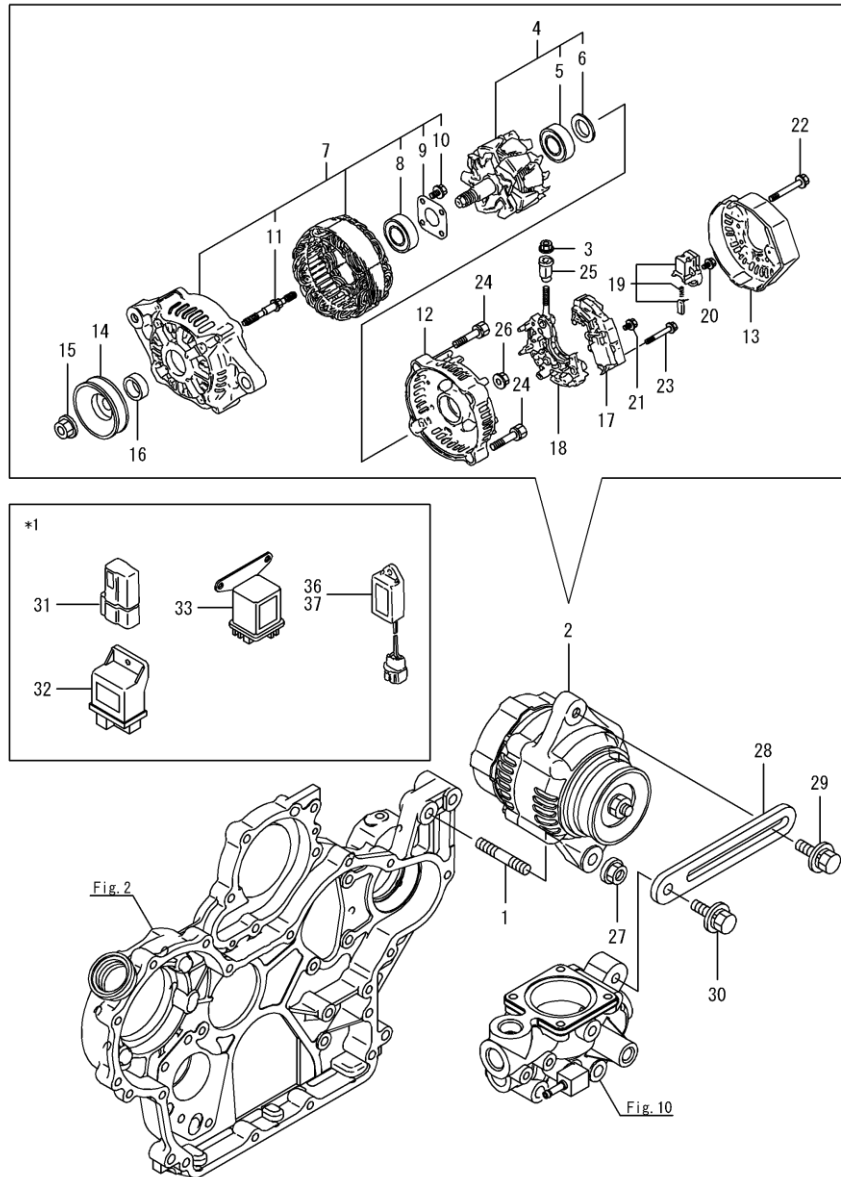


No.	Lev.	Parts No.	Description	Q'ty						I	R
				(A)	(B)	(C)	(D)	(E)	(F)		
1	1	76000216	STARTER	1							
2	2	76000217	ARMATURE ASSY	1							
3	3	76000136	BEARING, BALL	1							
4	3	76000242	BEARING, BALL	1							
5	2	76000218	YOKE ASSY	1							
6	3	76000219	COIL ASSY, FIELD	1							
7	4	76000139	BRUSH	2							
8	4	76001234	SCREW	4							
9	2	76000220	COVER	1							
10	2	76000221	HOLDER ASSY, BRUSH	1							
11	3	76000141	SPRING, BRUSH	4							
12	3	76000139	BRUSH	2							
13	2	76000222	CLUTCH	1							
14	3	76000223	CLUTCH ASSY	1							
15	4	76000250	BEARING, BALL	1							
16	4	76000224	BEARING, BALL	1							
17	3	76000225	SHAFT, PINION	1							
18	3	76000243	STOPPER SET	1							
22	2	76000226	SWITCH ASSY	1							
23	2	76000227	CASE, GEAR	1							
24	2	76000228	RETAINER, BEARING	1							
25	2	76000229	LEVER ASSY, SHIFT	1							
26	2	76000230	COVER KIT	1							
27	2	76000231	SCREW, M4X10	2							
28	2	76000212	BOLT, THROUGH	2							
29	2	76000156	COVER	1							
30	1	76501553	BOLT, M12X 25 PLATED	2							

Fig.16. GENERATOR

(A)=4TNV94L-BXPZH
(B)=
(C)=

(D)=
(E)=
(F)=



No.	Lev.	Parts No.	Description	Q'ty						I	R
				(A)	(B)	(C)	(D)	(E)	(F)		
1	1	76501423	STUD	1							
2	1	76501568	ALTERNATOR, 12V-55A	1							
3	2	76000177	NUT	1							
4	2	76000163	ROTOR ASSY	1							
5	3	76000164	BEARING, BALL	1							
6	3	76000165	COVER	1							
7	2	76501570	FRAME ASSY	1							
8	3	76000159	BEARING, BALL	1							
9	3	76000160	PLATE, RETAINER	1							
10	3	76000161	SCREW	4							
11	3	76000162	STUD	2							
12	2	76000166	FRAME	1							
13	2	76501569	COVER	1							
14	2	76000157	PULLEY	1							
15	2	76000158	NUT	1							
16	2	76000178	COLLAR	1							
17	2	76501571	REGULATOR ASSY	1							
18	2	76000270	HOLDER	1							
19	2	76000167	HOLDER, BRUSH	1							
20	2	76000169	SCREW	6							
21	2	76000170	SCREW	1							
22	2	76000171	BOLT	3							
23	2	76000172	SCREW	2							
24	2	76000173	BOLT	2							
25	2	76000175	BUSH, INSULATION	1							
26	2	76000176	NUT	2							
27	1	76000058	NUT, M10	1							
28	1	76000252	ADJUSTER	1							
29	1	76000181	BOLT, ADJUSTER	1							
30	1	76000182	BOLT, M8X 25	1							
31	1	76501382	DIODE	1							
32	1	76501390	RELAY, SAFETY	1							
33	1	76501373	RELAY ASSY, GLOW	1							
36	1	76501413	TIMER	1							
37	1	76501419	TIMER	1							

Remarks
*1.Loose part.

Parts No. Index

PART NO.	FIG. NO.	REF. NO.
76000003	1	12
76000003	1	13
76000003	1	14
76000003	4	8
76000004	1	6
76000005	1	7
76000006	1	10
76000007	9	22
76000007	9	24
76000007	9	28
76000007	14	20
76000008	1	11
76000009	3	12
76000009	9	14
76000009	9	15
76000009	9	25
76000009	10	34
76000010	1	5
76000011	1	15
76000012	1	28
76000013	2	5
76000013	3	1
76000015	2	4
76000016	2	6
76000018	2	42
76000018	4	48
76000019	2	43
76000019	4	65
76000020	2	15
76000021	2	29
76000021	9	8
76000022	2	30
76000023	2	33
76000023	2	49

PART NO.	FIG. NO.	REF. NO.
76000023	4	68
76000023	9	5
76000023	11	137
76000024	2	34
76000024	2	35
76000025	10	18
76000025	14	3
76000026	2	36
76000026	4	44
76000026	5	10
76000027	2	37
76000027	2	38
76000028	2	39
76000029	3	9
76000030	3	11
76000044	4	9
76000052	4	36
76000052	4	40
76000053	4	18
76000053	4	37
76000053	4	41
76000058	2	41
76000058	16	27
76000060	4	63
76000064	4	61
76000064	4	62
76000066	4	27
76000066	4	64
76000071	6	6
76000072	5	7
76000073	7	9
76000074	7	1
76000076	7	4
76000077	7	8

PART NO.	FIG. NO.	REF. NO.
76000077	8	7
76000079	7	19
76000080	5	4
76000080	5	5
76000080	7	14
76000080	10	13
76000084	8	5
76000085	8	6
76000086	8	9
76000088	8	11
76000091	8	25
76000092	8	26
76000093	8	27
76000094	8	34
76000095	8	31
76000099	9	1
7600102	9	6
7600103	9	16
7600106	9	29
7600113	10	36
7600114	10	37
7600115	10	30
7600119	13	42
7600120	13	45
7600120	13	49
7600121	13	46
7600136	15	3
7600139	15	7
7600139	15	12
7600141	15	11
7600156	15	29
7600157	16	14
7600158	16	15
7600159	16	8

Parts No. Index

PART NO.	FIG. NO.	REF. NO.
76000160	16	9
76000161	16	10
76000162	16	11
76000163	16	4
76000164	16	5
76000165	16	6
76000166	16	12
76000167	16	19
76000169	16	20
76000170	16	21
76000171	16	22
76000172	16	23
76000173	16	24
76000175	16	25
76000176	16	26
76000177	16	3
76000178	16	16
76000181	16	29
76000182	16	30
76000190	2	46
76000190	11	140
76000191	11	106
76000191	11	115
76000191	11	116
76000196	3	7
76000197	10	17
76000198	6	4
76000199	6	5
76000202	2	44
76000203	10	38
76000205	10	39
76000212	15	28
76000213	6	1
76000214	6	3

PART NO.	FIG. NO.	REF. NO.
76000215	7	17
76000216	15	1
76000217	15	2
76000218	15	5
76000219	15	6
76000220	15	9
76000221	15	10
76000222	15	13
76000223	15	14
76000224	15	16
76000225	15	17
76000226	15	22
76000227	15	23
76000228	15	24
76000229	15	25
76000230	15	26
76000231	15	27
76000232	3	2
76000233	8	12
76000234	8	10
76000237	3	8
76000238	9	9
76000242	15	4
76000243	15	18
76000244	3	4
76000247	3	5
76000250	15	15
76000252	16	28
76000256	6	8
76000257	4	47
76000257	6	7
76000258	10	27
76000260	10	24
76000261	9	30

PART NO.	FIG. NO.	REF. NO.
76000262	8	15
76000268	9	27
76000270	16	18
76000271	7	7
76000272	2	27
76000275	8	4
76000276	7	11
76000277	2	28
76000280	10	26
76000281	14	22
76000282	14	23
76000283	14	24
76000284	14	25
76000285	14	26
76000286	14	27
76000288	8	16
76000289	9	26
76000292	2	45
76000295	3	6
76000309	1	31
76000310	1	34
76000311	8	32
76000312	8	35
76000313	1	25
76000314	1	37
76000346	8	8
76000356	8	1
76001234	15	8
76501372	14	7
76501373	16	33
76501374	5	8
76501375	5	6
76501376	5	9
76501377	14	21

Parts No. Index

PART NO.	FIG. NO.	REF. NO.
76501378	4	28
76501379	4	13
76501380	4	24
76501381	4	60
76501382	16	31
76501383	12	128
76501384	12	58
76501385	4	23
76501386	11	65
76501387	11	66
76501388	11	70
76501389	11	71
76501390	16	32
76501391	4	14
76501392	12	24
76501393	14	12
76501394	10	23
76501395	13	41
76501396	7	10
76501397	4	53
76501398	4	54
76501399	4	55
76501400	4	56
76501401	4	33
76501402	4	1
76501403	13	40
76501404	4	20
76501405	4	19
76501406	9	19
76501407	14	14
76501408	14	15
76501409	14	19
76501410	4	15
76501411	10	43

PART NO.	FIG. NO.	REF. NO.
76501411	10	46
76501411	14	17
76501412	14	5
76501412	14	9
76501413	16	36
76501414	14	1
76501415	9	21
76501416	11	13
76501417	12	6
76501418	12	27
76501419	16	37
76501420	12	23
76501421	14	4
76501422	14	16
76501423	16	1
76501424	2	47
76501425	2	48
76501426	10	11
76501427	10	32
76501428	1	29
76501429	8	19
76501430	8	17
76501431	8	37
76501432	9	2
76501433	10	19
76501434	11	63
76501435	13	52
76501436	13	53
76501437	13	54
76501438	13	55
76501439	11	135
76501440	11	136
76501441	4	50
76501442	4	51

PART NO.	FIG. NO.	REF. NO.
76501443	4	52
76501444	4	67
76501445	4	10
76501446	4	11
76501447	4	12
76501448	4	30
76501449	4	31
76501450	4	32
76501451	4	49
76501452	4	29
76501453	4	16
76501454	4	34
76501455	4	38
76501456	4	2
76501457	4	66
76501458	4	25
76501459	4	42
76501460	4	26
76501461	5	1
76501462	5	3
76501463	7	2
76501464	7	16
76501465	9	17
76501466	10	1
76501467	10	40
76501468	10	44
76501469	10	41
76501470	10	45
76501471	10	25
76501472	10	42
76501473	11	59
76501474	14	2
76501475	14	13
76501476	13	50

Parts No. Index

PART NO.	FIG. NO.	REF. NO.
76501477	7	3
76501478	8	39
76501479	11	133
76501480	11	12
76501481	4	59
76501482	14	10
76501483	9	3
76501484	7	15
76501485	14	6
76501486	2	8
76501487	10	22
76501488	14	11
76501489	14	8
76501490	11	14
76501491	11	60
76501492	11	64
76501493	11	131
76501494	11	102
76501495	11	111
76501496	11	113
76501497	11	114
76501498	11	112
76501499	12	74
76501500	11	57
76501501	11	75
76501502	11	77
76501503	11	79
76501504	11	69
76501505	11	80
76501506	11	105
76501507	11	61
76501508	11	74
76501509	12	3
76501510	12	85

PART NO.	FIG. NO.	REF. NO.
76501511	12	4
76501512	12	25
76501513	12	26
76501514	11	17
76501515	11	24
76501515	11	25
76501516	11	35
76501517	11	23
76501518	11	58
76501519	11	62
76501520	11	78
76501521	11	101
76501522	11	103
76501523	12	79
76501524	11	107
76501524	11	117
76501525	11	11 8
76501526	11	119
76501527	11	120
76501528	10	33
76501529	9	23
76501530	11	121
76501531	4	7
76501532	12	81
76501533	2	31
76501533	11	122
76501534	2	32
76501535	11	72
76501535	11	123
76501536	11	124
76501537	11	73
76501538	10	15
76501539	11	125
76501539	12	64

PART NO.	FIG. NO.	REF. NO.
76501539	12	65
76501540	10	29
76501541	12	82
76501542	13	56
76501543	12	83
76501544	10	12
76501545	11	126
76501546	12	84
76501547	10	31
76501548	13	57
76501549	11	138
76501549	11	139
76501550	4	45
76501550	4	46
76501550	10	35
76501551	2	40
76501552	5	11
76501553	15	30
76501554	2	26
76501555	4	43
76501556	11	127
76501557	12	66
76501558	11	128
76501559	4	21
76501560	11	1
76501561	13	1
76501562	2	1
76501563	11	26
76501565	9	4
76501566	10	16
76501567	10	14
76501568	16	2
76501569	16	13
76501570	16	7

Parts No. Index

PART NO.	FIG. NO.	REF. NO.
76501571	16	17
NO PART NO.	1	1
NO PART NO.	1	30
NO PART NO.	13	2
NO PART NO.	13	5
NO PART NO.	13	9
NO PART NO.	13	10
NO PART NO.	13	11
NO PART NO.	13	12
NO PART NO.	13	13



PARTS CATALOG



PREFACE

1.This parts catalog is the 1st edition of 4TNE92-HRJ for Jingjiang Ltd.

Pub.No. : 000Y00W1650

Published : March,2007

Directions for the Parts Catalog.

1. The parts stipulated in this Parts Catalog are not necessarily standard equipped parts.
2. Parts may change without prior notice.
3. The following is an example of the Parts Catalog format.

REF.	LEV.	PARTS NO.	DESCRIPTION	Q'TY						I	R
				(A)	(B)	(C)	(D)	(E)	(F)		
1	1	729595-51390	FUEL INJECTION PUMP	1	1	1	1	1			1
1-1	1	729595-51391	FUEL INJECTION PUMP	1	1	1	1	1		N	1
		(A=E00185) (B=E00200)									
3	2	26022-060162	SCREW M 6 16	9	9	9	9	9			
3-1	2	26022-060162	SCREW M 6 16	4	4	4	4	4		K	
		(A=E00156) (B=E00156) (C=E00156) (D=E00156) (E=E00156)									
4	2	129470-51040	CAMSHAFT	1	1	1	1	1			
5	2	122710-51050	BEARING, ROLLER	2	2	2	2	2			
6	2	129470-51060	RETAINER	1	1	1	1	1			

Remarks
(1) BOOST COMPEMSATOR TYPE. OPTIONAL PART, TO E00155,(4JH-DT, 4JH-DTZ

① Ref. No.

The Ref. No. listed may not be in accordance with the illustration Ref. No.

(E.) Illustration No.

List Ref No.

1 1 (Before change) → 1-1 (After change)

For interchangeable symbols N, R and K, illustrations for new parts may be abbreviated.

② Lev. (Level)

Level indication

The numbers below indicate the level of relativity towards the main part.

1 ----- Main parts (Assembly parts)

2 ----- Sub component included in " 1 ".

3 ----- Sub component included in " 2 ".

Note) Parts that are not for sale are partially illustrated but not listed.

③ Interchangeability Mark

When a part change takes place, one of the following interchangeability symbols is indicated beside the part.

Symbol	Interchangeability	Contents note
N	Old $\begin{matrix} \leftarrow \text{Yes} \\ \text{No} \rightarrow \end{matrix}$ New	New Part is interchangeable for Old Part but Old Part is not interchangeable for New Part.
Q	Old $\begin{matrix} \leftarrow \text{No} \\ \text{Yes} \rightarrow \end{matrix}$ New	New Part is not interchangeable for Old Part but Old Part is interchangeable for New Part.
R	Old $\begin{matrix} \leftarrow \text{Yes} \\ \text{Yes} \rightarrow \end{matrix}$ New	New/ Old Parts are both interchangeable.
S	Old $\begin{matrix} \leftarrow \text{No} \\ \text{No} \rightarrow \end{matrix}$ New	New/ Old Parts are both not interchangeable.
W		Part newly added.
Z		Part discontinued.
F		Not interchangeable by a single part but interchangeable together with related parts.
K		Changes only for used parts quantities.

④ Effective Machine No.

When a part changes, the effective Machine No. will be indicated in the (A)-(F) column.

Product Symbol	Product No.	Product Symbol	Product No.
C	Clutch No. Compressor No.	F	Machine No. (Agricultural Equip.)
D	Drive No.	M	Machine No.
E	Engine No.		

Note 1) A date may follow the symbol. (E.) 1996.01

Note 2) " " and " ZZZZ " are for parts that could not be predicted or for engine models that could not be identified.

Note 3) (A=E00185) is the E (Engine Serial Number) for the column (A) model (in this case 4JH-DT) after the parts design change.

⑤ Remarks Mark

Figures or alphabets (symbols) are entered in the remarks column.

The comments (remarks) on parts that are indicated at the bottom of the illustration are the same symbols as those stated above.

CONTENTS

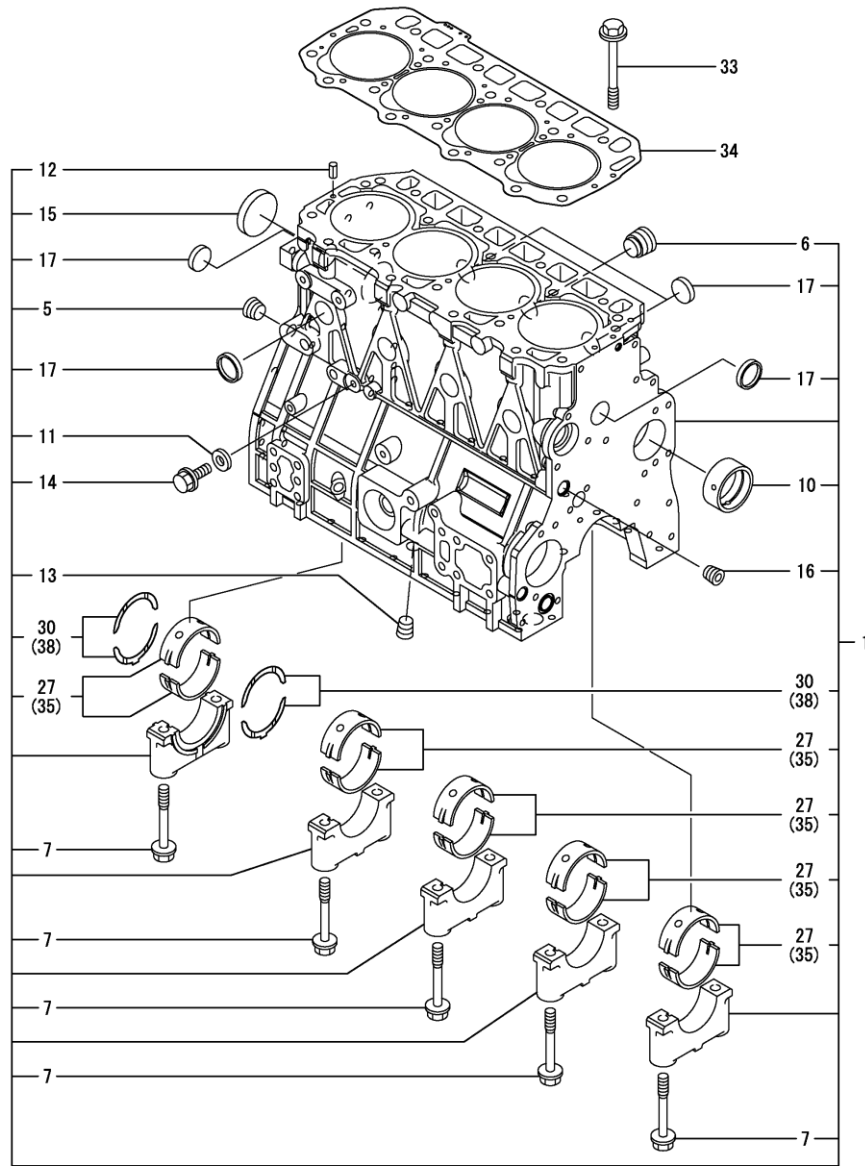
MODEL : 4TNE92-HRJ(JINGJIANG)
PC NO : 0CW10-G16500

Fig.No. GROUP NAME
4TNE92-HRJ

1. CYLINDER BLOCK
2. GEAR HOUSING
3. FLYWHEEL HOUSING & OIL SUMP
4. CYLINDER HEAD & BONNET
5. SUCTION & EHAUST MANIFOLD
6. CAMSHAFT & DRIVING GEAR
7. CRANKSHAFT & PISTON
8. LUB.OIL SYSTEM
9. COOLING WATER SYSTEM
10. FUEL INJECTION PUMP
11. FUEL INJECTION VALVE
12. FUEL FILTER
13. STARTING MOTOR
16. (13A)STARTING MOTOR
14. GENERATOR
18. (14A)GENERATOR
15. GASKET SET
17. SHORT BLOCK

Fig.No. GROUP NAME

Fig.1. CYLINDER BLOCK



0CW10-G16500 1. CYLINDER BLOCK

(A)=4TNE92-HRJ

(B)=

(C)=

(D)=

(E)=

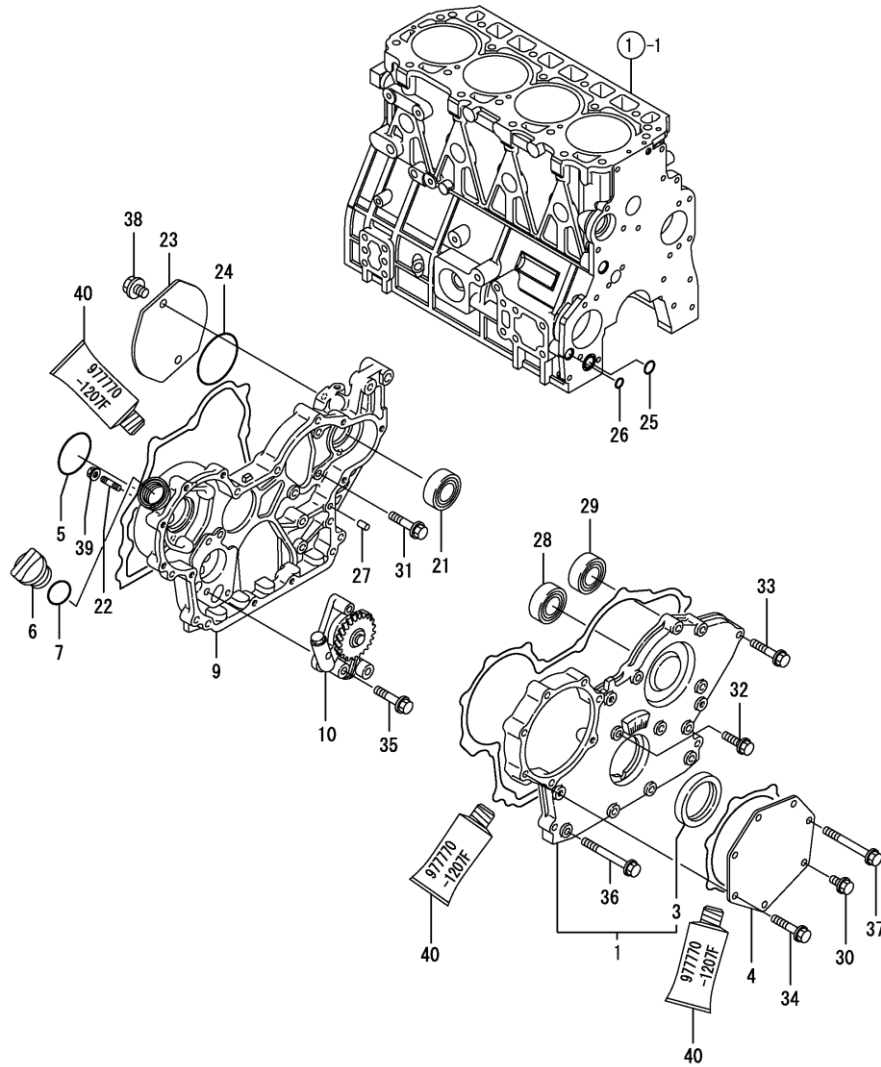
(F)=

REF.	LEV.	PARTS NO.	DESCRIPTION	QTY						I	R
				(A)	(B)	(C)	(D)	(E)	(F)		
1	1	76000002	BLOCK ASSY, CYLINDER	1							
5	2	76000003	PLUG PT3/8,SCREW	1							
6	2	76000004	PLUG, NPTF1	1							
7	2	76000005	BOLT, METAL CAP	10							
10	2	76000006	BUSH, CAMSHAFT	1							
11	2	76000007	SEAL WASHER 8S	1							
12	2	76000008	SPRING PIN 612	2							
13	2	76000003	PLUG PT3/8,SCREW	1							
14	2	76000009	BOLT M 8 12 PLATED	1							
15	2	76000010	PLUG, 55	1							
16	2	76000003	PLUG PT3/8,SCREW	1							
17	2	76000011	PLUG 30	8							
27	2	76000309	BEARING ASSY, MAIN	5							3
30	2	76000313	BEARING ASSY, THRUST	2							
33	1	76000012	BOLT, CYLINDER HEAD	18							
34	1	NO PART NO.	GASKET, HEAD	1							
35	1	76000310	MAIN BEARING US=0.25	5							1
38	1	76000314	BEARING,THRUST .25OS	2							2

Remarks

- (1) UNDER-SIZED(U.S=0.25)PART.
- (2) OVER-SIZED(O.S=0.25)PART.
- (3) REPAIR PART.

Fig.2. GEAR HOUSING



(A)=4TNE92-HRJ

(B)=

(C)=

(D)=

(E)=

(F)=

REF.	LEV.	PARTS NO.	DESCRIPTION	QTY						I	R	
				(A)	(B)	(C)	(D)	(E)	(F)			
1	1	76000014	COVER ASSY,GEAR CASE	1								
3	2	76000015	SEAL, OIL	1								
4	1	76000016	COVER, TIMING	1								
5	1	76000017	O-RING 1A S-50.0	1								
6	1	76000018	COVER, FILLER	1								
7	1	76000019	O-RING 1A P-32.0	1								
9	1	76000240	HOUSING, GEAR	1								
10	1	76000020	PUMP ASSY, LUB.OIL	1								
21	1	76000277	BALL BEARING	1								
22	1	76000296	STUD M 8 30 PLATED	3								
23	1	76000202	COVER, PUMP	1								
24	1	76000292	O-RING 1A G-85.0	1								
25	1	76000021	O-RING, P20	1								
26	1	76000022	O-RING, P14	1								
27	1	76000013	PIN, PARALLEL	4								
28	1	76000272	BALL BEARING	1								
29	1	76000277	BALL BEARING	1								
30	1	76000023	BOLT M 8 16 PLATED	1								
31	1	76000024	BOLT M 8 20 PLATED	3								
32	1	76000025	BOLT M 8 30 PLATED	1								
33	1	76000026	BOLT M 8 40 PLATED	5								
34	1	76000026	BOLT M 8 40 PLATED	5								
35	1	76000027	BOLT M 8 45 PLATED	3								
36	1	76000028	BOLT M 8 70 PLATED	6								
37	1	76000028	BOLT M 8 70 PLATED	1								
38	1	76000293	BOLT M10 12 PLATED	2								
39	1	76000257	NUT, M8	3								
40	1	76000290	GASKET.LIQUID	1								1

Remarks
(1) OPTIONAL PART.

N:Old $\xrightarrow{\text{Yes}}$ New, Q:Old $\xrightarrow{\text{No}}$ New, R:Old $\xrightarrow{\text{Yes}}$ New, S:Old $\xrightarrow{\text{No}}$ New, W:Add, Z:Discontinued, F:Interchangeable by set, K:Q'ty Change

Fig.3. FLYWHEEL HOUSING & OIL SUMP

(A)=4TNE92-HRJ

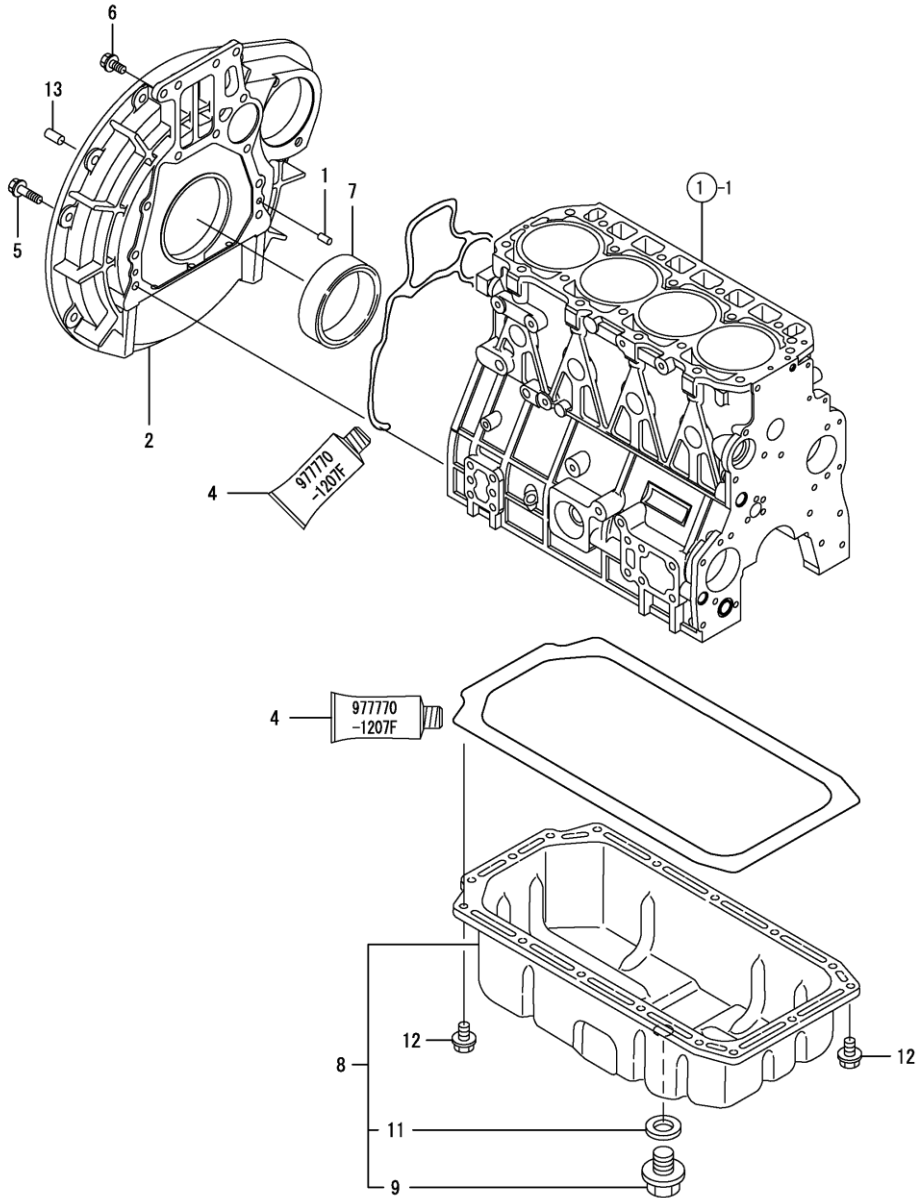
(B)=

(C)=

(D)=

(E)=

(F)=

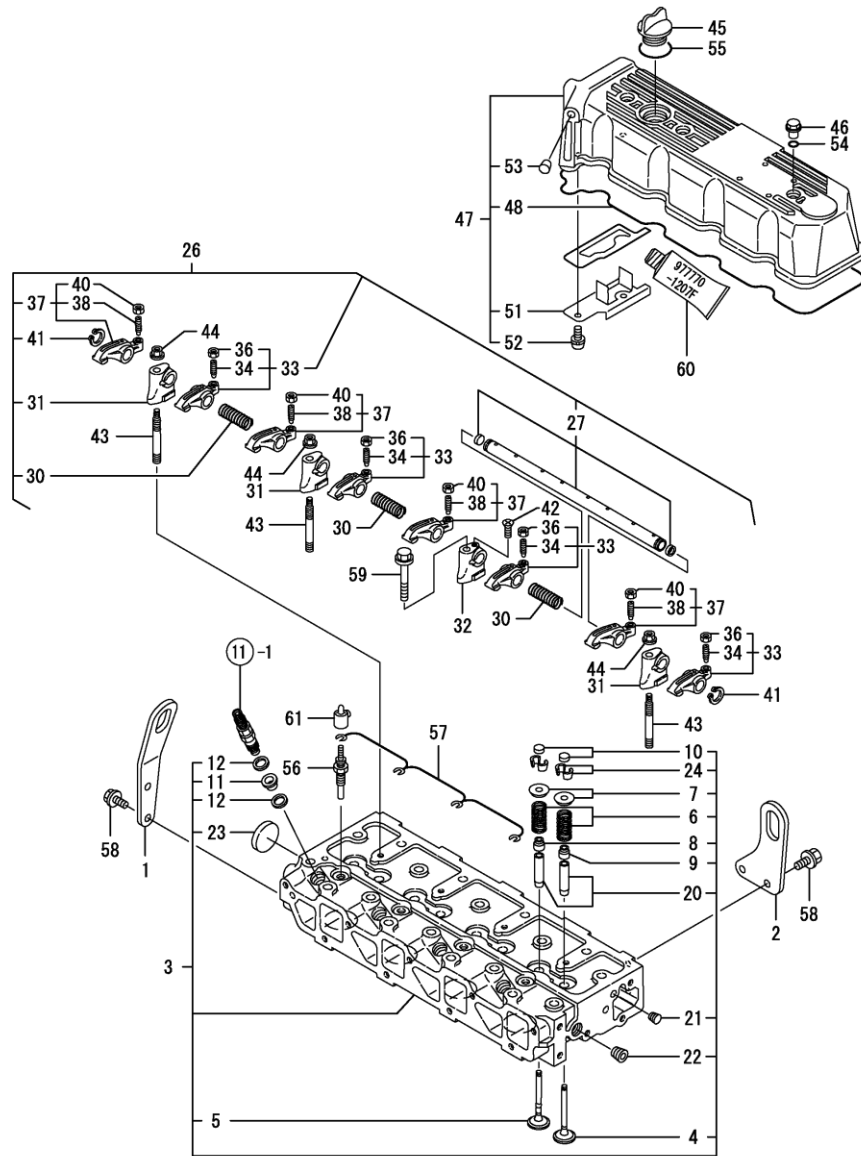


REF.	LEV.	PARTS NO.	DESCRIPTION	QTY						I	R	
				(A)	(B)	(C)	(D)	(E)	(F)			
1	1	76000013	PIN, PARALLEL	2								
2	1	76000232	HOUSING, FLYWHEEL	1								
4	1	76000290	GASKET, LIQUID	1								1
5	1	76000295	BOLT M10 35 PLATED	9								
6	1	76000247	BOLT M1020	4								
7	1	76000196	SEAL, OIL D115/95T11	1								
8	1	76000237	SUMP ASSY, LUB. OIL	1								
9	2	76000029	DRAIN PLUG M22	1								
11	2	76000030	WASHER, 22	1								
12	1	76000009	BOLT M 8 12 PLATED	16								
13	1	76000244	PARALLEL PIN, M1220	2								

Remarks
(1) OPTIONAL PART.

N:Old $\xrightarrow{\text{Yes}}$ New, Q:Old $\xrightarrow{\text{No}}$ New, R:Old $\xrightarrow{\text{Yes}}$ New, S:Old $\xrightarrow{\text{No}}$ New, W:Add, Z:Discontinued, F:Interchangeable by set, K:Q'ty Change

Fig.4. CYLINDER HEAD & BONNET



OCW10-G16500 4. CYLINDER HEAD & BONNET

(A)=4TNE92-HRJ

(B)=

(C)=

(D)=

(E)=

(F)=

REF.	LEV.	PARTS NO.	DESCRIPTION	Q'TY						I	R
				(A)	(B)	(C)	(D)	(E)	(F)		
1	1	76000287	LIFTER, ENGINE	1							
2	1	76000031	LIFTER, ENGINE	1							
3	1	76000032	HEAD ASSY, CYLINDER	1							
4	2	76000033	VALVE, INTAKE	4							
5	2	76000034	VALVE, EHAUST	4							
6	2	76000035	SPRING, VALVE	8							
7	2	76000036	RETAINER, SPRING	8							
8	2	76000037	SEAL, VALVE STEM	4							
9	2	76000038	SEAL, VALVE STEM	4							
10	2	76000039	CAP, VALVE	8							
11	2	76000040	PROTECTOR, NOZZLE	4							
12	2	76000041	GASKET, NOZZLE	8							
20	2	76000042	GUIDE, EHAUST VALVE	8							1
21	2	76000043	PLUG, PT1/16	1							
22	2	76000003	PLUG PT3/8,SCREW	1							
23	2	76000044	PLUG 40	1							
24	2	76000045	COTTER, 8	8							
26	1	76000046	SUPPORT ASSY, ARM	1							
27	2	76000047	SHAFT ASSY, ROCKER	1							
30	2	76000048	SPRING, SHAFT	3							
31	2	76000049	SUPPORT, ARM A	3							
32	2	76000050	SUPPORT, ARM B	1							
33	2	76000051	ARM KIT, ROCKER	4							
34	3	76000052	SCREW, VALVE ADJUST	4							
36	3	76000053	NUT, M8	4							
37	2	76000054	ARM KIT, ROCKER	4							
38	3	76000052	SCREW, VALVE ADJUST	4							
40	3	76000053	NUT, M8	4							
41	2	76000055	CIRCLIP 18	2							
42	2	76000056	SCREW M 4 16	1							
43	1	76000057	STUD, SUPPORT	3							
44	1	76000058	NUT, M10	3							
45	1	76000018	COVER, FILLER	1							
46	1	76000060	KNOB	3							
47	1	76000061	BONNET ASSY, HEAD	1							
48	2	76000062	GASKET, BONNET	1							
51	2	76000063	PLATE, BAFFLE	1							
52	2	76000064	SCREW, M510	2							
53	2	76000065	PLUG, 88	1							
54	1	76000066	O-RING 1A P-12.0	3							
55	1	76000019	O-RING 1A P-32.0	1							
56	1	76002100	PLUG, GLOW	4							
57	1	76000279	CONNECTOR, GLOW PLUG	1							
58	1	76000023	BOLT M 8 16 PLATED	4							
59	1	76000068	BOLT M10 65 PLATED	1							
60	1	76000290	GASKET,LIQUID	1							2
61	1	76000070	COVER, GLOW PLUG	4							

Remarks

(1) REPAIR PART.

(2) OPTIONAL PART.

N:Old $\xrightarrow{\text{Yes}}$ New, Q:Old $\xrightarrow{\text{No}}$ New, R:Old $\xrightarrow{\text{Yes}}$ New, S:Old $\xrightarrow{\text{No}}$ New, W:Add, Z:Discontinued, F:Interchangeable by set, K:Q'ty Change

Fig.5. SUCTION & EHAUST MANIFOLD

(A)=4TNE92-HRJ

(B)=

(C)=

(D)=

(E)=

(F)=

REF.	LEV.	PARTS NO.	DESCRIPTION	QTY						I	R
				(A)	(B)	(C)	(D)	(E)	(F)		
1	1	76000059	GASKET, MANIFOLD	1							
2	1	76000069	MANIFOLD, AIR INTAKE	1							
3	1	76000027	BOLT M 8 45 PLATED	9							
4	1	76000213	MANIFOLD, EHAUST	1							
5	1	76000214	GASKET, MANIFOLD	1							
6	1	76000198	BOLT, M845	6							
7	1	76000071	STUD, M822	4							
8	1	76000199	STUD, M845	2							
9	1	76000257	NUT, M8	2							
10	1	76000072	GASKET, HEATER	1							
11	1	76000235	HEATER, AIR	1							
12	1	76000246	BOLT M 8 35 PLATED	4							
13	1	76000256	GASKET, SILENCER	1							

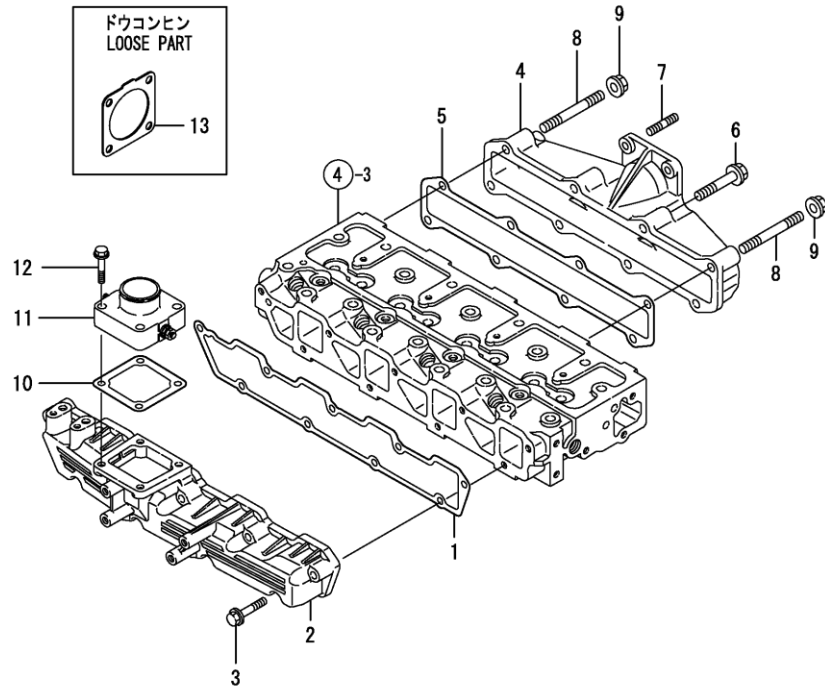


Fig.6. CAMSHAFT & DRIVING GEAR

(A)=4TNE92-HRJ

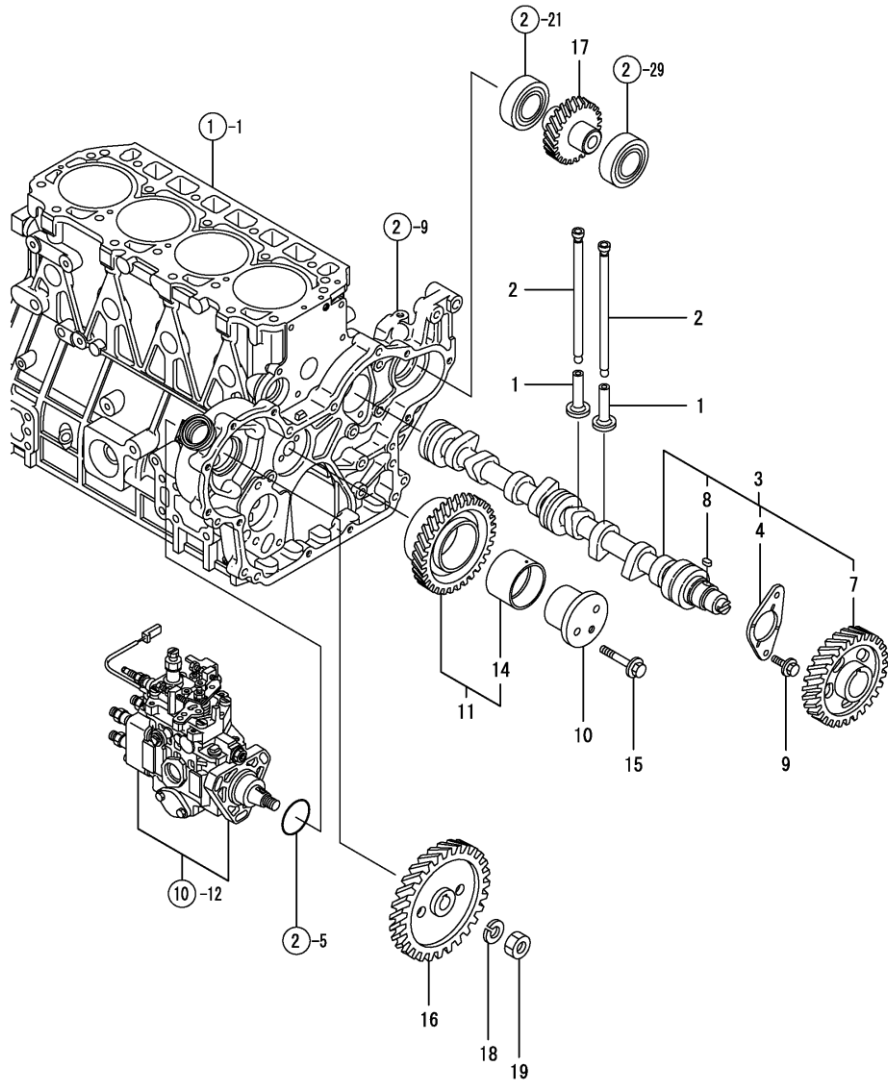
(B)=

(C)=

(D)=

(E)=

(F)=



REF.	LEV.	PARTS NO.	DESCRIPTION	QTY						I	R
				(A)	(B)	(C)	(D)	(E)	(F)		
1	1	76000074	TAPPET	8							
2	1	76000075	ROD, PUSH	8							
3	1	76000273	CAMSHAFT ASSY	1							
4	2	76000076	METAL, THRUST	1							
7	2	76000271	GEAR, CAMSHAFT	1							
8	2	76000077	KEY, 714	1							
9	1	76000073	BOLT 8 14 PLATED	2							
10	1	76000078	SHAFT, IDLER	1							
11	1	76000276	GEAR ASSY, IDLE	1							
14	2	76000079	BUSH, IDLE GEAR	1							1
15	1	76000080	BOLT M 8 55 PLATED	2							
16	1	76000081	GEAR, FI-P	1							
17	1	76000215	GEAR ASSY, PUMP	1							
18	1	76000082	SPRING WASHER 14	1							
19	1	76000083	LOCK NUT M14 PLATED	1							

Remarks
(1) REPAIR PART.

Fig.7. CRANKSHAFT & PISTON

(A)=4TNE92-HRJ

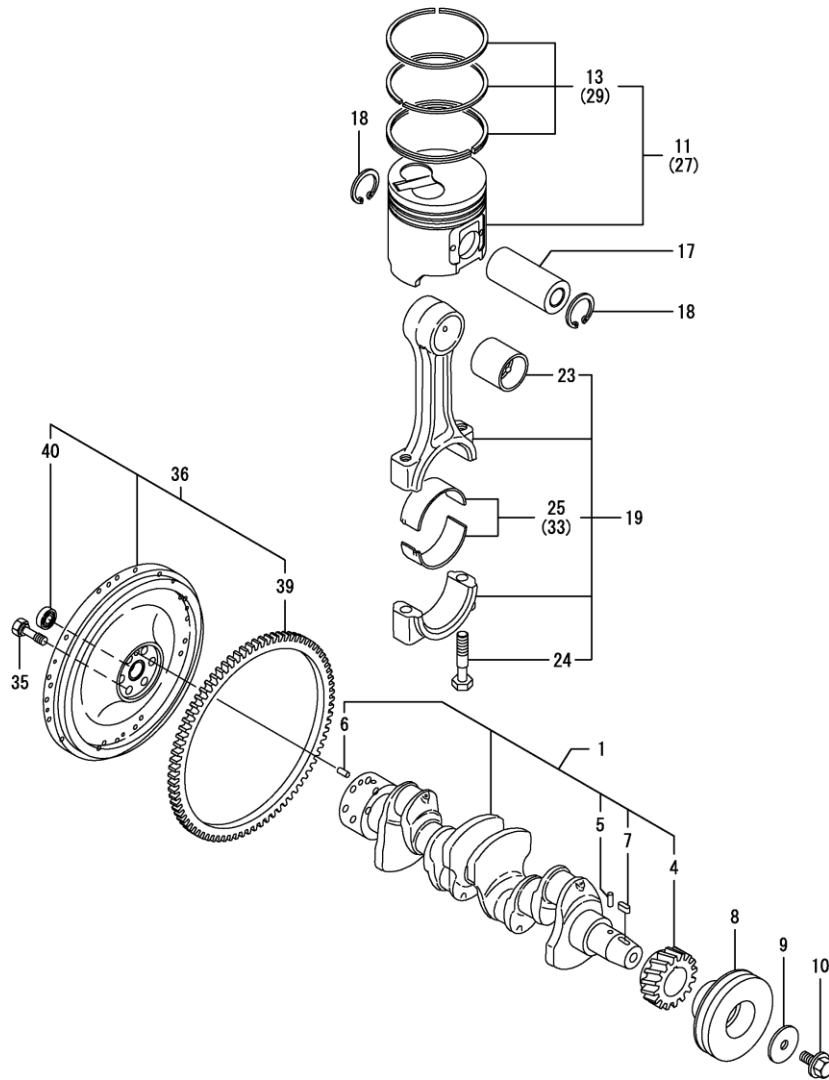
(B)=

(C)=

(D)=

(E)=

(F)=



REF.	LEV.	PARTS NO.	DESCRIPTION	QTY						I	R
				(A)	(B)	(C)	(D)	(E)	(F)		
1	1	76000274	CRANKSHAFT ASSY	1							
4	2	76000275	GEAR, CRANKSHAFT	1							
5	2	76000084	PIN	1							
6	2	76000085	PARALLEL PIN, M1022	1							
7	2	76000077	KEY, 714	1							
8	1	76000234	V-PULLEY, CRANKSHAFT	1							
9	1	76000086	WASHER	1							
10	1	76000087	BOLT, V-PULLEY	1							
11	1	76000089	PISTON W/RING	4							
13	2	76000090	RING SET	4							
17	1	76000091	PIN, PISTON	4							
18	1	76000092	CIRCLIP 30	8							
19	1	76000093	ROD ASSY, CONNECTING	4							
23	2	76000094	METAL, PISTON PIN	4							1
24	2	76000095	BOLT, CONNECTING ROD	8							
25	2	76000311	METAL ASSY, CRANK PIN	4							
27	1	76000096	PISTON W/RING .25OS	4							2
29	2	76000097	RING SET O.S=0.25	4							2
33	1	76000312	BEARING, PIN U.S=0.25	4							3
35	1	76000088	BOLT, FLYWHEEL	6							
36	1	76000233	FLYWHEEL ASSY	1							
39	2	76000262	GEAR, RING	1							
40	2	76000288	BALL BEARING	1							

Remarks

- (1) REPAIR PART.
- (2) OVER-SIZE(O.S=0.25)PART.
- (3) UNDER-SIZE(U.S=0.25)PART.

Fig.8. LUB.OIL SYSTEM

(A)=4TNE92-HRJ

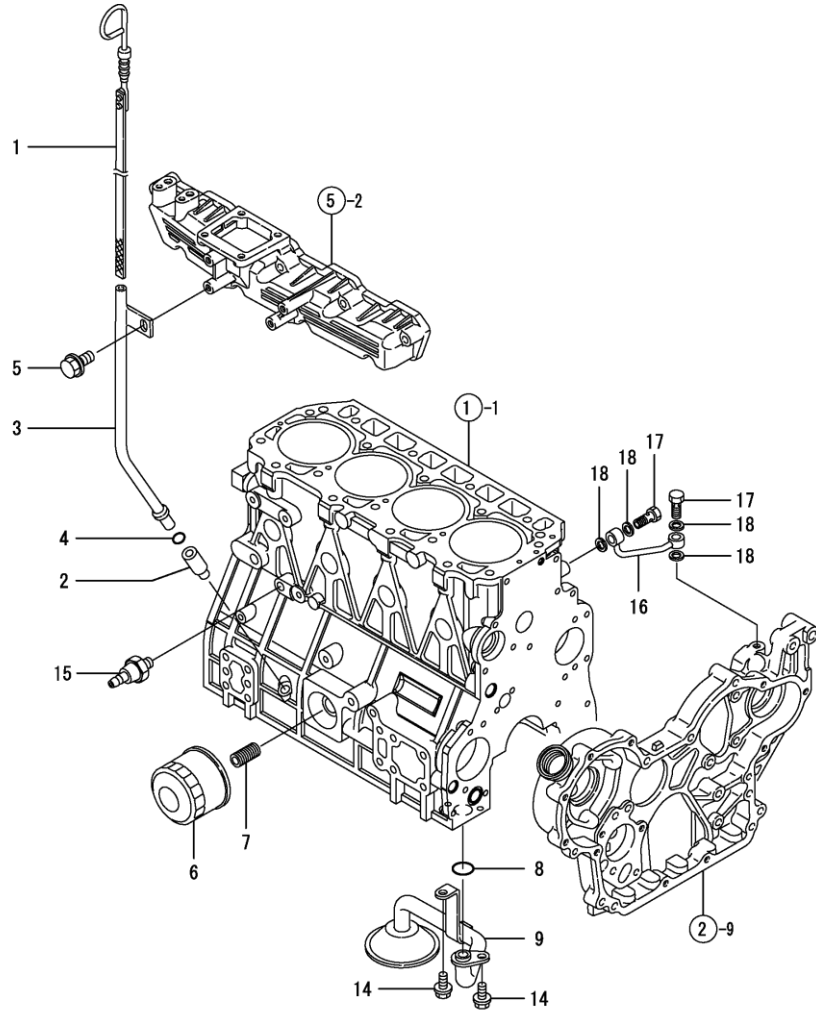
(B)=

(C)=

(D)=

(E)=

(F)=

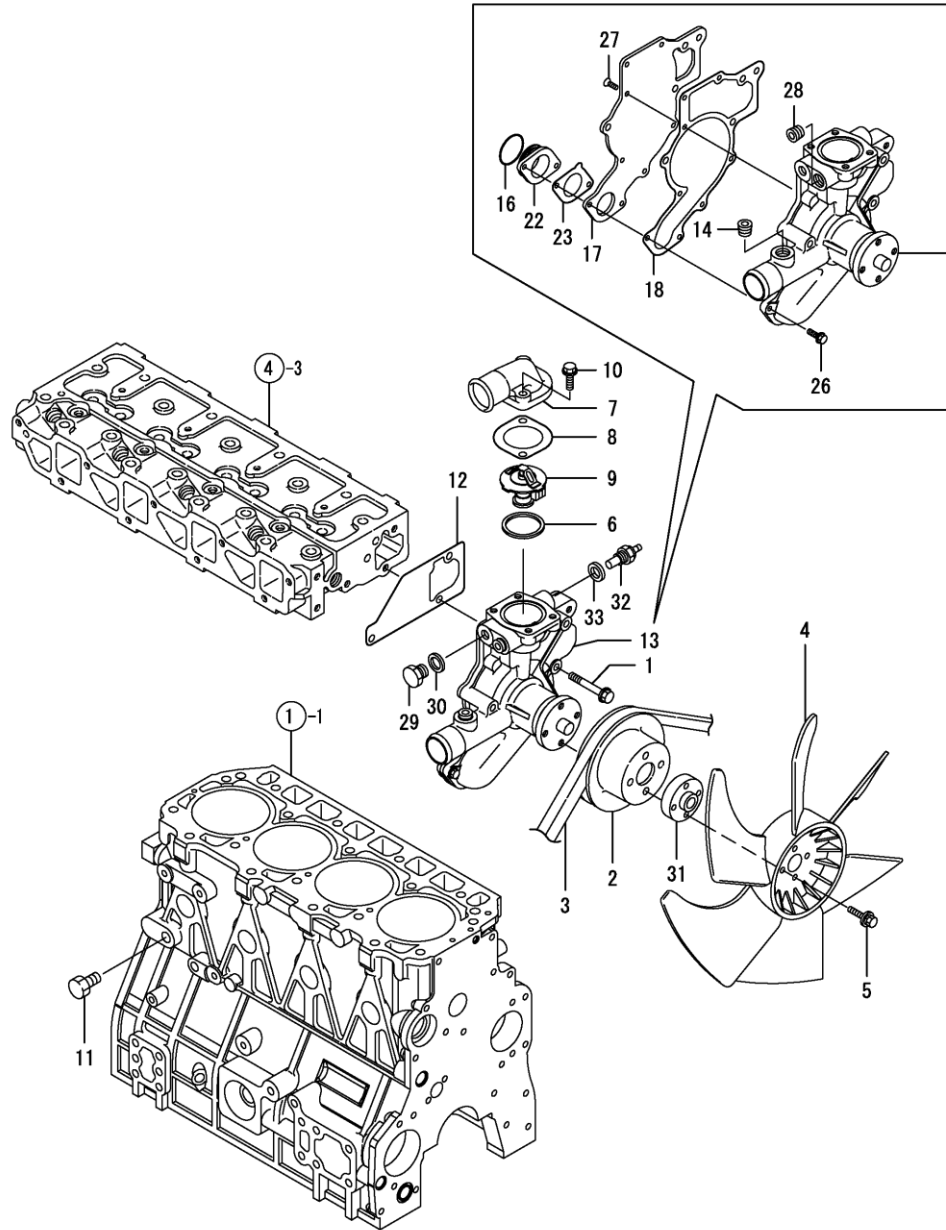


REF.	LEV.	PARTS NO.	DESCRIPTION	QTY						I	R	
				(A)	(B)	(C)	(D)	(E)	(F)			
1	1	76000098	DIPSTICK, LUB.OIL	1								
2	1	76000099	GUIDE, DIPSTICK	1								
3	1	76000100	GUIDE, DIPSTICK	1								
4	1	76000101	O-RING 1A P-10A	1								
5	1	76000023	BOLT M 8 16 PLATED	1								
6	1	76000261	FILTER 8080L	1								1
7	1	76000102	STUD, FILTER	1								
8	1	76000021	O-RING, P20	1								
9	1	76000238	PIPE ASSY, OIL INLET	1								
14	1	76000009	BOLT M 8 12 PLATED	2								
15	1	76000103	SWITCH, OIL PRESSURE	1								
16	1	76000289	PIPE, LUB.OIL	1								
17	1	76000268	BOLT, PIPE JOINT	2								
18	1	76000007	SEAL WASHER 8S	4								

Remarks
(1) REPAIR PART.

N:Old $\xrightarrow{\text{Yes}}$ New, Q:Old $\xrightarrow{\text{No}}$ New, R:Old $\xrightarrow{\text{Yes}}$ New, S:Old $\xrightarrow{\text{No}}$ New, W:Add, Z:Discontinued, F:Interchangeable by set, K:Q'ty Change

Fig.9. COOLING WATER SYSTEM



0CW10-G16500 9. COOLING WATER SYSTEM

(A)=4TNE92-HRJ

(B)=

(C)=

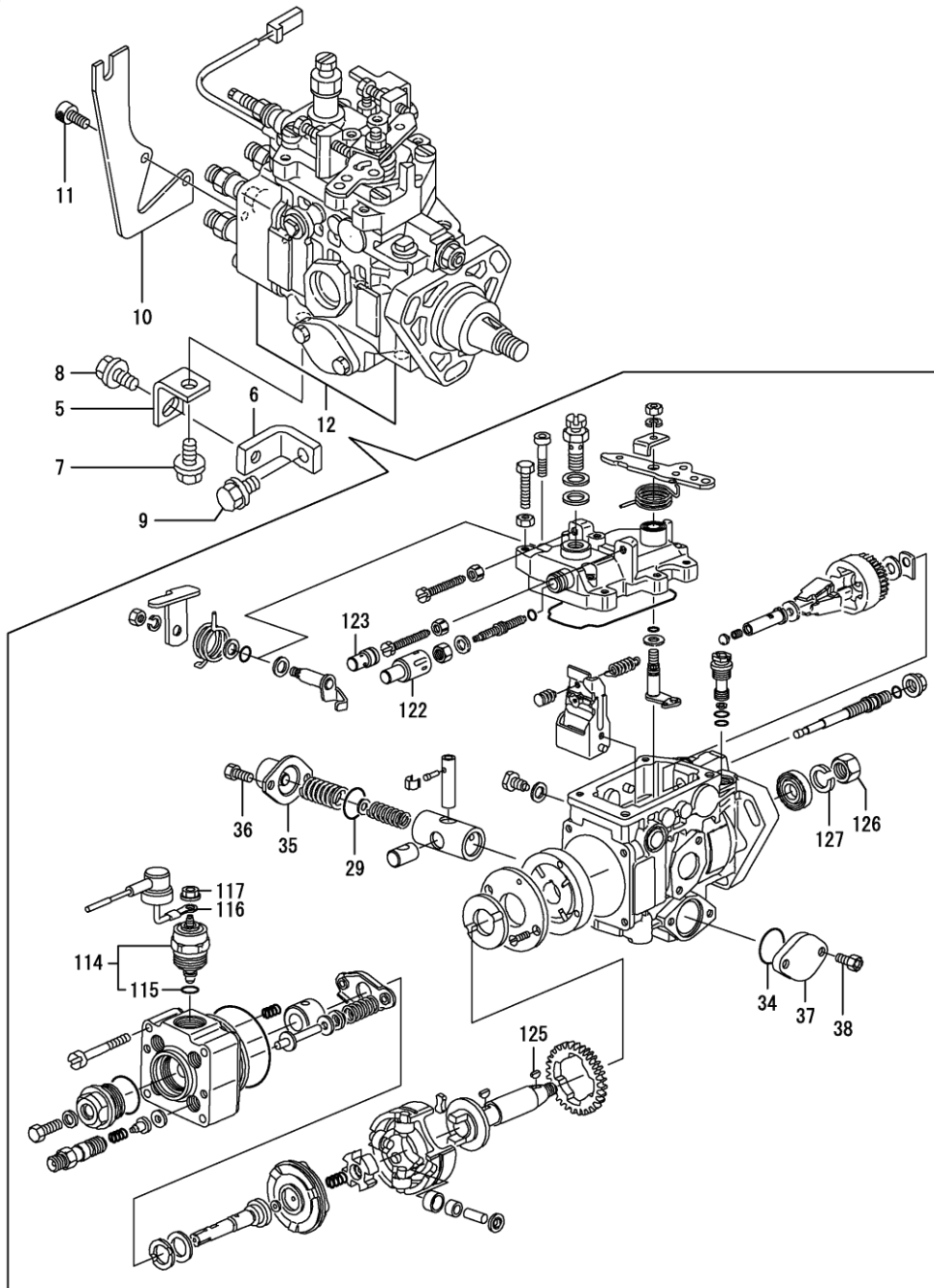
(D)=

(E)=

(F)=

REF.	LEV.	PARTS NO.	DESCRIPTION	QTY						I	R
				(A)	(B)	(C)	(D)	(E)	(F)		
1	1	76000080	BOLT M 8 55 PLATED	3							
2	1	76000263	V-PULLEY, WATER PUMP	1							
3	1	76001238	V-BELT	1							
4	1	76000236	FAN, COOLING	1							
5	1	76000245	BOLT M 8 35	4							
6	1	76000260	GASKET, THERMOSTAT	1							
7	1	76000104	COVER, THERMOSTAT	1							
8	1	76000259	GASKET, COVER	1							
9	1	76000258	THERMOSTAT	1							
10	1	76000105	BOLT M 8 25 PLATED	2							
11	1	76000106	PLUG, DRAIN	1							
12	1	76000107	GASKET, PUMP	1							
13	1	76000265	PUMP ASSY, WATER	1							
14	2	76000280	PLUG, R03	1							
16	2	76000108	O-RING, P36	1							
17	2	76000109	COVER	1							
18	2	76000110	GASKET	1							
22	2	76000111	FLANGE, OUTLET	1							
23	2	76000112	GASKET, MECHANICAL	1							
26	2	76000115	BOLT M 6 20 PLATED	2							
27	2	76001233	SCREW M 6 14	6							
28	2	76000291	PLUG, PT1/8	1							
29	1	76000113	PLUG M16	1							
30	1	76000114	GASKET, 16	1							
31	1	76000197	SPACER, FAN	1							
32	1	76000203	THERMOMETER	1							
33	1	76000205	GASKET 10	1							

Fig.10. FUEL INJECTION PUMP



(A)=4TNE92-HRJ

(B)=

(C)=

(D)=

(E)=

(F)=

REF.	LEV.	PARTS NO.	DESCRIPTION	Q'TY						I	R
				(A)	(B)	(C)	(D)	(E)	(F)		
5	1	76000186	RETAINER	1							
6	1	76000187	STAY	1							
7	1	76000188	BOLT M10 14 PLATED	1							
8	1	76000189	BOLT M10 16 PLATED	1							
9	1	76000190	BOLT M10 20 PLATED	1							
10	1	76000184	BRACKET, WIRE	1							
11	1	76000185	BOLT, M625	2							
12	1	76000194	PUMP ASSY, INJECTION	1							
29	2	76000303	O RING	1							
34	2	76000303	O RING	1							
35	2	76000300	COVER	1							
36	2	76000304	BOLT	2							
37	2	76000301	COVER	1							
38	2	76000304	BOLT	2							
114	2	76000192	VALVE	1							
115	3	76000193	O RING	1							
116	2	76000306	WIRE	1							
117	2	76000305	NUT	1							
122	2	76000302	CAP	1							
123	2	76000315	CAP	1							
125	2	76000299	WOODRUFF KEY	1							
126	2	76000297	NUT	1							
127	2	76000298	SPRING WASHER	1							

Fig.11. FUEL INJECTION VALVE

(A)=4TNE92-HRJ

(B)=

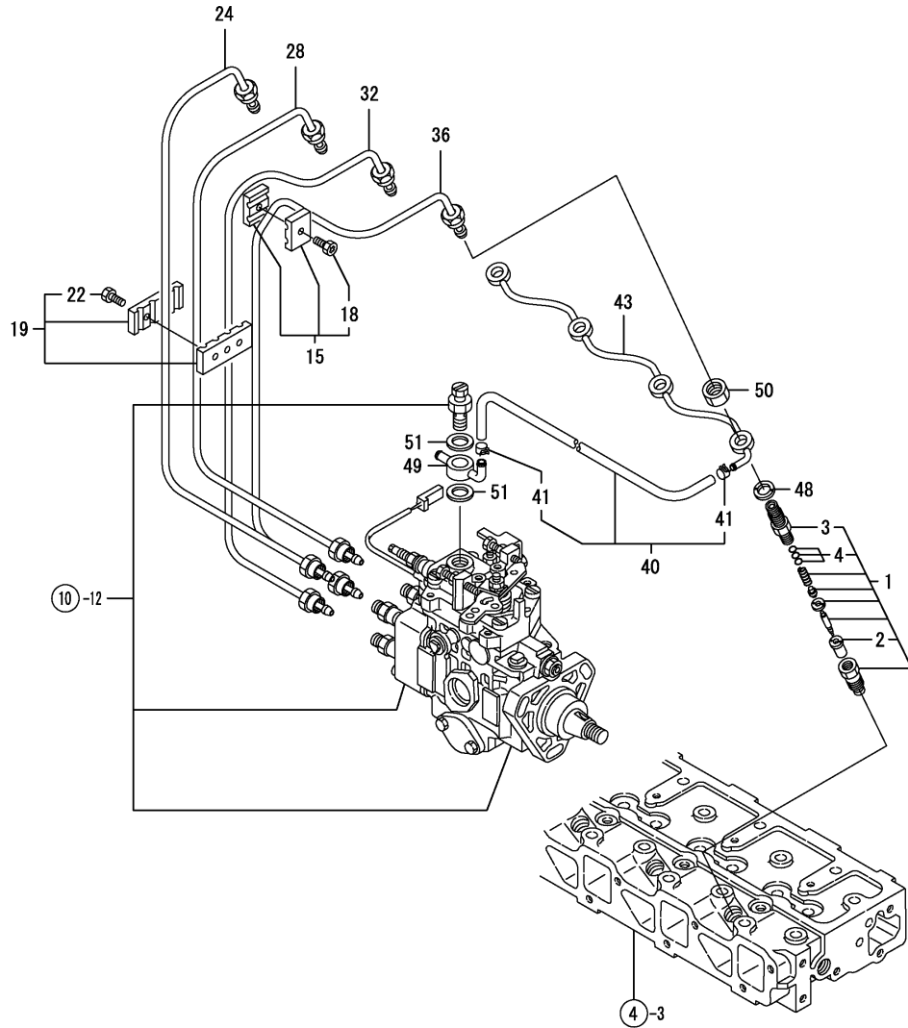
(C)=

(D)=

(E)=

(F)=

REF.	LEV.	PARTS NO.	DESCRIPTION	Q'TY						I	R
				(A)	(B)	(C)	(D)	(E)	(F)		
1	1	76000116	VALVE ASSY,INJECTION	4							
2	2	76000117	VALVE ASSY,INJECTION	4							
3	2	76000118	HOLDER, NOZZLE	4							
4	2	76000195	SHIM SET, ADJUSTING	3							1
15	1	76000119	RETAINER	2							
18	2	76000120	BOLT M414,HE.SCKT.	2							
19	1	76000121	RETAINER, PIPE	1							
22	2	76000120	BOLT M414,HE.SCKT.	2							
24	1	76000122	PIPE ASSY, INJECTION	1							
28	1	76000123	PIPE ASSY, INJECTION	1							
32	1	76000124	PIPE ASSY, INJECTION	1							
36	1	76000125	PIPE ASSY, INJECTION	1							
40	1	76000126	PIPE ASSY,F.O.RETURN	1							
41	2	76000127	CLIP, HOSE	2							
43	1	76000128	PIPE ASSY, RETURN	1							
48	1	76000129	GASKET, RETURN	4							
49	1	76000278	JOINT, PIPE	1							
50	1	76000130	NUT, NOZZLE RETURN	4							
51	1	76000191	SEAL WASHER 12	2							



Remarks
(1) REPAIR PART.

N:Old $\begin{matrix} \leftarrow \text{Yes} \\ \text{No} \rightarrow \end{matrix}$ New, Q:Old $\begin{matrix} \text{No} \\ \leftarrow \text{Yes} \end{matrix}$ New, R:Old $\begin{matrix} \text{Yes} \\ \leftarrow \end{matrix}$ New, S:Old $\begin{matrix} \text{No} \\ \leftarrow \end{matrix}$ New, W:Add, Z:Discontinued, F:Interchangeable by set, K:Q'ty Change

Fig.12. FUEL FILTER

(A)=4TNE92-HRJ

(B)=

(C)=

(D)=

(E)=

(F)=

REF.	LEV.	PARTS NO.	DESCRIPTION	QTY						I	R
				(A)	(B)	(C)	(D)	(E)	(F)		
1	1	76000281	FILTER ASSY, FUEL	1							
2	2	76000282	BODY, FILTER	1							
3	2	76000283	SENSOR ASSY, LEVEL	1							
4	2	76000284	PLUG, DRAIN	1							
5	2	76000285	O-RING, PLUG	1							
6	2	76000286	ELEMENT KIT, FILTER	1							
7	1	76000105	BOLT M 8 25 PLATED	2							
8	1	76000131	PIPE, FUEL OIL	1							
9	1	76000269	JOINT, PIPE	1							
10	1	76000132	CLAMP 13	2							
11	1	76000191	SEAL WASHER 12	1							
12	1	76000133	CLAMP	2							
13	1	76000001	STRAINER, FUEL OIL(IN	1							
14	1	76000264	CLAMP	1							

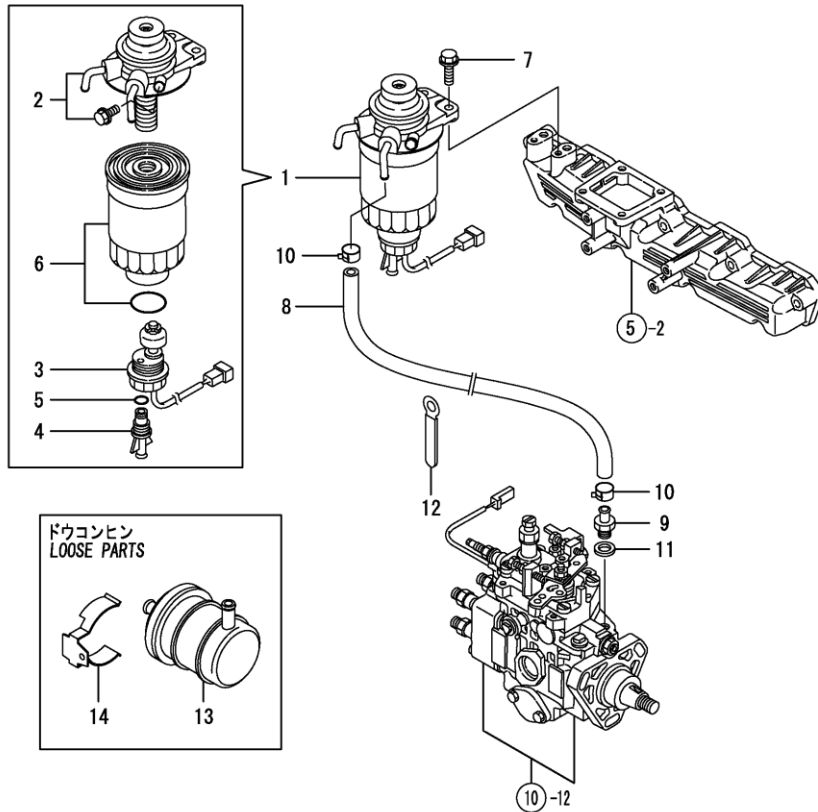


Fig.13. STARTING MOTOR

(A)=4TNE92-HRJ

(B)=

(C)=

(D)=

(E)=

(F)=

REF.	LEV.	PARTS NO.	DESCRIPTION	QTY						I	R
				(A)	(B)	(C)	(D)	(E)	(F)		
1	1	76000134	STARTER(2.3KW	1							
2	2	76000135	ARMATURE ASSY	1							
3	3	76000136	BALL BEARING	1							
4	3	76000137	BALL BEARING	1							
5	2	76000138	COIL ASSY, FIELD	1							
6	3	76001234	SCREW, POLE CORE SET	4							
7	3	76000139	BRUSH (+)	2							
8	2	76000140	HOLDER ASSY, BRASH	1							
9	3	76000139	BRUSH (+)	2							
10	3	76000141	BRUSH SPRING	4							
11	2	76000142	COVER, REAR	1							
12	2	76000143	SWITCH ASSY,MAGNETIC	1							
13	2	76000144	SHIFT LEVER SET	1							
14	2	76000145	COVER ASSY, DUST	1							
15	2	76000146	BOLT, THROUGH	2							
16	2	76000147	GEAR CASE ASY	1							
17	3	76000148	PINION ASSY	1							
18	4	76000149	SHAFT, PINION	1							
19	4	76000150	STOPPER SET	1							
20	4	76000151	CLUTCH ASSY	1							
21	4	76000152	BALL BEARING (3)	1							
22	4	76000153	BEARING	1							
23	4	76000154	RETAINER, BEARING	1							
24	3	76000155	HOUSING, GEARS	1							
25	2	76000156	COVER, M TERMINAL	1							
26	1	76000294	BOLT M12 30 PLATED	2							

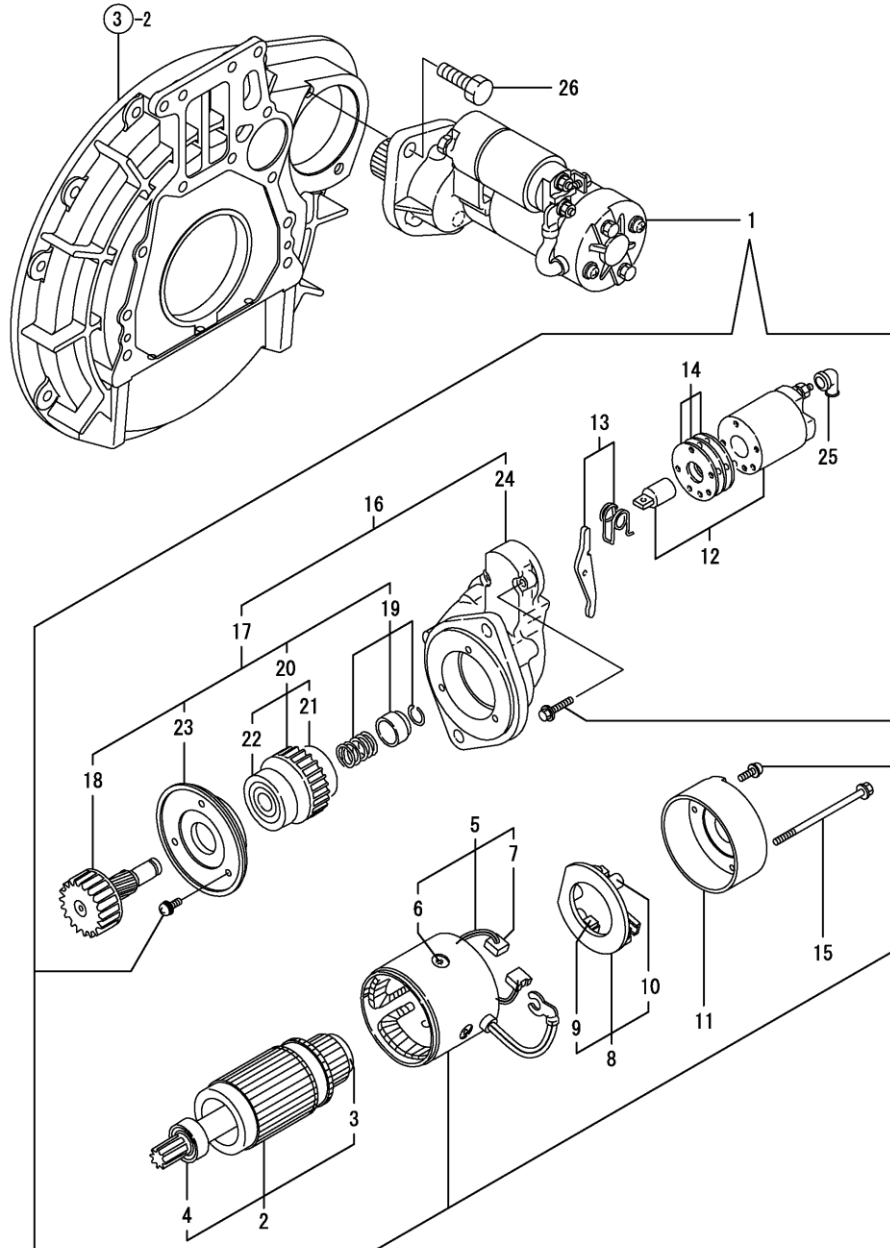


Fig.16. (13A)STARTING MOTOR

(A)=4TNE92-HRJ

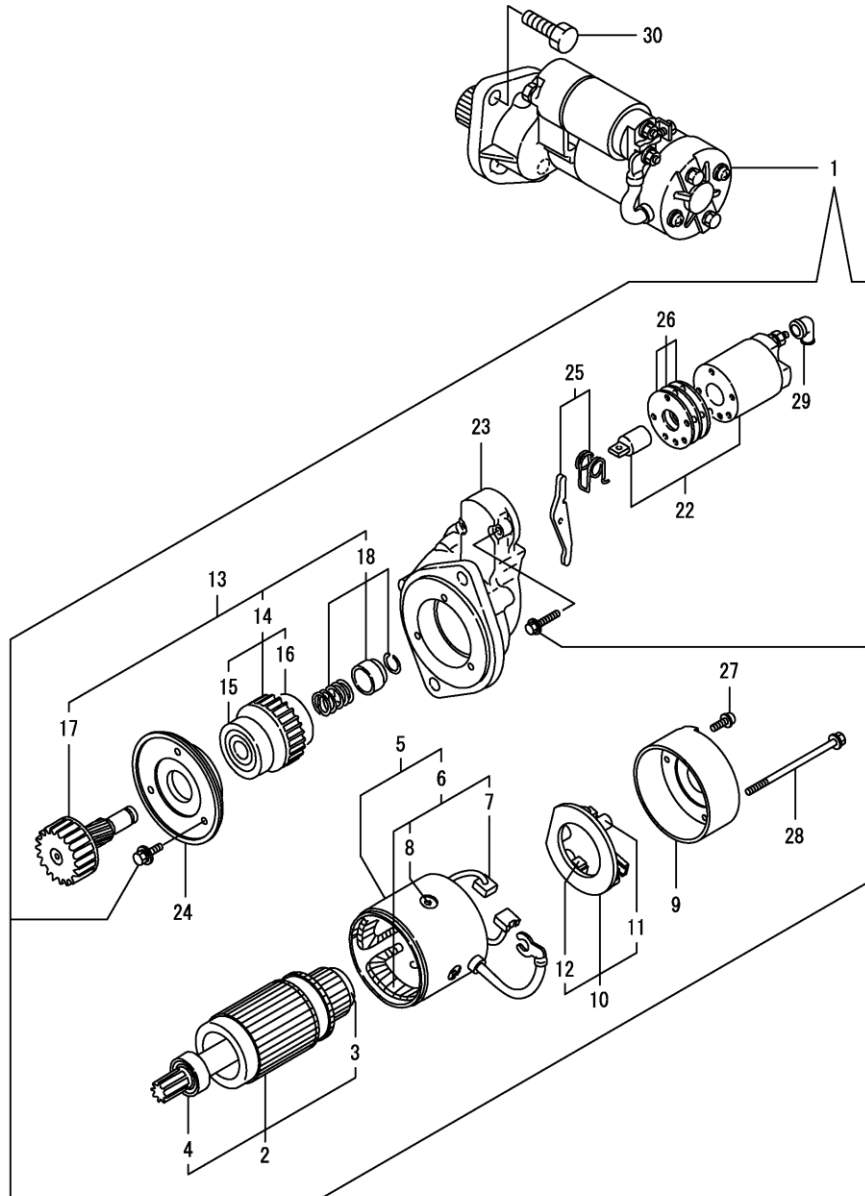
(B)=

(C)=

(D)=

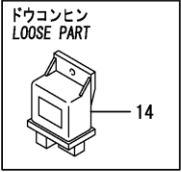
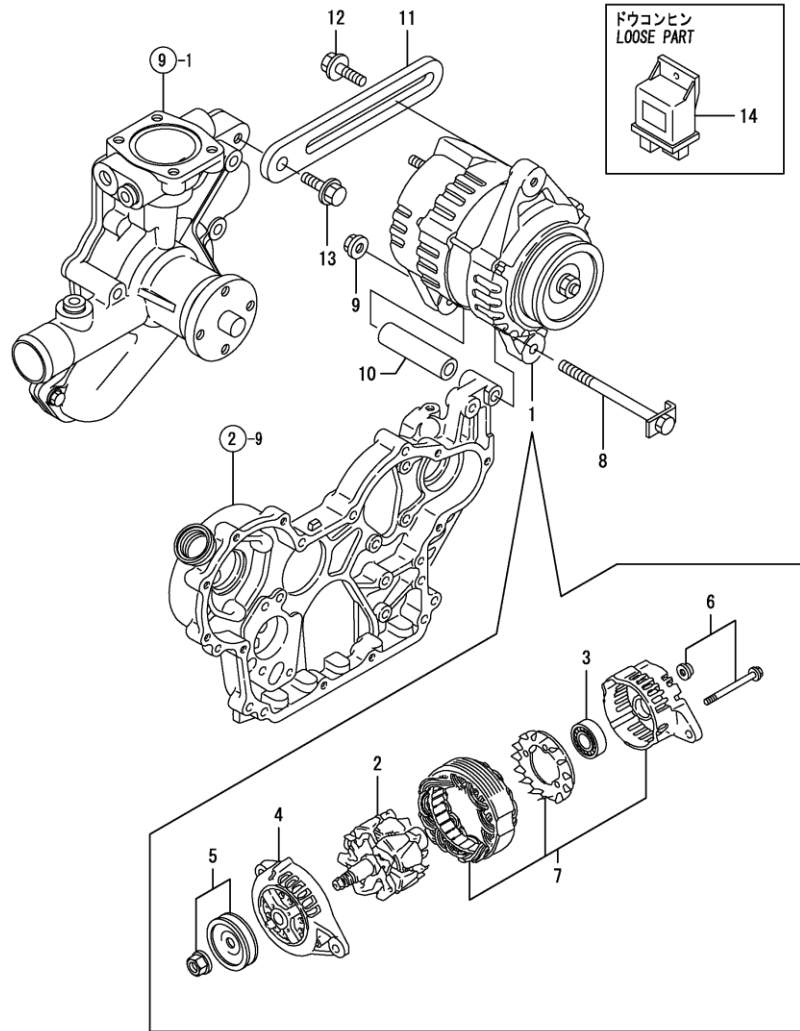
(E)=

(F)=



REF.	LEV.	PARTS NO.	DESCRIPTION	QTY						I	R
				(A)	(B)	(C)	(D)	(E)	(F)		
1	1	76000216	STARTER, 12V 2.3KW	1							
2	2	76000217	ARMATURE ASSY	1							
3	3	76000136	BEARING	1							
4	3	76000242	BEARING	1							
5	2	76000218	YOKE ASSY	1							
6	3	76000219	COIL ASSY, FIELD	1							
7	4	76000139	BRUSH (+)	2							
8	4	76001234	SCREW, POLE CORE SET	4							
9	2	76000220	COVER, REAR	1							
10	2	76000221	HOLDER ASSY, BRUSH	1							
11	3	76000141	BRUSH SPRING	4							
12	3	76000139	BRUSH (+)	2							
13	2	76000222	PINION ASSY	1							
14	3	76000223	CLUTCH ASSY	1							
15	4	76000250	BALL BEARING	1							
16	4	76000224	BEARING	1							
17	3	76000225	SHAFT, PINION	1							
18	3	76000243	STOPPER SET, PINION	1							
22	2	76000226	SWITCH ASSY, MAGNET	1							
23	2	76000227	CASE, GEAR	1							
24	2	76000228	RETAINER, BEARING	1							
25	2	76000229	LEVER ASSY	1							
26	2	76000230	COVER SET, DUST	1							
27	2	76000231	SCREW M410	2							
28	2	76000212	BOLT, THROUGH	2							
29	2	76000156	COVER, M TERMINAL	1							
30	1	76000294	BOLT M12 30 PLATED	2							

Fig.14. GENERATOR



OCW10-G16500 14. GENERATOR

(A)=4TNE92-HRJ

(B)=

(C)=

(D)=

(E)=

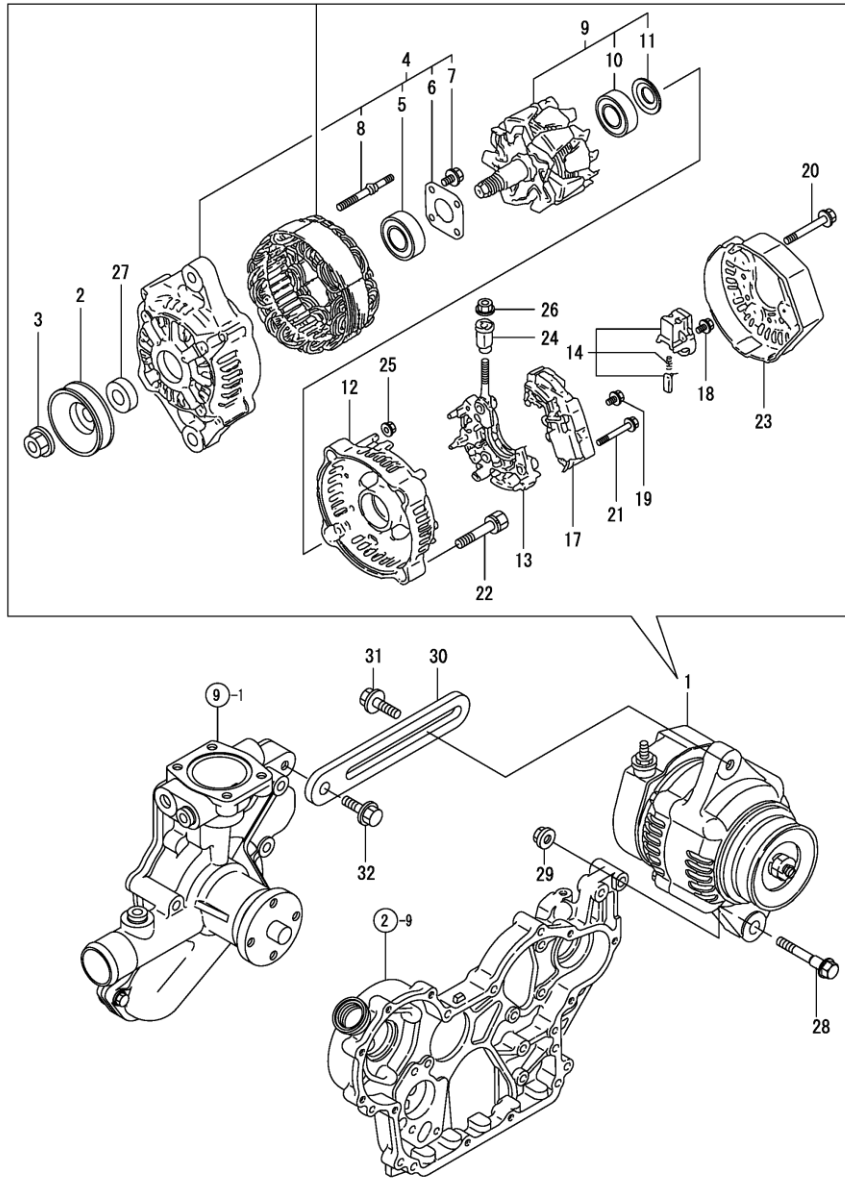
(F)=

REF.	LEV.	PARTS NO.	DESCRIPTION	QTY						I	R
				(A)	(B)	(C)	(D)	(E)	(F)		
1	1	76000200	GENERATOR (AC)	1							
2	2	76000207	ROTOR ASSY	1							
3	2	76000208	BALL BEARING	1							
4	2	76000209	BRACKET ASSY, FRONT	1							
5	2	76000210	PULLEY	1							
6	2	76000211	SCREW KIT	1							
7	2	76000201	BRACKET ASSY, REAR	1							
8	1	76000204	BOLT, M8110	1							
9	1	76000180	NUT, ALTERNATOR	1							
10	1	76000206	SPACER	1							
11	1	76000252	ADJUSTER, BELT	1							
12	1	76000181	BOLT	1							
13	1	76000182	BOLT M 8 25	1							
14	1	76000267	CONTROLLER	1							

Remarks

*This item is applicable to [(A)=EZZZZ-1] or previous machines. Refer to Fig.18.

Fig.18. (14A)GENERATOR



(A)=4TNE92-HRJ

(B)=

(C)=

(D)=

(E)=

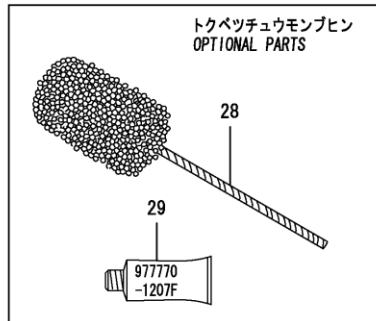
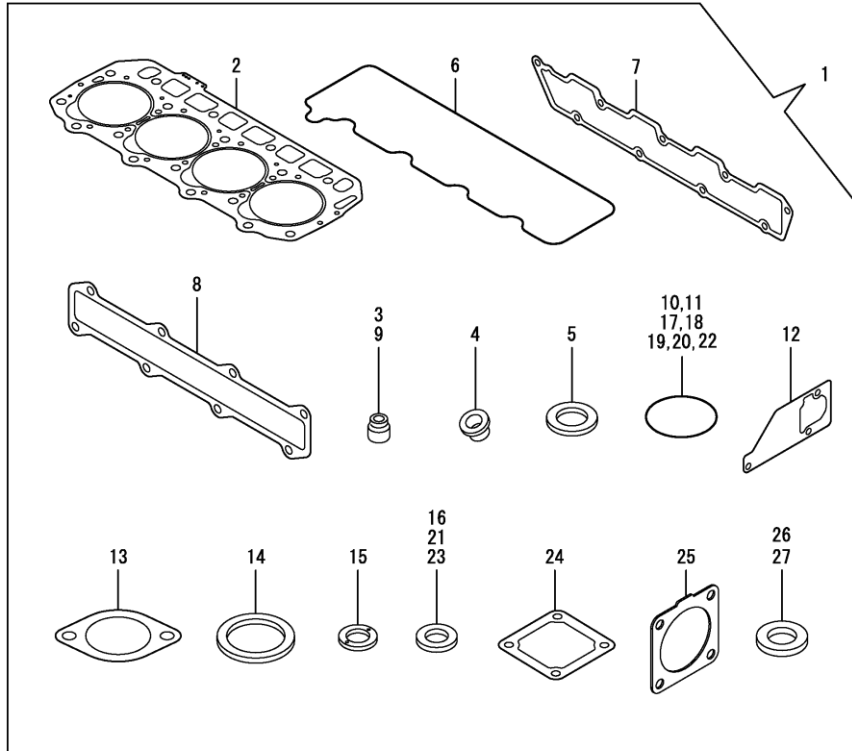
(F)=

REF.	LEV.	PARTS NO.	DESCRIPTION	QTY						I	R
				(A)	(B)	(C)	(D)	(E)	(F)		
1	1	76000239	GENERATOR, 12V-55A	1							
2	2	76000157	PULLEY	1							
3	2	76000158	NUT	1							
4	2	76000255	FRAME ASSY	1							
5	3	76000159	BALL BEARING	1							
6	3	76000160	PLATE, RETAINER	1							
7	3	76000161	SCREW	4							
8	3	76000162	STUD	2							
9	2	76000163	ROTOR ASSY	1							
10	3	76000164	BEARING, BALL	1							
11	3	76000165	COVER, BEARING	1							
12	2	76000166	FRAME, REAR END	1							
13	2	76000270	HOLDER	1							
14	2	76000167	HOLDER, BRUSH	1							
17	2	76000168	REGULATOR ASSY	1							
18	2	76000169	SCREW	6							
19	2	76000170	SCREW	1							
20	2	76000171	BOLT	3							
21	2	76000172	SCREW	2							
22	2	76000173	BOLT	2							
23	2	76000174	COVER, REAR END	1							
24	2	76000175	BUSH, INSULATION	1							
25	2	76000176	NUT	2							
26	2	76000177	NUT	1							
27	2	76000178	COLLAR	1							
28	1	76000179	BOLT, GENERATOR	1							
29	1	76000180	NUT, ALTERNATOR	1							
30	1	76000252	ADJUSTER, BELT	1							
31	1	76000181	BOLT	1							
32	1	76000182	BOLT M 8 25	1							

Remarks

*This item is applicable to
 [(A)=EZZZZ]or following machines.
 Refer to Fig.14.

Fig.15. GASKET SET



Remarks
(1) OPTIONAL PARTS.

(A)=4TNE92-HRJ

(B)=

(C)=

(D)=

(E)=

(F)=

REF.	LEV.	PARTS NO.	DESCRIPTION	QTY						I	R
				(A)	(B)	(C)	(D)	(E)	(F)		
1	1	76000249	GASKET SET	1							1
2	2	NO PART NO.	GASKET, HEAD	1							
3	2	76000038	SEAL, VALVE STEM	4							
4	2	76000040	PROTECTOR, NOZZLE	4							
5	2	76000041	GASKET, NOZZLE	8							
6	2	76000062	GASKET, BONNET	1							
7	2	76000059	GASKET, MANIFOLD	1							
8	2	76000214	GASKET, MANIFOLD	1							
9	2	76000037	SEAL, VALVE STEM	4							
10	2	76000021	O-RING, P20	2							
11	2	76000022	O-RING, P14	1							
12	2	76000107	GASKET, PUMP	1							
13	2	76000259	GASKET, COVER	1							
14	2	76000260	GASKET, THERMOSTAT	1							
15	2	76000129	GASKET, RETURN	4							
16	2	76000191	SEAL WASHER 12	3							
17	2	76000101	O-RING 1A P-10A	1							
18	2	76000066	O-RING 1A P-12.0	3							
19	2	76000019	O-RING 1A P-32.0	2							
20	2	76000017	O-RING 1A S-50.0	1							
21	2	76000007	SEAL WASHER 8S	4							
22	2	76000292	O-RING 1A G-85.0	1							
23	2	76000030	WASHER, 22	1							
24	2	76000072	GASKET, HEATER	1							
25	2	76000256	GASKET, SILENCER	1							
26	2	76000114	GASKET, 16	1							
27	2	76000205	GASKET 10	1							
28	1	76000183	FLE HORN	1							1
29	1	76000290	GASKET.LIQUID	1							1

Fig.17. SHORT BLOCK

(A)=4TNE92-HRJ

(B)=

(C)=

(D)=

(E)=

(F)=

REF.	LEV.	PARTS NO.	DESCRIPTION	QTY						I	R
				(A)	(B)	(C)	(D)	(E)	(F)		
1	1	76000307	SHORT BLOCK	1							
2	2	76000308	BLOCK ASSY, CYLINDER	1							
3	2	76000013	PIN, PARALLEL	2							
4	2	76000309	METAL ASSY, MAIN	5							
5	2	76000313	BEARING ASSY, THRUST	2							
6	2	76000074	TAPPET	8							
7	2	76000273	CAMSHAFT ASSY	1							
8	2	76000274	CRANKSHAFT COMP	1							
9	2	76000089	PISTON ASSY	1							
10	2	76000091	PIN, PISTON	4							
11	2	76000093	ROD ASSY, CONNECTING	4							
12	2	76000311	BEARING ASSY, CRANK	4							
13	2	76000078	SHAFT, IDLE GEAR	1							
14	2	76000276	GEAR ASSY, IDLE	1							
15	2	76000007	WASHER, SEAL 8	1							
16	2	76000007	WASHER, SEAL 8	1							
17	2	76000092	RING, 30	8							
18	2	76000008	PIN, 6.0A 12	2							
19	2	76000003	PLUG, R03	1							
20	2	76000003	PLUG, R03	1							
21	2	76000003	PLUG, R03	1							
22	2	76000009	BOLT, 8 12	1							
23	2	76000009	BOLT, 8 12	1							
24	2	76000073	BOLT, 8 14	2							
25	2	76000080	BOLT, 8 55	2							

NOT ILLUSTRATED

Remarks
* Not illustrated.

N:Old $\begin{matrix} \leftarrow \text{Yes} \\ \text{No} \rightarrow \end{matrix}$ New, Q:Old $\begin{matrix} \leftarrow \text{No} \\ \text{Yes} \rightarrow \end{matrix}$ New, R:Old $\begin{matrix} \leftarrow \text{Yes} \\ \text{Yes} \rightarrow \end{matrix}$ New, S:Old $\begin{matrix} \leftarrow \text{No} \\ \text{No} \rightarrow \end{matrix}$ New, W:Add, Z:Discontinued, F:Interchangeable by set, K:Q'ty Change

Part Number Inde

All parts are stipulated in the order of part numbers.

(Depending on the area in which the part is used.)

This inde will disp lay the location of the part according to each part number.

PARTS No. INDE

PARTS No.	Fig.	Ref.No.
76000268	8	17
76000126	11	40
76000133	12	12
76000103	8	15
76000102	8	7
76000197	9	31
76000071	5	7
76000269	12	9
76000099	8	2
76000119	11	15
76000070	4	61
76000041	4	12
	15	5
76000130	11	50
76000157	18	2
76000158	18	3
76000178	18	27
76000168	18	17
76000159	18	5
76000160	18	6
76000161	18	7
76000162	18	8
76000165	18	11
76000169	18	18
76000170	18	19
76000171	18	20
76000172	18	21
76000173	18	22
76000175	18	24
76000176	18	25
76000029	3	9
76000117	11	2
76002100	4	56
76000198	5	6
76000199	5	8
76000181	14	12
	18	31
76000200	14	1
76000201	14	7
76000091	7	17
	17	10
76000202	2	23
76000037	4	8
	15	9
76000113	9	29
76000088	7	35
76000084	7	5
76000087	7	10
76000085	7	6
76000260	9	6

PARTS No.	Fig.	Ref.No.
76000260	15	14
76000258	9	9
76000072	5	10
	15	24
76000164	18	10
76000127	11	41
76000018	2	6
	4	45
76000060	4	46
76000203	9	32
76000038	4	9
	15	3
76000114	9	30
	15	26
76000166	18	12
76000174	18	23
76000028	2	36
		37
76000001	12	13
76000163	18	9
76000270	18	13
76000167	18	14
76000013	2	27
	3	1
	17	3
76000204	14	8
76000076	6	4
76000052	4	34
		38
76000039	4	10
76000053	4	36
		40
76000042	4	20
76000074	6	1
	17	6
76000079	6	14
76000261	8	6
76000205	9	33
	15	27
76000120	11	18
		22
76000206	14	10
76000183	15	28
76000121	11	19
76000180	14	9
	18	29
76000207	14	2
76000208	14	3
76000209	14	4
76000210	14	5

PARTS No.	Fig.	Ref.No.
76000211	14	6
76000212	16	28
76000036	4	7
76000012	1	33
76000010	1	15
76000015	2	3
76000005	1	7
76000310	1	35
76000006	1	10
76000309	17	4
76000313	1	30
	17	5
76000314	1	38
76000033	4	4
76000034	4	5
76000035	4	6
76000046	4	26
76000047	4	27
76000048	4	30
76000062	4	48
	15	6
76000061	4	47
76000049	4	31
76000050	4	32
76000057	4	43
76000063	4	51
76000051	4	33
76000054	4	37
76000059	5	1
	15	7
76000069	5	2
76000213	5	4
76000214	5	5
	15	8
76000271	6	7
76000272	2	28
76000075	6	2
76000273	6	3
	17	7
76000274	7	1
	17	8
76000275	7	4
76000262	7	39
76000086	7	9
76000093	7	19
	17	11
76000095	7	24
76000311	7	25
	17	12
76000312	7	33

PARTS No.	Fig.	Ref.No.
76000094	7	23
76000078	6	10
	17	13
76000276	6	11
	17	14
76000215	6	17
76000277	2	21
		29
76000020	2	10
76000021	2	25
	8	8
	15	10
76000022	2	26
	15	11
76000107	9	12
	15	12
76000108	9	16
76000263	9	2
76000104	9	7
76000259	9	8
	15	13
76000134	13	1
76000216	16	1
76000217	16	2
76000218	16	5
76000219	16	6
76000220	16	9
76000221	16	10
76000222	16	13
76000223	16	14
76000224	16	16
76000225	16	17
76000226	16	22
76000227	16	23
76000252	14	11
	18	30
76000228	16	24
76000229	16	25
76000135	13	2
76000230	16	26
76000231	16	27
76000138	13	5
76000139	13	7
		9
	16	7
		12
76000142	13	11
76000140	13	8
76000148	13	17
76000151	13	20

PARTS No. INDE

PARTS No.	Fig.	Ref.No.
76000149	13	18
76000150	13	19
76000143	13	12
76000154	13	23
76000144	13	13
76000146	13	15
76000145	13	14
76000147	13	16
76000155	13	24
NO PART NO.	1	34
	15	2
76000187	10	6
76000040	4	11
	15	4
76000081	6	16
76000118	11	3
76000195	11	4
76000131	12	8
76000128	11	43
76000129	11	48
	15	15
76000278	11	49
76000122	11	24
76000123	11	28
76000124	11	32
76000125	11	36
76000279	4	57
76000308	17	2
76000186	10	5
76000032	4	3
76000090	7	13
76000089	7	11
	17	9
76000096	7	27
76000097	7	29
76000232	3	2
76000233	7	36
76000234	7	8
76000031	4	2
76000235	5	11
76000196	3	7
76000236	9	4
76000280	9	14
76000265	9	13
76000109	9	17
76000110	9	18
76000111	9	22
76000112	9	23
76000194	10	12
76000281	12	1

PARTS No.	Fig.	Ref.No.
76000282	12	2
76000283	12	3
76000284	12	4
76000285	12	5
76000286	12	6
76000237	3	8
76000287	4	1
76000256	5	13
	15	25
76000288	7	40
76000098	8	1
76000100	8	3
76000238	8	9
76000289	8	16
76000184	10	10
76000267	14	14
76000116	11	1
76000016	2	4
76000179	18	28
76000239	18	1
76000255	18	4
76000240	2	9
76000136	16	3
76000242	16	4
76001234	13	6
	16	8
76000243	16	18
76000152	13	21
76000153	13	22
76000156	13	25
	16	29
76000004	1	6
76000106	9	11
76000264	12	14
76000014	2	1
76000309	1	27
76000249	15	1
76000002	1	1
76000307	17	1
76000290	2	40
	3	4
	4	60
	15	29
76000297	10	126
76000298	10	127
76000299	10	125
76000315	10	123
76000300	10	35
76000301	10	37
76000302	10	122

PARTS No.	Fig.	Ref.No.
76000303	10	29
		34
76000193	10	115
76000304	10	36
		38
76000305	10	117
76000192	10	114
76000306	10	116
76000136	13	3
76000137	13	4
76000250	16	15
76000141	13	10
	16	11
76000177	18	26

PARTS No.	Fig.	Ref.No.
-----------	------	---------



VANMAR CD.,LTD.

UTILEV

LITER	CAB HEATER	CERTIFICATION	FUEL	TABLE
2.4L	NO	CERTIFIED	LPG	A
2.4L	YES	CERTIFIED	LPG	B
2.4L	NO	CERTIFIED	DUAL	C
2.4L	YES	CERTIFIED	DUAL	D

MARCH 2016

TABLE OF CONTENTS

CYLINDER BLOCK.....	1
ROCKER COVER.....	3
CYLINDER HEAD.....	5
FRONT COVER AND OIL PAN.....	6
PISTON AND CRANKSHAFT	8
CAMSHAFT AND VALVE	9
BALANCER.....	11
OIL PUMP	12
WATER PUMP	14
THERMOSTAT.....	15
INTAKE MANIFOLD GASKET	16
EXHAUST MANIFOLD GASKET	17
SPARK PLUG.....	18
PS PUMP BRACKET.....	19
HIGH FAN ASSEMBLY	20
TRANSMISSION ADAPTER	21
IGNITION	22
STARTER	23
ECU MOUNT	24
ALTERNATOR	25
ELECTRICAL.....	26
OIL FILTER.....	28
EPR.....	29
VAPORIZER	30
THROTTLE BODY AND MIXER	31
FOUL AIR HOSE	32
DIPSTICK AND TUBE.....	33

WATER OUTLET34

COOLANT CAB HEATER.....35

COOLANT CIRCUIT36

EXHAUST MANIFOLD.....37

FRESH AIR HOSE.....38

INTAKE MANIFOLD39

LOCK OFF VALVE WITHOUT FILTER.....40

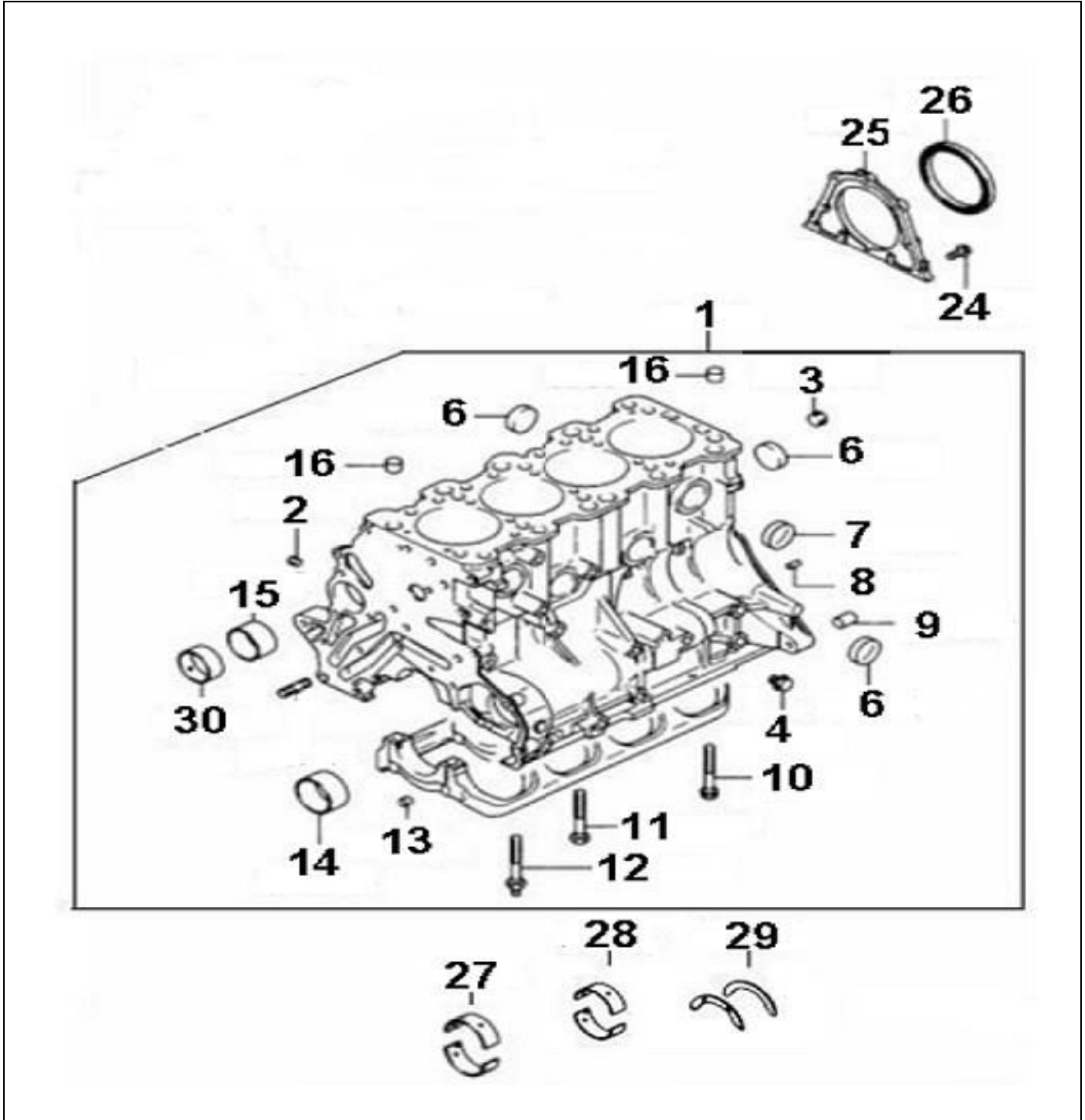
CATALYST41

AXIAL PTO42

FUEL RAIL.....43

SHIP LOOSE44

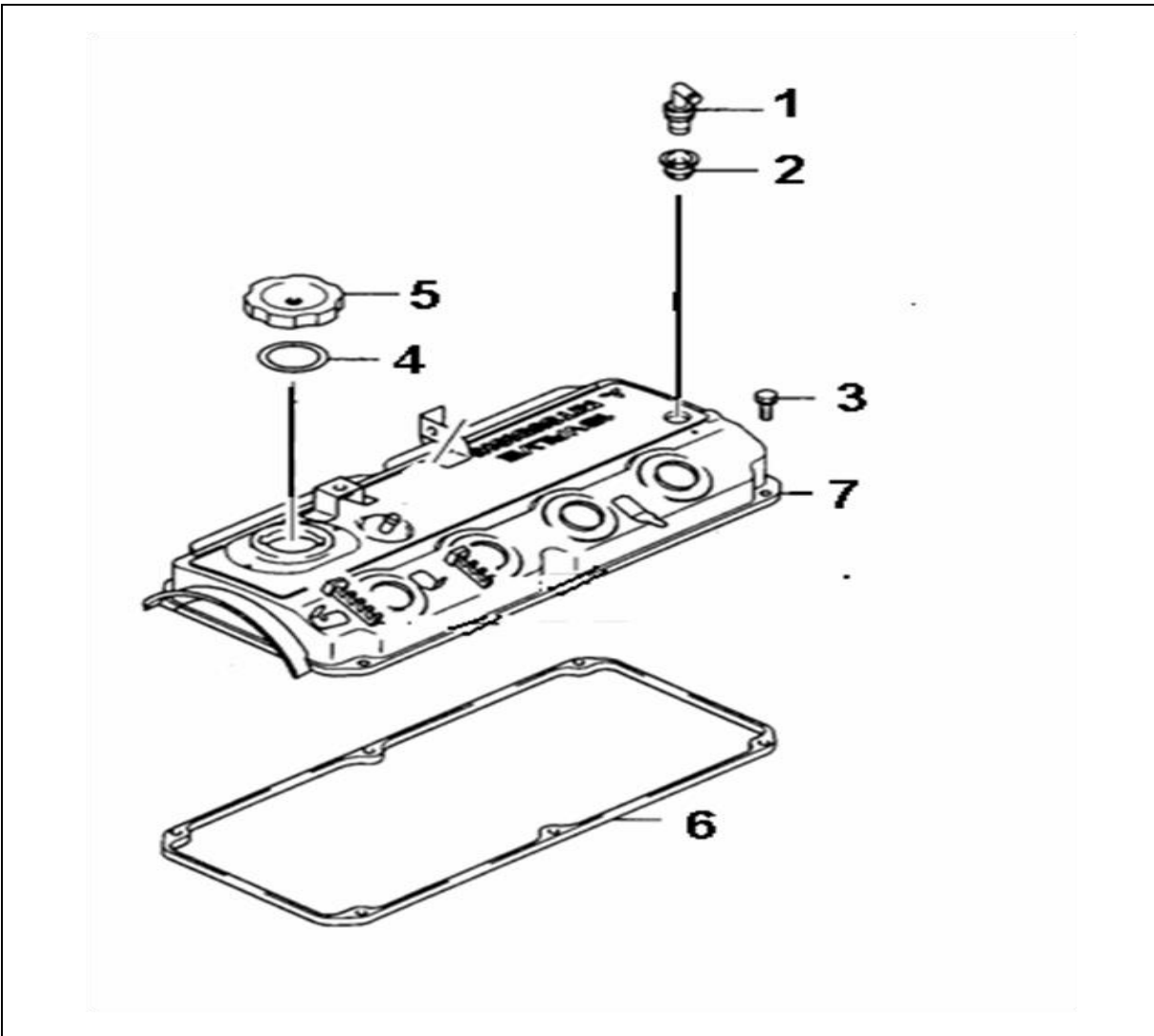
CYLINDER BLOCK



CYLINDER BLOCK

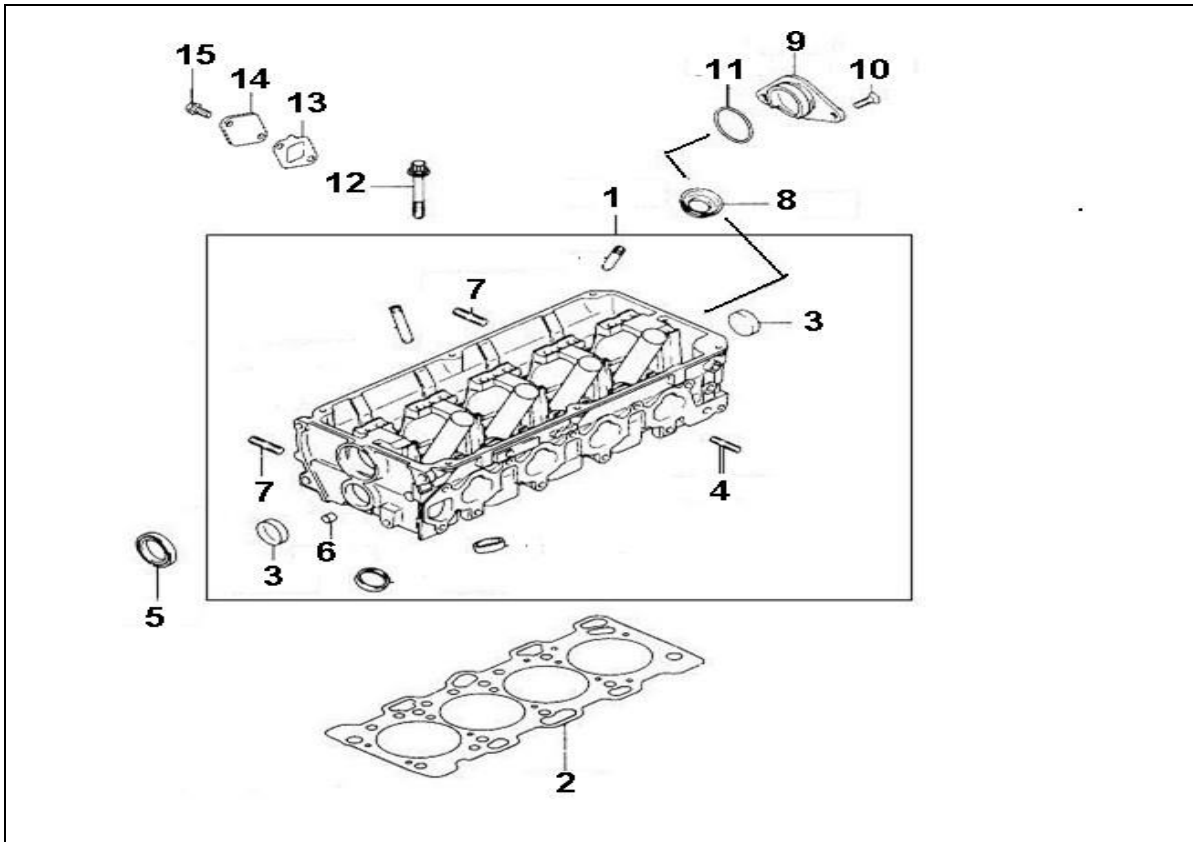
#	PART NUMBER	DESCRIPTION	QTY
1	76502650	CYLINDER BLOCK ASSEMBLY	1
2	76502432	TAPER PLUG	2
3	76502433	TAPER PLUG	1
4	76502434	PLUG	1
5	76502436	SEALING CAP	7
6	76502437	SEALING CAP	2
7	76502438	DOWEL PIN	2
8	76502439	KNOCK BUSHING	2
9	76502440	BEARING CAP BOLT	2
10	76502441	BEARING CAP BOLT	7
11	76502442	BEARING CAP BOLT	1
12	76502422	BUSHING	2
13	76502443	BALANCER BEARING STD	1
14	76502444	BALANCER BEARING OVERSIZE (1.0)	1
14	76502445	BALANCER BEARING STD	1
15	76502446	BALANCER BEARING OVERSIZE (1.0)	1
16	76502447	KNOCK BUSHING	2
24	76502448	FLANGE BOLT	5
25	76502449	REAR OIL SEAL CASE	1
26	76502450	OIL SEAL	1
27	76502451	CRANKSHAFT BEARING (1,2,4,5,) GREEN STD	4
27	76502452	CRANKSHAFT BEARING (1,2,4,5,) YELLOW STD	4
27	76502453	CRANKSHAFT BEARING (1,2,4,5,) NO COLOR STD	4
27	76502454	CRANKSHAFT BEARING (1,2,4,5,) BLUE STD	4
27	76502455	CRANKSHAFT BEARING (1,2,4,5,) RED STD	4
28	76502451	CRANKSHAFT BEARING (3) GREEN STD	1
28	76502452	CRANKSHAFT BEARING (3) YELLOW STD	1
28	76502453	CRANKSHAFT BEARING (3) NO COLOR STD	1
28	76502454	CRANKSHAFT BEARING (3) BLUE STD	1
28	76502455	CRANKSHAFT BEARING (3) BLACK STD	1
29	76502456	CRANKSAHFT THRUST BEARING	1
30	76502457	BALANCER SHAFT BEARING STD	1
30	76502458	BALANCER SHAFT BEARING OVRSZ	1

ROCKER COVER



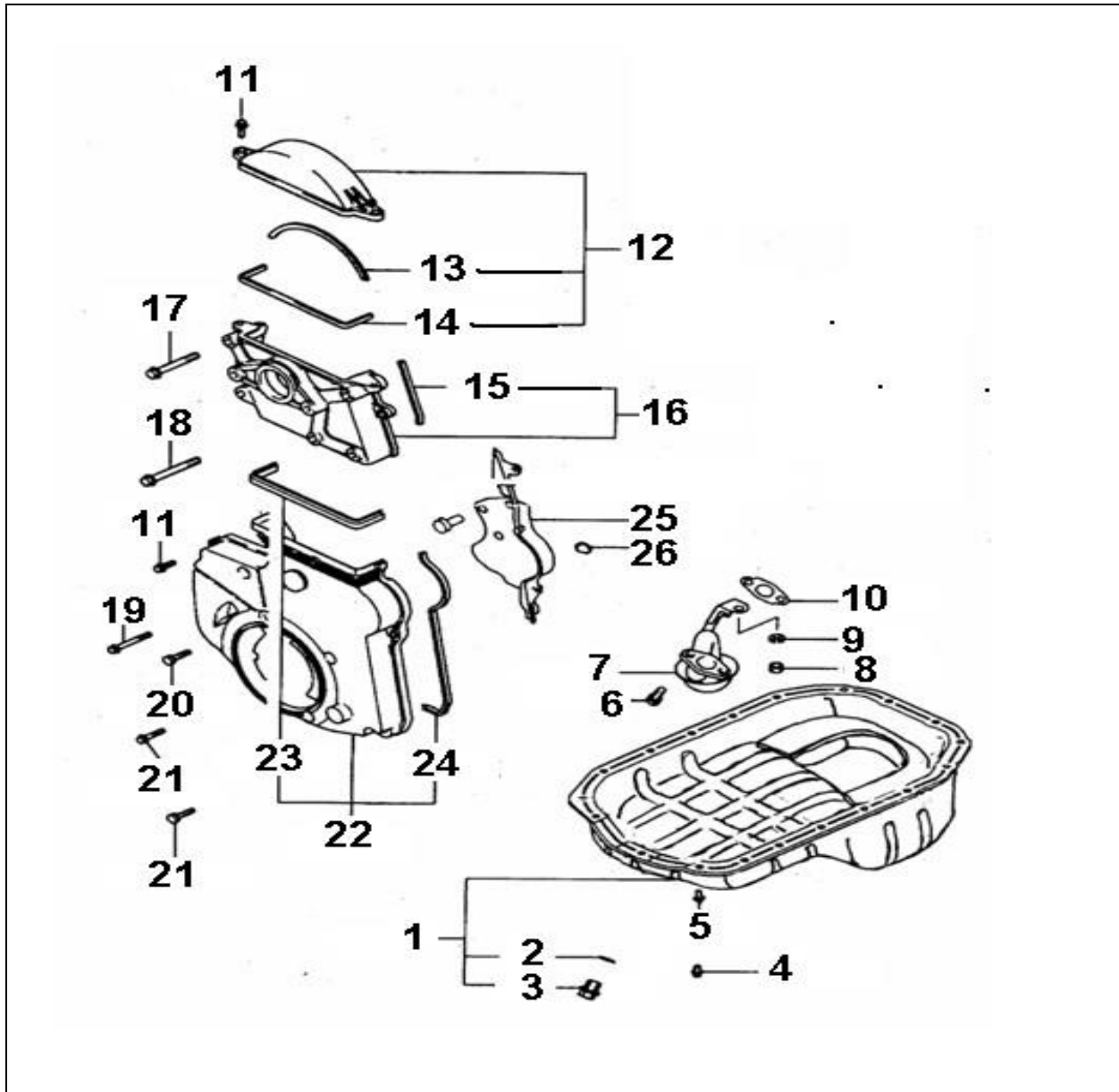
#	PART NUMBER	DESCRIPTION	QTY
1	76502413	PCV VALVE	1
2	76502409	PCV VALVE GROMMET	1
3	76502414	ROCKER COVER BOLT	6
4	NSS	OIL FILLER CAP GASKET (PART OF 76502415)	1
5	76502415	OIL FILLER CAP	1
6	76502416	ROCKER COVER GASKET	1
7	76502417	ROCKER COVER ASSEMBLY	1
	NSS =	NOT SOLD SEPARATELY	

CYLINDER HEAD



#	PART NUMBER	DESCRIPTION	QTY
1	76502670	CYLINDER HEAD ASSEMBLY	1
2	76502418	CYLINDER HEAD GASKET	1
3	76502419	SEALING CAP	2
4	76502420	STUD	3
5	76502421	OIL SEAL	1
6	76502422	KNOCK BUSHING	2
7	76502423	STUD	2
8	76502424	OIL SEAL	4
9	76502425	THRUST CASE	1
10	76502426	SCREW	2
11	76502427	O-RING	1
12	76502428	CYLINDER HEAD BOLT ASSY	10
13	76502429	GASKET	1
14	76502430	COVER	1
15	76502431	FLANGE BOLT	2

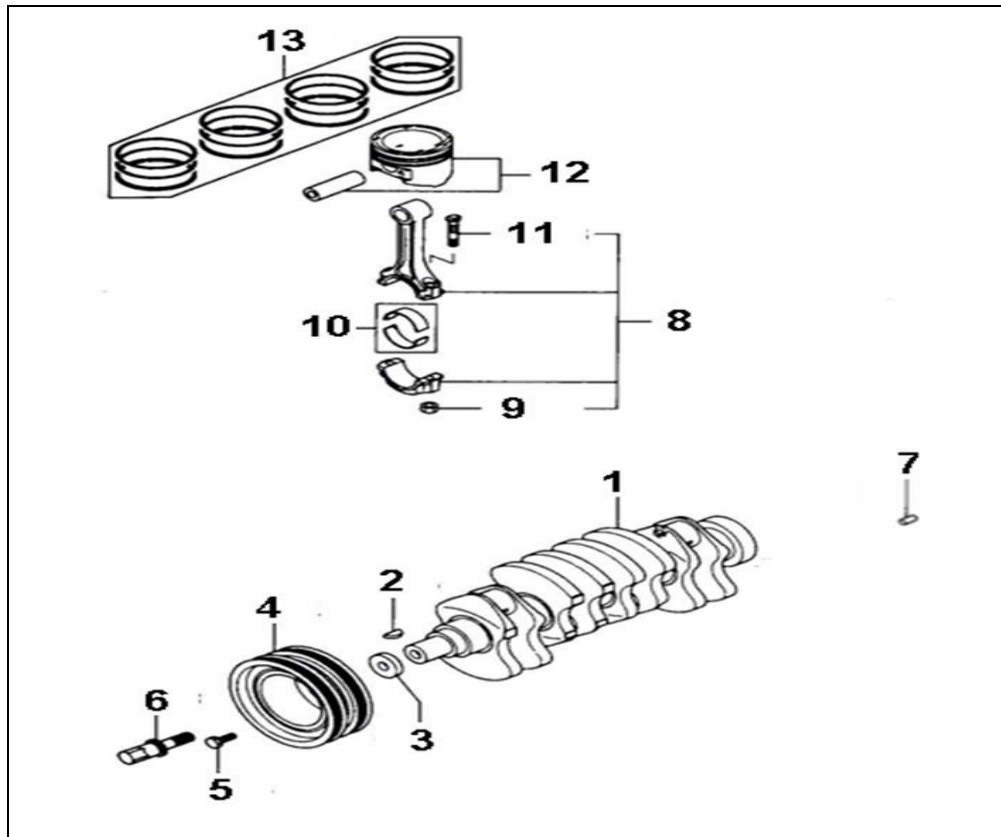
FRONT COVER AND OIL PAN



FRONT COVER AND OIL PAN

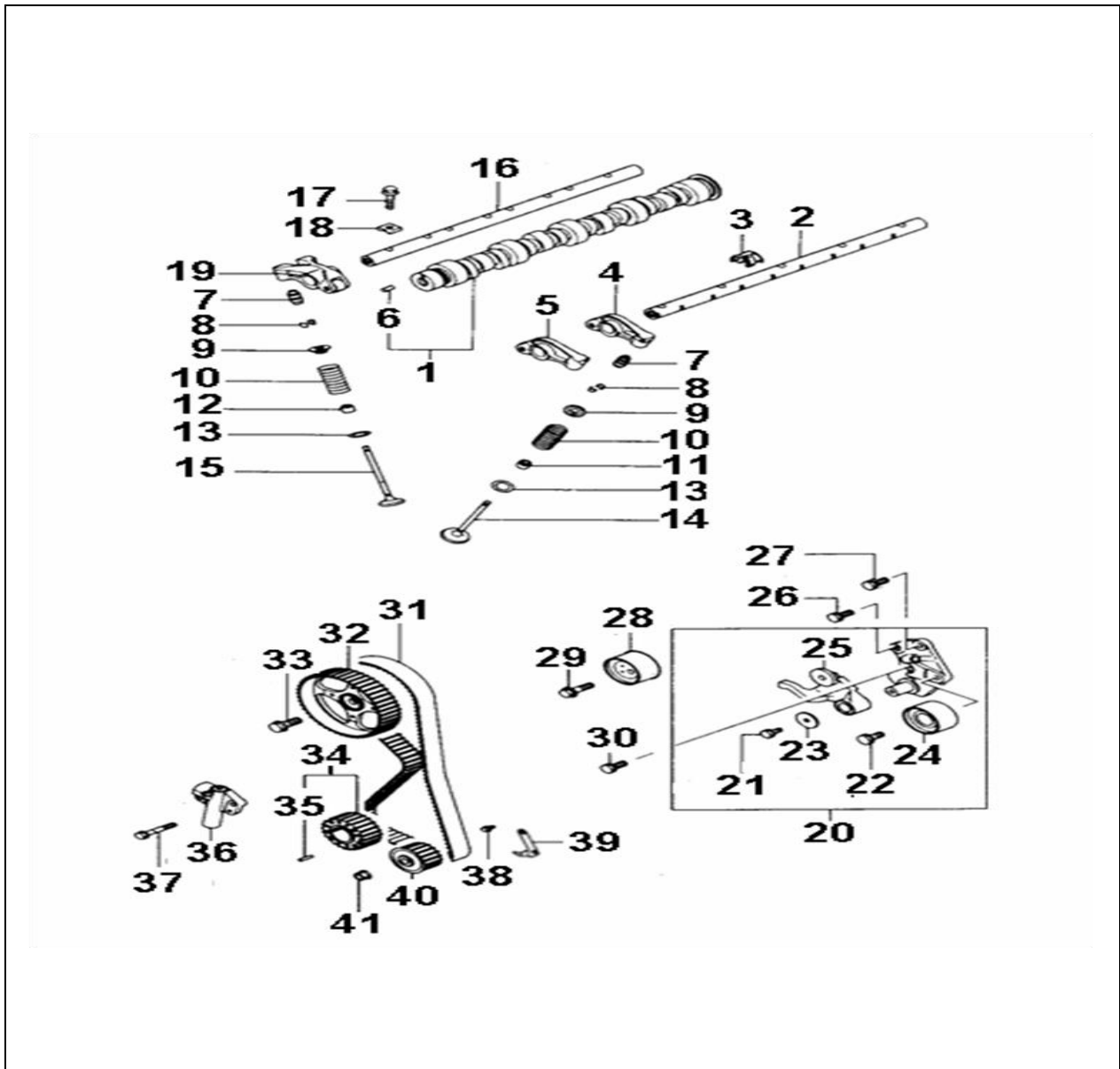
#	PART NUMBER	DESCRIPTION	QTY
1	76502608	OIL PAN	1
2	76502405	OIL DRAIN PLUG GASKET	1
3	76502406	OIL DRAIN PLUG	1
4	76502407	FLANGE BOLT	17
5	76502410	FLANGE BOLT	2
6	76502411	WASHER BOLT	2
7	76502412	OIL SCREEN	1
8	76502459	STRAINER NUT	1
9	76502460	STRAINER WASHER	1
10	76502461	SCREEN GASKET	1
11	76502462	FLANGE BOLT	8
12	76502463	T-BELT FR UPPR COVER ASSY	1
13	NSS	TIMING BELT COVER GASKET (PART OF 76502463)	1
14	NSS	TIMING BELT COVER GASKET (PART OF 76502463)	1
15	NSS	TIMING BELT COVER GASKET (PART OF 76502366)	1
16	76502366	FRONT TIMING COVER	1
17	76502367	FLANGE BOLT	2
17(A)	76502368	FLANGE BOLT	1
18	76502466	FLANGE BOLT	1
19	76502467	FLANGE BOLT	1
20	76502468	BOLT	2
21	76502469	BOLT	2
22	76502470	T-BELT FRONT LOWER COVER	1
23	NSS	T-BELT COVER LOWER GASKET (PART OF 76502470)	1
24	NSS	T-BELT COVER GASKET (PART OF 76502470)	1
25	76502471	T-BELT REAR COVER	1
26	76502472	RUBBER PLUG	1
	NSS =	NOT SOLD SEPARATELY	

PISTON AND CRANKSHAFT



#	PART NUMBER	DESCRIPTION	QTY
1	76502473	CRANKSHAFT ASSY	1
2	76502474	KEY	1
3	76502475	SPECIAL WASHER	1
4	76502476	TORSIONAL DAMPER PULLEY ASSY	1
5	76501094	WASHER BOLT	4
6	76502478	CRANKSPROCKET BOLT	1
7	76502479	DOWEL PIN	1
8	76502480	CONNECTING ROD ASSY	4
9	76502481	NUT	8
10	76502482	CONNECTING ROD BEARING YELLOW STD	4
10	76502483	CONNECTING ROD BEARING NO COLOR STD	4
10	76502484	CONNECTING ROD BEARING BLUE STD	4
11	76502485	CONNECTING BOLT	8
12	76502486	PISTON WITH PIN STD A	4
12	76502487	PISTON WITH PIN STD B	4
12	76502488	PISTON WITH PIN STD C	4
13	76502489	PISTON RING SET	1

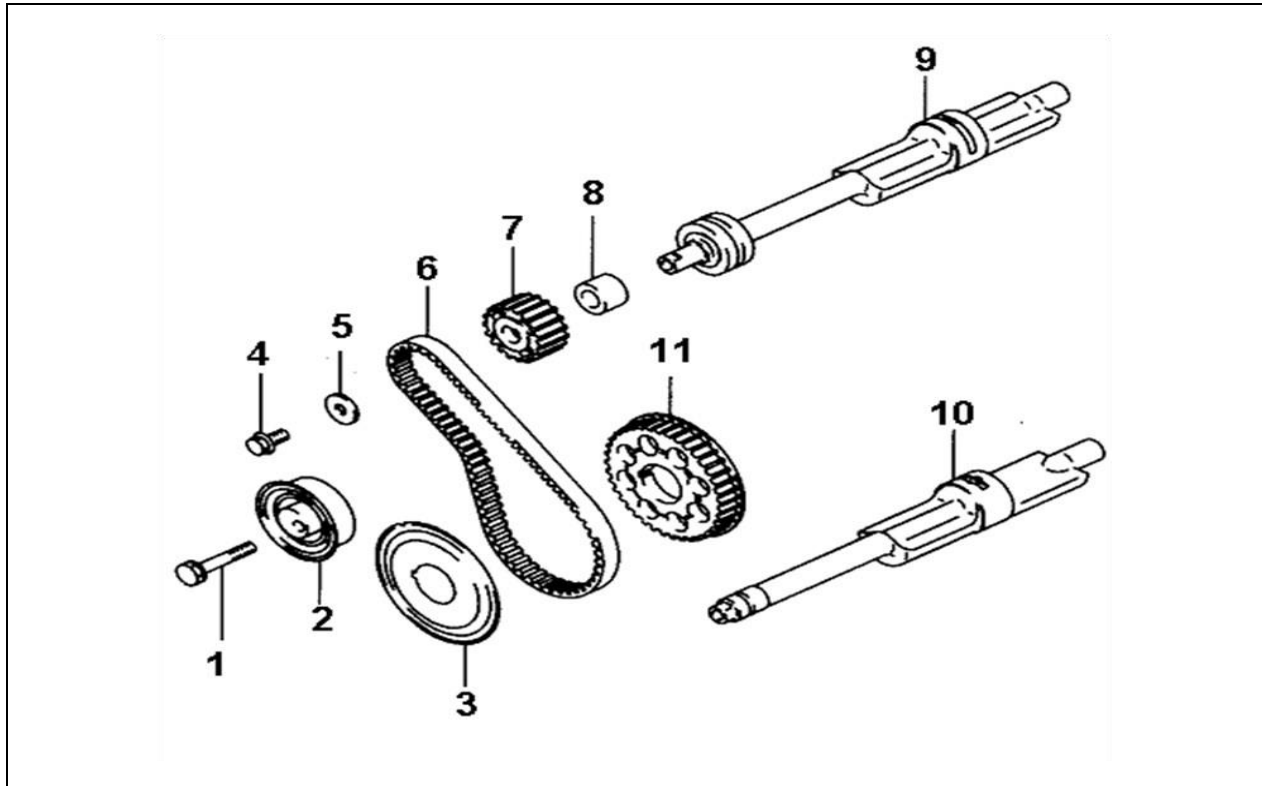
CAMSHAFT AND VALVE



CAMSHAFT AND VALVE

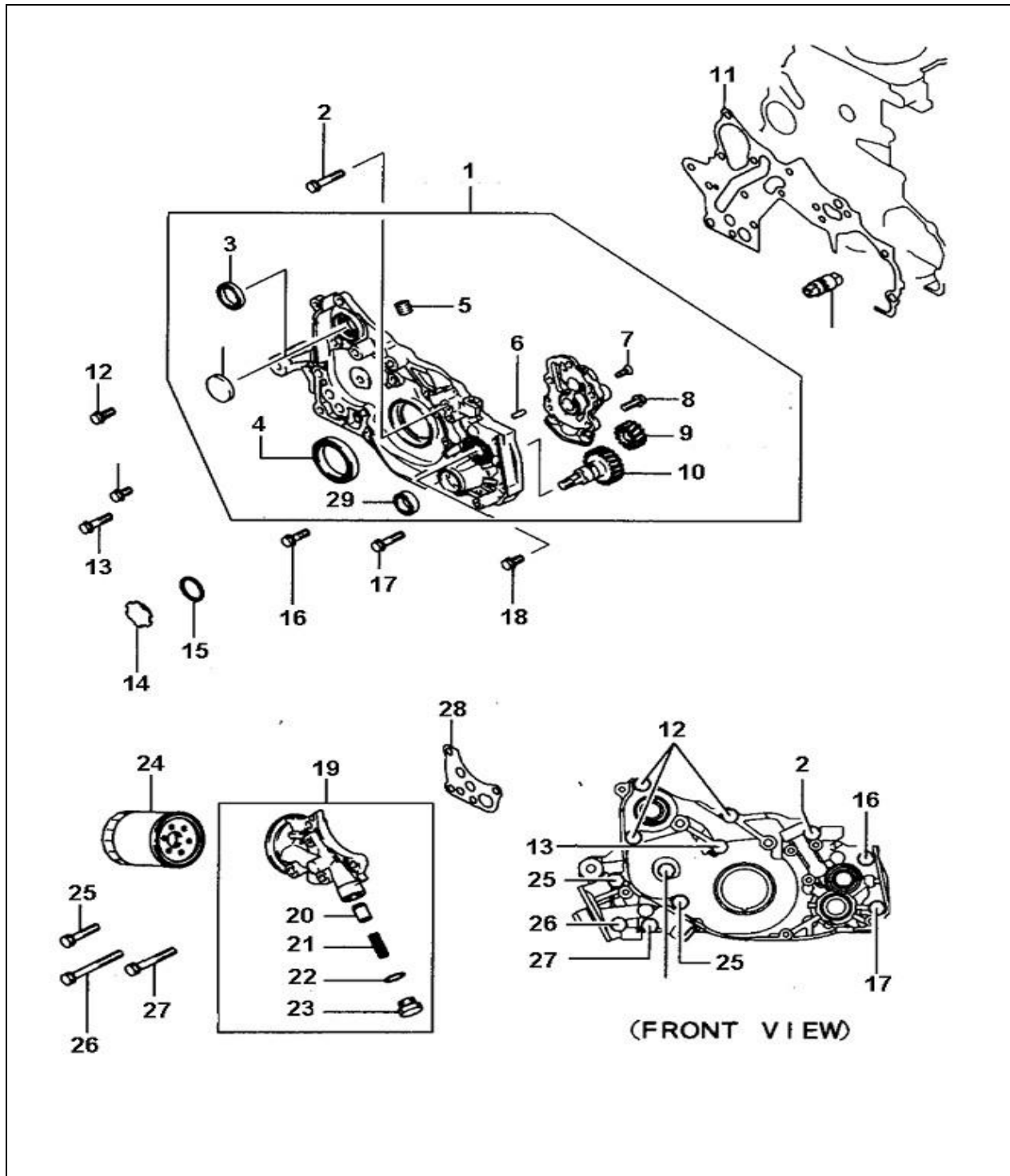
#	PART NUMBER	DESCRIPTION	QTY
1	76502298	CAMSHAFT ASSEMBLY	1
2	76502490	ROCKER ARM SHAFT	1
3	76502491	ROCKER SHAFT SPRING	4
4	76502492	ROCKER ARM ASSEMBLY B	4
5	76502493	ROCKER ARM ASSEMBLY A	4
6	76502494	DOWEL PIN	1
7	76502495	LASH ADJUSTER ASSY	16
8	76502496	VALVE SPRING RETAINER LOCK	32
9	76502497	VALVE SPRING RETAINER	16
10	76502498	VALVE SPRING	16
11	76502499	VALVE STEM SEAL	8
12	76502499	VALVE STEM SEAL	8
13	76502500	VALVE SPRING SEAT	16
14	76502501	INLET VALVE	8
15	76502502	EXHAUST VALVE	8
16	76502503	ROCKER ARM SHAFT	1
17	76502504	FLANGE BOLT	13
18	76502505	ROCKER SHAFT CAP	13
19	76502506	ROCKER ARM ASSEMBLY C	4
20	76502507	TENSIONER PULLEY BRACKET	1
21	76502508	BOLT	1
22	76502509	BOLT	1
23	76502510	WASHER	1
24	76502511	IDLER PULLEY	1
25	NSS	TENSIONER ARM ASSY (PART OF 76502507)	1
26	76502512	SEAL BOLT	1
27	76502513	WASHER BOLT	1
28	76502514	TENSIONER PULLEY	1
29	76502515	WASHER BOLT	1
30	76502509	WASHER BOLT	1
31	76502516	TIMING BELT	1
32	76502518	CAMSHAFT SPROCKET	1
33	76502519	FLANGE BOLT	1
34	76502278	CRANKSHAFT SPROCKET ASSY	1
35	76502365	SPRING PIN	1
36	76502522	TENSIONER	1
37	76502523	FLANGE BOLT	2
38	76502410	FLANGE BOLT	2
39	76502524	TIMING INDICATOR BRACKET	1
40	76502525	OIL PUMP SPROCKET	1
41	76502526	NUT	1
	NSS =	NOT SOLD SEPARATELY	

BALANCER



#	PART NUMBER	DESCRIPTION	QTY
1	76502527	BALANCER BELT TRAIN BOLT	1
2	76502528	TIMING BELT TENSIONER	1
3	76502529	CRANKSHAFT SPROCKET FLANGE	1
4	76502530	BALANCER BELT TRAIN BOLT	1
5	76502531	BALANCER BELT TRAIN WASHER	1
6	76502532	BALANCER TIMING BELT	1
7	76502533	BALANCER SHAFT SPROCKET	1
8	76502534	BALANCER BELT TRAIN SPACER	1
9	76502535	BALANCER RIGHT SHAFT	1
10	76502536	BALANCER LEFT SHAFT	1
11	76502537	CRANKSHAFT SPROCKET	1

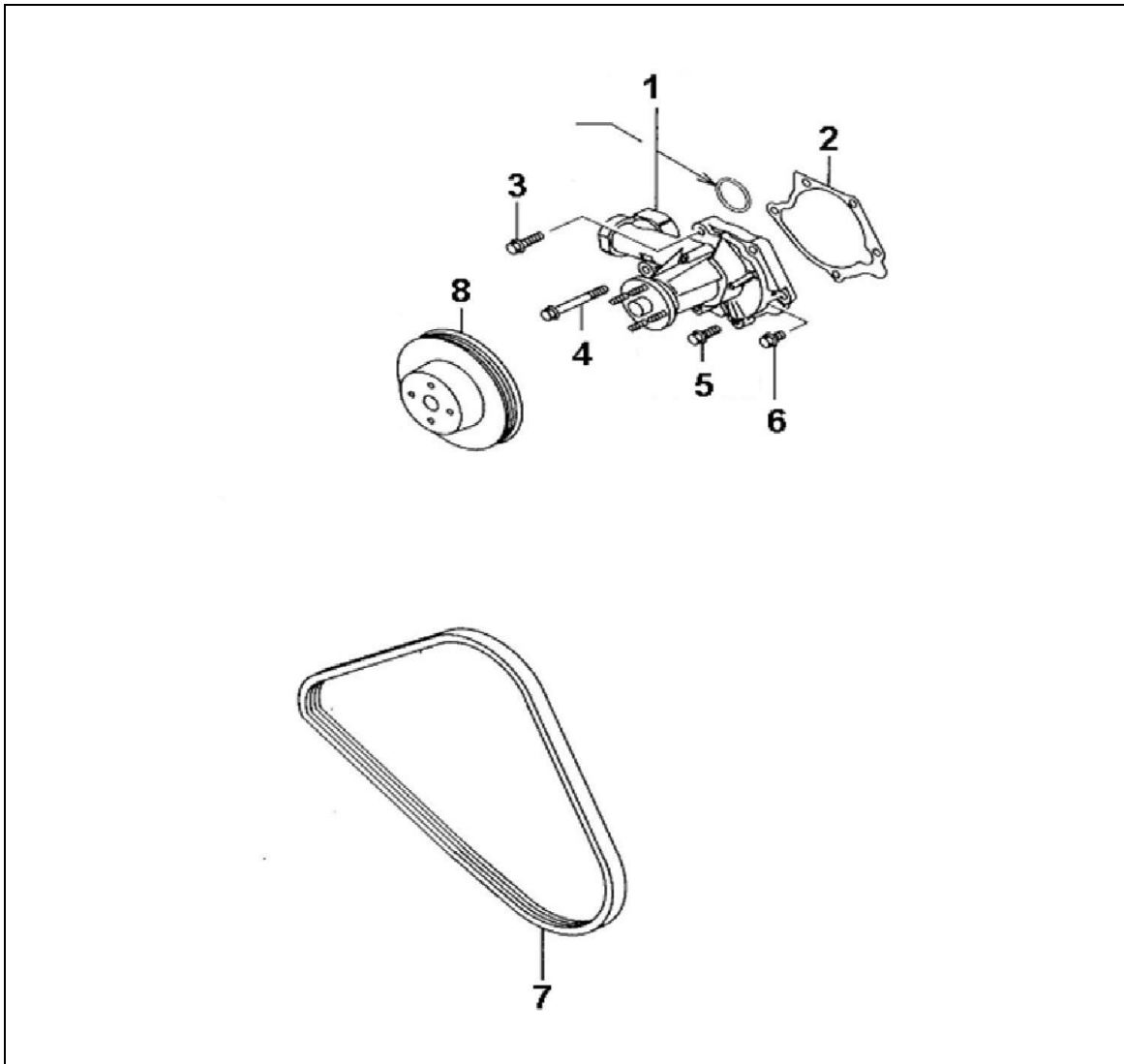
OIL PUMP



OIL PUMP

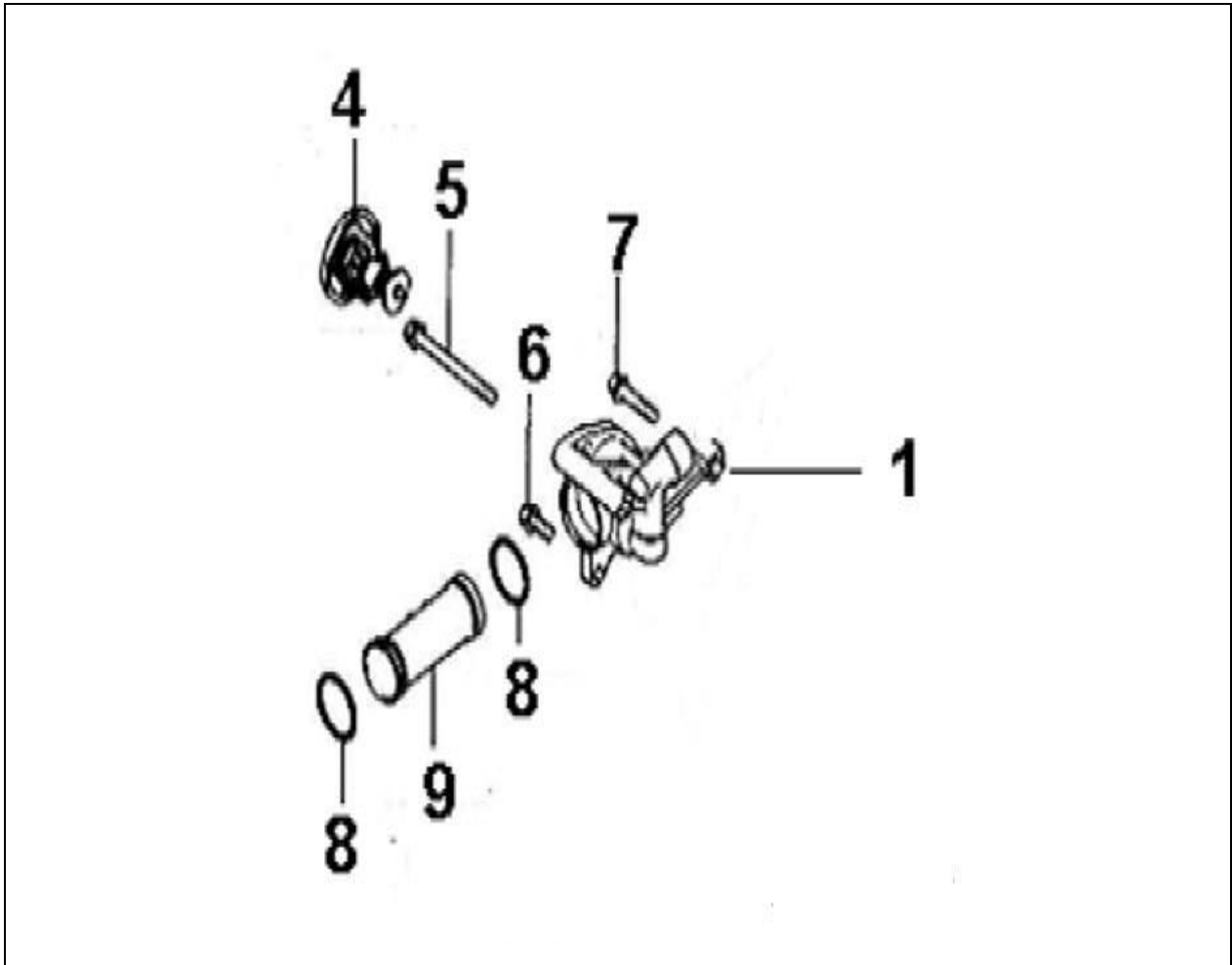
#	PART NUMBER	DESCRIPTION	QTY
1	76502538	OIL PUMP	1
2	76502539	FLANGE BOLT	1
3	76502540	OIL SEAL	1
4	76502541	OIL SEAL	1
5	76502542	PLUG TAPPER	1
6	76502438	DOWEL PIN	2
7	76502569	SCREW	1
8	76502544	FLANGE BOLT	4
9	NSS	OIL PUMP GEAR (PART OF 76502538)	1
10	NSS	OIL PUMP DRIVE GEAR (PART OF 76502538)	1
11	76502545	FRONT CASE GASKET	1
12	76502408	WASHER BOLT	3
13	76502546	WASHER BOLT	1
14	76502547	PLUG CAP	1
15	76502548	O-RING	1
16	76502549	FLANGE BOLT	1
17	76502550	FLANGE BOLT	1
18	76502530	FLANGE BOLT	1
19	76502551	OIL FILTER BRACKET	1
20	SERVICE W/ #19	PLUNGER	1
21	76502552	SPRING	1
22	76502553	GASKET	1
23	76502554	PLUG	1
24	76502564	OIL FILTER	1
25	76502555	BOLT	2
26	76502556	BOLT	1
27	76502557	BOLT	1
29	76502558	OIL SEAL	1
	NSS =	NOT SOLD SEPARATELY	

WATER PUMP



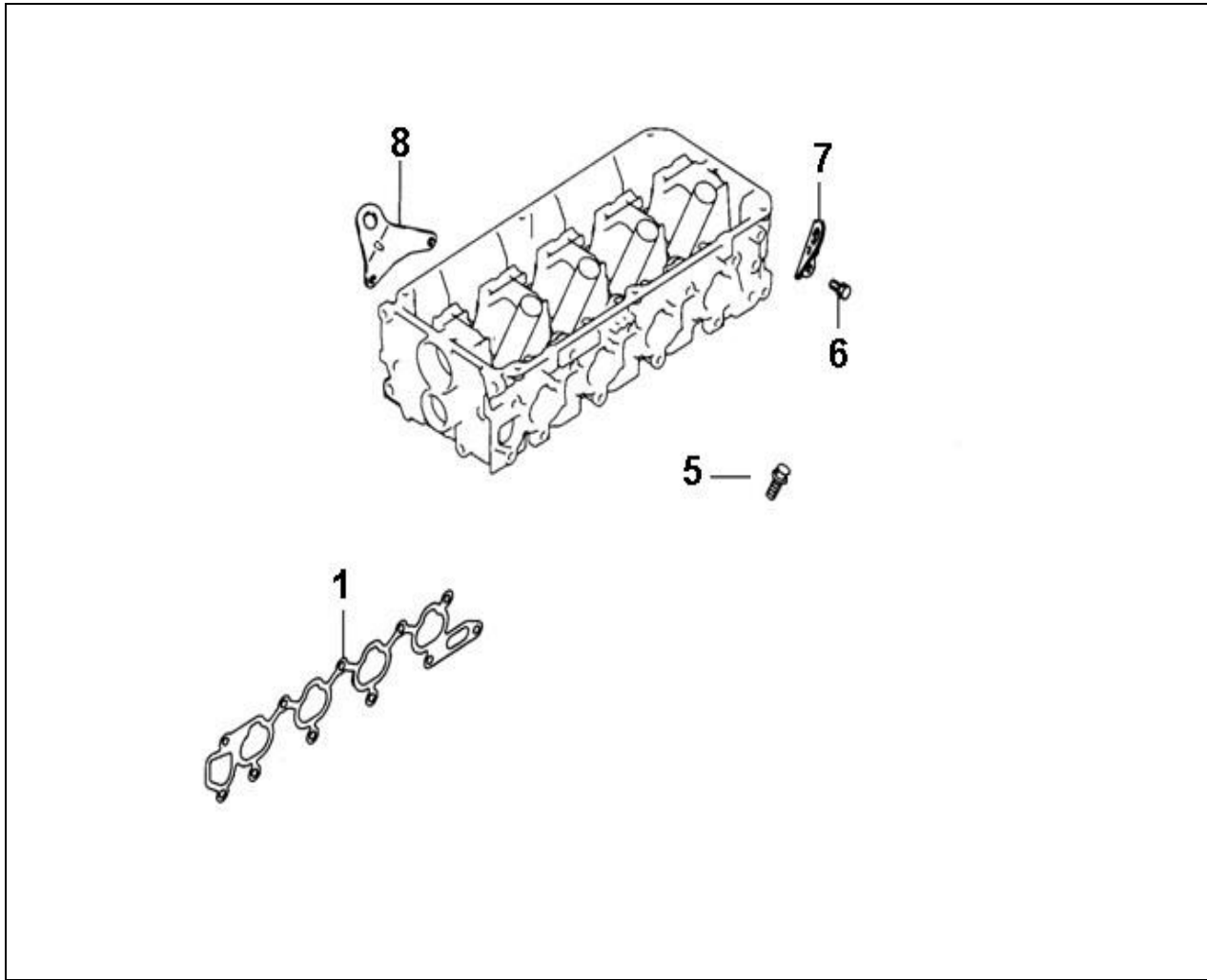
#	PART NUMBER	DESCRIPTION	QTY
1	76502559	WATER PUMP	1
2	76502560	WATER PUMP GASKET	1
3	76502561	FLANGE BOLT	1
4	76502465	FLANGE BOLT	1
5	76502562	FLANGE BOLT	2
6	76502563	FLANGE BOLT	1
7	76502655	V RIBBED BELT	1
8	76502656	WATER PUMP PULLEY P/S	1

THERMOSTAT



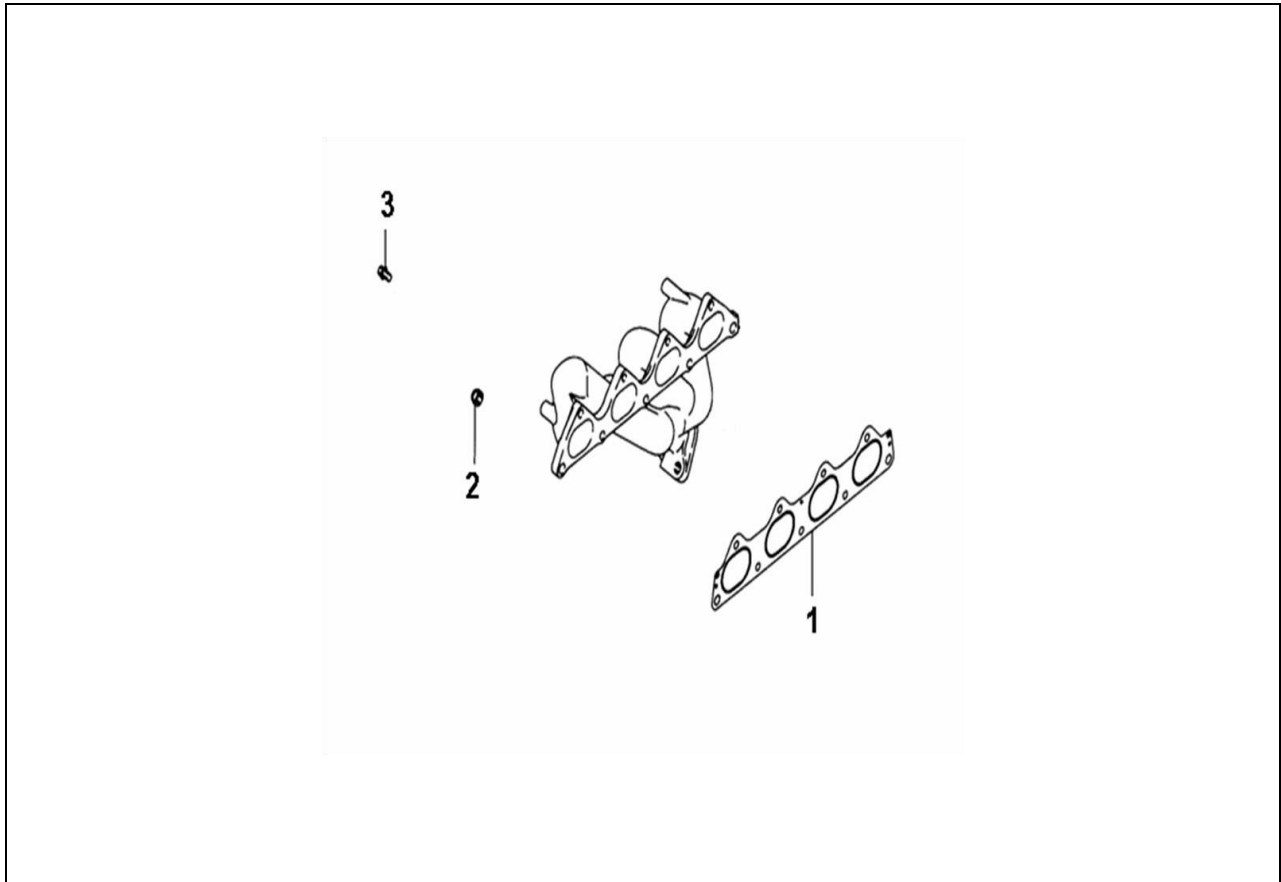
#	PART NUMBER	DESCRIPTION	QTY
1	76502663	THERMOSTAT CASE	1
4	76502664	THERMOSTAT	1
5	76502653	WATER LINE BOLT	1
6	76502408	WATER LINE BOLT	1
7	76502539	WATER LINE BOLT	1
8	76502665	WATER LINE O-RING	2
9	76502666	WATER PUMP INLET	1

INTAKE MANIFOLD GASKET



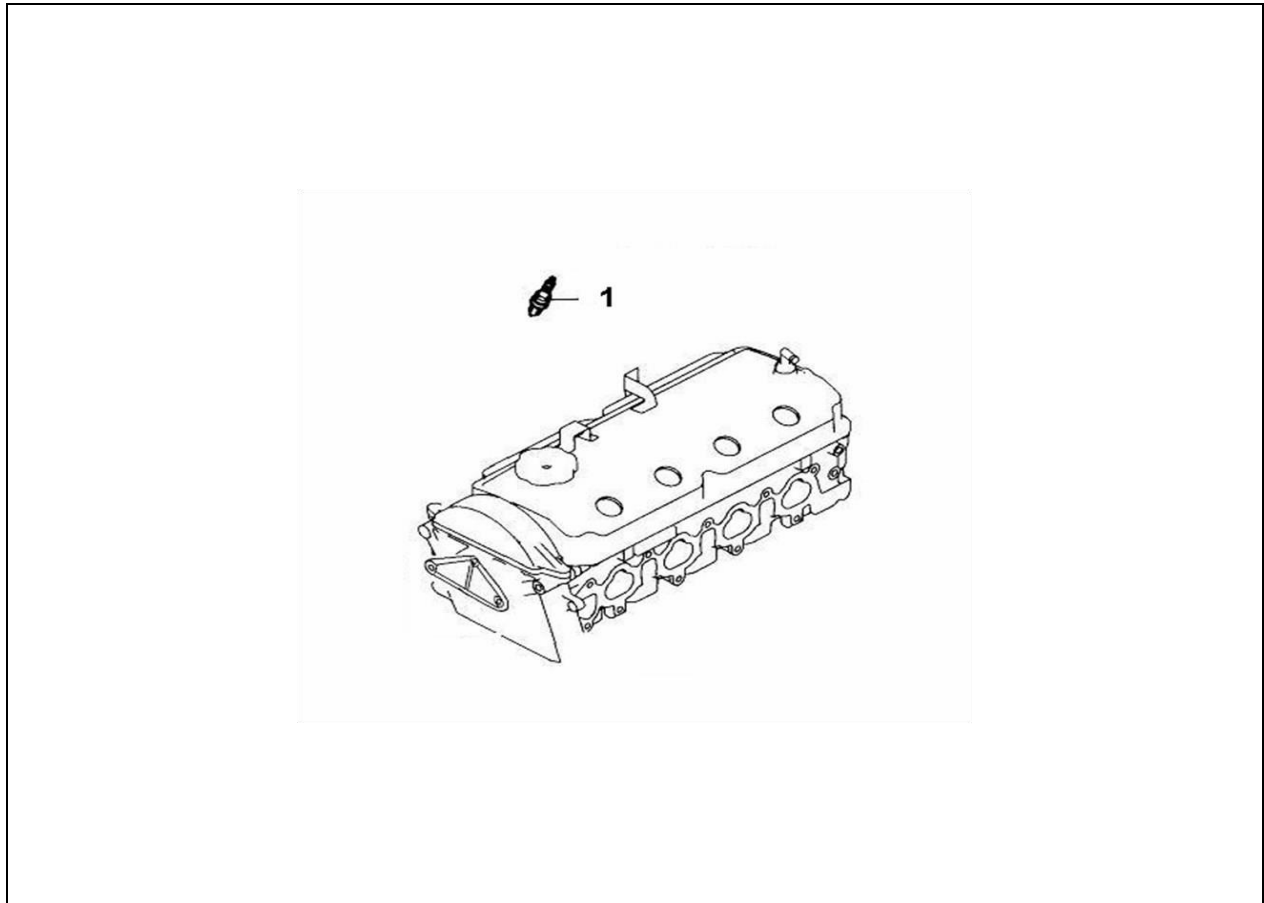
#	PART NUMBER	DESCRIPTION	QTY
1	76502668	INTAKE MANIFLOD GASKET	1
5	76502562	FLANGE BOLT	2
6	76502652	INLET MANIFLOD BOLT	1
7	76502651	ENGINE HANGER	1
8	76502649	ENGINE HANGER	1

EXHAUST MANIFOLD GASKET



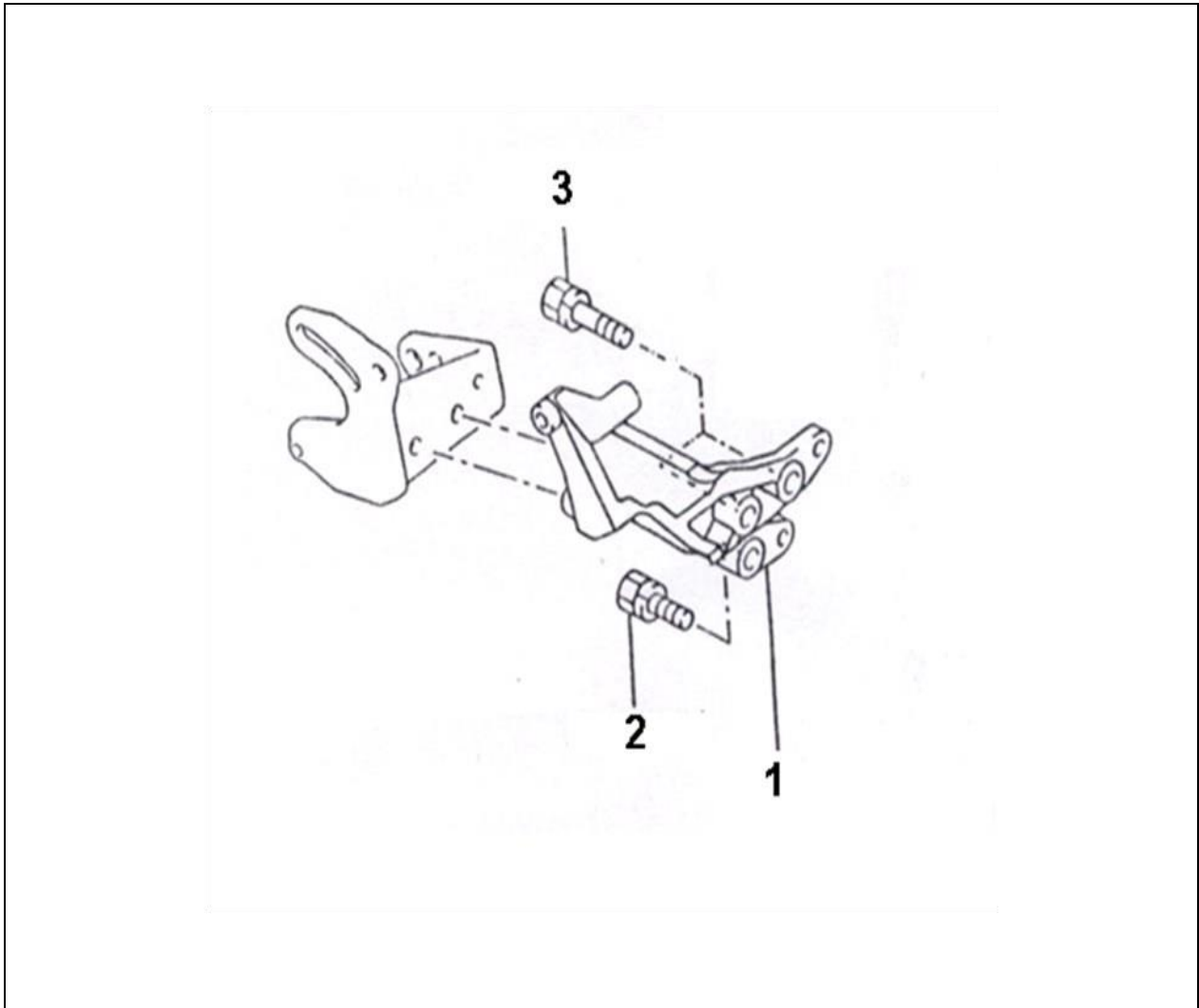
#	PART NUMBER	DESCRIPTION	QTY
1	76502669	EXHAUST MANIFOLD GASKET	1
2	76502660	FLANGE NUT	2
3	76502431	FLANGE BOLT	2

SPARK PLUG



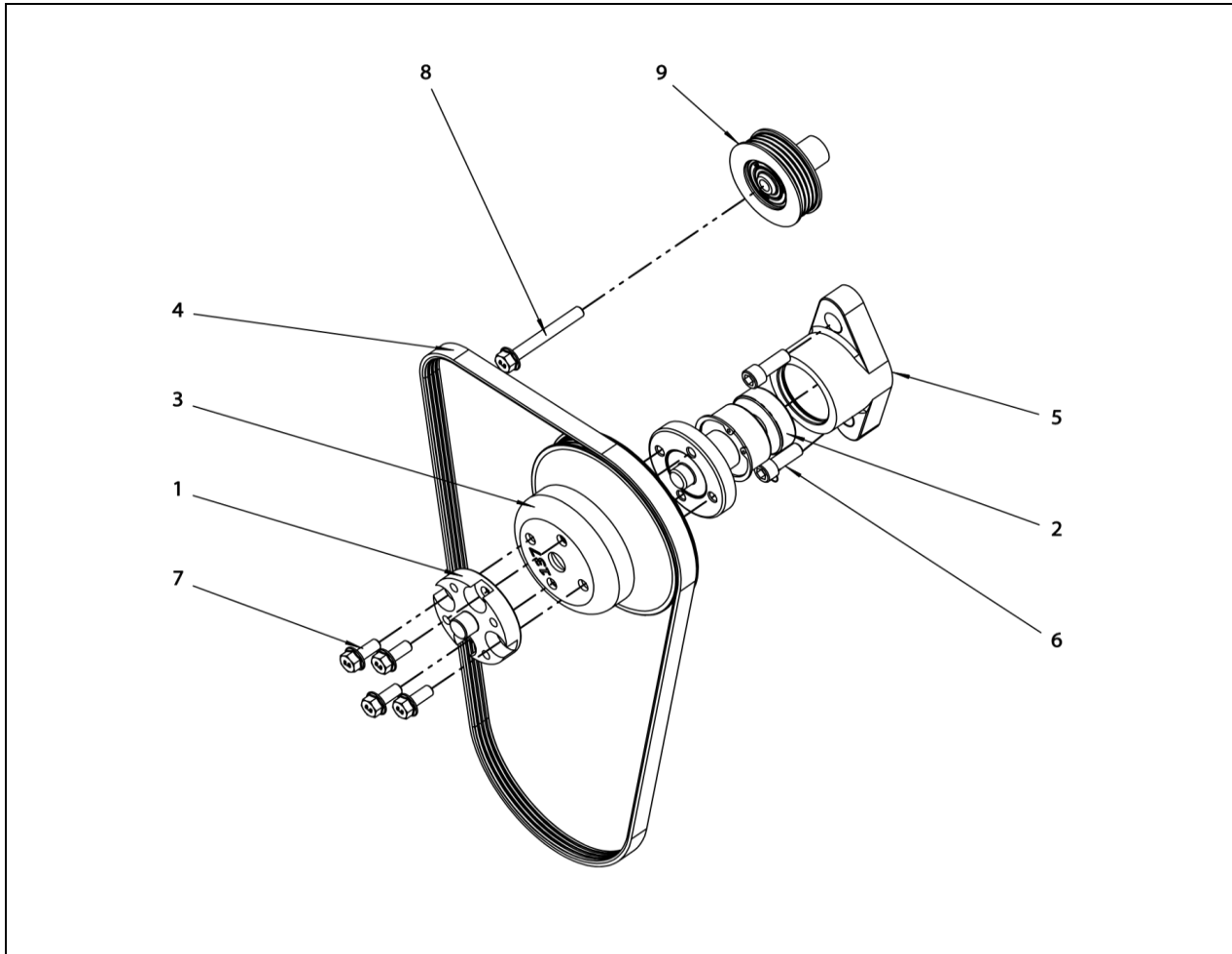
#	PART NUMBER	DESCRIPTION	QTY
1	76502662	SPARK PLUG	4

PS PUMP BRACKET



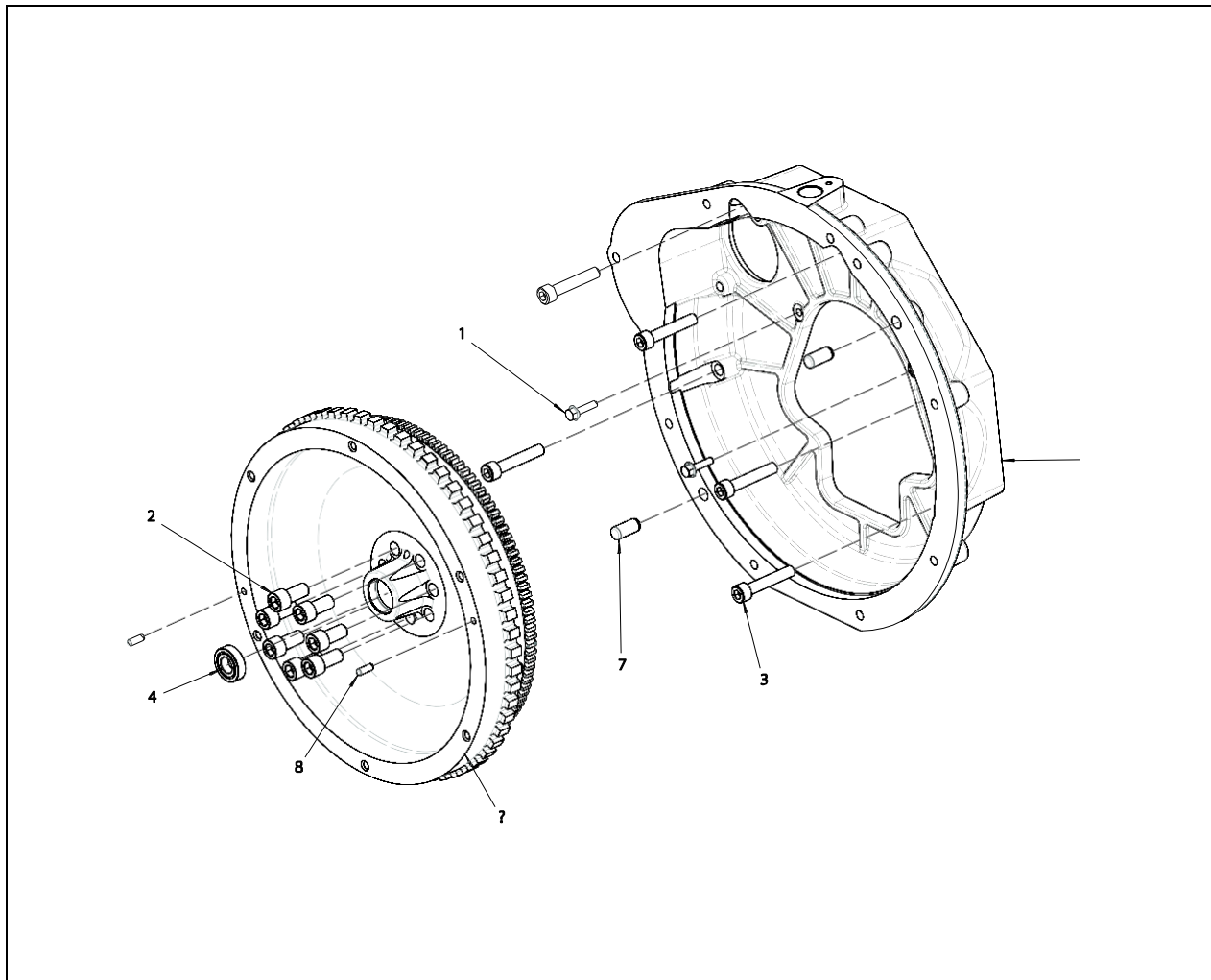
#	PART NUMBER	DESCRIPTION	QTY
1	76502657	PUMP MOUNT BRACKET	1
2	76502658	WASHER BOLT	1
3	76502659	WASHER BOLT	2

HIGH FAN ASSEMBLY



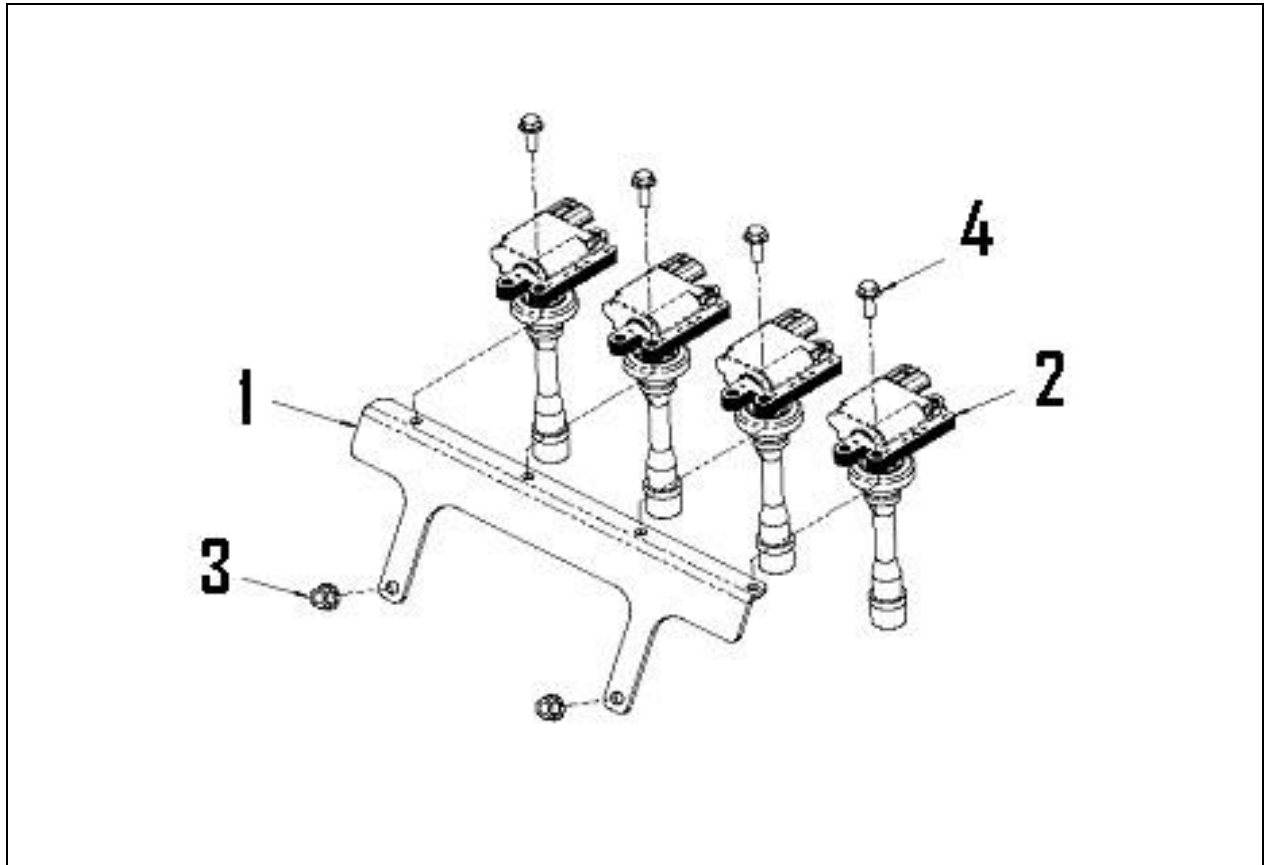
#	PART NUMBER	DESCRIPTION	QTY	A	B	C	D
1	76502308	FAN SPACER	1	X	X	X	X
2	76502355	FAN ASSEMBLY	1	X	X	X	X
3	76502280	FAN PULLEY	1	X	X	X	X
4	76502582	STRETCH BELT	1	X	X	X	X
5	76502584	HI FAN HUB	1	X	X	X	X
6	76502356	BOLT	2	X	X	X	X
7	76501095	BOLT	4	X	X	X	X
8	76502357	BOLT	1	X	X	X	X
9	76502647	IDLER PULLEY	1	X	X	X	X

TRANSMISSION ADAPTER



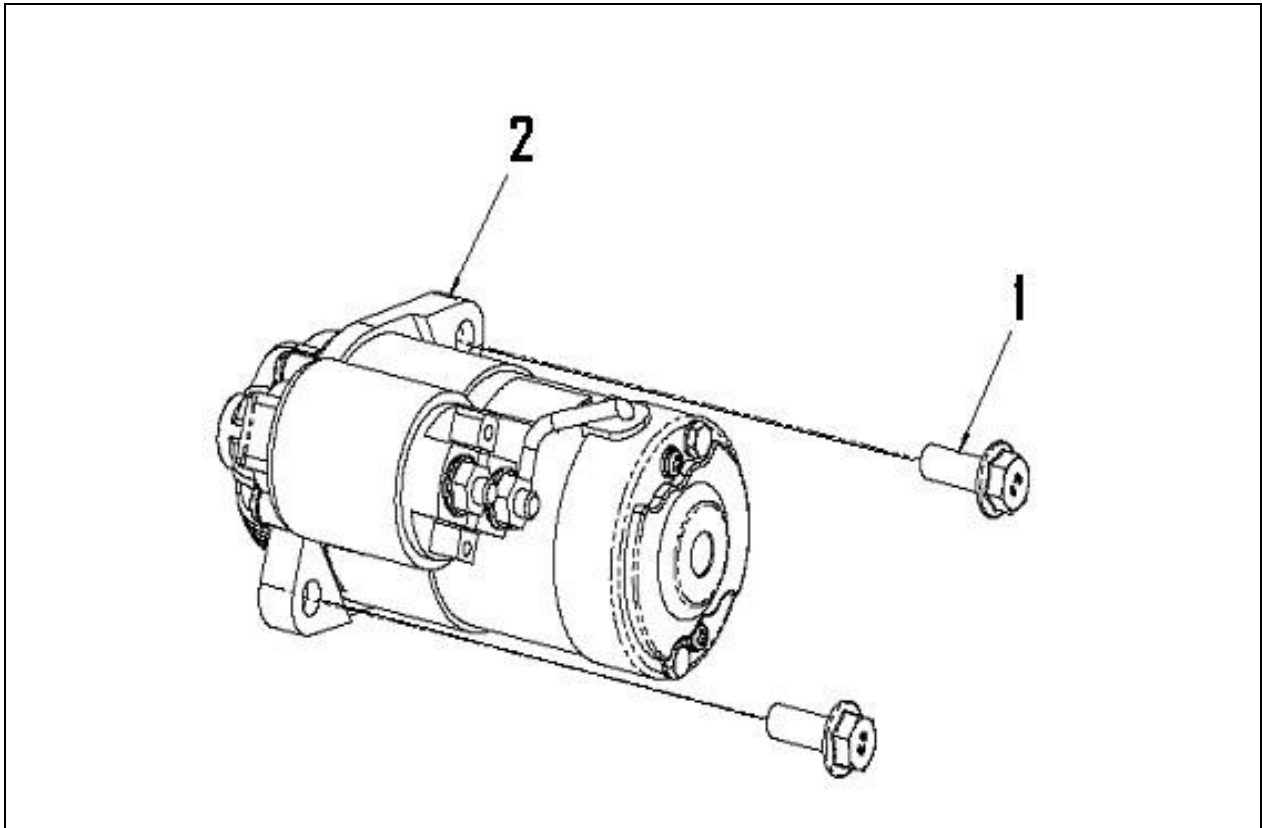
#	PART NUMBER	DESCRIPTION	QTY	A	B	C	D
1	76500726	BOLT	2	X	X	X	X
2	76502389	BOLT	7	X	X	X	X
3	76502386	BOLT	5	X	X	X	X
4	76502390	BALL BEARING	1	X	X	X	X
5	76502387	FLYWHEEL RING GEAR	1	X	X	X	X
6	76502384	TRANSMISSION ADAPTER	1	X	X	X	X
7	76502385	PIN	2	X	X	X	X
8	76502388	PIN	2	X	X	X	X

IGNITION



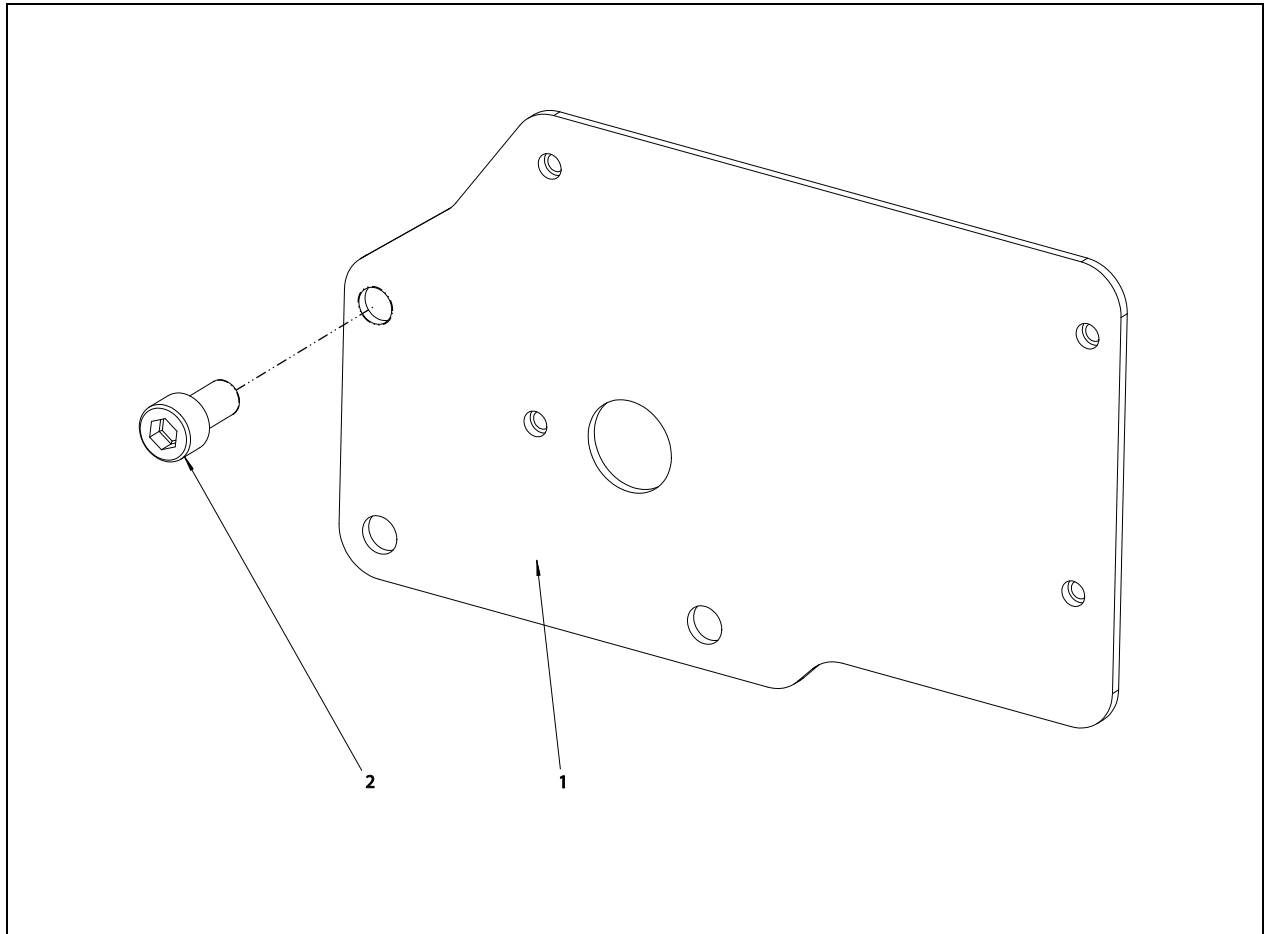
#	PART NUMBER	DESCRIPTION	QTY	A	B	C	D
1	76502309	BRACKET	1	X	X	X	X
2	76502310	IGNITION COIL	4	X	X	X	X
3	76001645	NUT	2	X	X	X	X
4	76502311	BOLT	4	X	X	X	X

STARTER



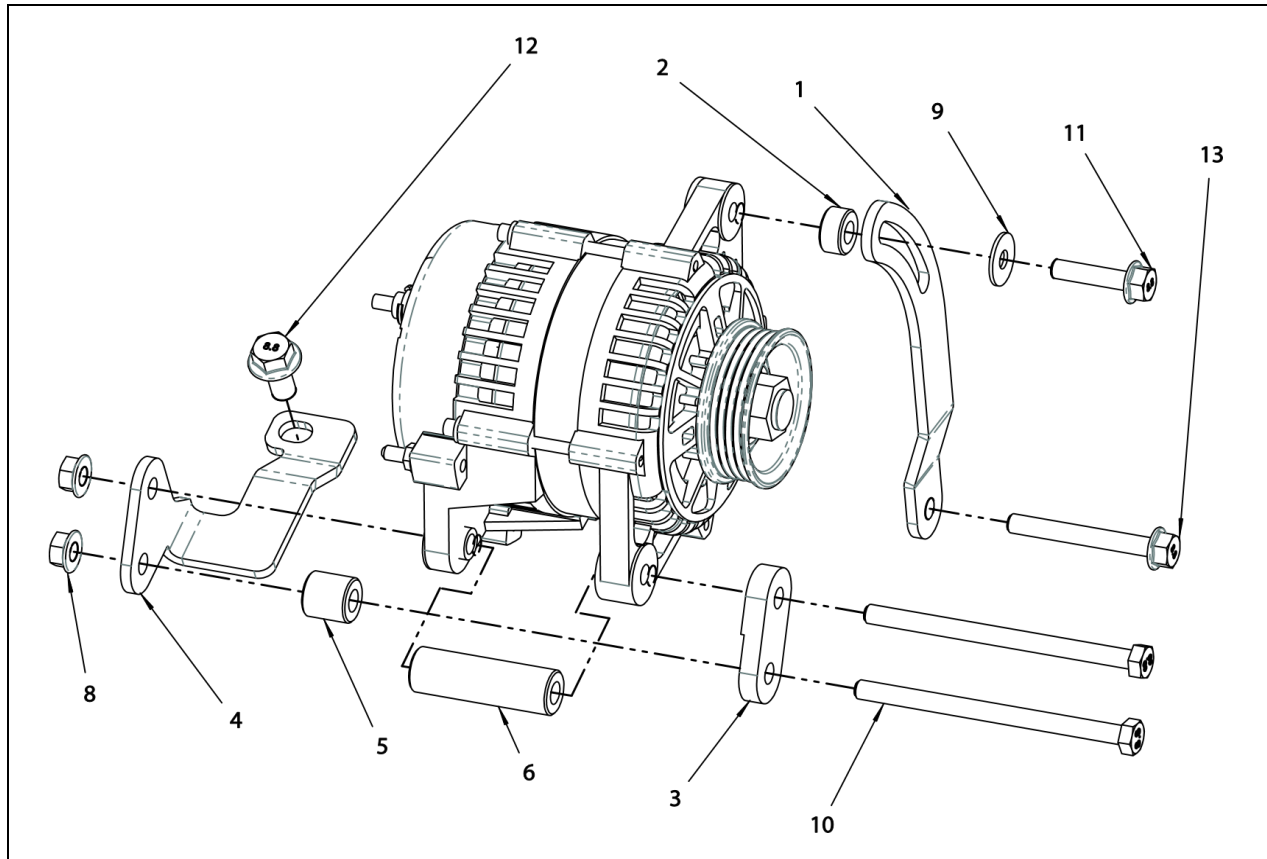
#	PART NUMBER	DESCRIPTION	QTY	A	B	C	D
1	76502349	BOLT	2	X	X	X	X
2	76502312	STARTER	1	X	X	X	X
3	76001645	NUT	1	X	X	X	X

ECU MOUNT



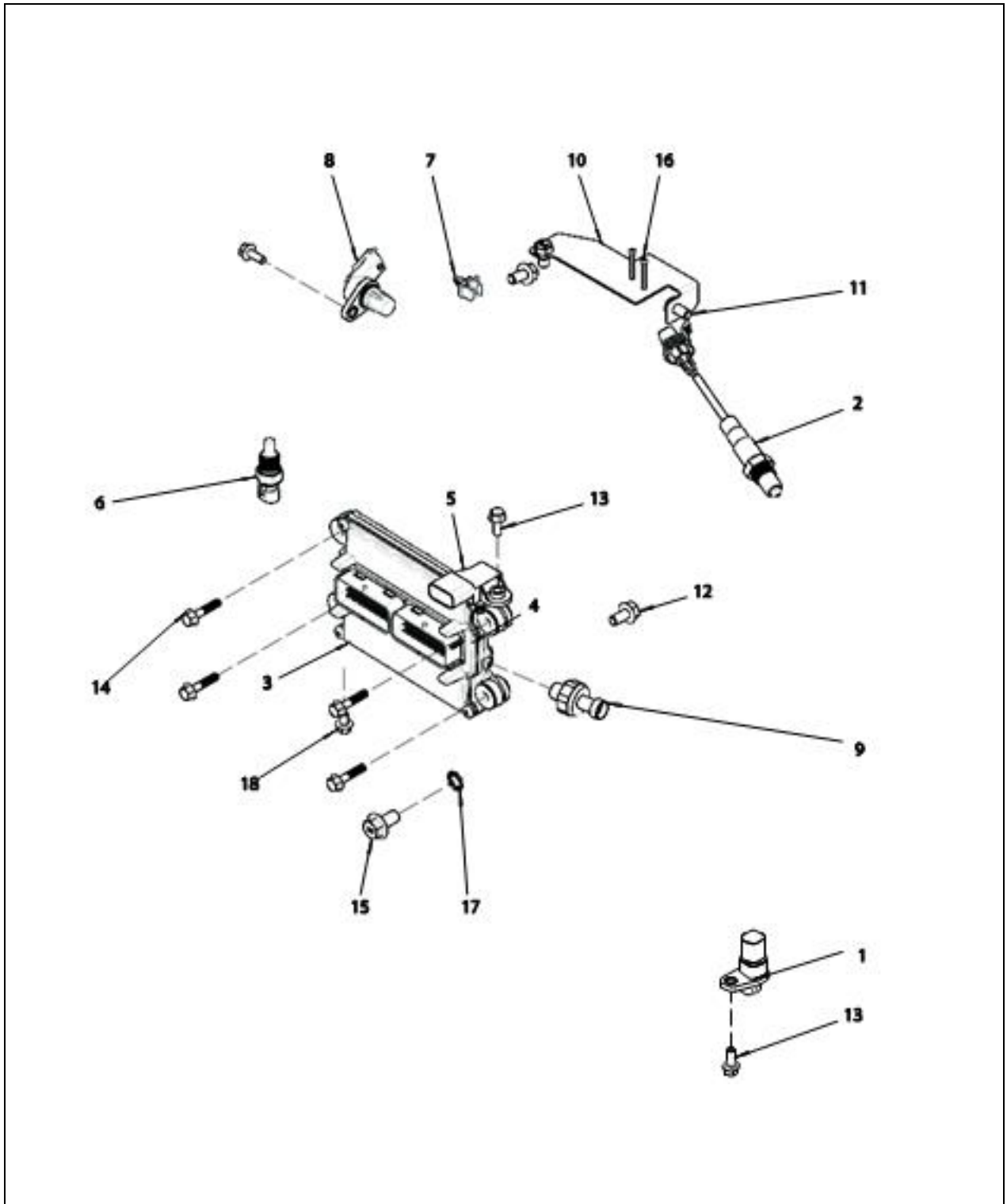
#	PART NUMBER	DESCRIPTION	QTY	A	B	C	D
1	76502589	PLATE	1	X	X	X	X
2	76502592	SCREW	1	X	X	X	X

ALTERNATOR



#	PART NUMBER	DESCRIPTION	QTY	A	B	C	D
1	76502362	ALTERNATOR STRAP	1	X	X	X	X
2	76502363	SPACER	1	X	X	X	X
3	76502359	MOUNTING BRACKET	1	X	X	X	X
4	76502358	MOUNTING BRACKET	1	X	X	X	X
5	76502360	SPACER	1	X	X	X	X
6	76502361	SPACER	1	X	X	X	X
7	76502600	ALTERNATOR	1	X	X	X	X
8	76001645	NUT	2	X	X	X	X
9	76502567	WASHER	1	X	X	X	X
10	76502364	BOLT	2	X	X	X	X
11	76502568	BOLT	1	X	X	X	X
12	76502316	BOLT	1	X	X	X	X
13	76502357	BOLT	1	X	X	X	X

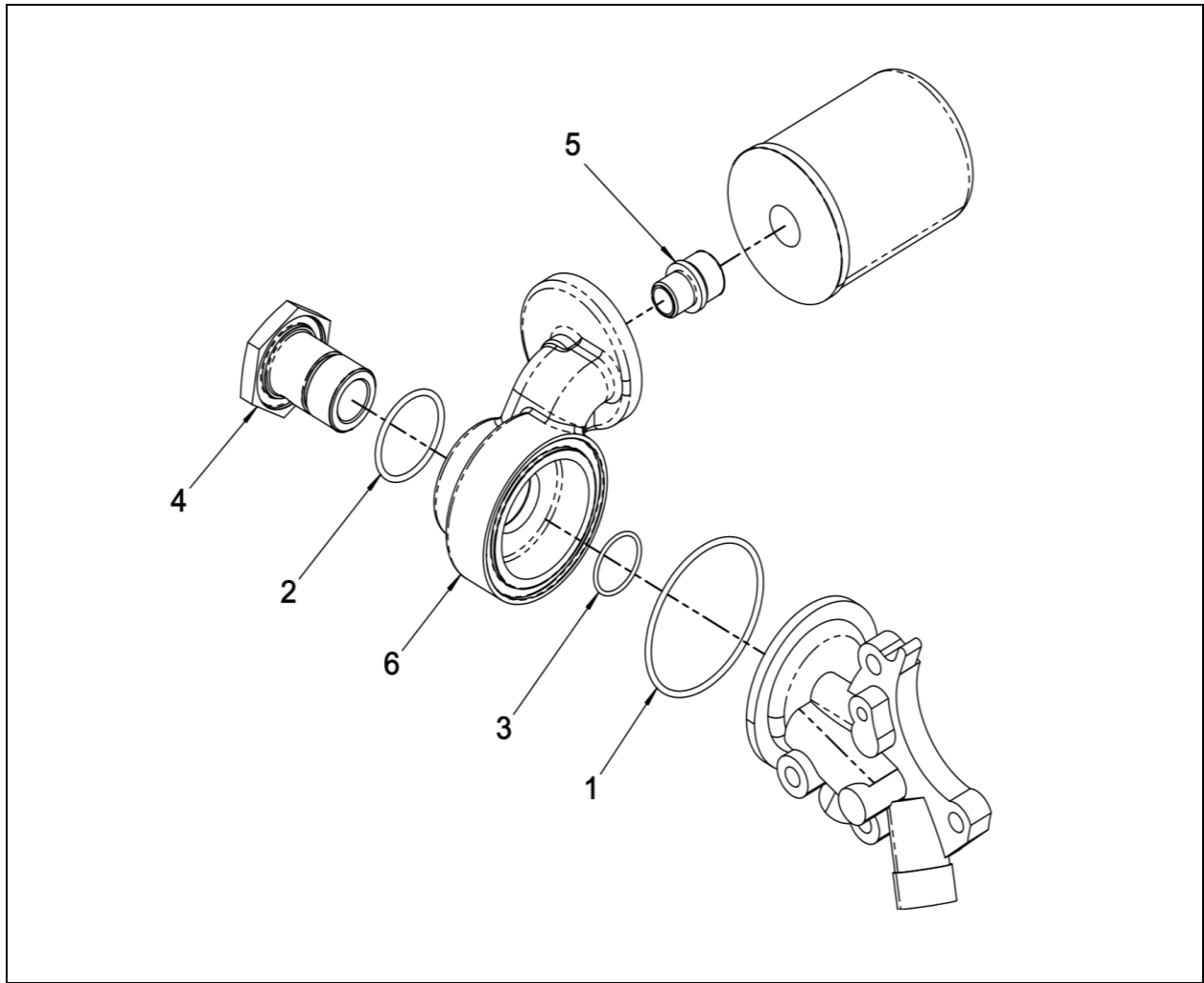
ELECTRICAL



ELECTRICAL

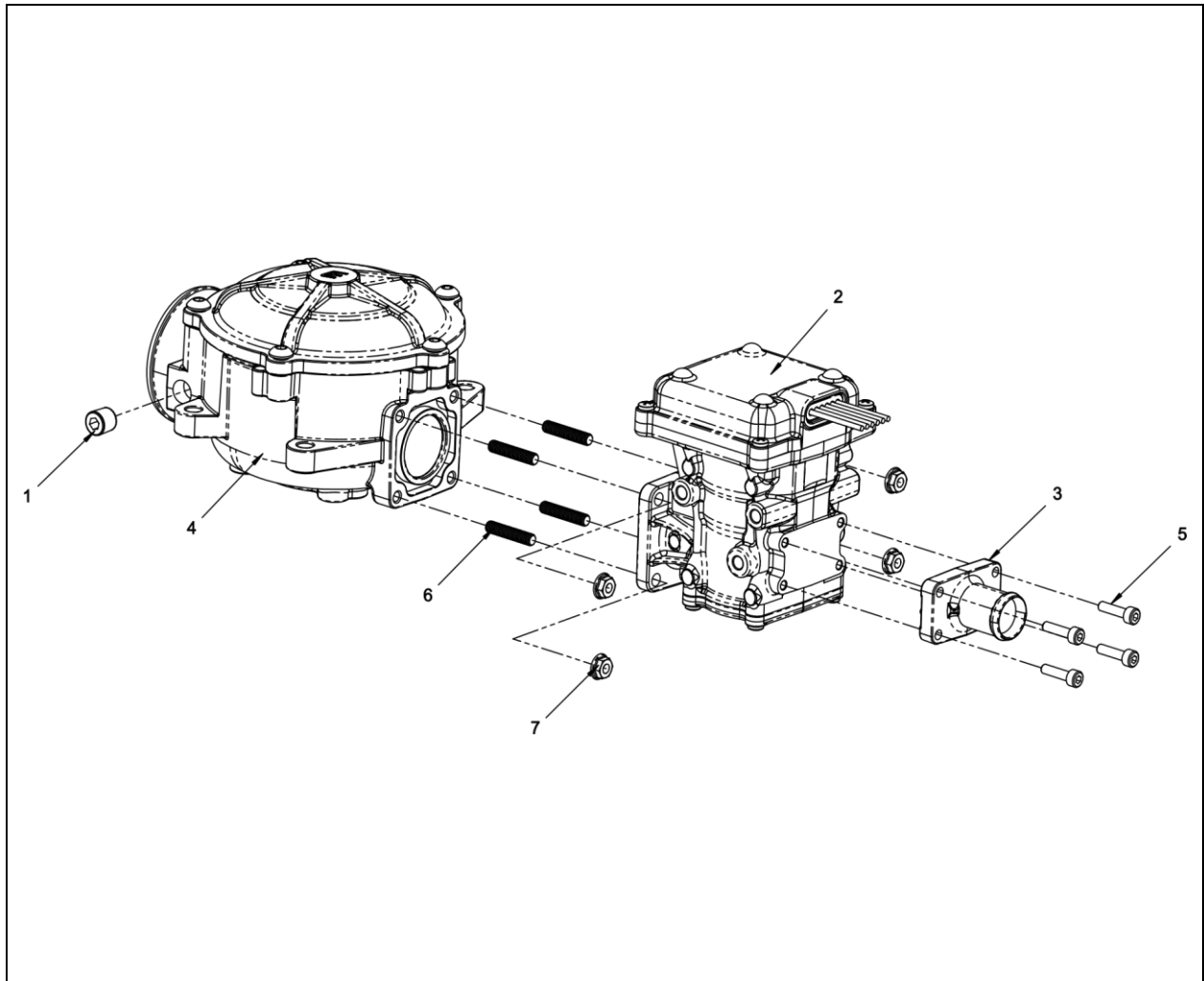
#	PART NUMBER	DESCRIPTION	QTY	A	B	C	D
1	76502313	SPEED SENSOR	1	X	X	X	X
2	76501134	O2 SENSOR	1	X	X	X	X
3	76502609	PROGRAMMED ECU	1	X	X		
3	76502610	PROGRAMMED ECU	1			X	X
4	76502397	FITTING	1	X	X	X	X
5	76501133	MAP SENSOR	1	X	X	X	X
6	76500617	COOLANT SENSOR	1	X	X	X	X
7	76502288	CLAMP	1	X	X	X	X
8	76502314	PHASE SENSOR	1	X	X	X	X
9	76501128	OIL PRESSURE SENSOR	1	X	X	X	X
10	76502602	BRACKET	1	X	X	X	X
11	76502601	BOLT	2	X	X	X	X
12	76500641	BOLT	2	X	X	X	X
13	76500640	BOLT	3	X	X	X	X
14	76502332	BOLT	4	X	X	X	X
15	76502316	BOLT	1	X	X	X	X
16	76502603	SCREW	2	X	X	X	X
17	76502306	WASHER	1	X	X	X	X
18	76502648	SCREW	1	X	X	X	X
19	76502595	HARNESS	1			X	X
19	76502594	HARNESS	1	X	X		

OIL FILTER



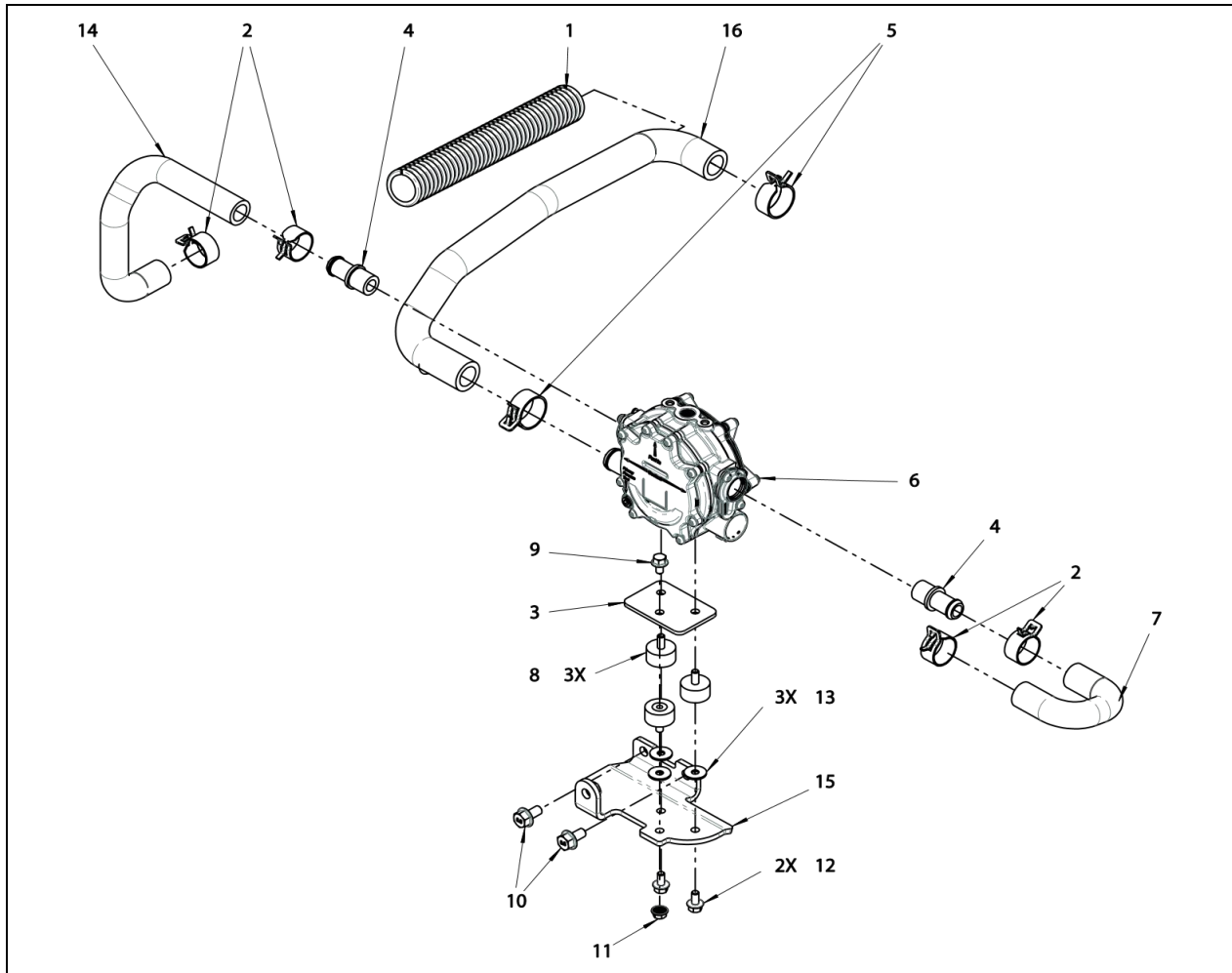
#	PART NUMBER	DESCRIPTION	QTY	A	B	C	D
1	76500685	O-RING	1	X	X	X	X
2	76502393	O-RING	1	X	X	X	X
3	76502394	O-RING	1	X	X	X	X
4	76502392	FITTING	1	X	X	X	X
5	76502333	ADAPTER	1	X	X	X	X
6	76502391	ADAPTER	1	X	X	X	X

EPR



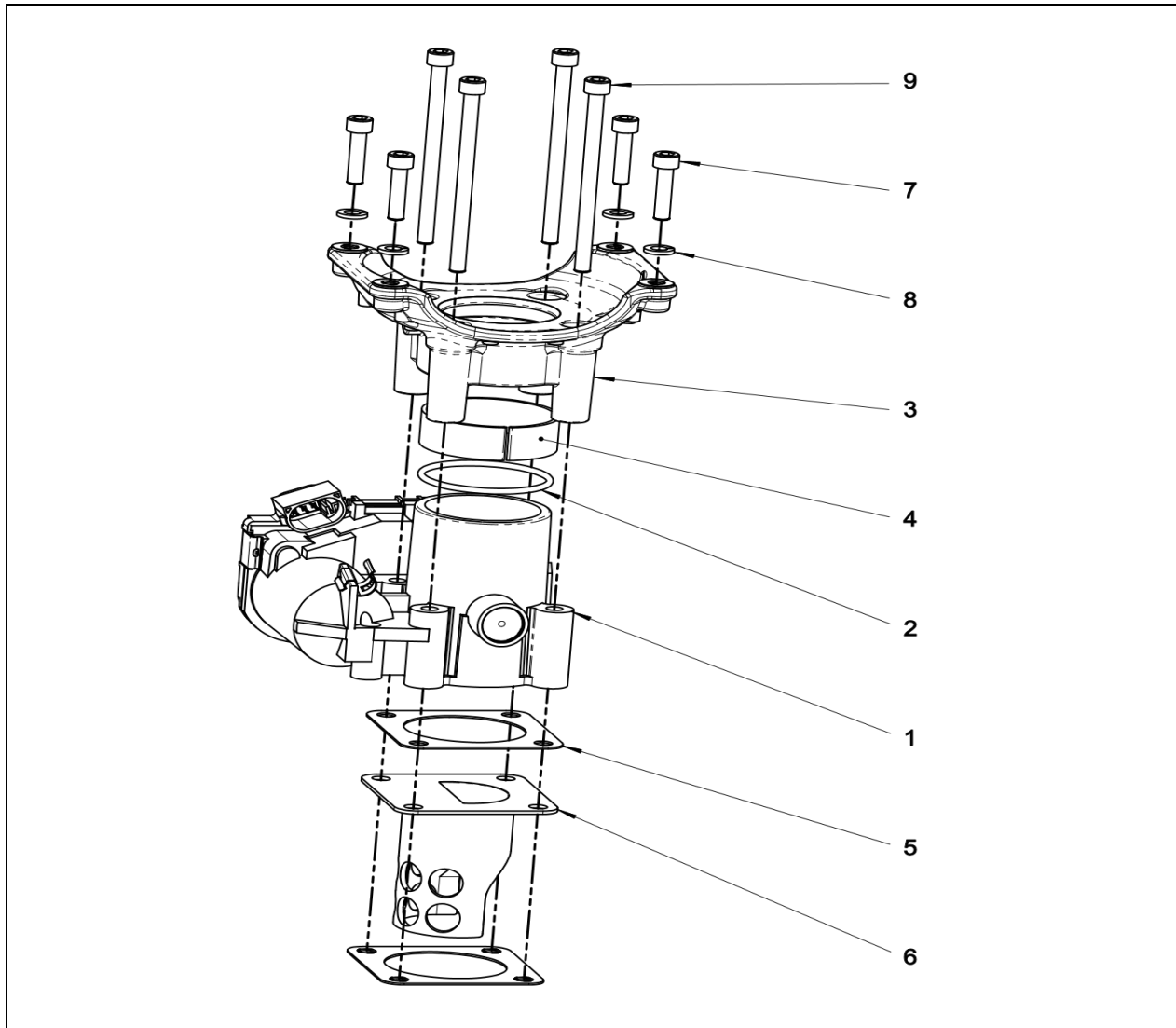
#	PART NUMBER	DESCRIPTION	QTY	A	B	C	D
1	76500690	PLUG	1	X	X	X	X
2	76500689	EPR	1	X	X	X	X
3	76500688	FITTING	1	X	X	X	X
4	76502331	MIXER *	4	X	X	X	X
5	76001356	BOLT	4	X	X	X	X
6	76500691	STUD	4	X	X	X	X
7	76500645	NUT	4	X	X	X	X
*	765002678	MIXER REPAIR KIT	1				

VAPORIZER



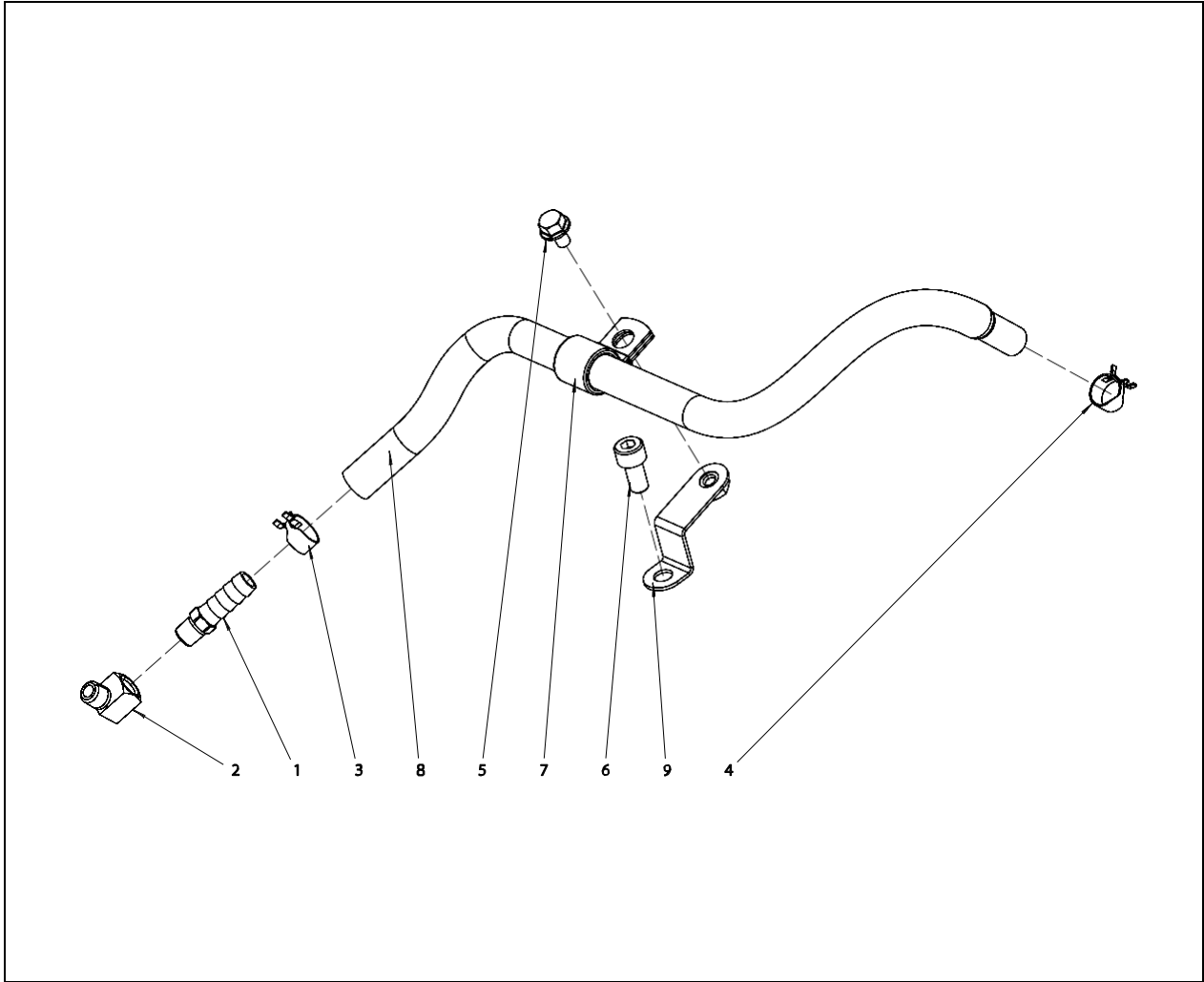
#	PART NUMBER	DESCRIPTION	QTY	A	B	C	D
1	76502373	LOOM	10 IN	X	X	X	X
2	76500680	CLAMP	4	X	X	X	X
3	76501026	VAPORIZER BRACKET	1	X	X	X	X
4	76500701	FITTING	2	X	X	X	X
5	76500681	CLAMP	2	X	X	X	X
6	76502698	REGULATOR *	1	X	X	X	X
7	76502379	HOSE	1	X	X	X	X
8	76502307	VIBRATION MOUNT	3	X	X	X	X
9	76500670	BOLT	1	X	X	X	X
10	76500641	BOLT	2	X	X	X	X
11	76500639	NUT	1	X	X	X	X
12	76502378	BOT	2	X	X	X	X
13	76502377	WASHER	3	X	X	X	X
14	76502375	HOSE	1	X	X	X	X
15	76502374	BRACKET	1	X	X	X	X
16	76502376	FUEL HOSE	1	X	X	X	X
*	76502699	REGULATOR REPAIR KIT	1				

THROTTLE BODY AND MIXER



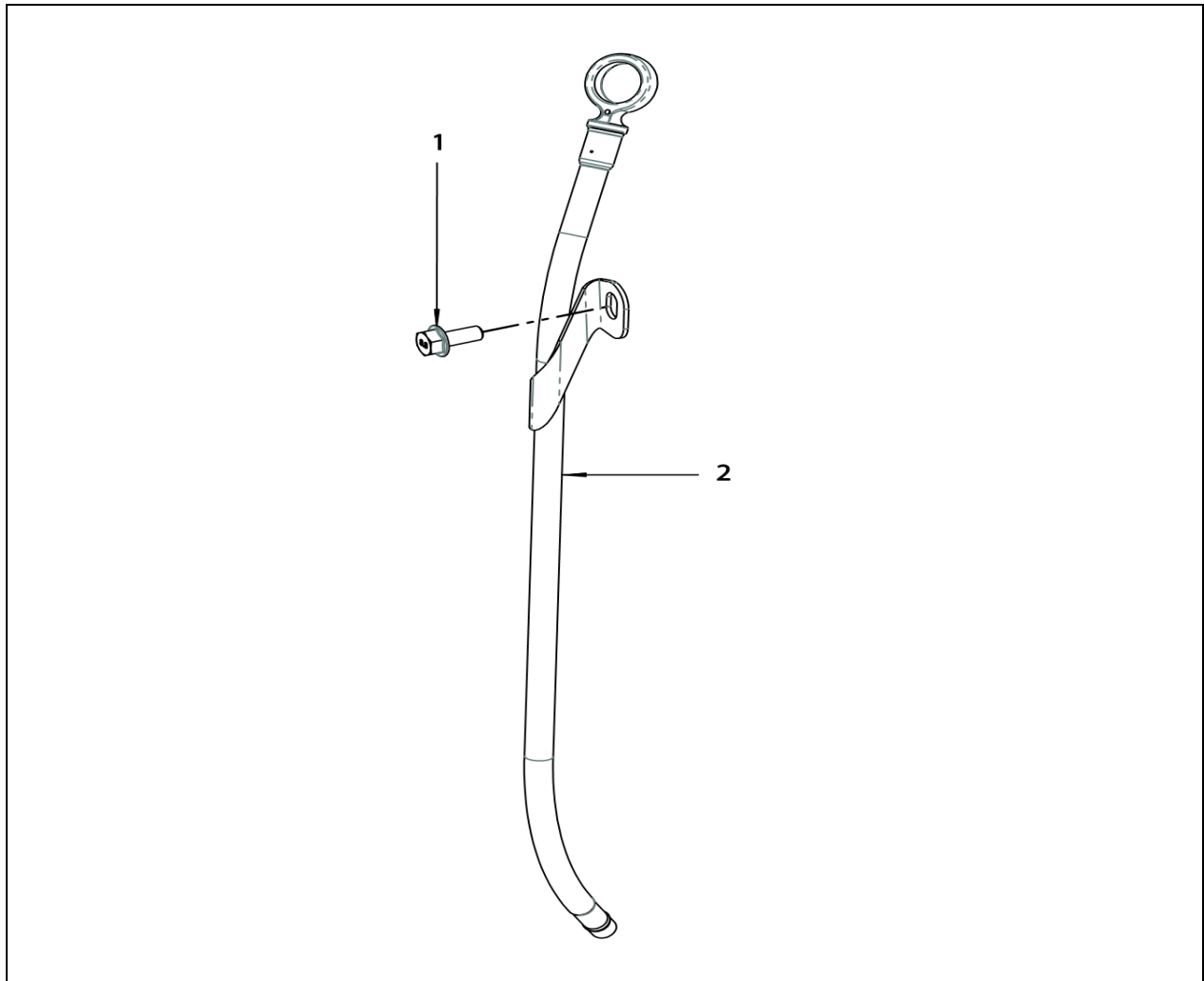
#	PART NUMBER	DESCRIPTION	QTY	A	B	C	D
1	76502317	THROTTLE BODY	1	X	X	X	X
2	76502318	O-RING	1	X	X	X	X
3	76502319	ADAPTER	1	X	X	X	X
4	76502320	SPACER	1	X	X	X	X
5	76502321	THROTTLE BODY GASKET	2	X	X	X	X
6	76502382	INTAKE BAFFLE	1	X	X	X	X
7	76502322	BOLT	4	X	X	X	X
8	76502323	WASHER	4	X	X	X	X
9	76502383	BOLT	4	X	X	X	X

FOUL AIR HOSE



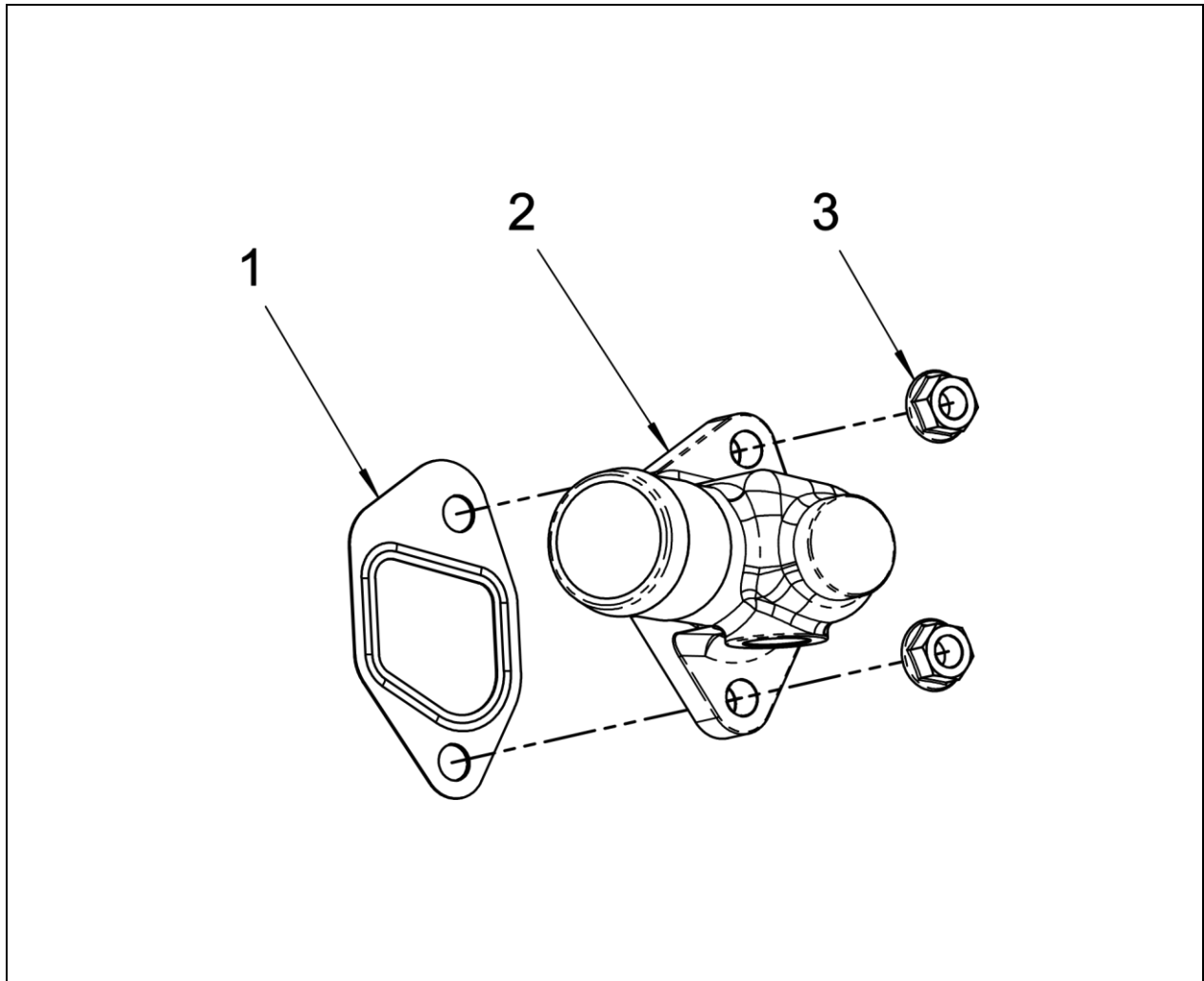
#	PART NUMBER	DESCRIPTION	QTY	A	B	C	D
1	76502324	FITTING	1	X	X	X	X
2	76502325	FITTING	1	X	X	X	X
3	76500679	CLAMP	1	X	X	X	X
4	76502351	CLAMP	1	X	X	X	X
5	76500670	BOLT	1	X	X	X	X
6	76502326	BOLT	1	X	X		
7	76501136	CLAMP	1	X	X	X	X
8	76502294	FOUL HOSE	1	X	X	X	X
9	76502289	BRACKET	1	X	X	X	X

DIPSTICK AND TUBE



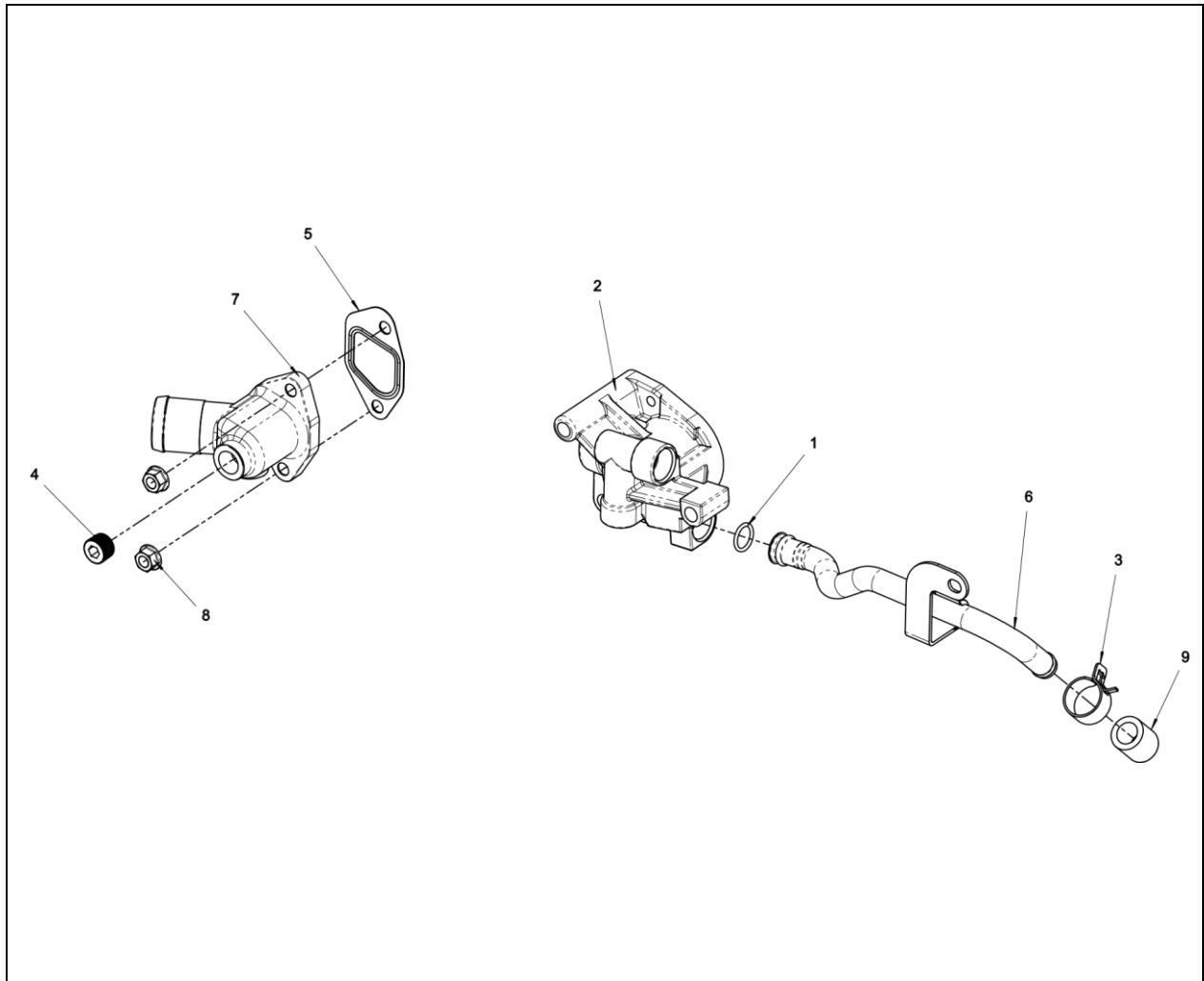
#	PART NUMBER	DESCRIPTION	QTY	A	B	C	D
1	76501095	BOLT	1	X	X	X	X
2	76502677	DIPSTICK AND TUBE ASSEMBLY	1	X	X	X	X

WATER OUTLET



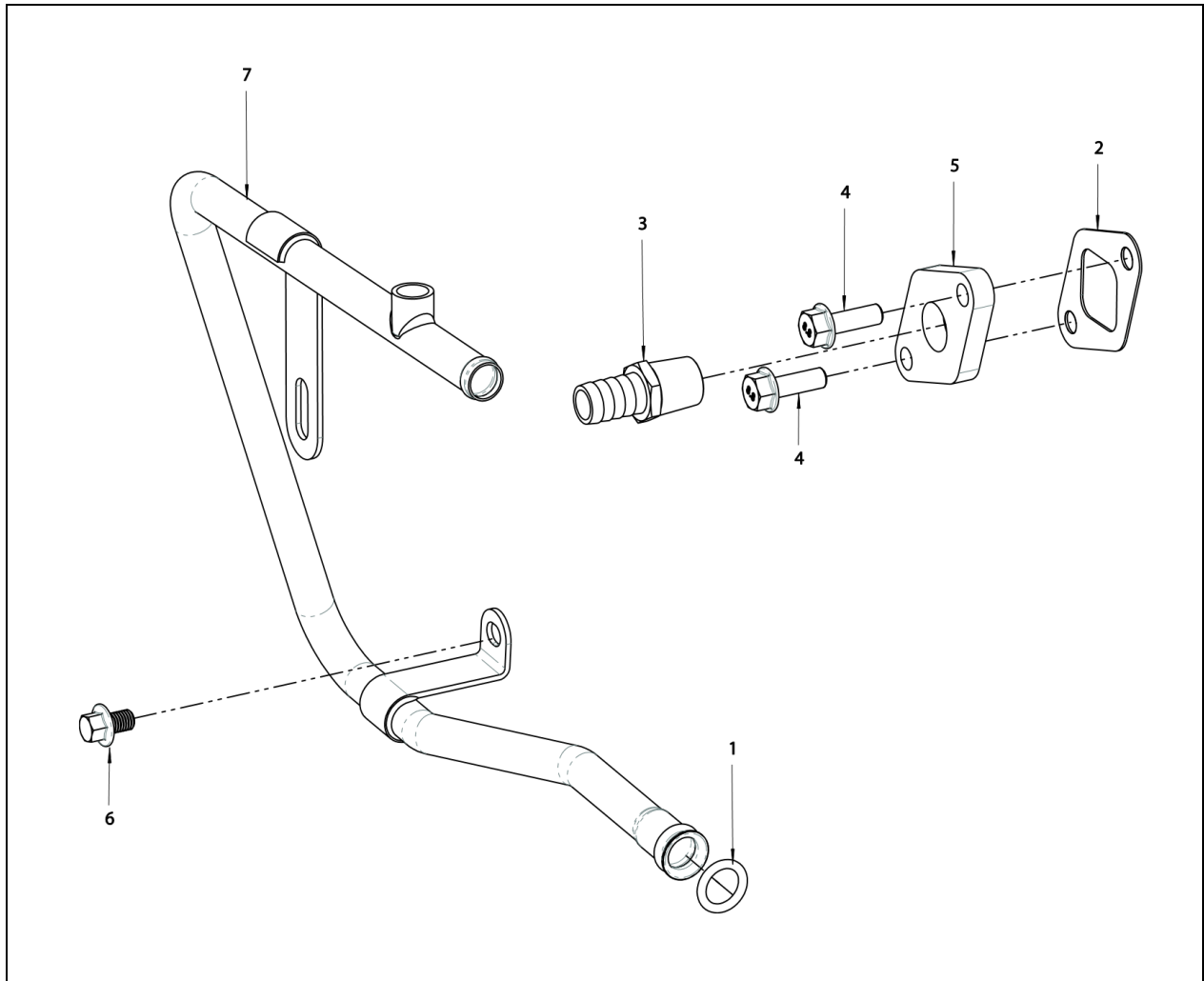
#	PART NUMBER	DESCRIPTION	QTY	A	B	C	D
1	76502336	GASKET	1	X		X	
2	76502335	WATER OUTLET	1	X		X	
3	76001645	NUT	2	X		X	

COOLANT CAB HEATER



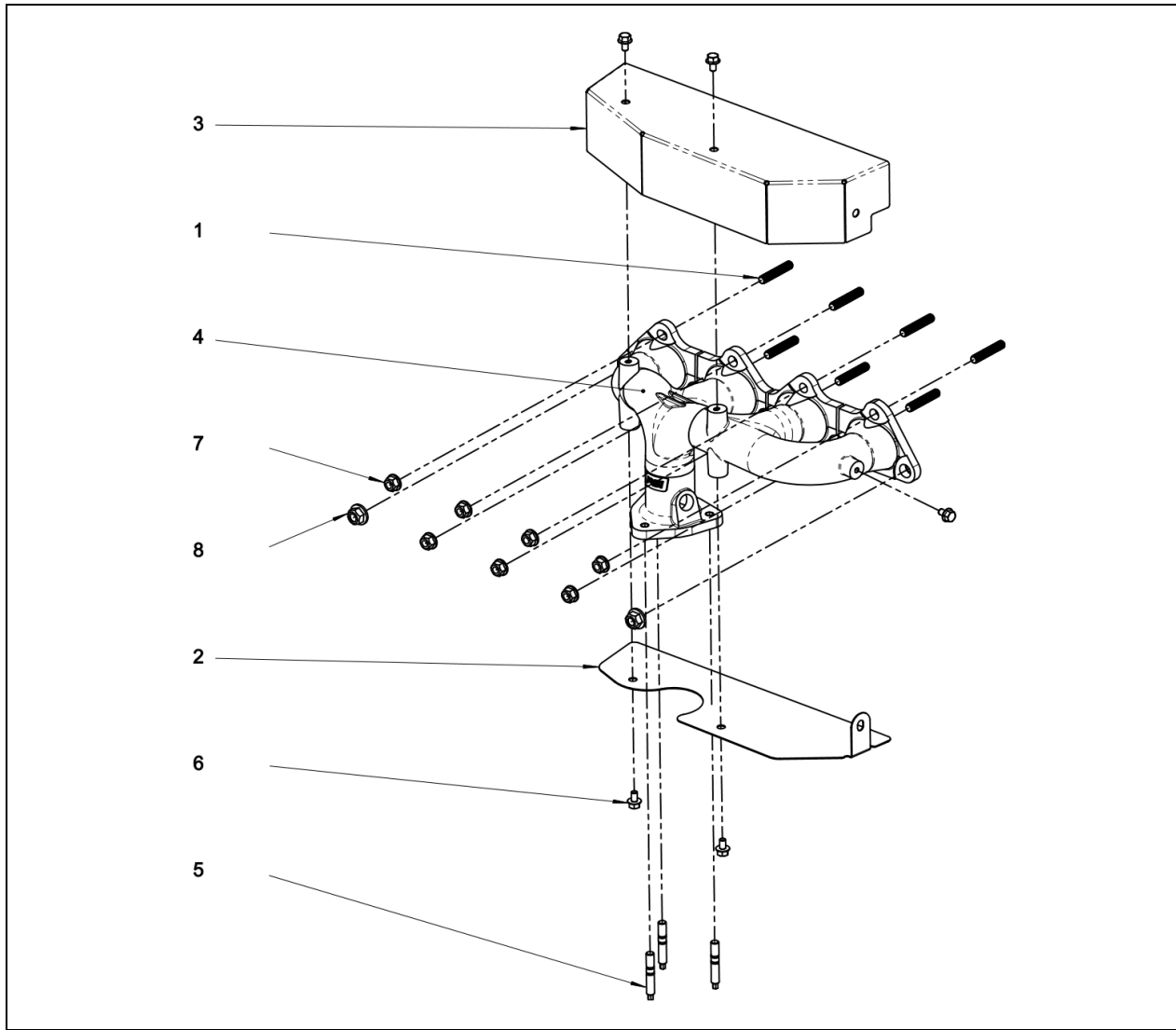
#	PART NUMBER	DESCRIPTION	QTY	A	B	C	D
1	76502339	O-RING	1		X		X
2	76502605	THERMOSTAT HOUSING	1		X		X
3	76500680	CLAMP	1		X		X
4	76502604	PLUG	1		X		X
5	76502336	GASKET	1		X		X
6	76502606	TUBE	1		X		X
7	76502667	WATER OUTLET	1		X		X
8	76001645	NUT	2		X		X
9	76502599	CAP	1		X		X

COOLANT CIRCUIT



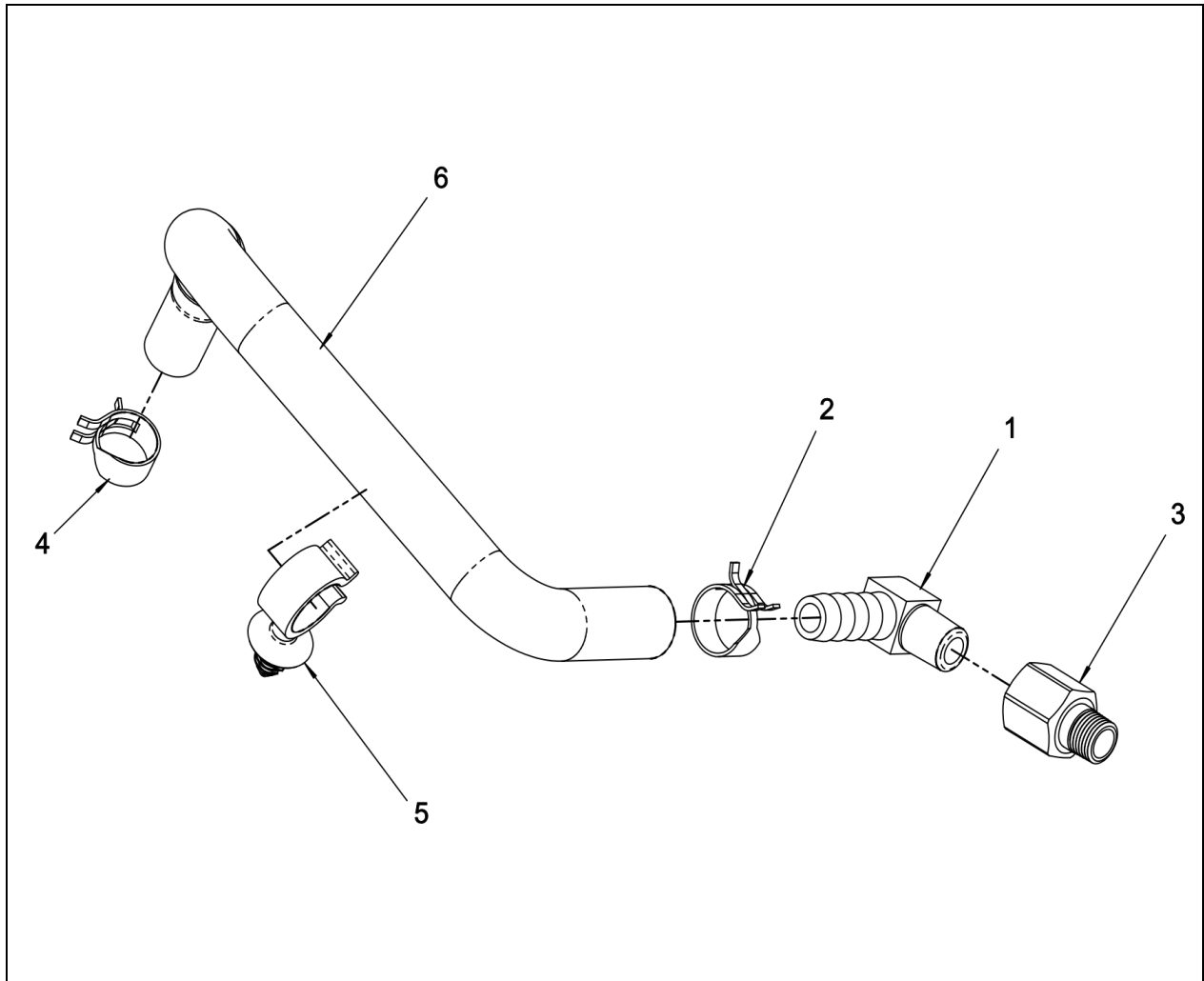
#	PART NUMBER	DESCRIPTION	QTY	A	B	C	D
1	76502339	O-RING	1	X	X	X	X
2	76502338	SUPPLY GASKET	1	X	X	X	X
3	76500697	FITTING	1	X	X	X	X
4	76502337	BOLT	2	X	X	X	X
5	76502380	PLATE	1	X	X	X	X
6	76502381	BOLT	1	X	X	X	X
7	76502585	COOLANT TUBE	1	X	X	X	X

EXHAUST MANIFOLD



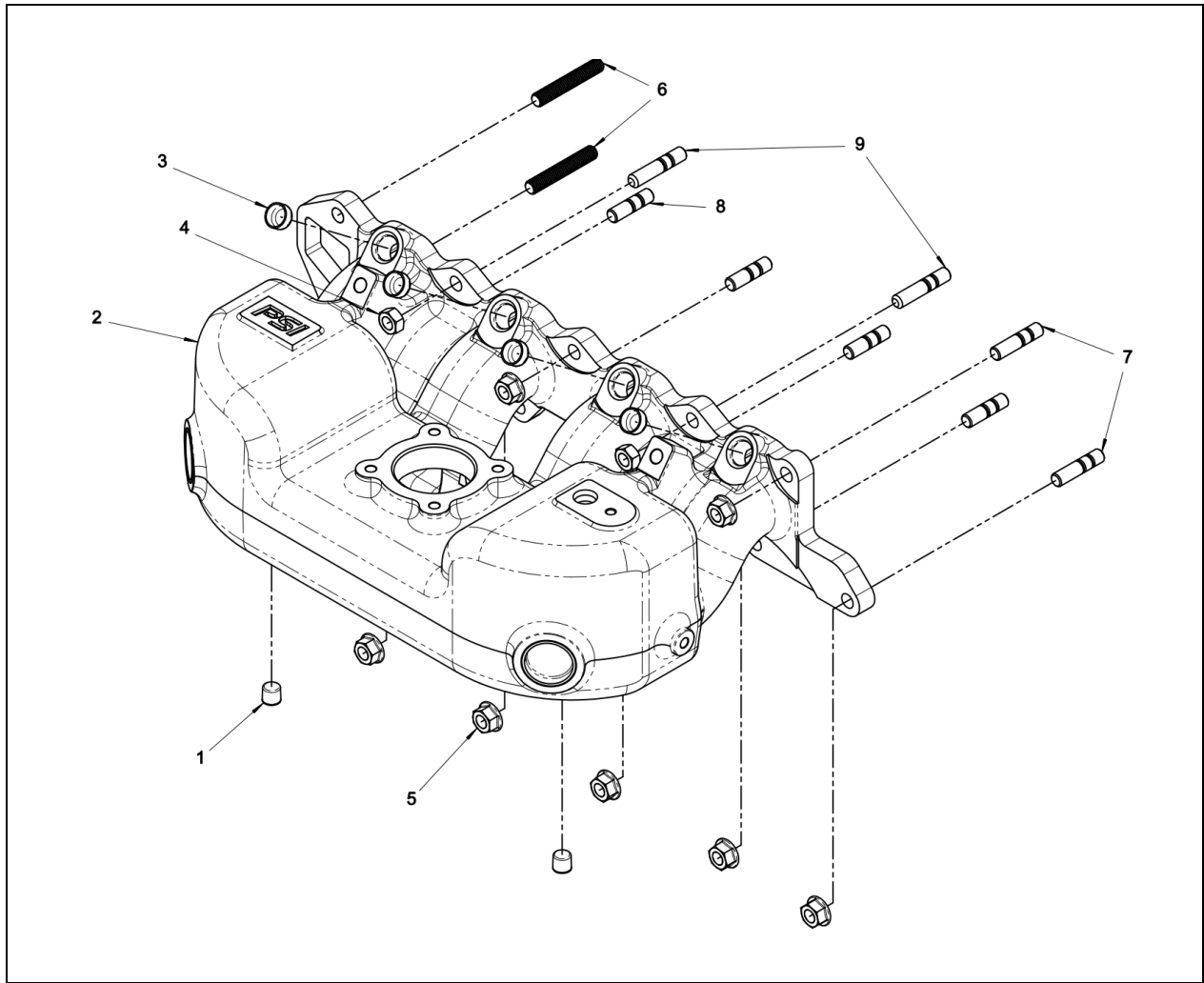
#	PART NUMBER	DESCRIPTION	QTY	A	B	C	D
1	76502350	STUD	7	X	X	X	X
2	76502345	LOWER HEAT SHIELD	1	X	X	X	X
3	76502346	UPPER HEAT SHIELD	1	X	X	X	X
4	76502347	EXHAUST MANIFOLD	1	X	X	X	X
5	76502334	STUD	3	X	X	X	X
6	76500670	BOLT	5	X	X	X	X
7	76502403	NUT	7	X	X	X	X
8	76502348	NUT	2	X	X	X	X

FRESH AIR HOSE



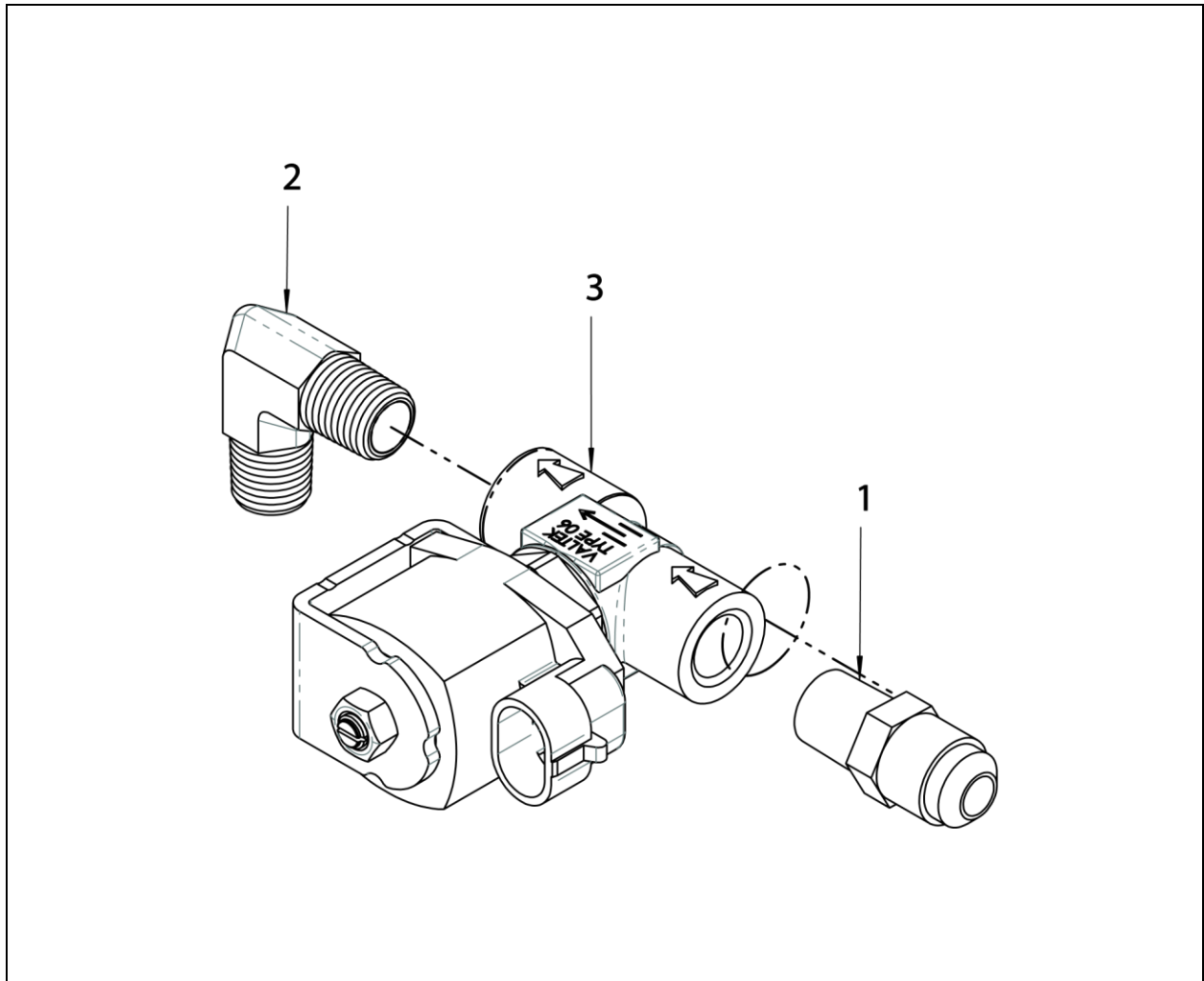
#	PART NUMBER	DESCRIPTION	QTY	A	B	C	D
1	76502327	FITTING	1	X	X	X	X
2	76500679	CLAMP	1	X	X	X	X
3	76502328	NIPPLE	1	X	X	X	X
4	76502351	CLAMP	1	X	X	X	X
5	76502329	CLIP	1	X	X	X	X
6	76502352	HOSE	1	X	X	X	X

INTAKE MANIFOLD




#	PART NUMBER	DESCRIPTION	QTY	A	B	C	D
1	76500690	PLUG	2	X	X	X	X
2	76502395	INTAKE MANIFOLD	1	X	X	X	X
3	76502396	PLUG	4			X	X
4	76502340	NUT	2	X	X	X	X
5	76001645	NUT	7	X	X	X	X
6	76502341	STUD	2	X	X	X	X
7	76502342	STUD	2	X	X	X	X
8	76502343	STUD	4	X	X	X	X
9	76502344	STUD	2	X	X	X	X

LOCK OFF VALVE WITHOUT FILTER



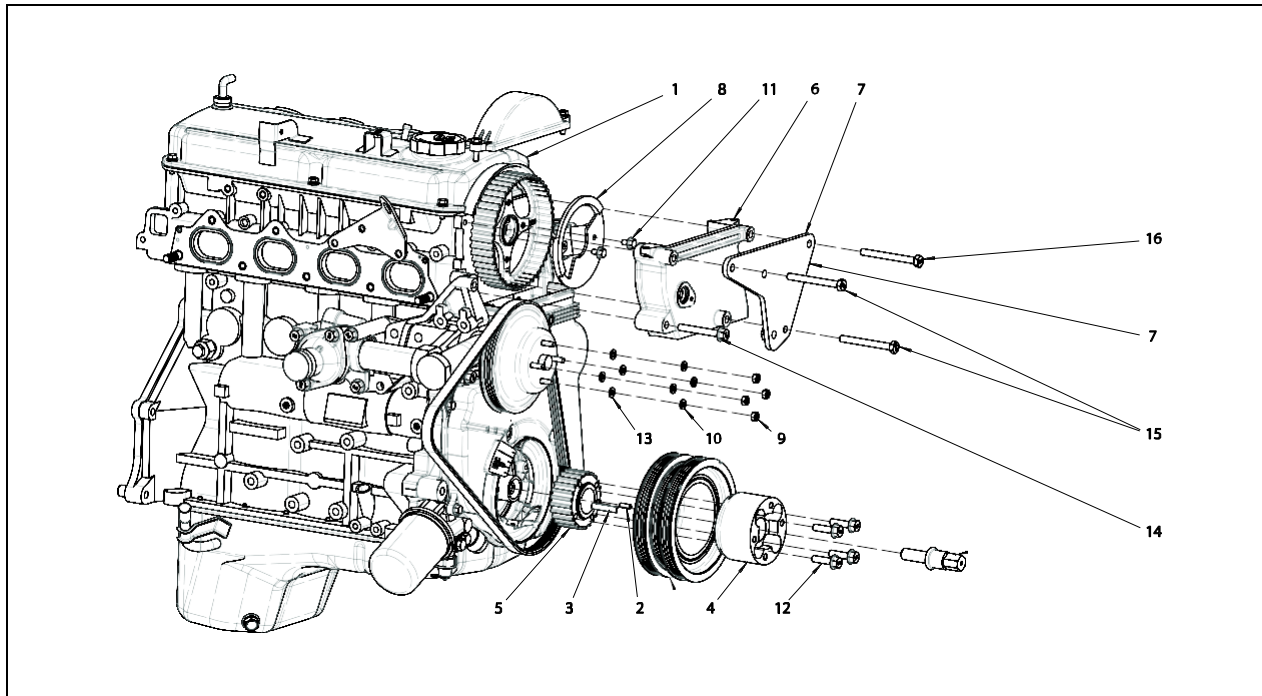
#	PART NUMBER	DESCRIPTION	QTY	A	B	C	D
1	76500662	FITTING	1	X	X	X	X
2	76500663	FITTING	1	X	X	X	X
3	76502305	LOCK OFF VALVE	1	X	X	X	X

CATALYST



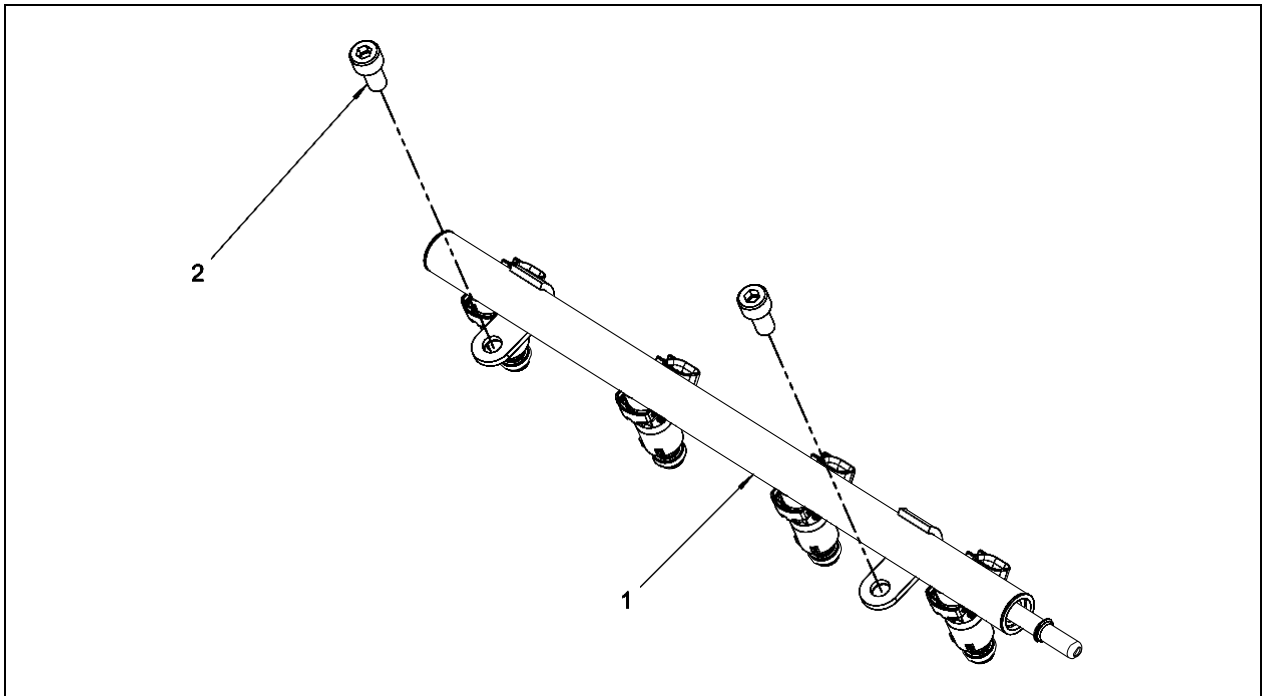
#	PART NUMBER	DESCRIPTION	QTY	A	B	C	D
1	76502404	SUBSTRATE	1	X	X	X	X
3	76502303	INLET GASKET	1	X	X	X	X
4	76502304	OUTLET GASKET	1	X	X	X	X

AXIAL PTO



#	PART NUMBER	DESCRIPTION	QTY	A	B	C	D
1	76502768	ENGINE- SERVICEABLE	1	X	X	X	X
2	76502365	PIN	1	X	X	X	X
3	76502302	SHIM	1	X	X	X	X
4	76501578	ADAPTER	1	X	X	X	X
5	76502278	SPROCKET	1	X	X	X	X
6	76502366	TIMING COVER	1	X	X	X	X
7	76502279	BRACKET	1	X	X	X	X
8	76502315	CAM WHEEL SENSOR	1	X	X	X	X
9	76502371	NUT	4	X	X	X	X
10	76502323	WASHER	4	X	X	X	X
11	76500670	SCREW	2	X	X	X	X
12	76501094	SCREW	4	X	X	X	X
13	76502370	WASHER	4	X	X	X	X
14	76502369	SCREW	1	X	X	X	X
15	76502367	BOLT	2	X	X	X	X
16	76502368	BOLT	1	X	X	X	X

FUEL RAIL



#	PART NUMBER	DESCRIPTION	QTY	A	B	C	D
1	76502607	FUEL RAIL	1	X	X	X	X
2	76502326	BOLT	2	X	X	X	X

SHIP LOOSE

NO IMAGE AVAILABLE

#	PART NUMBER	DESCRIPTION	QTY	A	B	C	D
1	76501134	O2 SENSOR	1	X	X	X	X
2	76502303	CATALYST INLET GASKET	1	X	X	X	X
3	76502304	CATALYST OUTLET GASKET	1	X	X	X	X
4	76502330	EXHAUST MANIFOLD GASKET	1	X	X	X	X
5	76502592	BOLT	2	X	X	X	X
6	76502586	FUEL PUMP MANIFOLD	1	X	X	X	X