

PARTS MANUAL

**H2.0-H3.5FT
(N177)**

CUSTOMER EDITION

HYSTER

SECTIONS

1	FRAME
2	ENGINE ASSEMBLY - MAZDA
3	ENGINE ASSEMBLY-KUBOTA
4	ENGINE ASSEMBLY - YANMAR
5	FUEL SYSTEM
6	ELECTRICAL SYSTEM
7	TRANSMISSION
8	DRIVE AXLE
9	STEERING SYSTEM
10	BRAKE SYSTEM
11	HYDRAULIC SYSTEM
12	MAST-TWO STAGE LIMITED FREE-LIFT
13	MAST-TWO STAGE FULL FREE-LIFT
14	MAST-THREE STAGE FULL FREE-LIFT
15	OPTIONS
16	FIELD CONVERSION KITS
17	NUMERICAL INDEX

This Parts Manual is divided into 17 major sections which are listed above. Quick reference to these sections can be made by placing the right thumb on the tab of the desired section, bending the book back and thumbing the pages to the corresponding tab.

TABLE OF CONTENTS

DESCRIPTION	PAGE
A	
ACCUMULATOR AND ATTACHING PARTS	15-16
ADD ON OPTION KITS	
ADD ON TELEMETRY KITS	16-5
AIR FILTER ASSEMBLY	
MAZDA-LPG AND YANMAR-DIESEL	5-10
AIR INTAKE AND FILTER SYSTEM	
KUBOTA 2.5L LPG	5-8
MAZDA 2.2L - LPG	5-2
YANMAR 2.6L 3.0L AND 3.3L - WITH AUXILIARY INTAKE SILENCER	5-6
YANMAR 2.6L, 3.0L AND 3.3L DIESEL - WITHOUT AUXILIARY INTAKE SILENCER	5-4
AIR INTAKE SYSTEM	
PRE-CLEANER AND DUCT	5-11
ALTERNATOR AND MOUNTING	
YANMAR 2.6L, 3.0L AND 3.3L - DIESEL	6-16
ALTERNATOR AND PULLEY ASSEMBLY	
KUBOTA 2.5L	3-38
ARMREST ASSEMBLY	
MINI-LEVER MODULES - FULL SUSPENSION SEAT	1-46
AUXILIARY ONE AND TWO	
MANUAL CONTROL VALVE - THREE AND FOUR FUNCTION	11-40
AUXILIARY QUICK DISCONNECT MANIFOLD AND HOSES	
THREE STAGE FULL FREE-LIFT (DUAL AUXILIARY WITH E-HYDRAULICS - THREE AND FOUR FUNCTION)	15-36
THREE STAGE FULL FREE-LIFT (SINGLE AUXILIARY WITH E-HYDRAULICS - THREE FUNCTION)	15-32
THREE STAGE FULL FREE-LIFT (SINGLE AUXILIARY WITH INTEGRAL SIDE-SHIFT AND E- HYDRAULICS) - FOUR FUNCTION	15-34
TWO STAGE LIMITED FREE-LIFT (DUAL AUXILIARY WITH E-HYDRAULICS) - THREE AND FOUR FUNCTION	15-30
TWO STAGE LIMITED FREE-LIFT (SINGLE AUXILIARY WITH E-HYDRAULICS) - THREE FUNCTION)	15-26
TWO STAGE LIMITED FREE-LIFT (SINGLE AUXILIARY WITH INTEGRAL SIDE-SHIFT AND E- HYDRAULICS) - FOUR FUNCTION	15-28
AUXILIARY TUBES	
THREE STAGE FULL FREE-LIFT - MANUAL AND E-HYDRAULICS VALVE WITH QUICK DISCONNECT)	15-22
THREE STAGE FULL FREE-LIFT - MANUAL AND E-HYDRAULICS VALVE WITHOUT QUICK DISCONNECT	15-24
TWO STAGE LIMITED FREE LIFT - WITH MANUAL AND E-HYDRAULICS VALVE WITHOUT QUICK DISCONNECT	15-18
TWO STAGE LIMITED FREE LIFT - MANUAL AND E-HYDRAULIC VALVE WITH QUICK DISCONNECT)	15-20
AUXILLIARY HOSES	
THREE STAGE FULL FREE LIFT - TWO STAGE LIMITED FREE-LIFT	11-20
AXLE HOUSING	
WET BRAKE (→ PENDING PER ECN 155240)	8-14
WET BRAKE (PENDING PER ECN 155240 →)	8-28

TABLE OF CONTENTS (continued)

DESCRIPTION	PAGE
B	
BACK-UP ALARM	15-6
BATTERY CABLES	
2.5L LPG	6-20
BEVEL GEAR	
WET BRAKE (→ PENDING PER ECN 155240)	8-16
WET BRAKE (PENDING PER ECN 155240 →)	8-30
BOLT ON CAB WITH STANDARD (HIGH) OVERHEAD GUARD	
FRONT SCREEN WITH WIPER/WASHER - PAGE 1 OF 2	1-88
FRONT SCREEN WITH WIPER/WASHER - PAGE 2 OF 2	1-90
PVC DOORS	1-94
REAR SCREEN WITH WIPER/WASHER - PAGE 1 OF 2	1-96
REAR SCREEN WITH WIPER/WASHER - PAGE 2 OF 2	1-98
TOP SCREEN	1-92
BRAKE ASSEMBLY	
DRY BRAKE	10-6
BRAKE COOLING SYSTEM	
SINGLE AND DUAL PEDAL WET BRAKE - WITH DUAL SPEED TRANSMISSION	10-10
SINGLE AND DUAL PEDAL WET BRAKE - WITH SINGLE SPEED TRANSMISSION	10-12
BRAKE LINKAGE	
DUAL PEDAL - DRY BRAKE	10-4
DUAL PEDAL - WET BRAKE	10-16
SINGLE PEDAL - DRY BRAKE	10-2
SINGLE PEDAL - WET BRAKE	10-14
BRAKE MASTER CYLINDER ASSEMBLY	
DRY BRAKE	10-9
WET BRAKE	10-18
C	
CAMSHAFT AND DRIVE GEAR	
YANMAR 2.6L , 3.0L AND 3.3L, DIESEL	4-24
CAMSHAFT AND VALVES	
MAZDA 2.2L LPG	2-30
CAMSHAFT ASSEMBLY	
KUBOTA 2.5L	3-46
CARRIAGE	
THREE STAGE FULL FREE-LIFT	14-30
TWO STAGE FULL FREE-LIFT	13-22
TWO STAGE LIMITED FREE-LIFT	12-20
CONTROL VALVE ASSEMBLY	
LOW PRESSURE	7-28
MANUAL CONTROL - THREE AND FOUR FUNCTION	11-30
CONTROL VALVE LOCKOUT GROUP	
MANUAL CONTROL VALVE	11-32
CONVERSION KIT	
COOLING SYSTEM	
KUBOTA 2.5L	3-52
MAZDA 2.2L SQUARE WAVE RADIATOR - ELECTRONIC TRANSMISSION, EXTERNAL OIL COOLER, OR WET BRAKE	2-6

TABLE OF CONTENTS (continued)

DESCRIPTION	PAGE
MAZDA 2.2L, SERPENTINE RADIATOR - BASIC POWERSHIFT TRANSMISSION	2-2
MAZDA 2.2L, SQUARE WAVE RADIATOR - BASIC POWERSHIFT TRANSMISSION	2-4
YANMAR 2.6L , 3.0L AND 3.3L, DIESEL, SQUARE WAVE RADIATOR - WITH INTERNAL OIL COOLER	4-2
YANMAR 2.6L, 3.0L AND 3.3L, DIESEL, SQUARE WAVE RADIATOR - WITH EXTERNAL OIL COOLER	4-4
COUNTER/REVERSE CLUTCH	
DUAL SPEED TRANSMISSION	7-36
SINGLE SPEED TRANSMISSION	7-26
COUNTERWEIGHT	1-3
COVER ASSEMBLY	
KUBOTA 2.5L	3-30
COWL ELECTRICAL	
ELECTRO-HYDRAULIC	6-14
MANUAL HYDRAULIC - WITH OPERATOR PRESENCE SYSTEM	6-12
COWL MOUNT	1-18
CRANKSHAFT AND PISTON ASSEMBLY	
KUBOTA 2.5L	3-26
CRANKSHAFT AND PISTONS	
MAZDA 2.2L LPG	2-32
YANMAR 2.6L , 3.0L AND 3.3L, DIESEL	4-26
CRANKSHAFT BEARING ASSEMBLY	
KUBOTA 2.5L	3-24
CYLINDER BLOCK	
MAZDA 2.2L LPG	2-18
YANMAR 2.6L , 3.0L AND 3.3L, DIESEL	4-14
CYLINDER BLOCK ASSEMBLY	
KUBOTA 2.5L	3-12
CYLINDER HEAD	
MAZDA 2.2L LPG	2-20
YANMAR 2.6L , 3.0L AND 3.3L, DIESEL	4-10
CYLINDER HEAD ASSEMBLY	
KUBOTA 2.5L	3-16
CYLINDER HEAD COVER ASSEMBLY	
KUBOTA 2.5L	3-18
D	
DASH PANEL AND STEERING COLUMN COVER	1-14
DIFFERENTIAL	
DRY BRAKE	8-10
WET BRAKE (→ PENDING PER ECN 155240)	8-18
WET BRAKE (PENDING PER ECN 155240 →)	8-32
DIPSTICK TUBE ASSEMBLY	
KUBOTA 2.5L	3-21
DRIVE AXLE	
DRY BRAKE - SHEET 1 OF 3	8-4
DRY BRAKE - SHEET 2 OF 3	8-6
DRY BRAKE - SHEET 3 OF 3	8-8

TABLE OF CONTENTS (continued)

DESCRIPTION	PAGE
DRIVE AXLE AND ATTACHING PARTS	
DRY BRAKE	8-2
WET BRAKE (→ PENDING PER ECN 155240)	8-12
WET BRAKE (PENDING PER ECN 155240 →)	8-26
DRIVE TIRE AND WHEEL	
CSEASY SC20 (7.00-12)	8-45
PNEUMATIC RADIAL	8-42
SINGLE	8-38
SNAP-ON SOLID TIRE	8-44
WIDE TREAD	8-40
DUAL DRIVE WHEELS AND TIRES	8-46
E	
ECU ASSEMBLY	
KUBOTA 2.5L	3-44
ELECTRICAL SYSTEM	
RH CHASSIS	6-10
ELECTRONIC PRESSURE REGULATOR ASSEMBLY	
MAZDA 2.2L LPG	5-20
ELECTRONIC PRESSURE REGULATOR KIT	
MAZDA 2.2L LPG	5-22
ELECTRONIC VALVE AUXILIARY ONE SECTION	
THREE AND FOUR FUNCTION	11-52
ELECTRONIC VALVE AUXILIARY TWO SECTION	
FOUR FUNCTION	11-54
ELECTRONIC VALVE LIFT SECTION	
WITH VARIABLE DISPLACEMENT PUMP	11-48
ELECTRONIC VALVE OUTLET SECTION	
THREE AND FOUR FUNCTION	11-56
ELECTRONIC VALVE TILT SECTION	
THREE AND FOUR FUNCTION	11-50
ELECTRONIC VALVE TRANSITION SECTION	
WITH VARIABLE DISPLACEMENT PUMP	11-46
ENGINE COOLING	
MAZDA 2.2L LPG	2-34
YANMAR 2.6L , 3.0L AND 3.3L, DIESEL	4-28
ENGINE ELECTRICAL COMPONENTS	
MAZDA 2.2L, LPG	6-4
ENGINE ELECTRICAL SYSTEM	
YANMAR DIESEL	6-6
ENGINE MOUNT	
KUBOTA 2.5L LPG	3-8
ENGINE MOUNTING	2-16
YANMAR 2.6L , 3.0L AND 3.3L, DIESEL	4-8
ENGINE WIRE HARNESS AND ATTACHING PARTS	
2.5L KUBOTA LPG - TWO SPEED TRANSMISSION	6-42
2.5L KUBOTA LPG - SINGLE SPEED TRANSMISSION	6-44
EXHAUST MANIFOLD	
MAZDA 2.2L LPG	2-24

TABLE OF CONTENTS (continued)

DESCRIPTION	PAGE
EXHAUST MANIFOLD ASSEMBLY	
KUBOTA 2.5L	3-36
EXHAUST SYSTEM	
MAZDA 2.2L LPG - WITHOUT CATALYTIC CONVERTER	2-8
MAZDA 2.2L LPG - WITH CATALYTIC CONVERTER	2-10
WITH CATALYTIC CONVERTER - KUBOTA 2.5L	3-4
WITHOUT CATALYTIC CONVERTER - KUBOTA 2.5L	3-6
YANMAR 2.6L , 3.0L AND 3.3L, DIESEL - WITH VERTICAL MUFFLER	4-6
F	
FAN ASSEMBLY	
MAZDA	2-14
YANMAR DIESEL	4-9
FAN PULLEY ASSEMBLY	
KUBOTA 2.5L	3-43
FENDER EXTENSIONS	1-16
FIRE EXTINGUISHER	15-8
FLANGE BREATHER ASSEMBLY	
KUBOTA 2.5L	3-28
FLOORPLATES AND COVERS	1-10
FLYWHEEL AND HOUSING	
MAZDA 2.2L LPG	2-12
YANMAR 2.6L , 3.0L AND 3.3L, DIESEL	4-22
FLYWHEEL HOUSING AND STARTER	
KUBOTA 2.5L LPG	3-10
FORK POSITIONER ASSEMBLY	15-54
FORKS	1-24
FORWARD CLUTCH, HIGH	
DUAL SPEED TRANSMISSION	7-34
FREE-LIFT	
TWO STAGE FULL FREE- LIFT	13-12
FREE-LIFT CYLINDER	
THREE STAGE FULL FREE-LIFT - F508-F563	14-22
TWO STAGE FULL FREE- LIFT	13-15
FREE-LIFT CYLINDER AND ATTACHING PARTS	
THREE STAGE FULL FREE-LIFT	14-10
FUEL FILTER AND WATER SEPARATOR	
YANMAR 2.6L , 3.0L AND 3.3L, DIESEL	5-26
FUEL INJECTION SYSTEM	
YANMAR 2.6L , 3.0L AND 3.3L, DIESEL	5-28
FUEL SUPPLY SYSTEM	
MAZDA 2.2L LPG	5-14
FUEL SYSTEM	
KUBOTA 2.5L LPG	5-38
MAZDA 2.2L LPG	5-12
YANMAR 2.6L , 3.0L AND 3.3L, DIESEL	5-24
FUEL SYSTEM HOSES AND ATTACHING PARTS	
MAZDA 2.2L LPG	5-16

TABLE OF CONTENTS (continued)

DESCRIPTION	PAGE
FUEL SYSTEM SENSORS	
MAZDA 2.2L LPG	6-17
FULL SUSPENSION SEAT	
RECLINER AND DAMPER KITS - SHEET 2 OF 3	1-36
SERVICE KITS FOR NON SWIVEL AND SWIVEL - SHEET 3 OF 3	1-38
WITH ELECTRO-HYDRAULIC - SHEET 1 OF 3	1-28
WITH MANUAL HYDRAULIC - SHEET 1 OF 3	1-32
G	
GEAR CASE ASSEMBLY	
KUBOTA 2.5L - 280 MM FAN HEIGHT	3-50
GEAR HOUSING	
YANMAR 2.6L , 3.0L AND 3.3L, DIESEL	4-18
GEAR PUMP ASSEMBLY	
HIGH PRESSURE	11-10
LOW PRESSURE - CHAIN DRIVE OPTION	11-8
H	
HAND LEVERS	
FOUR FUNCTION - WITH DETENTED LEVERS	11-26
FOUR FUNCTION - WITHOUT DETENTED LEVERS	11-28
THREE FUNCTION - WITH DETENTED LEVERS	11-22
THREE FUNCTION - WITHOUT DETENTED LEVERS	11-24
HEADER HOSE AND ATTACHING PARTS	
TWO STAGE LIMITED FREE-LIFT	12-16
HEADER HOSE CONVERSION KITS	
HEADER HOSES	
TWO STAGE FULL FREE-LIFT	13-18
HEADER HOSES AND ATTACHING PARTS	
THREE STAGE FULL FREE-LIFT	14-26
HOOD ASSEMBLY	1-6
HYDRAULIC CONTROL VALVE	
ELECTRONIC VALVE ASSEMBLY - THREE AND FOUR FUNCTION-WITH VDP	11-44
HYDRAULIC FILTER	11-14
HYDRAULIC HOSES	
LIFT, TILT, AND AUXILIARY	11-16
HYDRAULIC SUPPLY AND RETURN	
WITH ALUMINUM TRANSMISSION - WITH CHAIN DRIVE	11-2
WITH VARIABLE DISPLACEMENT PUMP	11-4
I	
IGNITION COIL ASSEMBLY	
KUBOTA 2.5L	3-29
IMPACT SENSOR	6-28
INNER MAST	
THREE STAGE FULL FREE-LIFT	14-8
TWO STAGE FULL FREE- LIFT	13-4
TWO STAGE LIMITED FREE LIFT	12-4
INPUT/FORWARD CLUTCH	
SINGLE SPEED TRANSMISSION	7-24

TABLE OF CONTENTS (continued)

DESCRIPTION	PAGE
INPUT/FORWARD CLUTCH, LOW DUAL SPEED TRANSMISSION	7-38
INSTRUMENT CLUSTER	6-30
INTAKE AND EXHAUST MANIFOLD YANMAR 2.6L , 3.0L AND 3.3L, DIESEL	4-16
INTAKE MANIFOLD MAZDA 2.2L LPG	2-22
INTAKE MANIFOLD ASSEMBLY KUBOTA 2.5L	3-34
INTEGRAL SIDE-SHIFT FORK POSITIONER - TWO STAGE LIMITED FREE-LIFT	15-50
FORK POSITIONER - THREE STAGE FULL FREE-LIFT	15-52
INTEGRAL SIDE-SHIFT CARRIAGE THREE STAGE FULL FREE-LIFT	15-40
TWO STAGE FULL FREE-LIFT	15-42
TWO STAGE LIMITED FREE-LIFT	15-38
INTEGRAL SIDE-SHIFT CYLINDER	15-48
INTEGRAL SIDE-SHIFT HYDRAULIC HOSES THREE STAGE FULL FREE LIFT	15-45
TWO STAGE FULL FREE- LIFT	15-46
TWO STAGE LIMITED FREE-LIFT	15-44
INTERMEDIATE MAST THREE STAGE FULL FREE-LIFT	14-6
L	
LABELS EXTERIOR	1-100
HYDRAULIC CONTROL LABELS - MANUAL HYDRAULIC	1-104
INTERIOR	1-102
LIFTING EYE	15-4
LIGHTS BRAKE, TAIL, BACKUP, SIDE, TURN SIGNALS, WORK, STROBE - WITH OVERHEAD GUARD	6-38
BRAKE, TAIL, BACKUP, SIDE, TURN SIGNALS, WORK, STROBE - WITH CAB	6-40
LOAD BACKREST EXTENSION	1-26
LOAD WEIGH ELECTRICAL	6-26
LPG BRACKET ASSEMBLY SWING OUT DROP DOWN WITH TWIN STEEL STRAPS (S/N N177B01665M →)	5-46
SWING OUT WITH FABRIC STRAP	5-50
SWING OUT, DROP DOWN WITH FABRIC STRAP	5-52
LPG FUEL GROUP KUBOTA PREMIUM LOW FUEL SENSOR - SECTION 1 OF 2	5-39
PREMIUM LOW FUEL SENSOR - SECTION 2 OF 2	5-40
STANDARD LOW FUEL SENSOR - SECTION 1 OF 2	5-42
STANDARD LOW FUEL SENSOR - SECTION 2 OF 2	5-44
LUBRICATION SYSTEM YANMAR 2.6L , 3.0L AND 3.3L, DIESEL	4-30

TABLE OF CONTENTS (continued)

DESCRIPTION	PAGE
M	
MAIN LIFT	
TWO STAGE FULL FREE- LIFT	13-6
TWO STAGE LIMITED FREE LIFT	12-6
MAIN LIFT CYLINDER	
THREE STAGE FULL FREE-LIFT	14-18
TWO STAGE LIMITED FREE LIFT	12-8
TWO STAGE LIMITED FREE LIFT - HIGH LIFT	12-12
MAIN LIFT CYLINDER - LH	
TWO STAGE FULL FREE- LIFT	13-10
MAIN LIFT CYLINDER - RH	
TWO STAGE FULL FREE- LIFT	13-8
MAIN LIFT CYLINDER AND ATTACHING PARTS	
THREE STAGE FULL FREE-LIFT	14-14
MANUAL VALVE ANTI STALL GROUP	
DUAL SPEED TRANSMISSION	11-36
SINGLE SPEED TRANSMISSION	11-34
MAP SENSOR	
MAZDA 2.2L, LPG	2-36
MAST ELECTRICAL	6-24
MINI LEVER MODULE LABELS	
HYDRAULIC CONTROL FUNCTIONS	1-106
MINI-LEVER CONTROLS	
WITH ARMREST - THREE FUNCTION	6-32
WITH ARMREST - FOUR FUNCTION	6-34
MINI-LEVER CONVERSION KITS	16-5
MIRRORS	
WITH CAB	15-9
WITH OVERHEAD GUARD	15-10
MIXER AND THROTTLE BODY ASSEMBLY	
MAZDA 2.2L LPG	5-18
MODULAR CAB	
2.5L KUBOTA LPG HEATER HOSES	1-84
AIR CONDITIONER	1-64
CONDENSER ASSEMBLY - CAB (WITH A/C)	1-82
FRAME AND ATTACHING PARTS - WITHOUT A/C	1-54
FRAME AND ATTACHING PARTS - WITH A/C	1-56
HEATER - WITHOUT A/C	1-63
HEATER - WITH A/C	1-66
INTERIOR PANELS	1-80
LH DOOR	1-58
MAZDA, LPG HEATER HOSES	1-86
PVC DOORS	1-68
RH DOOR AND HEATER ASSEMBLY	1-60
SLIDING REAR WINDOW	1-78
WINDOW - LEFT HAND DOOR	1-74
WINDOW - RIGHT HAND DOOR	1-76
WINDOWS AND WINDOW WIPER SYSTEM	1-70
WITH A/C	1-50

TABLE OF CONTENTS (continued)

DESCRIPTION	PAGE
WITHOUT A/C	1-48
YANMAR DIESEL HEATER HOSES	1-87
MODULAR CAB ATTACHING PARTS	
WITH A/C	1-52
O	
OIL COOLER ASSEMBLY	
KUBOTA 2.5L - 280 MM FAN HEIGHT	3-37
OIL FILTER ASSEMBLY	
KUBOTA 2.5L	3-20
OIL PAN	
YANMAR 2.6L , 3.0L AND 3.3L, DIESEL	4-20
OIL PAN ASSEMBLY	
KUBOTA 2.5L	3-14
OIL PUMP AND FILTER	
MAZDA 2.2L LPG	2-28
OIL PUMP ASSEMBLY	
KUBOTA 2.5L	3-22
OUTER MAST	
THREE STAGE FULL FREE LIFT	14-2
TWO STAGE FULL FREE LIFT	13-2
TWO STAGE LIMITED FREE-LIFT	12-2
OUTLET SECTION	
MANUAL CONTROL VALVE - THREE AND FOUR FUNCTION	11-42
OVERHEAD GUARD	1-4
P	
PARK BRAKE ASSEMBLY	10-20
PARKING BRAKE	
WET BRAKE (→ PENDING PER ECN 155240)	8-20
WET BRAKE (PENDING PER ECN 155240 →)	8-34
POWER DISTRIBUTION MODULE	6-18
S	
SEAT	
FULL SUSPENSION, HIGH BACK WITH LUMBAR ADJUSTMENT - SHEET 1 OF 2	1-40
FULL SUSPENSION, HIGH BACK WITH LUMBAR ADJUSTMENT - SHEET 2 OF 2	1-44
SEAT BELT SWITCH ADAPTER	6-36
SOUND ABATEMENT	
WITH CAB	1-22
WITHOUT CAB	1-20
STATOR SUPPORT HOUSING	
SINGLE SPEED, ALUMINUM CHAIN DRIVE	7-22
STEER AXLE	9-14
STEER CYLINDER	9-16
STEER TIRE AND WHEEL	
CSEASY SC20 (6.00-9)	9-22
STEER TIRES AND WHEELS	
H2.0-2.5FT (6.00 X 9.00)	9-18
H2.0-3.5FT (6.50 X 10)	9-20

TABLE OF CONTENTS (continued)

DESCRIPTION	PAGE
STEERING COLUMN AND ATTACHING PARTS	
ISOLATED - DIESEL	9-3
NON-ISOLATED - LPG	9-2
STEERING COLUMN ASSEMBLY	
ISOLATED, DIESEL	9-6
NON-ISOLATED - LPG	9-4
STEERING CONTROL UNIT	9-8
VARIABLE DISPLACEMENT	9-10
STEERING LINES	9-12
STROBE LIGHT	
LED	15-2
T	
THROTTLE CABLE ASSEMBLY	
YANMAR 2.6L, 3.0L AND 3.3L, DIESEL	5-32
THROTTLE PEDAL ASSEMBLY AND ATTACHING PARTS	
MONOTROL	5-36
STANDARD PEDAL	5-34
THROTTLE POSITION SENSOR AND ATTACHING PARTS	
YANMAR 2.6L , 3.0L AND 3.3L, DIESEL	5-30
TILT CYLINDER AND MAST INSTALLATION	11-58
TILT CYLINDERS	
H2.0-2.5FT	11-60
H3.0-3.5FT	11-62
TIMING GEAR COVER AND OIL PAN	
MAZDA 2.2L LPG	2-26
TORQUE CONVERTER	
MAZDA	7-14
YANMAR AND KUBOTA ENGINES	7-15
TORQUE CONVERTER HOUSING AND ATTACHING PARTS	
SINGLE SPEED - ALUMINUM CHAIN DRIVE	7-20
TRANSMISSION	
CAST IRON WITH DUAL SPEED, WET BRAKE - SHEET 1 OF 2	7-30
CAST IRON WITH DUAL SPEED, WET BRAKE - SHEET 2 OF 2	7-32
TRANSMISSION COOLING	
KUBOTA 2.5L LPG - SQUARE WAVE WITH OIL COOLER FOR DUAL SPEED TRANSMISSION	7-8
KUBOTA 2.5L LPG - SQUARE WAVE WITHOUT OIL COOLER DUAL SPEED TRANSMISSION	7-10
KUBOTA 2.5L LPG - SQUARE WAVE WITHOUT OIL COOLER WITH SINGLE SPEED TRANSMISSION	7-12
MAZDA 2.2L, LPG - SERPENTINE AND SQUARE WAVE	7-2
MAZDA 2.2L, LPG - WITH AIR COOLER	7-4
YANMAR 2.6L , 3.0L AND 3.3L DIESEL - SQUARE WAVE WITH INTERNAL OIL COOLER	7-6
TRANSMISSION ELECTRICAL	6-22
TRANSMISSION HOUSING AND ASSEMBLY	
SINGLE SPEED - ALUMINUM CHAIN DRIVE	7-18
TRANSMISSION MOUNT	
DUAL SPEED	7-29
SINGLE SPEED - ALUMINUM CHAIN DRIVE	7-16

TABLE OF CONTENTS (continued)

DESCRIPTION	PAGE
V	
VALVE AND ROCKER ARM ASSEMBLY	
KUBOTA 2.5L	3-32
VALVE ASSEMBLY, LIFT AND TILT	
MANUAL CONTROL VALVE - THREE AND FOUR FUNCTION	11-38
VARIABLE DISPLACEMENT PUMP ASSEMBLY	
TWO SPEED TRANSMISSION - CHAIN DRIVE OPTION	11-12
W	
WATER FLANGE AND THERMOSTAT ASSEMBLY	
KUBOTA 2.5L	3-40
WATER PUMP ASSEMBLY	
KUBOTA 2.5L	3-42
WEATHER PROTECT	
FRONT AND TOP SCREEN KIT	15-12
HEATER KIT	15-14
WET BRAKES	
→ PENDING PER ECN 155240	8-22
PENDING PER ECN 155240 →	8-35
WHEEL HUB	
WET BRAKE (→ PENDING PER ECN 155240)	8-24
WET BRAKE (PENDING PER ECN 155240 →)	8-36
WIRE HARNESS	
AIR CONDITIONER	6-120
AIR CONDITIONING JUMPER	6-119
ALTERNATOR - DIESEL	6-126
COWL WITH FORWARD/REVERSE LEVER - WITHOUT RETURN TO SET TILT	6-98
COWL WITH FORWARD/REVERSE LEVER - WITH HYDRAULIC PUMP SOLENOID	6-102
COWL WITH MONOTROL PEDAL - WITH RETURN TO SET TILT	6-94
COWL WITH MONOTROL PEDAL - WITH HYDRAULIC PUMP SOLENOID	6-106
ELECTRONIC CONTROL VALVE - THREE FUNCTION	6-110
ELECTRONIC CONTROL VALVE - THREE FUNCTION-WITH VARIABLE DISPLACEMENT PUMP	6-112
ELECTRONIC CONTROL VALVE - FOUR FUNCTION	6-114
ELECTRONIC CONTROL VALVE - FOUR FUNCTION-WITH VARIABLE DISPLACEMENT PUMP	6-116
ENGINE - YANMAR 2.6L , 3.0L AND 3.3L, DIESEL	6-90
LIGHTS WITH OVERHEAD GUARD	6-128
LPG ENGINE 2.2L WITH ECES	6-86
RH CHASSIS - MAZDA 2.2L	6-46
RH CHASSIS - YANMAR 2.6L, 3.0L AND 3.3L, DIESEL	6-58
RH CHASSIS - KUBOTA 2.5L LPG	6-70
RH CHASSIS WITH SEAT BELT SEQUENCE MODULE - MAZDA 2.2L	6-52
RH CHASSIS WITH SEAT BELT SEQUENCE MODULE - YANMAR 2.6L, 3.0L AND 3.3L, DIESEL	6-64
RH CHASSIS WITH SEAT BELT SEQUENCE MODULE - KUBOTA 2.5L LPG	6-76
TRANSMISSION - DUAL SPEED	6-122
TRANSMISSION - SINGLE SPEED	6-124
WIRE HARNESS (ENGINE)	
KUBOTA 2.5L LPG	6-82
WIRE HARNESS ADAPTER	
LOW FUEL PRESSURE	6-118

TABLE OF CONTENTS (continued)

DESCRIPTION	PAGE
WIRE HARNESS ASSEMBLY KUBOTA 2.5L	3-48

ABBREVIATIONS QUICK REFERENCE SHEET

Listed below are abbreviations used in parts manuals to denote the following expressions:

TERM	DEFINITION	TERM	DEFINITION
Amp	Amperes	FRE	Freezer Environment
AR	As Required	in.	inches
BDI	Battery Discharge Indicators	LPG	Liquefied Petroleum Gas
BWI	Brush Wear Indicator	MAP	Manifold Absolute Pressure
CE	Communicator End	mm	millimeters
CRE	Corrosive Environment	MSTS	Microprocessor Spark Timing System
D/B	Date Break	NPT	National Pipe Threads
dbA	Decibel "A" Scale	O/S	Oversize
DE	Drive End	PTO	Power Take Off
ECH	Empty Container Handler	RPM	Revolutions per Minute
ECH-3	Empty Container Handler - 3 High Stacking	S/N	Serial Number
ECH-4	Empty Container Handler - 4 High Stacking	TMM	Truck Management Module
ECH-5	Empty Container Handler - 5 High Stacking	UL Type D	Diesel-Powered Safety Rating
ECH-6	Empty Container Handler - 6 High Stacking	UL Type DS	Diesel-Powered Safety Rating
ECH-7	Empty Container Handler - 7 High Stacking	UL Type E	Battery-Powered Safety Rating
ECM	Electronic Control Module	UL Type EE	Battery-Powered Safety Rating
ECN	Engineering Change Notice	UL Type ES	Battery-Powered Safety Rating
EEPROM	Electrically Erasable Programmable Read Only Memory	UL Type G	Gasoline-Powered Safety Rating
EPA	US Environmental Protection Agency	UL Type GS	Gasoline-Powered Safety Rating
EPROM	Electrically Programmable Read Only Memory	UL Type LP	Gas-Powered Safety Rating
		UL Type LPS	LP Gas-Powered Safety Rating
		U/S	Undersize
		UL	Underwriters Laboratory
		V	Volts

HOW TO USE THE ILLUSTRATED PARTS MANUAL

This parts manual describes and illustrates assemblies, subassemblies, and detail parts needed for service replacement.

The different constructions are indicated by keys and footnotes. The callouts correspond to descriptions found on the next page.

1 SECTION 11 NUMERICAL INDEX

PART NO.	PG	ITEM	PART NO.	PG	ITEM	PART NO.	PG	ITEM
138	5-9	31	5-17	42	16481	6-25	3	6-7
	5-13	31	7-13	8		6-25	4	16882
	5-9	32	1-3	6		6-26	53	16883
	5-13	32	1-4	45		6-26	65	16882
	3-12	10	5-9	16		10-3	16	8-5
	5-5	8	5-13	16		6-26	48	9-5
						6-11	3	16989
						6-11	9	17051
						6-13	101	8-5
						6-13	34	9-5
						6-25	7	17061
						6-25	8	17151
						6-25	11	3-11
						6-25	20	6-25
						9-7	7	17776
								28
								8
								5
								25
								24
								19
								10
								19
								13
								6
								24
								26
								22

2 SECTIONS

1	ELEC
2	ST
3	ST
4	BRAKE/ACCEL
5	HYD
6	HYD
7	MAST-TWO STAGE LI
8	MAST-THREE STAGE
9	MAST-TWO STAGE
10	NI
11	NI

3 TABLE OF CONTENTS

DESCRIPTION	PAGE
ACCELERATOR/MONOTROL PEDAL	5-2
BACKUP ALARM	
BATTERY CONNECTOR	
BATTERY ROLLER AN	
BRAKE ASSEMBLY	
BRAKE MASTER CYLIN	
BRAKE PEDAL LINKAG	
CARRIAGE	
THREE STAGE FULL	
TWO STAGE FULL FF	
TWO STAGE LIMITED	
CONTROL VALVE	
COUNTERWEIGHT	
DASH DISPLAY	
DC-DC CONVERTER	

4 SECTION 11 NUMERICAL INDEX

5 TRANSMISSION HOUSING (⇒ S/N G160-2628)

6 KEY:

A: Diesel
B: Gasoline and LPG

ITEM	PART NO.	DESCRIPTION	QTY	
			A	B
		Transmission	1	1
	2022547	Transmission	1	1
	2023329	Transmission	2	2
	2024470	Case	4	4
1	2023418	Bearing Cap	1	1
2	296426	Washer	2	2
3	293692	Capscrew	2	2
4	2021390	Cover	4	4
5	1371656	Collar Pin	1	1
6	2021329	O-Ring	4	4
7	2021915	Plug	22	22
8	2021675	Housing	39	39
9	2021336	Pin	1	1
10	287860	Capscrew	1	1
11	292682	Lockwasher	8	8
12		Hydraulic Pump (see Figure 6-6)	8	8
13		Gasket	1	1
14	2021345	Capscrew	1	1
15	214364	Washer	1	1
16	296418	Temperature Switch	1	1
17	2021388	Breather	9	9
18	2021389	Dipstick	2	2
19	2021383	Capscrew	3	3
20	292515	Nut	3	2
21	136692	Capscrew	4	4
22	292527	Capscrew	4	4
23	292531	Lockwasher	4	4
24	292693	Capscrew	1	1
25	293637	Capscrew	1	1
26	296420	Washer	1	1
	996403	Transmission Kit (Include Item 7)		
	996405	Transmission Kit (Include Item 14)		

7 TRANSMISSION HOUSING (⇒ S/N G160-2628)

8 SECTION 11 NUMERICAL INDEX

9 TRANSMISSION HOUSING (⇒ S/N G160-2628)

10 TRANSMISSION HOUSING (⇒ S/N G160-2628)

This Parts Manual is divided into 11 major sections which are listed above. Quick reference can be made by placing the right thumb on the tab of the desired section, bending the bottom edge of the cover to the corresponding tab.

©2001 HYSTER COMPANY See Service Manual for service procedures. 3-15

HP990135

HOW TO FIND THE DESIRED PART NUMBER

WHEN THE PART NUMBER AND THE NEXT HIGHER ASSEMBLY IS NOT KNOWN:

1. Determine the function and application of the part required. Turn to the Sections Page. Choose the general area of reference most likely to include the part.
2. Turn to the section you chose. Use the Section Table of Contents to determine the assembly which would normally contain the part required. Then locate the part on the assembly breakdown page.

WHEN THE PART NUMBER IS NOT KNOWN AND THE NEXT HIGHER ASSEMBLY IS KNOWN:

3. Determine the assembly the required part is used on. Turn to the Table of Contents (Page i).
4. Locate the assembly the required part is used on and turn to the page indicated for that assembly. Then locate the part on the assembly breakdown page.

WHEN THE PART NUMBER IS KNOWN:

5. Use the Numerical Index (Page 17-1) to find the part number. Turn to the page listed and locate the part as indicated by the item number.

GENERAL:

The assembly breakdowns include part numbers, descriptions, quantities required, keys and footnotes to help in selecting correct parts.

6. Parts Supersession Information. Part numbers that have this history will be displayed in the parts list in the order that they were superseded (from oldest to newest). The superseded part numbers will be shown with a line through them.

Five periods in the PART NO. column (.) indicate that the part is either *Not Serviced Separately* or there is a reference to another figure. A figure reference is denoted by a pointing hand followed by a figure number in the DESCRIPTION column (☞ Figure 10)

7. Keys are used to show two or more similar assemblies, RH and LH assembly parts, etc. Select the appropriate key, "A", "B", "C", "D", or "E" and the corresponding quantity column to find the required parts. Two periods in the QTY column (..) indicate that the part is not used for that assembly.
8. Indented descriptions under the DESCRIPTION column are used to indicate assemblies and

subparts of assemblies. In the example on the previous page, *BEARING CAP* (Item 2) is a subpart of the major assembly *CASE*.

9. Quantities shown are for one assembly. The quantities of the subpart *BEARING CAP* are indicated as two and two. This means two per *CASE* assembly.
10. Serial number breaks identify the most current parts information and are shown as follows:
 - **S/N D001H2628**
Indicates last serial number affected.
 - S/N D001H2629** →
Indicates the first serial number affected.
 - S/N D001H1553** ↔ **S/N D001H3291**
Indicates a range of serial numbers affected.

ECN numbers for pending serial numbers are shown to allow for the inclusion of the most current parts information and are identified as follows:

→ **S/N Pending Per ECN 63243**

Indicates a pending serial number for last unit affected.

S/N Pending Per ECN 63243 →

Indicates a pending serial number for first unit affected.

Date breaks are used to indicate when a change occurred but a subsequent serial number break was not recorded. This is an arbitrary date usually based on the ECN release and are identified as follows:

→ **D/B 3/00**

Indicates that a change occurred sometime within that month for the item affected.

D/B 3/00 →

Indicates that a change occurred sometime within that month for the item affected.

D/B 3/00 ↔ **D/B 4/00**

Indicates a range of production dates of the item affected.

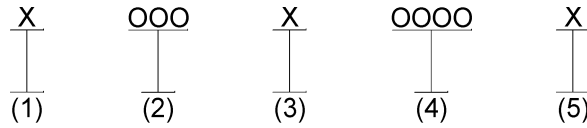
Contact your local dealer for Hyster lift trucks for serial number information for items with a ECN or a date break.

ORDERING PARTS:

When ordering replacement parts, give the unit serial number, part number, name of part and quantity required.

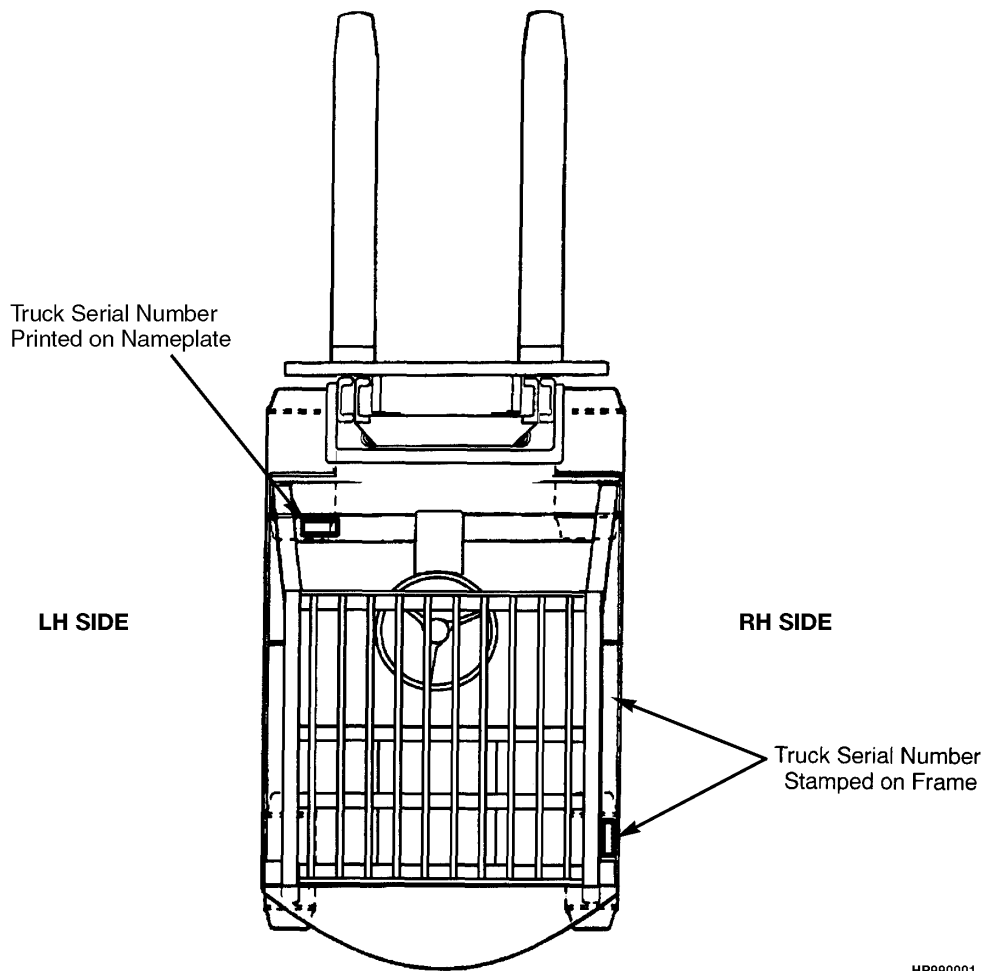
For any further information on parts, service, or ordering, consult your local dealer for Hyster lift trucks.

IDENTIFICATION OF TRUCK SERIAL NUMBERS

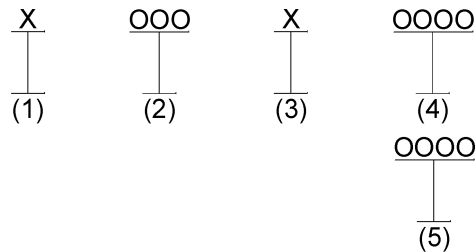


- (1) and (2) The first letter and three numbers indicate the truck unit code.
- (3) The second letter indicates the plant of manufacture.
- (4) The four or five digit number indicates the production sequence number of the truck.
- (5) The final letter indicates the year of manufacture starting with "A" in 1957, 1980, and 2003.
The letters "I", "O", and "Q" will not be used.

For pending serial numbers contact your local dealer for Hyster lift trucks.



Parts referred to in this book as right or left hand parts are in accordance with the illustration above.

IDENTIFICATION OF MAST SERIAL NUMBERS

- (1) and (2) The first letter and number indicates the mast unit code.
- (3) The second letter indicates the plant of manufacture.
- (4) The four or five digit number indicates the production sequence number of the mast.
- (5) Carriage travel in millimeters stamped just below the serial number.

Mast Group identification consists of mast unit code (1) and (2) plus carriage travel (5).

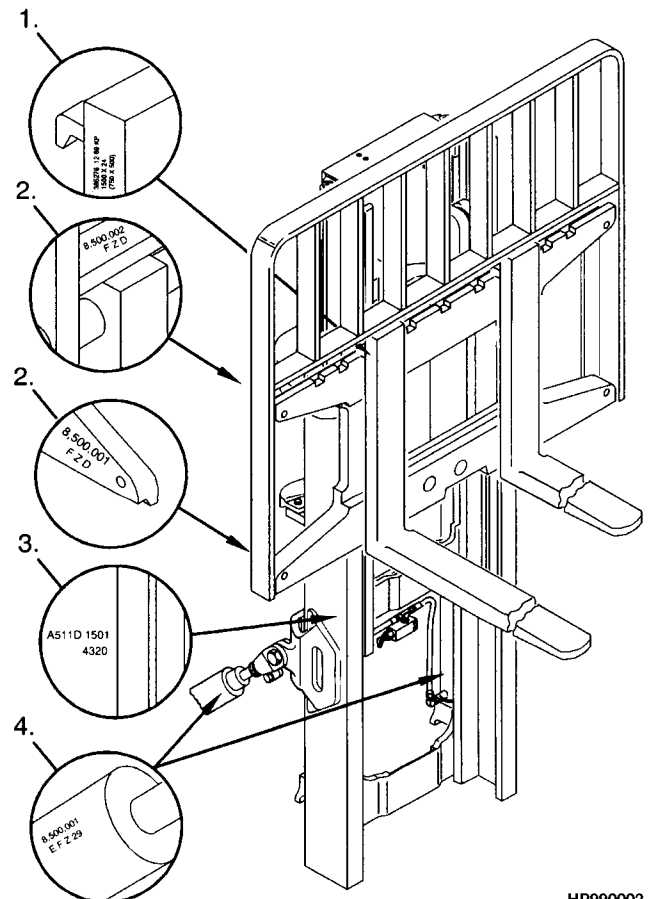
For pending production sequence numbers contact your local dealer for Hyster lift trucks.

LIFT EQUIPMENT IDENTIFICATION

1. Fork part number, capacity rating, plant code letter, and date of manufacture are stamped approximately six inches below the top of most forks.
2. The carriage group number is stamped on the right hand side of the top crossmember (pin type) or on the back of the right hand end of the bottom crossmember (hook type). A date code has two letters in line with or below the carriage group number.
3. The mast identification number has a unit code, a letter indicating the plant of manufacture, and a serial number. Underneath the production sequence number is a four digit number that indicates the carriage travel in millimeters.
4. Tilt and lift cylinder group numbers are stamped on the cylinder shell.

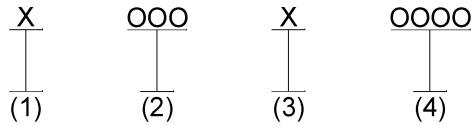
Always refer to the group, serial, or part number when ordering service parts.

Modification of masts and carriages by SPED (Special Products Engineering Department) are identified by a model prefix code beginning with the letter "S". contact your dealer for Hyster lift trucks for information on these assemblies.



HP990002

IDENTIFICATION OF ATTACHMENT AND SIDE-SHIFT CARRIAGE SERIAL NUMBERS

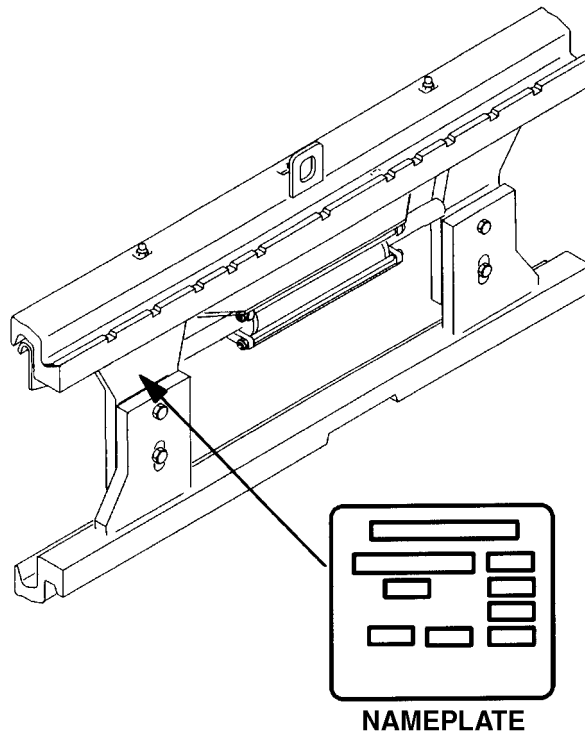


(1) and (2) The first letter and three numbers indicate the attachment unit code.

(3) The second letter indicates the plant of manufacture.

(4) The four or five digit number indicates the production sequence number.

For pending production sequence numbers contact your local dealer for Hyster lift trucks.



HP990003

Side-shift carriages and attachments have nameplates. Use the serial number found on the nameplate to identify the attachment.

Always refer to the group, serial, or part number when ordering service parts.

Modifications of attachments and side-shift carriages by SPED (Special Products Engineering Department) are identified by a model prefix code beginning with the letter "S". Contact your dealer for Hyster lift trucks for information on these assemblies.

PUBLICATIONS

Every new lift truck is provided with an OPERATING MANUAL. This manual has information that the operator must know for inspection and operation of the lift truck.

SERVICE MAINTENANCE MANUALS, which provide service and overhaul procedures, and PARTS

MANUALS with complete replacement part identification, are available at a nominal fee from your Hyster dealer to assist users in effectively maintaining Hyster lift trucks in a safe, useful condition. See the list below for information on ordering specific publications for this model lift truck.

PUBLICATION	HYSTER PART NUMBER
Operating Manual.....	4102578
Service Manual (Complete).....	4102926
Parts Manual.....	4102918

1

FRAME

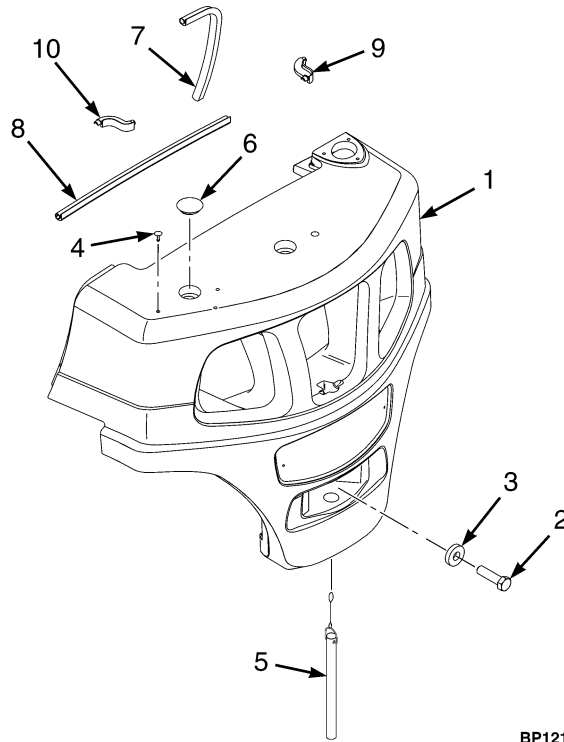
**SECTION 1
FRAME**

DESCRIPTION	PAGE
ARMREST ASSEMBLY	
MINI-LEVER MODULES - FULL SUSPENSION SEAT	1-46
BOLT ON CAB WITH STANDARD (HIGH) OVERHEAD GUARD	
FRONT SCREEN WITH WIPER/WASHER - PAGE 1 OF 2	1-88
FRONT SCREEN WITH WIPER/WASHER - PAGE 2 OF 2	1-90
PVC DOORS	1-94
REAR SCREEN WITH WIPER/WASHER - PAGE 1 OF 2	1-96
REAR SCREEN WITH WIPER/WASHER - PAGE 2 OF 2	1-98
TOP SCREEN	1-92
COUNTERWEIGHT	1-3
COWL MOUNT	1-18
DASH PANEL AND STEERING COLUMN COVER	1-14
FENDER EXTENSIONS	1-16
FLOORPLATES AND COVERS	1-10
FORKS	1-24
FULL SUSPENSION SEAT	
RECLINER AND DAMPER KITS - SHEET 2 OF 3	1-36
SERVICE KITS FOR NON SWIVEL AND SWIVEL - SHEET 3 OF 3	1-38
WITH ELECTRO-HYDRAULIC - SHEET 1 OF 3	1-28
WITH MANUAL HYDRAULIC - SHEET 1 OF 3	1-32
HOOD ASSEMBLY	1-6
LABELS	
EXTERIOR	1-100
HYDRAULIC CONTROL LABELS - MANUAL HYDRAULIC	1-104
INTERIOR	1-102
LOAD BACKREST EXTENSION	1-26
MINI LEVER MODULE LABELS	
HYDRAULIC CONTROL FUNCTIONS	1-106
MODULAR CAB	
2.5L KUBOTA LPG HEATER HOSES	1-84
AIR CONDITIONER	1-64
CONDENSER ASSEMBLY - CAB (WITH A/C)	1-82
FRAME AND ATTACHING PARTS - WITHOUT A/C	1-54
FRAME AND ATTACHING PARTS - WITH A/C	1-56
HEATER - WITHOUT A/C	1-63
HEATER - WITH A/C	1-66
INTERIOR PANELS	1-80
LH DOOR	1-58
MAZDA, LPG HEATER HOSES	1-86
PVC DOORS	1-68
RH DOOR AND HEATER ASSEMBLY	1-60
SLIDING REAR WINDOW	1-78
WINDOW - LEFT HAND DOOR	1-74
WINDOW - RIGHT HAND DOOR	1-76
WINDOWS AND WINDOW WIPER SYSTEM	1-70
WITH A/C	1-50
WITHOUT A/C	1-48
YANMAR DIESEL HEATER HOSES	1-87

**SECTION 1
FRAME**

DESCRIPTION	PAGE
MODULAR CAB ATTACHING PARTS	
WITH A/C	1-52
OVERHEAD GUARD	1-4
SEAT	
FULL SUSPENSION, HIGH BACK WITH LUMBAR ADJUSTMENT - SHEET 1 OF 2	1-40
FULL SUSPENSION, HIGH BACK WITH LUMBAR ADJUSTMENT - SHEET 2 OF 2	1-44
SOUND ABATEMENT	
WITH CAB	1-22
WITHOUT CAB	1-20

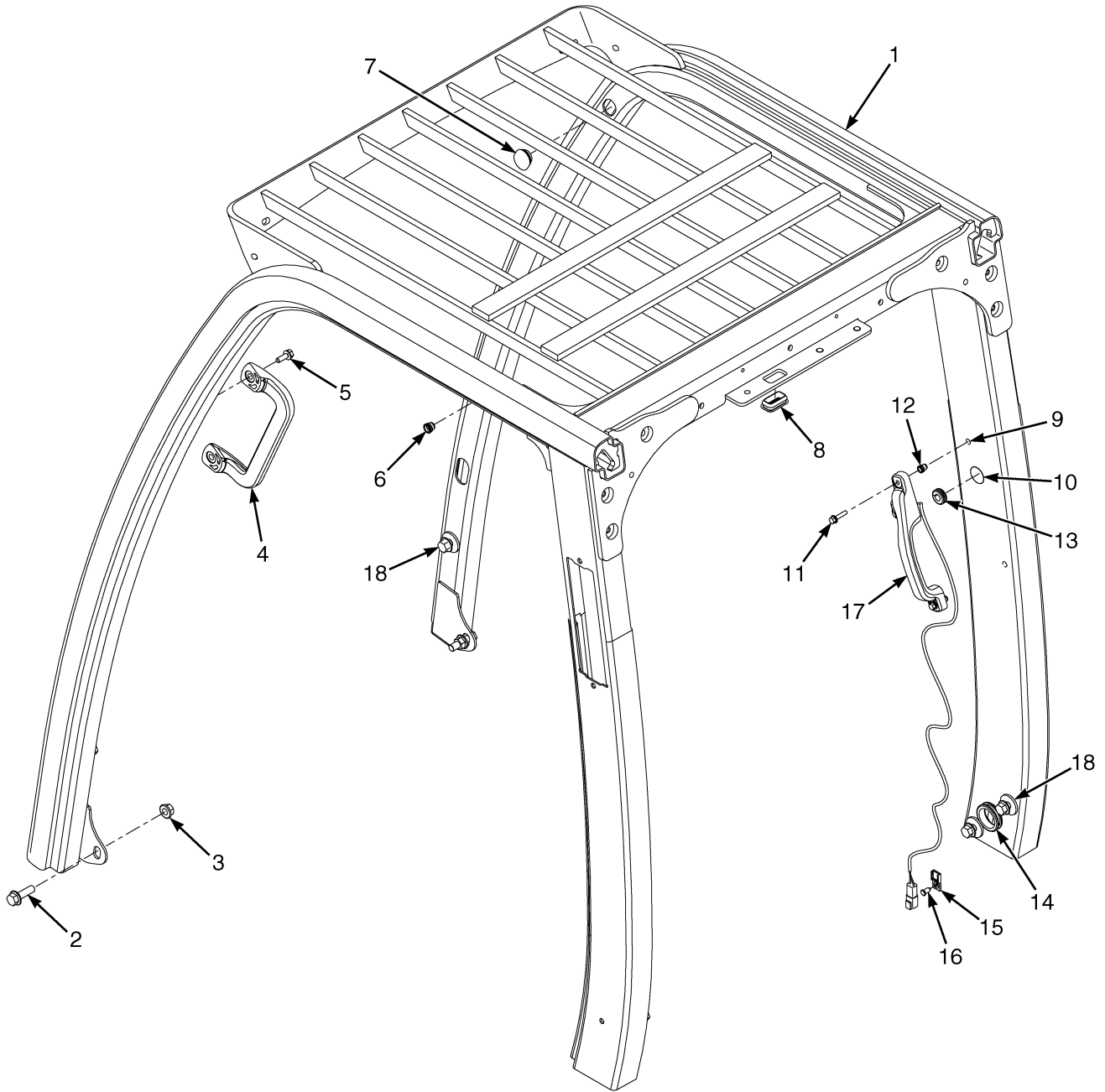
COUNTERWEIGHT (FIGURE 1-1)



BP121231

ITEM	PART NO.	DESCRIPTION	QTY
1	1649733	Counterweight (H2.0FT)	1
1	1649734	Counterweight (H2.5FT)	1
1	1649735	Counterweight (H3.0FT)	1
1	1649736	Counterweight (H3.5FT)	1
2	292608	Capscrew (H2.0FT)	1
2	292613	Capscrew (H2.5-3.5FT)	1
3	1375214	Washer	1
4	2098153	Fastener (Gasoline and Diesel)	6
5	1643947	Tow Pin	1
6	2021395	Cap	2
7	1590279	Seal (Counterweight)	2
8	1590280	Seal (Counterweight)	1
9	1590152	Seal (RH)	1
10	1590153	Seal (LH)	1

OVERHEAD GUARD (FIGURE 1-2)



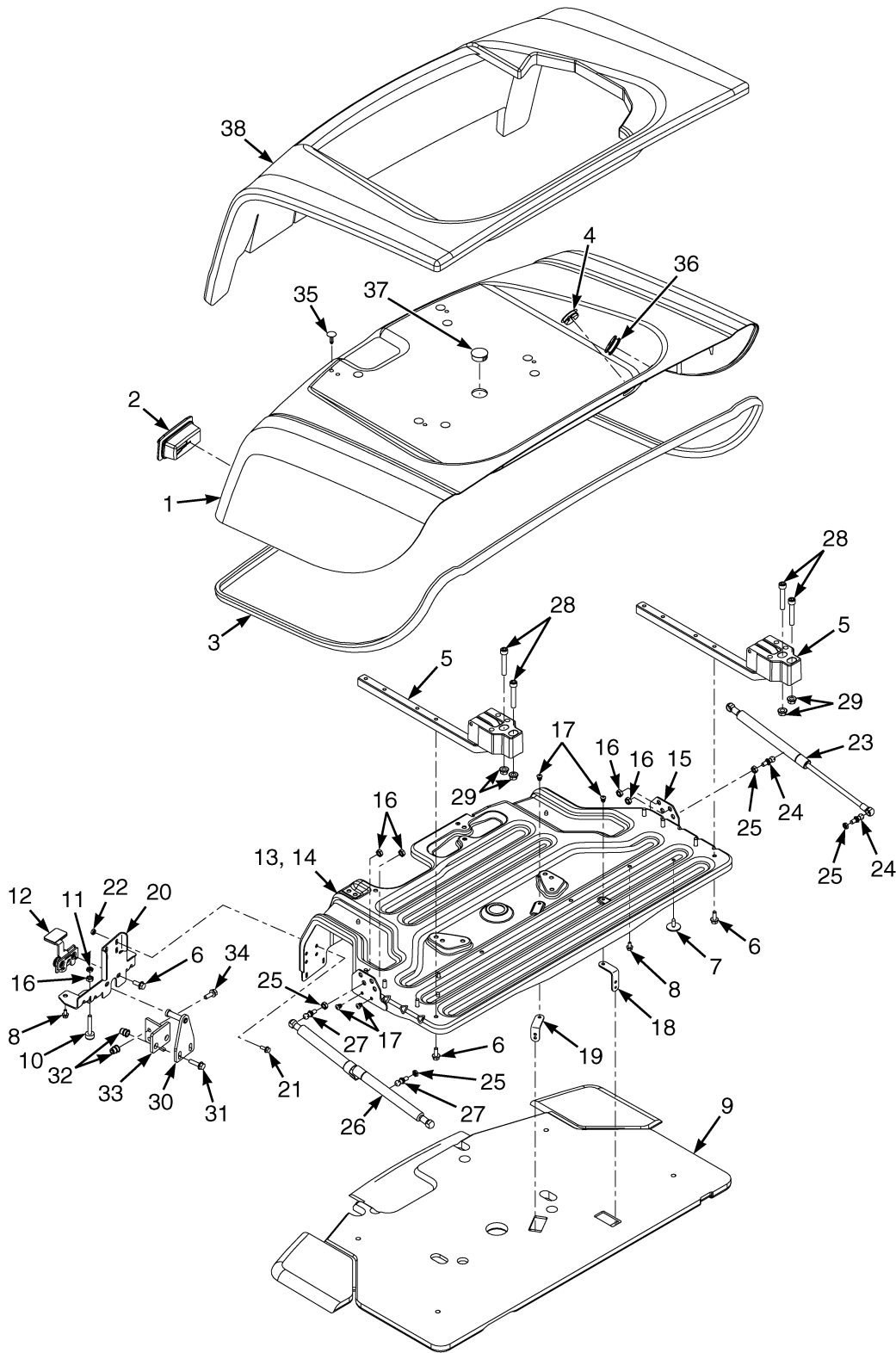
BP120689

OVERHEAD GUARD

ITEM	PART NO.	DESCRIPTION	QTY
1	b 4051346	Overhead Guard (Standard)	1
1	a 4051347	Overhead Guard (Optional)	1
2	4035130	Capscrew	2
3	1528888	Nut (Shoulder)	2
4	1536813	Handle (Grab)	1
5	1583611	Capscrew	2
6	1531557	Insert	4
7	1558219	Grommet	2
8	1560671	Grommet	1
9	1494888	Plug	4
10	1599415	Plug	1
11	1586495	Capscrew	2
12	1531558	Insert	2
13	1598220	Grommet	1
14	362255	Grommet	1
15	1500912	Clip	1
16	1582464	Fastener	1
17	2070223	Handle (Assembly)	1
17	2069454	Handle	1
17	1566726	Push Button Switch	1
17	1493465	Connector (2 Pin)	1
17	1330414	Connector (Secondary Lock)	1
17	1330437	Terminal (Pin)	1
18	1527888	Capscrew	6
18	1566853	Capscrew (Optional)	6

FOOTNOTES:**a** 2082 mm Overhead Guard**b** 2149 mm Overhead Guard

HOOD ASSEMBLY (FIGURE 1-3)



BP120681

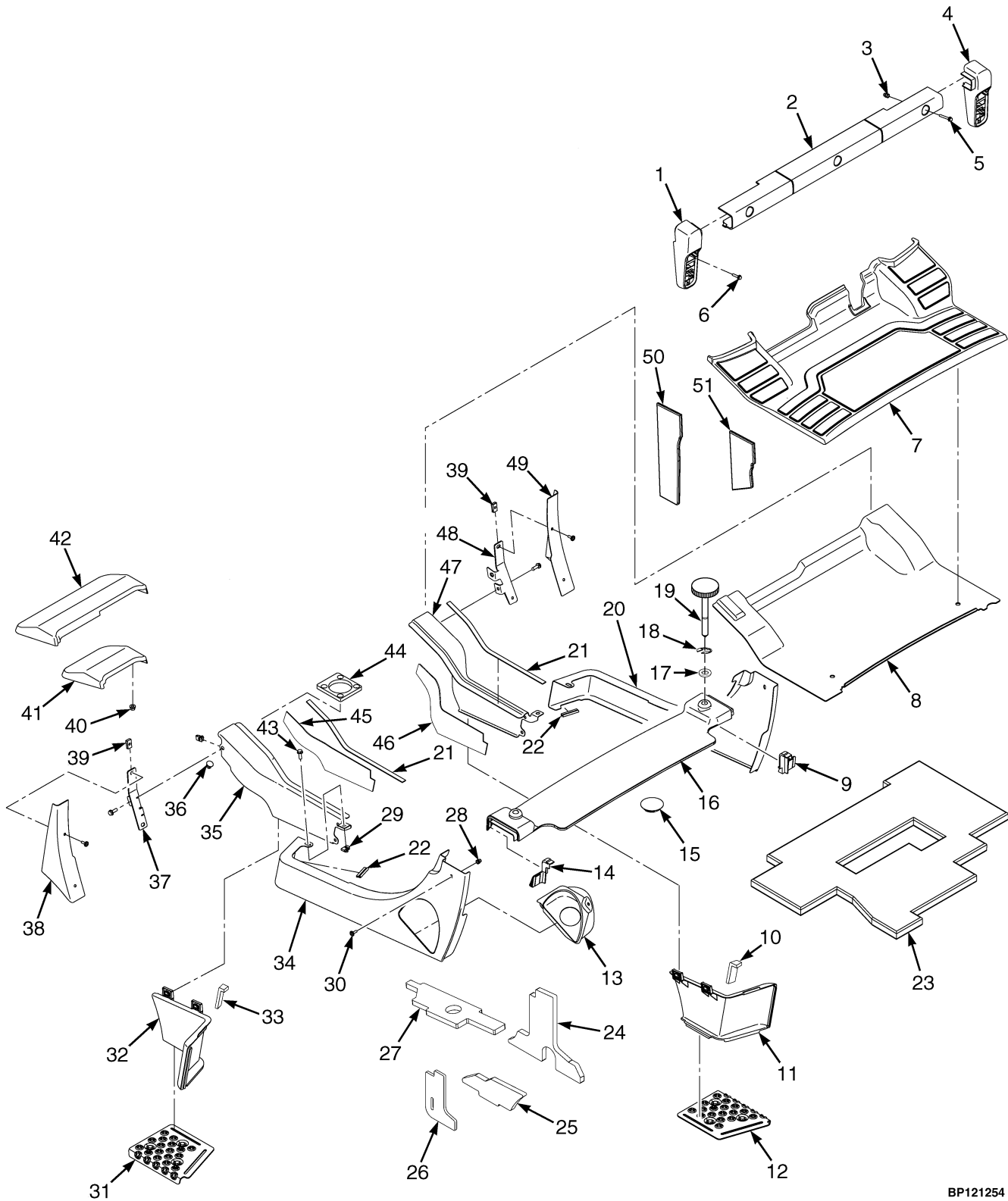
HOOD ASSEMBLY

ITEM	PART NO.	DESCRIPTION	QTY
	4007715	Hood	1
	c 4016188	Hood (Non-Vented)	1
	4007711	Hood (Low Noise)	1
	d 4016184	Hood (Low Noise) (With Cab or Overhead Guard with E-Hydraulics)	1
	c 4017044	Hood	1
1	4007549	Hood	1
1	c 4015888	Hood	1
2	1666732	Boot	1
3	1580652	Seal	1
4	1616379	Plug (Yellow)	2
5	1548618	Hinge	2
6	1527880	Capscrew	10
7	1304971	Fastener	4
8	1534417	Capscrew	6
9	1624018	Hood Liner	1
10	1585581	Bumper (Hood)	2
11	329069	Nut	2
12	1387170	Latch	1
13	d 4025274	Hood Reinforcement (Alternate Part)	1
14	1608876	Reinforcement	1
15	1608877	Bracket	2
16	364868	Nut	8
17	1608879	Capscrew	6
18	1585590	Bracket	1
19	1582370	Bracket	1
20	1672560	Plate	1
21	1527876	Capscrew	4
22	1324360	Nut	4
23	abc 1563497	Gas Spring (RH)	1
24	bc 1563369	Ball Stud (RH)	2
24	a 1606659	Ball Stud (RH)	1
25	329069	Nut	1
26	bc 1563497	Gas Spring (LH)	1
26	a 4011435	Gas Spring (LH)	1
27	bc 1563369	Ball Stud (LH)	2
27	a 1563369	Ball Stud (LH and RH)	3
27	a 4011397	Ball Stud (LH)	2
28	296032	Capscrew	4
29	1460477	Nut	4
30	1674131	Striker Bolt	1
31	1527881	Capscrew	2
32	1530243	Insert	2
33	1674030	Hood Support	1
34	1583611	Capscrew	2
35	1347045	Fastener	8
36	1561015	Grommet	1
36	4031944	Grommet (Alternate Part)	1
37	1585592	Plug	1
38	4009731	Blanket	1
38	4009733	Blanket (Low Noise Hood)	1

FOOTNOTES:

- a** Locking with Cab
- b** Non Vented with Overhead Guard LPG/Diesel with E-Hydraulics
- c** Non Vented, with Overhead Guard and Manual Hydraulics or Low Noise Diesel
- d** Used With Variable Displacement Pump

FLOORPLATES AND COVERS (FIGURE 1-4)



BP121254

FLOORPLATES AND COVERS**KEY:****A: With Cab****B: With Overhead Guard**

ITEM	PART NO.	DESCRIPTION	QTY	
			A	B
1	2107958	Tail Light Base (LH)	1	1
2	2069203	Cover (Rear)	1
3	1531001	Insert	8
3	1531001	Insert	5	..
4	2107957	Tail Light Base (RH)	1	1
5	1540643	Capscrew	3	3
6	1586495	Capscrew	4	4
7	2071262	Floormat	1	1
8	1573774	Floorplate	1	1
9	2071198	Seal (RH)	1	1
10	1596624	Seal (RH)	1	1
11	2102559	Step Panel (RH)	1	1
12	1544415	Plate (RH)	1	1
13	a 1517656	Shield	1	1
14	2071197	Seal (LH)	1	1
15	b 2021395	Cap (Counterweight)	1	1
16	1547466	Cover	1
16	1547467	Seal (LH)	1
16	1547468	Seal (RH)	1
17	320157	Washer	2
18	353206	Retaining Ring	2
19	1588247	Screw	2
20	4027451	Panel (RH)	1	1
21	1564529	Seal	2	2
22	1582072	Trim Seal	2	2
23	c 1707678	Liner	1	..
24	1609707	Sound Liner	1	..
25	1609709	Sound Liner	1	..
26	1609708	Sound Liner	1	..
27	1609706	Sound Liner (Diesel)	1	..
28	1531558	Insert	6	6
29	a 1480237	Nut	23	23
29	b 1480237	Nut	21	21
30	1530019	Screw	6	6
31	1544413	Plate (LH)	1	1
32	2102558	Step Panel (LH)	1	1
33	1596625	Seal (LH)	1	1
34	a 4027456	Panel (Rear LH)	1	1
34	b 4027457	Panel (Rear LH)	1	1
35	1540860	Panel (LH)	1	1
36	1581079	Plug	4	4
37	1590145	Bracket (LH) (Fender Cover)	1	1
38	1563881	Cover (LH) (Fender)	1	1
39	1350215	Nut	4	4
40	1544153	Locknut (Standard Tread, Wide Tread)	4	4
40	1544153	Locknut (Dual Tread)	6	6

FLOORPLATES AND COVERS

KEY:

A: With Cab

B: With Overhead Guard

ITEM	PART NO.	DESCRIPTION	QTY	
			A	B
41	2069008	Mud Flap (Standard Tread)	2	2
42	2069544	Mud Flap (LH, Wide Tread)	1	1
42	2069545	Mud Flap (RH, Wide Tread)	1	1
42	2069550	Mud Flap (LH, Dual Tread)	1	1
42	2069954	Mud Flap (RH, Dual Tread)	1	1
43	a 1583611	Capscrew	23	23
43	b 1583611	Capscrew	21	21
44	1691216	Seal (Wet Brake)	1	1
44	1580093	Seal (Dry Brake)	1	1
45	1597051	Damping Sheet (LH Front Panel)	1	1
46	1597070	Damping Sheet (RH Front Panel)	1	1
47	1540870	Panel (RH)	1	1
48	1590147	Bracket (RH) (Fender Cover)	1	1
49	1563883	Cover (RH) (Fender)	1	1
50	c 1708834	Liner	1	..
51	c 1708835	Liner	1	..

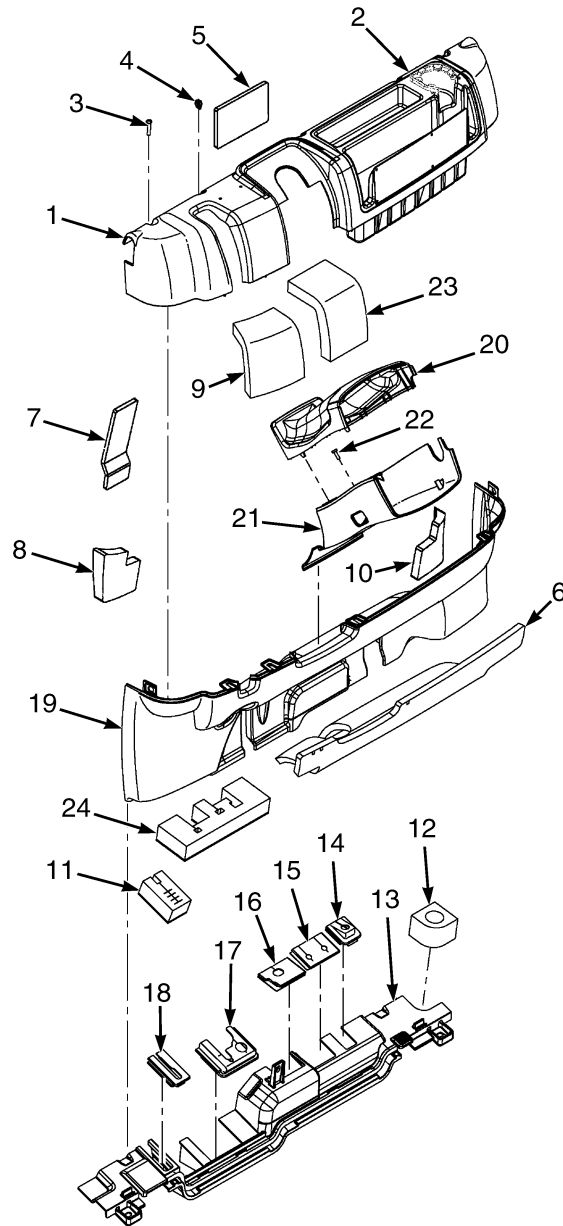
FOOTNOTES:

a Diesel

b LPG

c With DLX option only.

DASH PANEL AND STEERING COLUMN COVER (FIGURE 1-5)

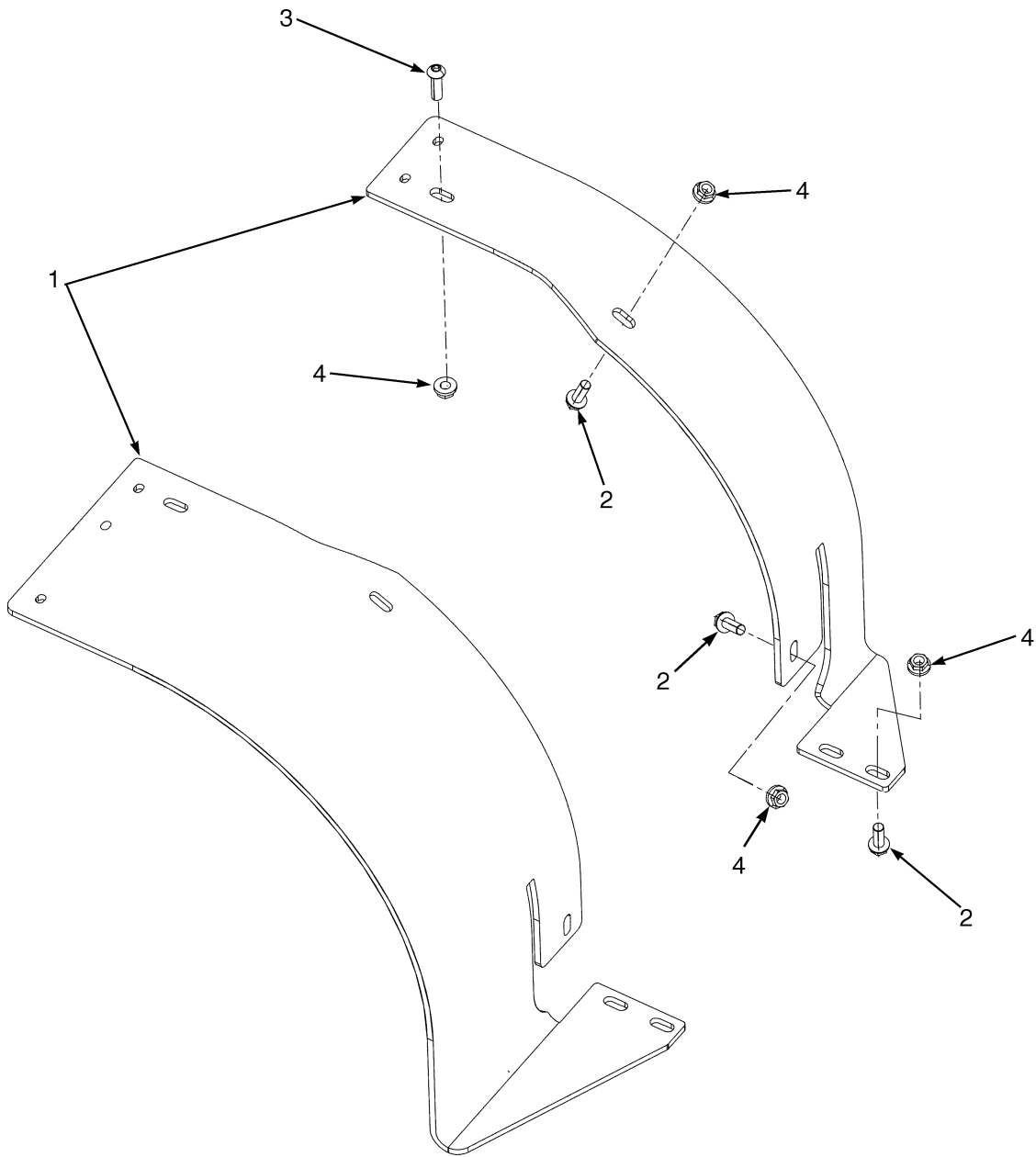


BP121253

DASH PANEL AND STEERING COLUMN COVER**KEY:****A: With Cab****B: With Overhead Guard**

ITEM	PART NO.	DESCRIPTION	QTY	
			A	B
1	1517420	Dash Panel (Manual Valve)	1	1
1	1517421	Dash Panel (Electronic Valve)	1	1
2	2070975	Cup Holder	1	1
3	2071261	Capscrew	5	5
4	2065667	Clip	6	6
5	1616484	Sound Liner	1	..
6	1672722	Sound Liner	1	..
7	1616485	Sound Liner	1	..
8	1616480	Sound Liner	1	..
9	1672723	Sound Liner	1	..
10	1616481	Sound Liner	1	..
11	1705878	Liner	1	1
12	1530135	Grommet	1	1
13	1618992	Plate	1	1
13	1529427	Seal	1	1
14	2069464	Seal	1	..
15	2096903	Seal (Manual Valve)	1	..
15	2065826	Seal (Electronic Valve)	1	..
16	2096902	Seal (Manual Valve)	1	..
16	2065827	Seal (Electronic Valve)	1	..
17	2065797	Seal	1	..
18	2065796	Seal	1	..
19	2071595	Panel (Single Brake Pedal)	1	1
19	2071596	Panel (Dual Brake Pedal)	1	1
20	2098330	Cover (Steering Column Upper)	1	1
21	2065666	Cover (Steering Column Lower)	1	1
22	2027655	Screw	2	2
23	1672724	Sound Liner	1	..
24	1705891	Liner (Dry Brake)	1	..
24	1705892	Liner (Wet Brake)	1	..

FENDER EXTENSIONS (FIGURE 1-6)

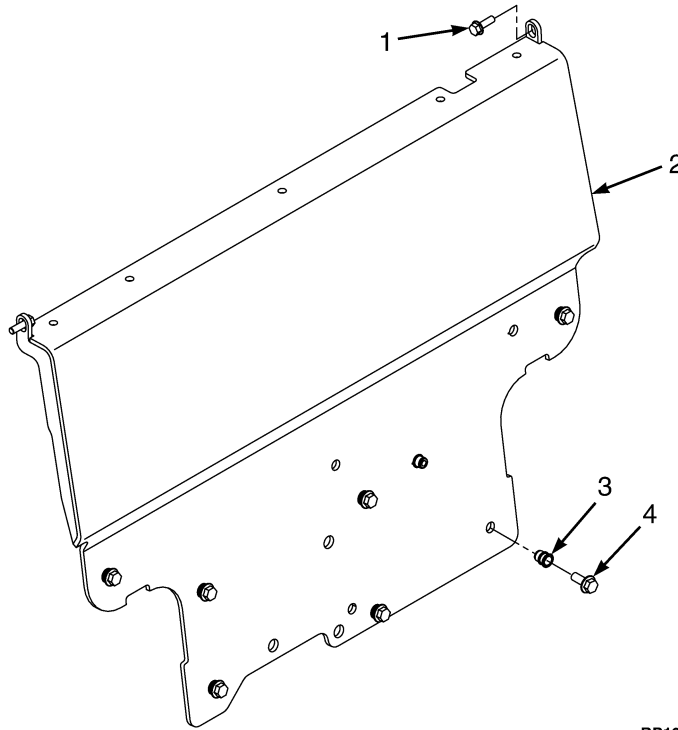


HP120835

FENDER EXTENSIONS

ITEM	PART NO.	DESCRIPTION	QTY
1	1562359	Fender (Wide) (LH)	1
1	1562361	Fender (Dual) (LH)	1
1	1562360	Fender (Wide) (RH)	1
1	1562362	Fender (Dual) (RH)	1
2	1586630	Capscrew	8
3	2076289	Capscrew	2
4	1586432	Nut	10

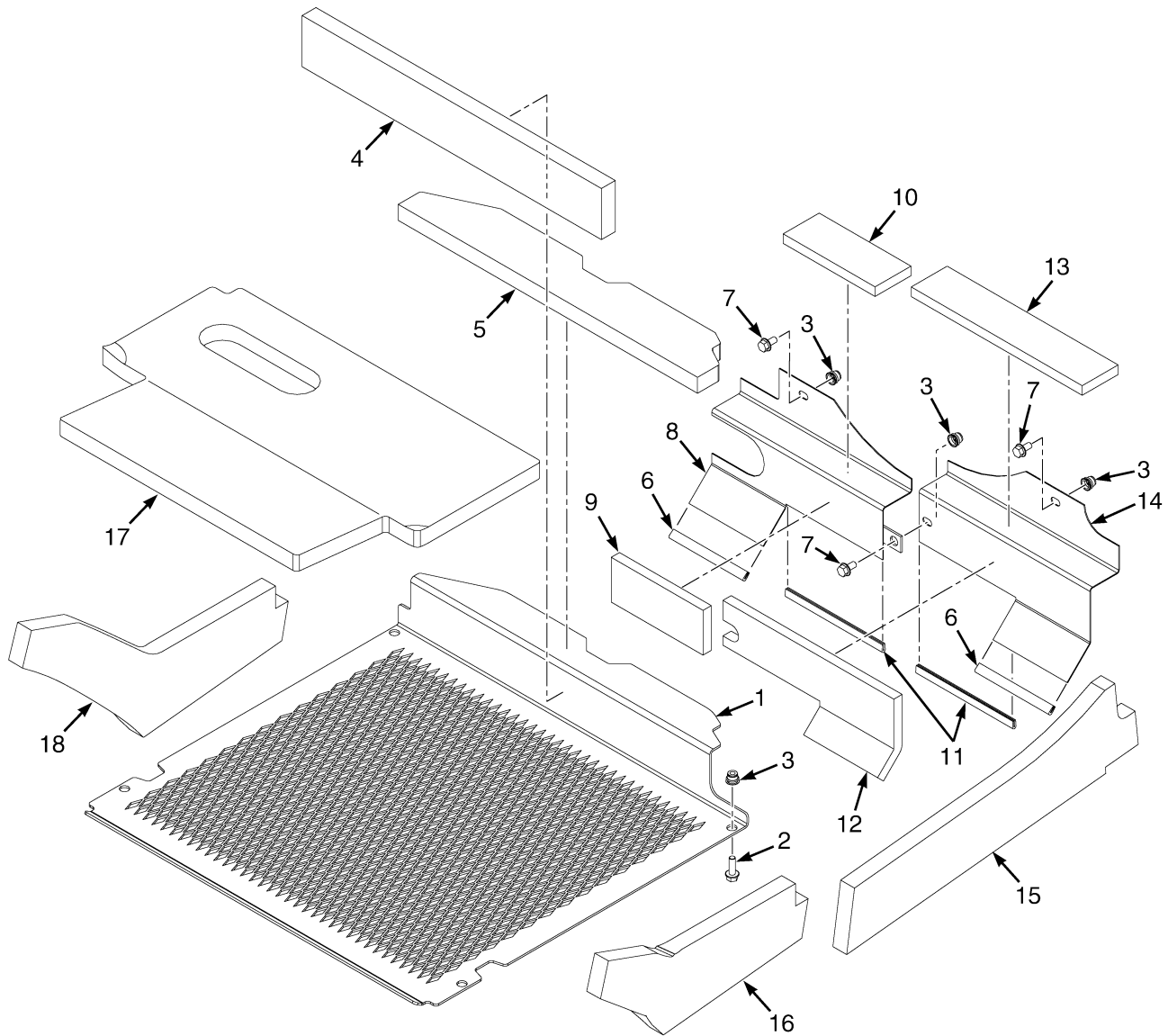
COWL MOUNT (FIGURE 1-7)



BP120684

ITEM	PART NO.	DESCRIPTION	QTY
1	1583611	Capscrew	2
1	1510113	Capscrew (Optional)	2
2	4014340	Cowl	1
3	1640776	Insert	7
3	1581567	Nut (Optional)	7
3	320160	Washer (Optional)	7
4	1586629	Capscrew	7

SOUND ABATEMENT (FIGURE 1-8) WITHOUT CAB



BP120811

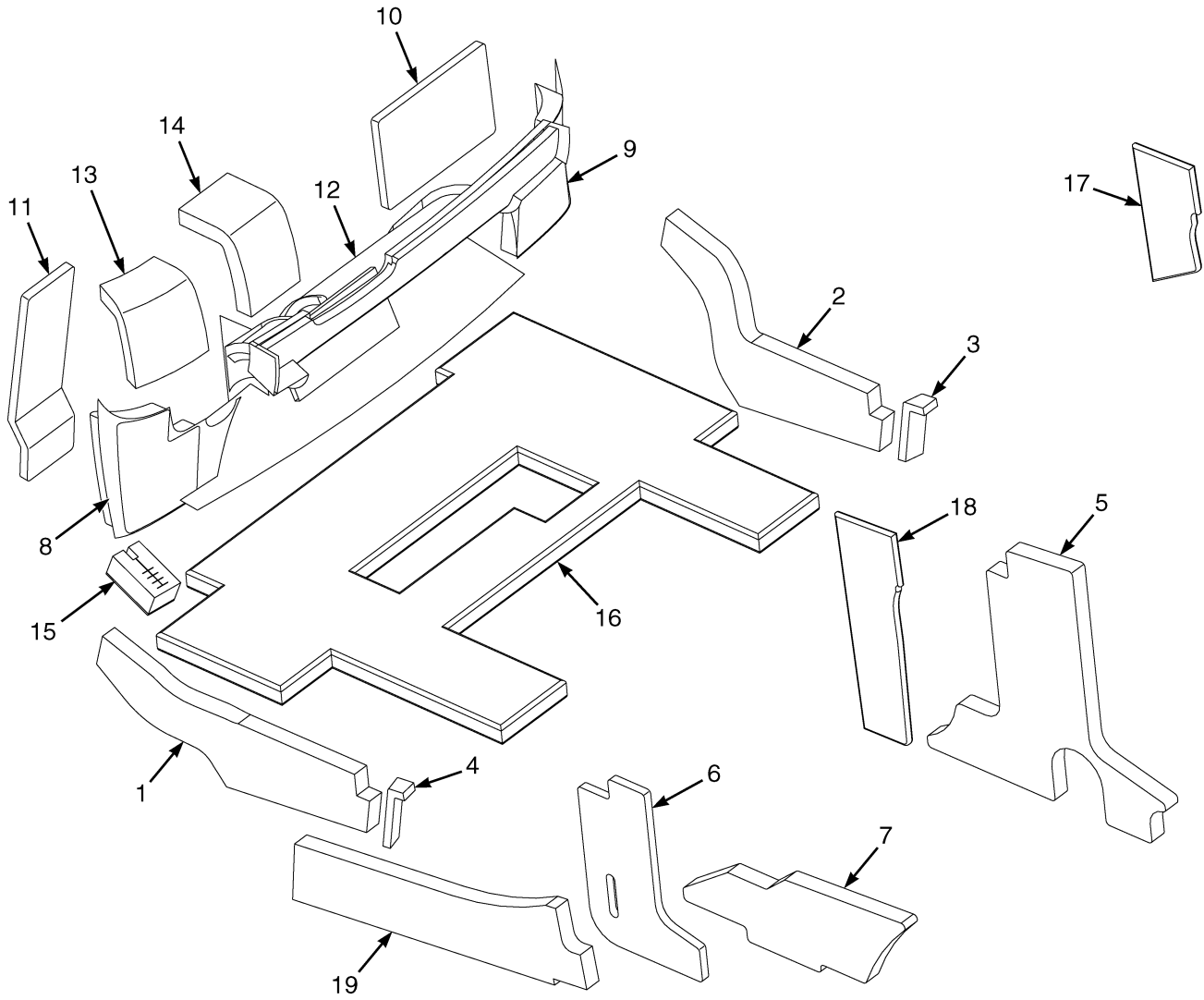
**SOUND ABATEMENT
WITHOUT CAB**

ITEM	PART NO.	DESCRIPTION	QTY
1	2087209	Shield (Underbody)	1
2	1510113	Capscrew	4
3	1531557	Insert	7
4	4009083	Liner	1
5	4009084	Liner	1
6	4011601	Trim	2
7	4109993 1527879	Capscrew	3
8	4009461	Plate Wldmt	1
9	4009683	Liner	1
10	4009684	Liner	1
11	4011602	Trim	2
12	4009681	Liner	1
13	4009682	Liner	1
14	4009085	Plate	1
15	4009988	Liner (Rear Panel-LH)	1
16	4009989	Liner (Front Panel-LH)	1
17	a 4021015	Foam Lining	1
18	4009990	Liner (Front Panel-RH)	1

FOOTNOTES:

- a** Used With Variable Displacement Pump

SOUND ABATEMENT (FIGURE 1-9) WITH CAB

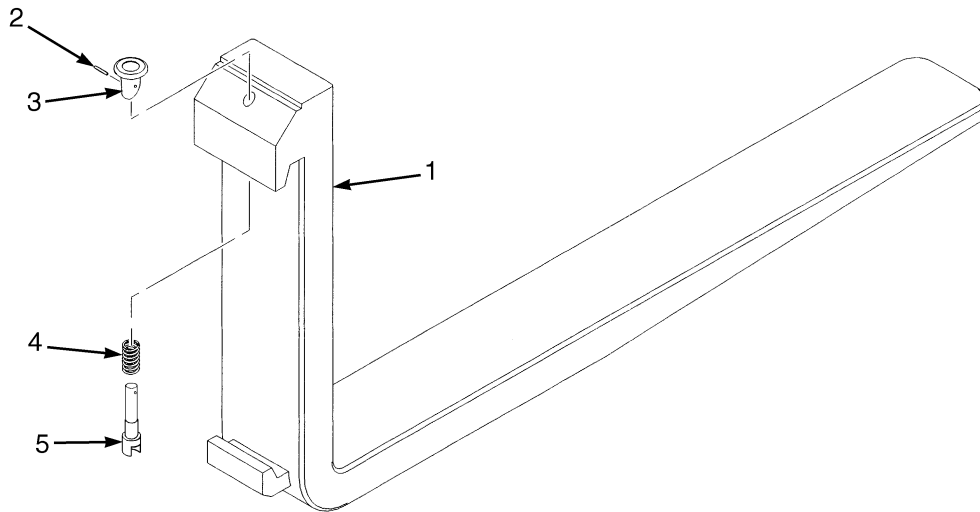


BP000864

**SOUND ABATEMENT
WITH CAB**

ITEM	PART NO.	DESCRIPTION	QTY
1	4009989	Liner (Front Panel-LH)	1
2	4009990	Liner (Front Panel-RH)	1
3	1596624	Seal (RH)	1
4	1596625	Seal (LH)	1
5	1609707	Sound Liner	1
6	1609708	Sound Liner	1
7	1609709	Sound Liner	1
8	1616480	Sound Liner (Dash-LH)	1
9	1616481	Sound Liner	1
10	1616484	Sound Liner	1
11	1616485	Sound Liner	1
12	1672722	Sound Liner (Kick Panel)	1
13	1672723	Sound Liner (Dash Panel)	1
14	1672724	Sound Liner (Dash Panel)	1
15	1705878	Liner (Handbrake Cable)	1
16	1707678	Liner (Transmission)	1
17	1708834	Liner (RH-OHG Leg)	1
18	1708835	Liner (LH-OHG Leg)	1
19	4009988	Liner (Rear Panel-LH)	1

FORKS (FIGURE 1-10)



BP000187

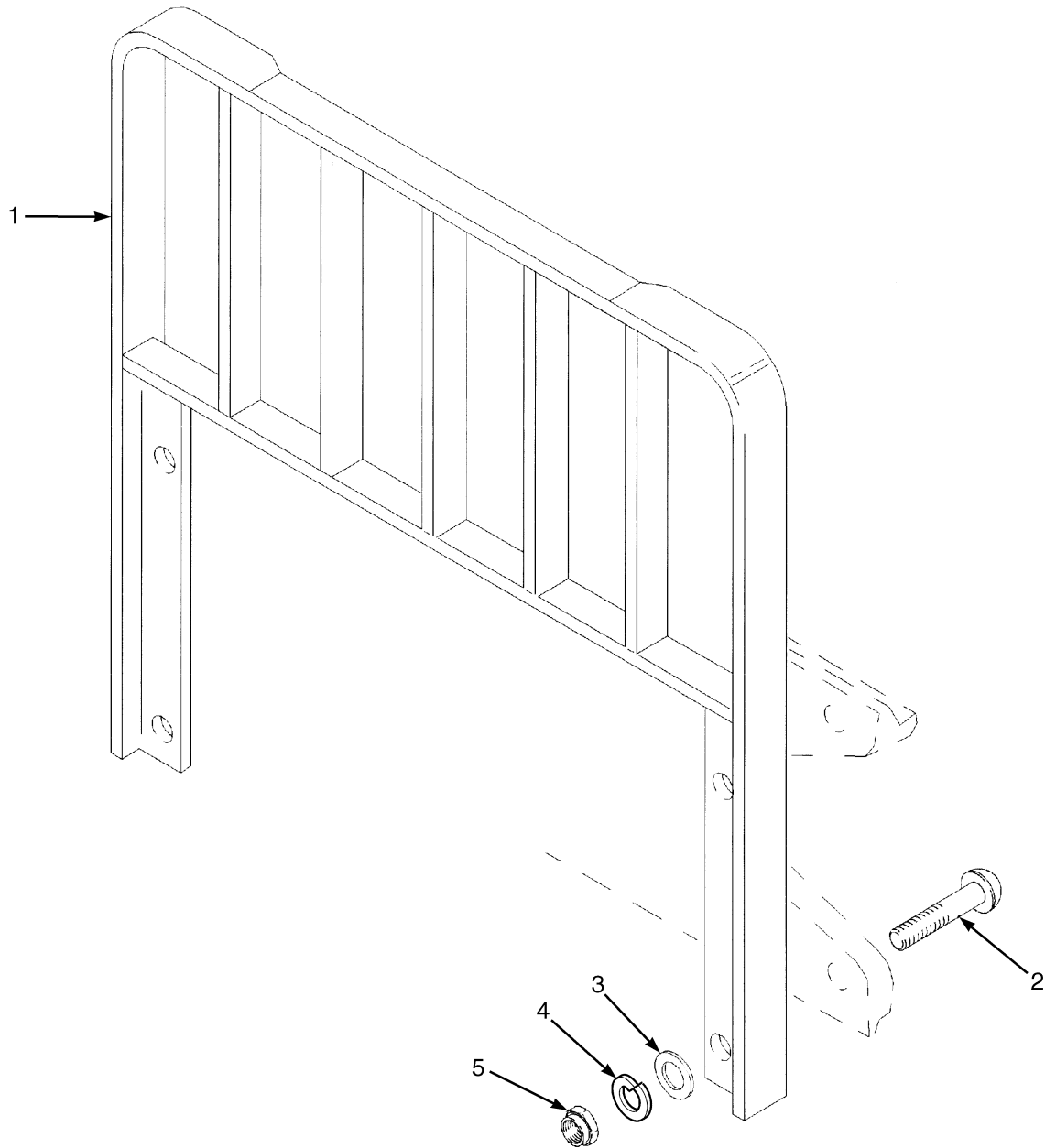
KEY:

A: Class II (100 mm x 40 mm)

B: Class III (120 mm x 50 mm)

ITEM	PART NO.	DESCRIPTION	QTY	
			A	B
1	1333043	Fork (1000 mm)	2	..
1	1333044	Fork (1100 mm)	2	..
1	1333045	Fork (1200 mm)	2	..
1	1385801	Fork (1000 mm)	2
1	1385802	Fork (1100 mm)	2
1	1385803	Fork (1200 mm)	2
2	1523734	Pin	1	1
3	1523732	Knob	1	1
4	1500782	Spring	1	..
4	1500784	Spring	1
5	1523733	Pin	1	..
5	1523737	Pin	1
	4033434	Kit-Latch	1	..
	4033435	Kit-Latch (Class III)	1

LOAD BACKREST EXTENSION (FIGURE 1-11)



HP120836

LOAD BACKREST EXTENSION

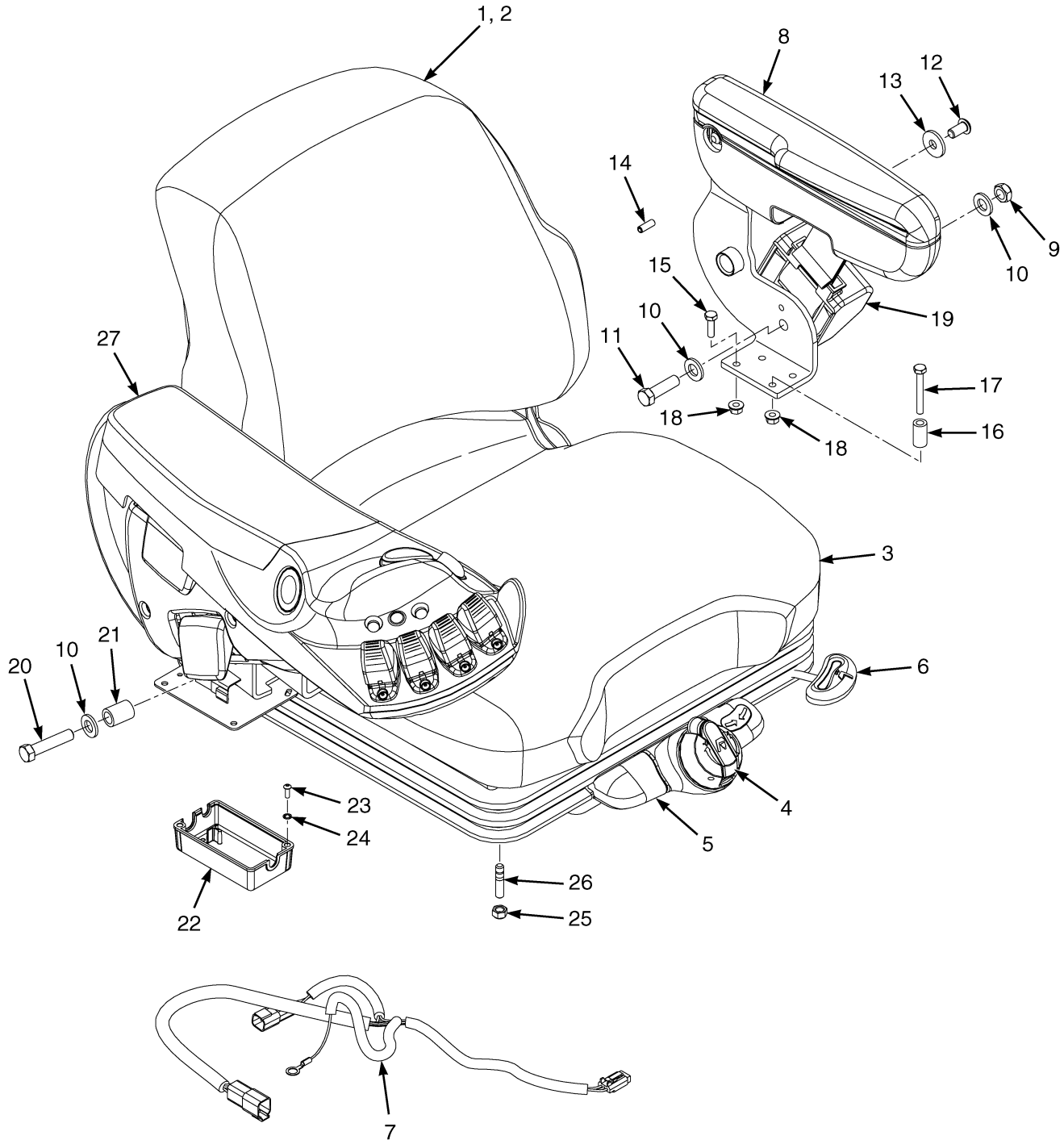
KEY:

A: For Use With Standard Carriage Only

B: For Use With Integral Side-Shift Carriage Only

ITEM	PART NO.	DESCRIPTION	QTY	
			A	B
1	1663443	Load Backrest (Class II) (1067 mm)	1	1
1	1663450	Load Backrest (Class II) (1219 mm)	1	1
1	1663460	Load Backrest (Class III) (1067 mm)	1	1
1	1663467	Load Backrest (Class III) (1219 mm)	1	1
2	1343990	Capscrew	4	..
2	2034347	Capscrew	4
3	221771	Washer	4	4
4	296423	Washer (Optional)	4	4
5	300937	Nut	4	4

FULL SUSPENSION SEAT (FIGURE 1-12) WITH ELECTRO-HYDRAULIC — SHEET 1 OF 3



BP121205

**FULL SUSPENSION SEAT
WITH ELECTRO-HYDRAULIC – SHEET 1 OF 3**

ITEM	PART NO.	DESCRIPTION	QTY
	4603382	Seat-Full Suspension (Vinyl) (Non-Swivel)	1
	4603383	Seat-Full Suspension (Cloth) (Non-Swivel)	1
	4603384	Seat-Full Suspension (Vinyl) (Swivel)	1
	4603385	Seat-Full Suspension (Cloth) (Swivel)	1
1	b 1703903	Kit-Cushion (Seat and Back, Vinyl)	1
1	b 1703900	Kit-Cushion (Seat and Back, Cloth)	1
2	b 1703901	Kit-Cushion (Back Cushion, Vinyl)	1
2	b 1703898	Kit-Cushion (Back Cushion, Cloth)	1
2	Back Cushion	1
2	Screw	2
3	b 1703902	Kit-Seat Cushion (Vinyl)	1
3	b 1703899	Kit-Seat Cushion (Cloth)	1
3	Seat Cushion	1
3	Spring	2
3	Cotter Pin	2
4	b 1703892	Kit-Weight Adjuster (☞Figure 1-15).....	1
5	b 1703893	Kit-Service (Front Panel) (Non Swivel) (☞Figure 1-15).....	1
5	b 1703894	Kit-Service (Front Panel) (With Swivel) (☞Figure 1-15).....	1
6	b 4043082	Kit-Seat Rail (Non Swivel)	1
6	b 1703904	Kit-Seat Rail (With Swivel)	1
6	Locking Rail	1
6	Slave Rail	1
6	Bolt	4
6	Nut	4
7	b 4013095	Wire Harness	1
7	b 1563208	Sensor (Operator Presence)	1
8	2099947	Armrest (Left-Hand Side)	1
9	221353	Locknut	2
10	1581852	Washer	3
11	221536	Capscrew	1
12	18735	Screw	1
13	1512536	Washer	1
14	19901	Roll Pin	1
15	18462	Capscrew	1
16	4007318	Spacer	1
17	18471	Capscrew	1
18	169874	Nut	2
19	1598504	Kit-Seat Belt (Black)	1
19	1636120	Kit-Red Seat Belt High Visibility without Interlock	1
19	4053079	Seat Belt (High Visibility with Interlock)	1
20	221542	Capscrew	1
21	1694700	Spacer	1
22	2107969	Cover (Seat-Side Electrical)	1
23	1694830	Capscrew	2
24	296357	Washer	2
25	313828	Nut	4
26	1677286	Stud	4
27	Armrest (RH) (☞Figure 1-18).....	1
	bc 1470155	Information Case (Kit)	1
	bc 4601499	Wire Harness (Seat Jumper)	1

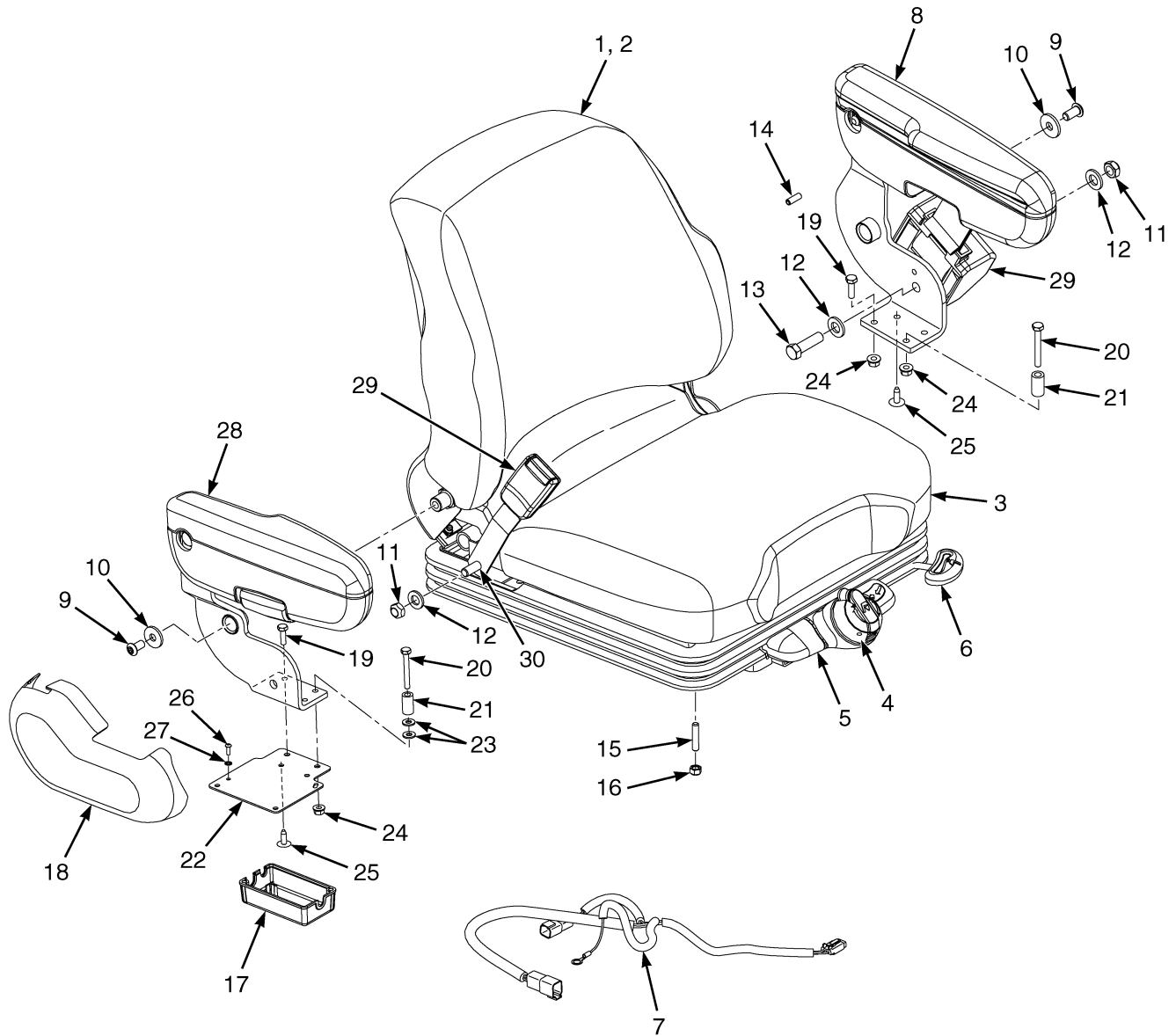
**FULL SUSPENSION SEAT
WITH ELECTRO-HYDRAULIC – SHEET 1 OF 3**

ITEM	PART NO.	DESCRIPTION	QTY
	bc 4027341	Bracket (Angle Controller)	1
	b 1703895	Kit-Service Internal Tether-80 MM Travel	1
	b 1703896	Kit-Service Internal Tether-56 MM Travel	1
	a 4036586	Kit -Seat Suspension without Swivel (☞Figure 1-15).....	1
	a 4036587	Kit -Seat Suspension with Swivel (☞Figure 1-15).....	1

FOOTNOTES:

- a** Also Includes Tether and 1703891 Kit-Recliner on Sheet 2 **c** Not Illustrated
- b** Included With Seat

FULL SUSPENSION SEAT (FIGURE 1-13) WITH MANUAL HYDRAULIC — SHEET 1 OF 3



BP121054

**FULL SUSPENSION SEAT
WITH MANUAL HYDRAULIC – SHEET 1 OF 3**

ITEM	PART NO.	DESCRIPTION	QTY
	4603382	Seat-Full Suspension (Vinyl) (Non-Swivel)	1
	4603383	Seat-Full Suspension (Cloth) (Non-Swivel)	1
	4603384	Seat-Full Suspension (Vinyl) (Swivel)	1
	4603385	Seat-Full Suspension (Cloth) (Swivel)	1
1	b 1703900	Kit-Cushion (Seat and Back, Cloth)	1
1	b 1703903	Kit-Cushion (Seat and Back, Vinyl)	1
2	b 1703901	Kit-Cushion (Back Cushion, Vinyl)	1
2	b 1703898	Kit-Cushion (Back Cushion, Cloth)	1
2	Back Cushion	1
2	Screw	2
3	b 1703902	Kit-Seat Cushion (Vinyl)	1
3	b 1703899	Kit-Seat Cushion (Cloth)	1
3	Seat Cushion	1
3	Spring	2
3	Cotter Pin	2
4	b 1703892	Kit-Weight Adjuster (☞Figure 1-15).....	1
5	b 1703893	Kit-Service (Front Panel) (Non Swivel) (☞Figure 1-15).....	1
5	1703894	Kit-Service (Front Panel) (With Swivel) (☞Figure 1-15).....	1
6	b 4043082	Kit-Seat Rail (Non Swivel)	1
6	b 1703904	Kit-Seat Rail (With Swivel)	1
6	Locking Rail	1
6	Slave Rail	1
6	Bolt	4
6	Nut	4
7	b 4013095	Wire Harness	1
8	2099947	Armrest (Left-Hand Side)	1
8	1563230	Cushion (LH Armrest)	1
9	18735	Screw	2
10	1512536	Washer	2
11	221353	Locknut	2
12	1581852	Washer	3
13	221530	Capscrew	1
14	19901	Roll Pin	1
15	1677286	Stud	4
16	313828	Nut	4
17	2107969	Cover (Seat-Side Electrical)	1
18	2099950	Seat Cover (Right-Hand Side)	1
19	18462	Capscrew	2
20	18471	Capscrew	2
21	4007318	Spacer	2
22	4004776	Cover Plate	1
23	15127	Washer	4
24	169874	Nut	4
25	1379945	Fastener	2
26	1694830	Capscrew	2
27	296357	Washer	2
28	2099949	Armrest (Right-Hand Side)	1
28	1563231	Cushion (RH Armrest)	1
29	1636120	Kit-Red Seat Belt High Visibility without Interlock	1
29	1598504	Kit-Seat Belt (Black)	1

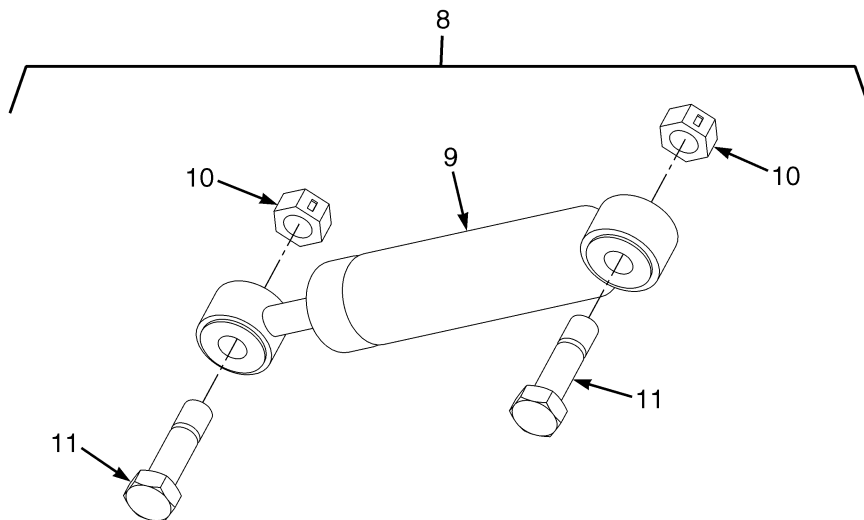
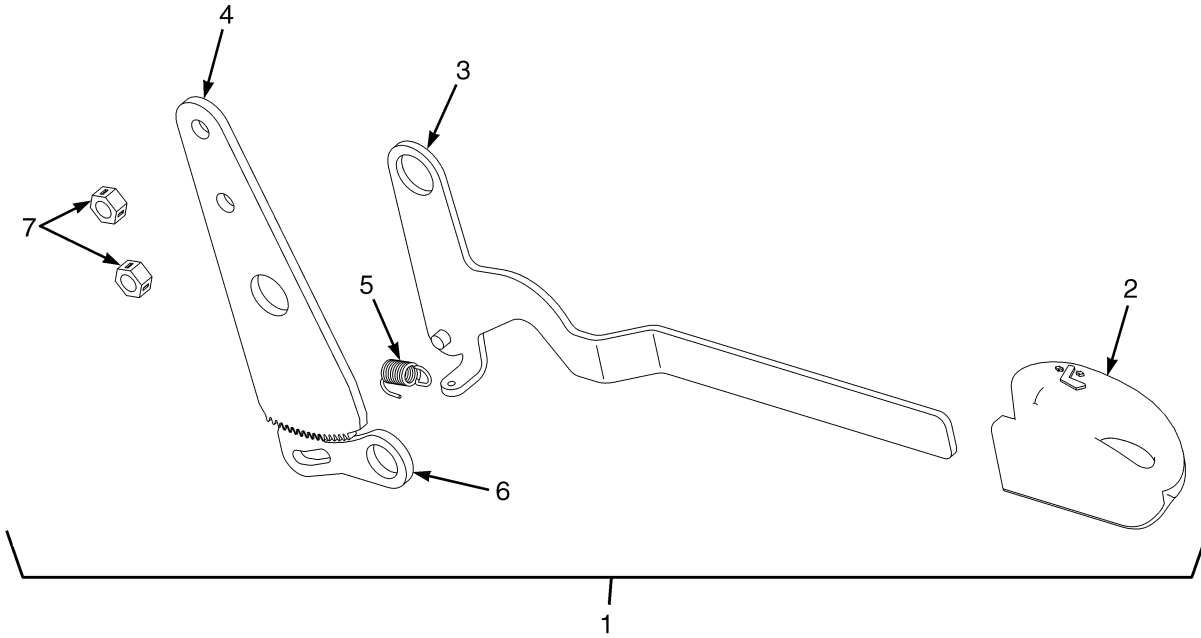
**FULL SUSPENSION SEAT
WITH MANUAL HYDRAULIC – SHEET 1 OF 3**

ITEM	PART NO.	DESCRIPTION	QTY
29	4053079	Seat Belt (High Visibility with Interlock)	1
30	221536	Capscrew	1
	c 114312	Strap Clamp	1
	bc 1470155	Information Case (Kit)	1
	bc 4601499	Wire Harness (Seat Jumper)	1
	b 4027341	Bracket	1
	b 1703895	Kit-Service Internal Tether-80 MM Travel	1
	b 1703896	Kit-Service Internal Tether-56 MM Travel	1
	a 4036586	Kit -Seat Suspension without Swivel (☞Figure 1-15).....	1
	a 4036587	Kit -Seat Suspension with Swivel (☞Figure 1-15).....	1

FOOTNOTES:

- a** Also Includes Tether and 1703891 Kit-Recliner on Sheet 2
- b** Included with Seat
- c** Not Illustrated

FULL SUSPENSION SEAT (FIGURE 1-14) RECLINER AND DAMPER KITS — SHEET 2 OF 3



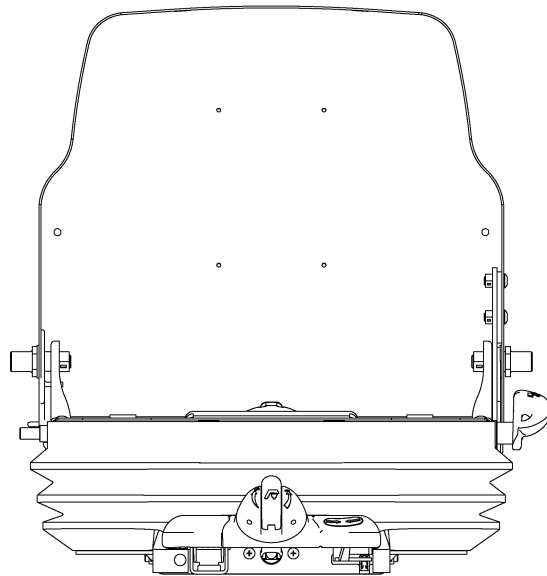
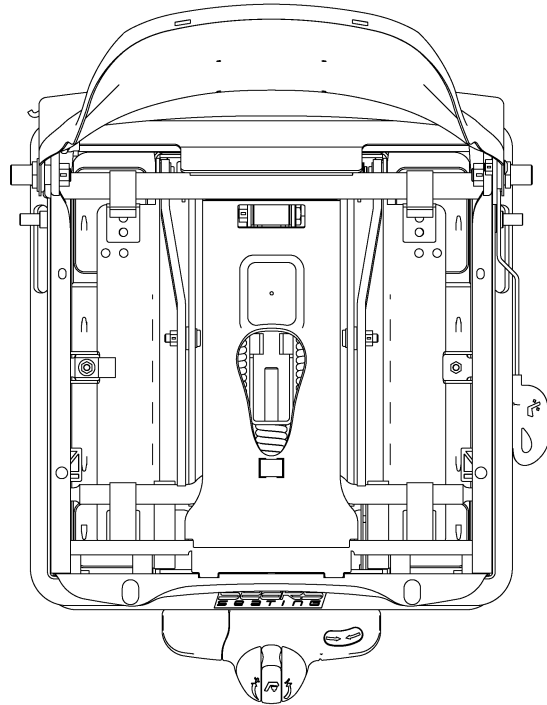
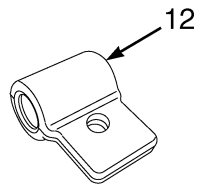
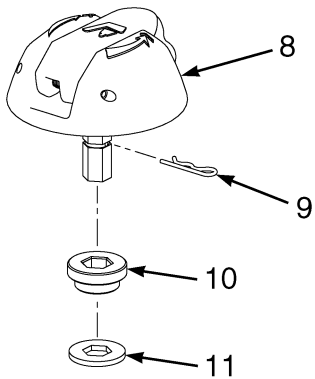
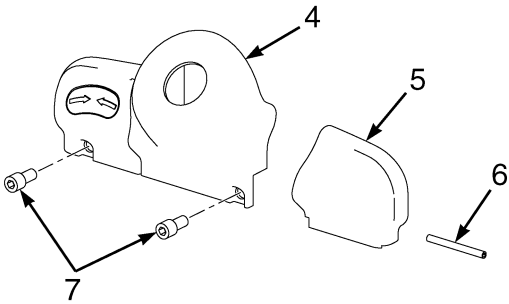
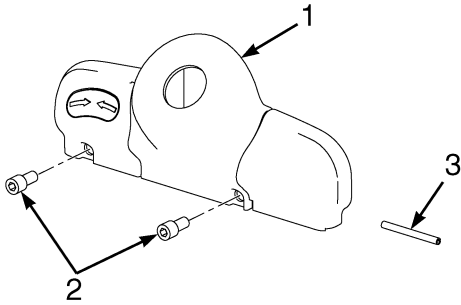
BP120646

**FULL SUSPENSION SEAT
RECLINER AND DAMPER KITS – SHEET 2 OF 3**

ITEM	PART NO.	DESCRIPTION	QTY
1	b 1703891	Kit-Recliner (Back Seat Adjustment)	1
2	Knob	1
3	Lever	1
4	1482905	Plate	1
5	Spring	1
6	1482906	Latch	1
7	1367150	Nut	2
8	a 1703890	Kit-Damper Service	1
9	1584632	Damper	1
10	1367150	Nut	2
11	1584638	Bolt	2

FOOTNOTES:**a** Included With Seat**b** Included With Seat and Non Swivel/Swivel Sets

FULL SUSPENSION SEAT (FIGURE 1-15) SERVICE KITS FOR NON SWIVEL AND SWIVEL — SHEET 3 OF 3



BP121221

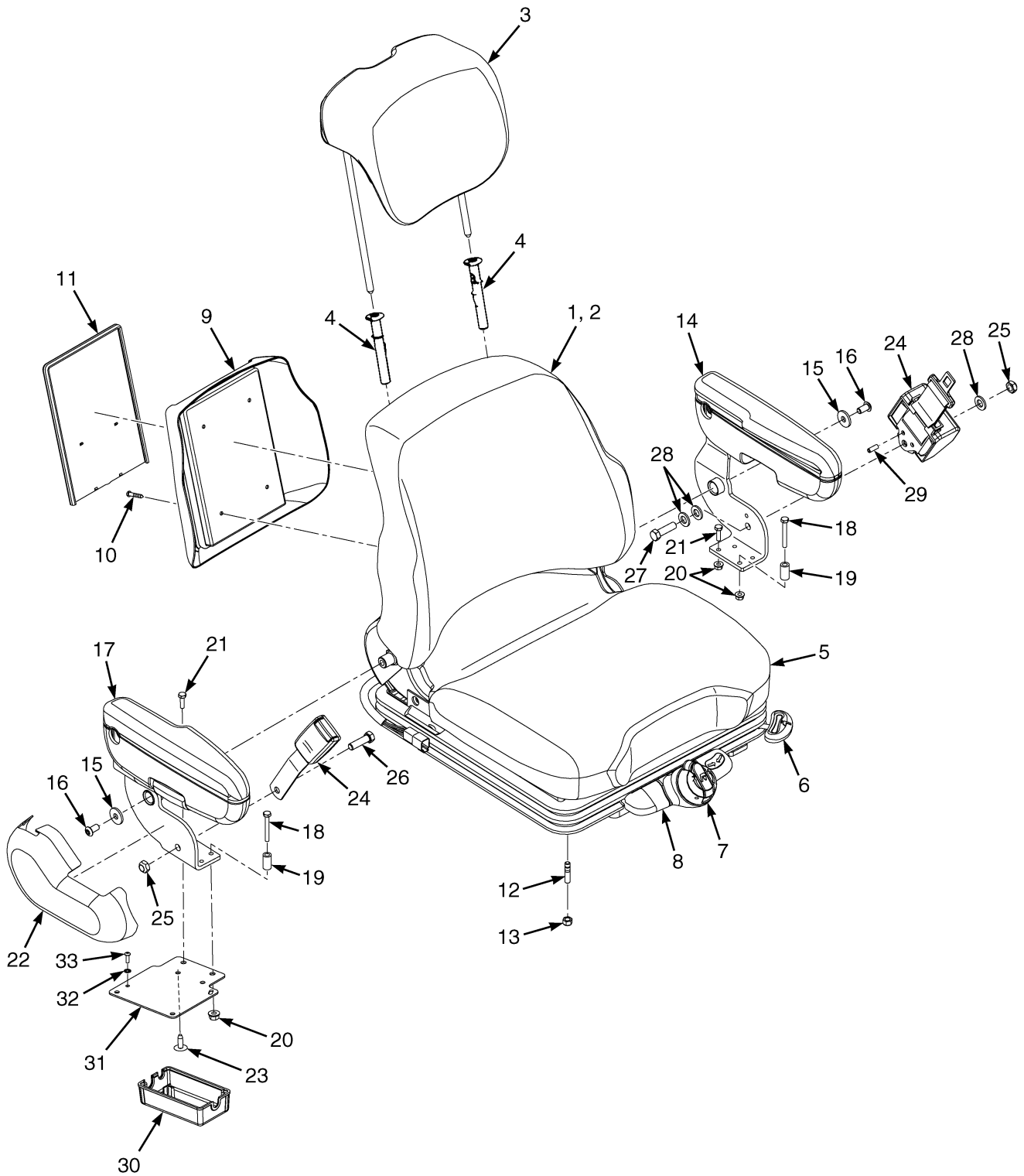
**FULL SUSPENSION SEAT
SERVICE KITS FOR NON SWIVEL AND SWIVEL – SHEET 3 OF 3**

ITEM	PART NO.	DESCRIPTION	QTY
	a 4036586	Kit -Seat Suspension without Swivel	1
	a 4036587	Kit -Seat Suspension with Swivel	1
1	1703893	Kit-Service (Front Panel) (Non Swivel)	1
1	Front Panel	1
2	Capscrew	2
3	Roll Pin	1
4	1703894	Kit-Service (Front Panel) (With Swivel)	1
4	Front Panel	1
5	Swivel Knob	1
6	Roll Pin	1
7	Capscrew	2
8	1703892	Kit-Weight Adjuster	1
8	Knob	1
9	Cotter Pin	1
10	Bushing	1
11	Washer	1
12	4046492	Lever Spring Pull	2

FOOTNOTES:

- a** Also includes Recliner and Tether Kits

SEAT (FIGURE 1-16) FULL SUSPENSION, HIGH BACK WITH LUMBAR ADJUSTMENT — SHEET 1 OF 2



BP121206

SEAT
FULL SUSPENSION, HIGH BACK WITH LUMBAR ADJUSTMENT – SHEET 1 OF 2

ITEM	PART NO.	DESCRIPTION	QTY
	4614480	Seat-Full Suspension (Vinyl)	1
	4614481	Seat-Full Suspension (Cloth)	1
1	a 4016924	Kit-Cushion (Seat Back, Vinyl)	1
1	a 4016928	Kit-Cushion (Seat Back, Cloth)	1
2	Back Cushion	1
2	1584643	Screw	2
3	a 4016926	Cushion (Head Rest Vinyl)	1
3	a 4016930	Cushion (Head Rest Cloth)	1
4	1615149	Guide Assembly (Tubes)	2
5	a 1703903	Kit-Cushion (Seat and Back, Vinyl)	1
5	a 1703900	Kit-Cushion (Seat and Back, Cloth)	1
5	1703902	Kit-Seat Cushion (Vinyl)	1
5	1703899	Kit-Seat Cushion (Cloth)	1
5	Seat Cushion	1
5	1637285	Spring	2
5	1513089	Cotter Pin (Hair)	2
6	a 4043082	Kit-Seat Rail	1
6	Locking Rail	1
6	Slave Rail	1
6	Bolt	4
6	1367150	Nut	4
7	a 1703892	Kit-Weight Adjuster	1
7	Knob	1
7	Bushing	1
7	Washer	1
7	Pin	1
7	U-Joint	1
8	a 1703893	Kit-Service (Front Panel) (Non Swivel)	1
8	Front Panel	1
8	Socket Head Capscrew	2
8	Roll Pin	1
9	a 1482925	Plate (Book Box)	1
10	a 1482949	Screw	4
11	a 1453887	Holder	1
12	1677286	Stud	4
13	313828	Nut	4
14	2099947	Armrest (Left-Hand Side)	1
14	1563230	Cushion (LH Armrest)	1
15	1512536	Washer	2
16	18735	Screw	2
17	2099949	Armrest (Right-Hand Side)	1
17	1563231	Cushion (RH Armrest)	1
18	18471	Capscrew	2
19	4007318	Spacer	2
20	169874	Nut	4
21	18462	Capscrew	2
22	2099950	Seat Cover (Right-Hand Side)	1
23	1379945	Fastener	2
24	1598504	Kit-Seat Belt (Black)	1
24	1636120	Kit-Red Seat Belt High Visibility without Interlock	1

SEAT

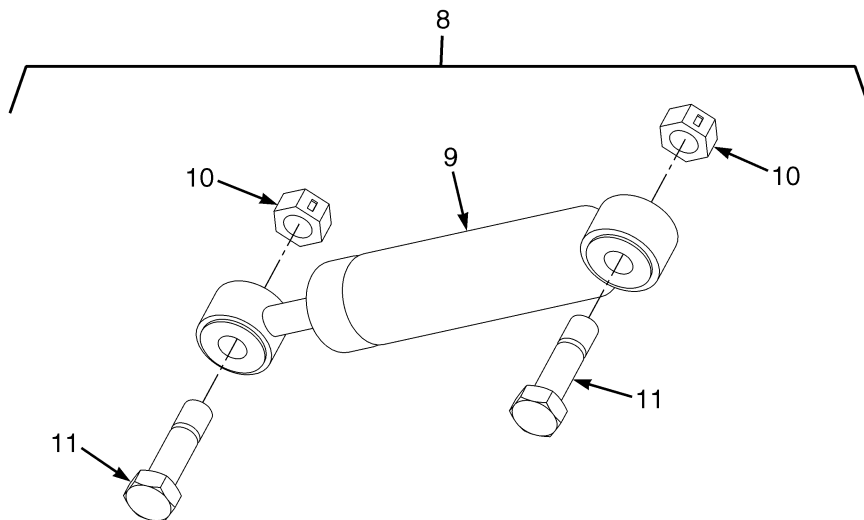
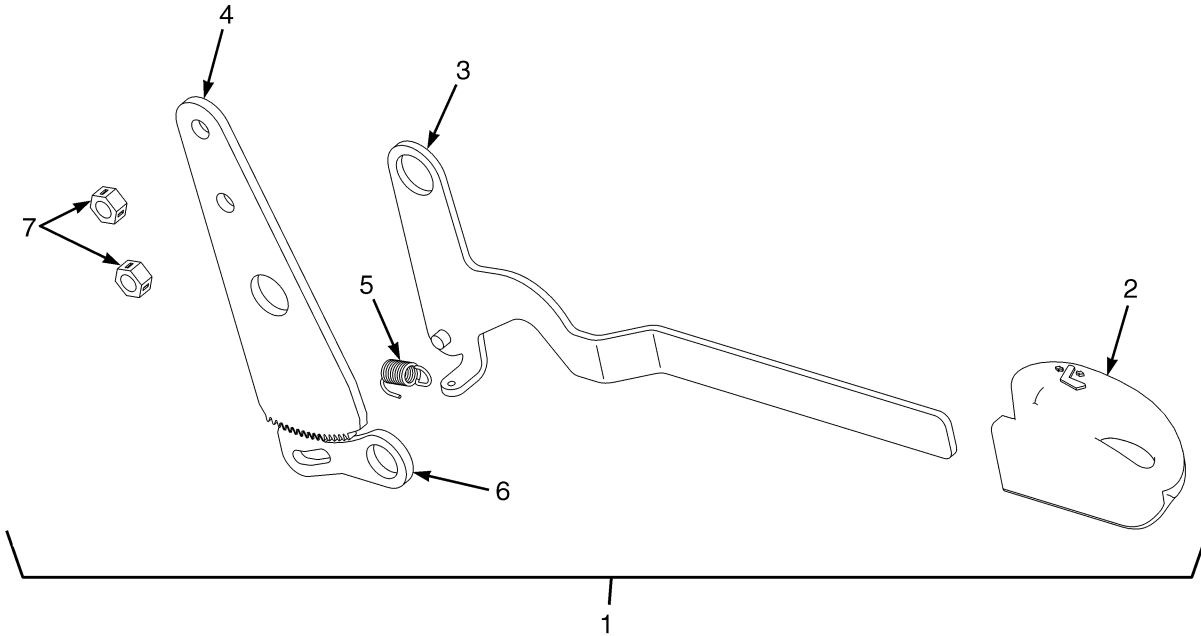
FULL SUSPENSION, HIGH BACK WITH LUMBAR ADJUSTMENT – SHEET 1 OF 2

ITEM	PART NO.	DESCRIPTION	QTY
24	4053079	Seat Belt (High Visibility with Interlock)	1
25	221353	Locknut	2
26	221530	Capscrew	1
27	221536	Capscrew	1
28	1581852	Washer	3
29	19901	Roll Pin	1
30	2107969	Cover (Seat-Side Electrical)	1
31	4004776	Cover Plate	1
32	296357	Washer	2
33	1694830	Capscrew	2
	ac 4046492	Lever	1
	ac 1563208	Sensor (Operator Presence)	1
	ac 4027341	Bracket	1
	ac 1703895	Kit-Service Internal Tether-80 MM Travel	1
	ac 114312	Strap Clamp	1
	ac 4013095	Wire Harness	1
	ac 4032461	Kit (Mechanical Lumbar)	1
	bc 4032460	Kit Seat Suspension (Non Swivel Seat)	1

FOOTNOTES:

- a** Included With Seat
- b** Includes Tether and Kit-Recliner 1703891 from Sheet 2 of 2.
- c** Not Illustrated

SEAT (FIGURE 1-17) FULL SUSPENSION, HIGH BACK WITH LUMBAR ADJUSTMENT — SHEET 2 OF 2



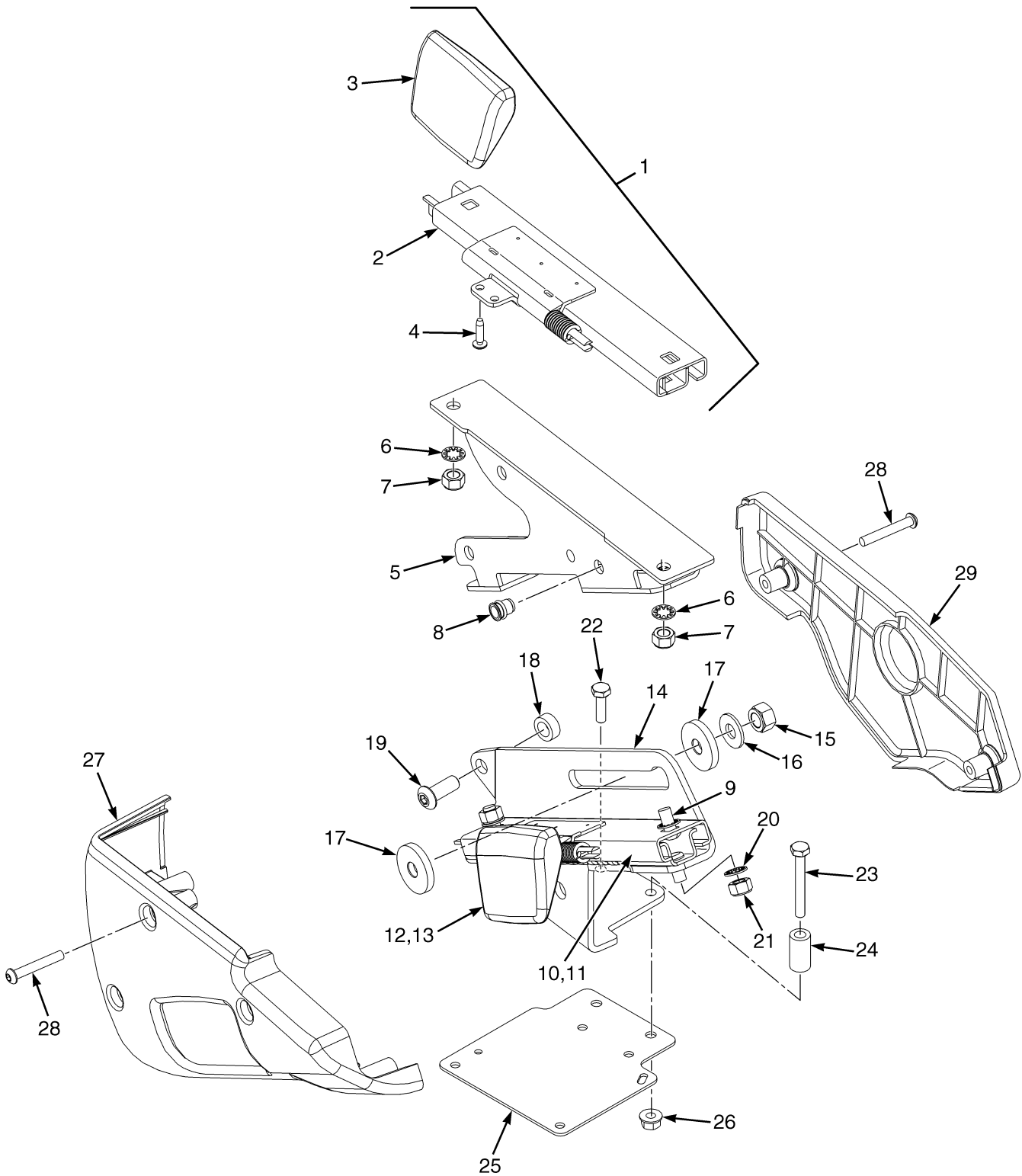
BP120646

SEAT
FULL SUSPENSION, HIGH BACK WITH LUMBAR ADJUSTMENT – SHEET 2 OF 2

ITEM	PART NO.	DESCRIPTION	QTY
1	b 1703891	Kit-Recliner (Back Seat Adjustment)	1
2	Knob	1
3	Lever	1
4	1482905	Plate	1
5	Spring	1
6	1482906	Latch	1
7	1367150	Nut	2
8	a 1703890	Kit-Damper Service	1
9	1584632	Damper	1
10	1367150	Nut	2
11	1584638	Bolt	2

FOOTNOTES:**a** Included With Seat**b** Included With Seat and Non Swivel Set

ARMREST ASSEMBLY (FIGURE 1-18) MINI-LEVER MODULES — FULL SUSPENSION SEAT

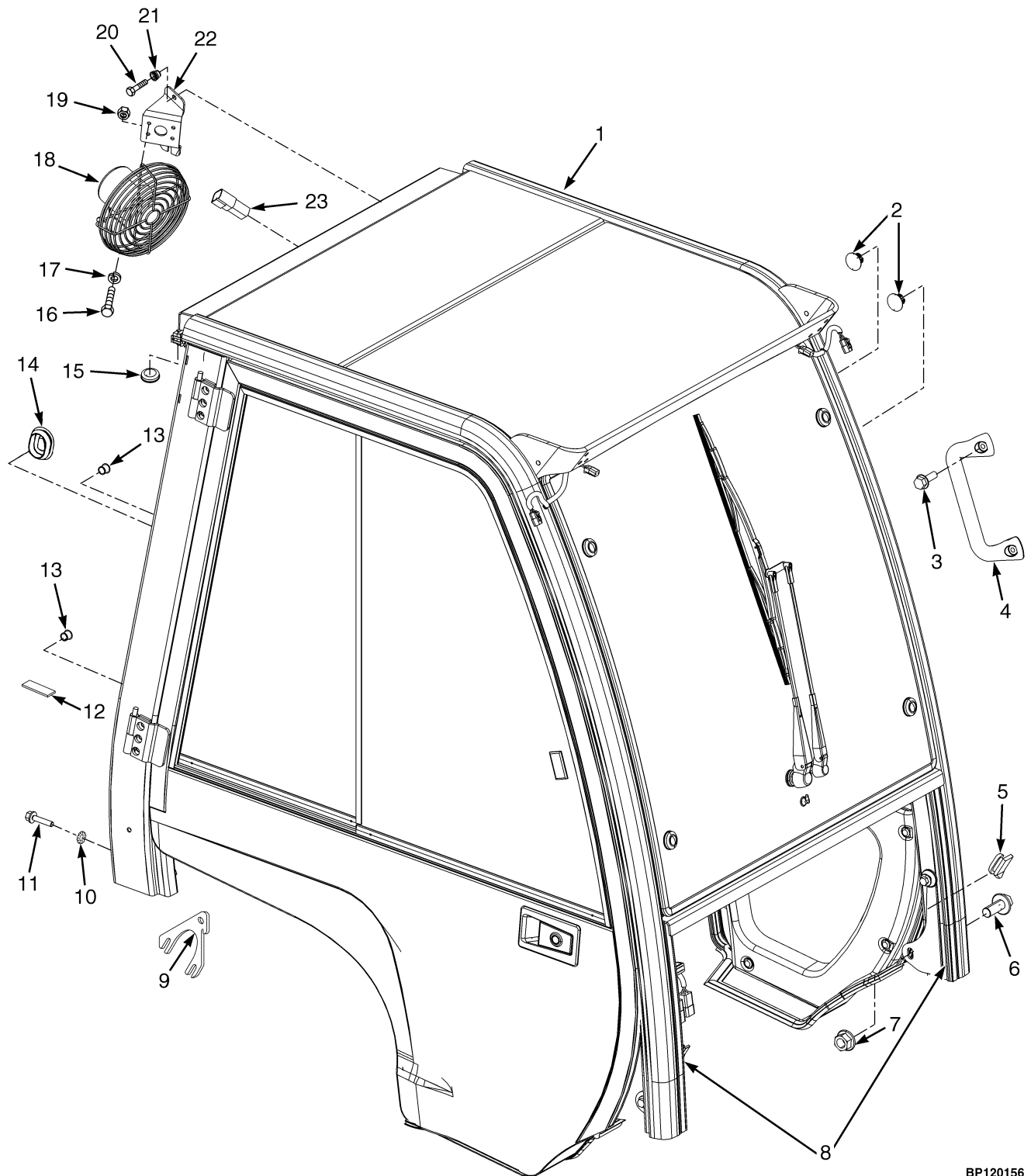


BP120701

ARMREST ASSEMBLY
MINI-LEVER MODULES – FULL SUSPENSION SEAT

ITEM	PART NO.	DESCRIPTION	QTY
	4005010	Armrest (Slider for Mini Lever)	1
1	Slider Assembly	1
2	1661511	Armrest (Slider)	1
3	1655865	Handle (Slider)	1
4	227157	Screw	2
5	4007052	Bracket Wldmt	1
6	296360	Washer	4
7	313828	Nut	4
8	1531558	Insert	3
9	296165	Capscrew	2
10	Slider Assembly	1
11	1661511	Armrest (Slider)	1
12	1655865	Handle (Slider)	1
13	227157	Screw	2
14	4004775	Bracket	1
15	316826	Nut	1
16	320160	Washer	1
17	1650640	Washer	2
18	4007319	Spacer	1
19	18738	Capscrew	1
20	296360	Washer	2
21	313828	Nut	2
22	18462	Capscrew	1
23	18471	Capscrew	1
24	4007318	Spacer	1
25	4004776	Cover Plate	1
26	169874	Nut	2
27	4603492	Cover	1
28	2062875	Capscrew	5
29	4603493	Cover	1

MODULAR CAB (FIGURE 1-19) WITHOUT A/C



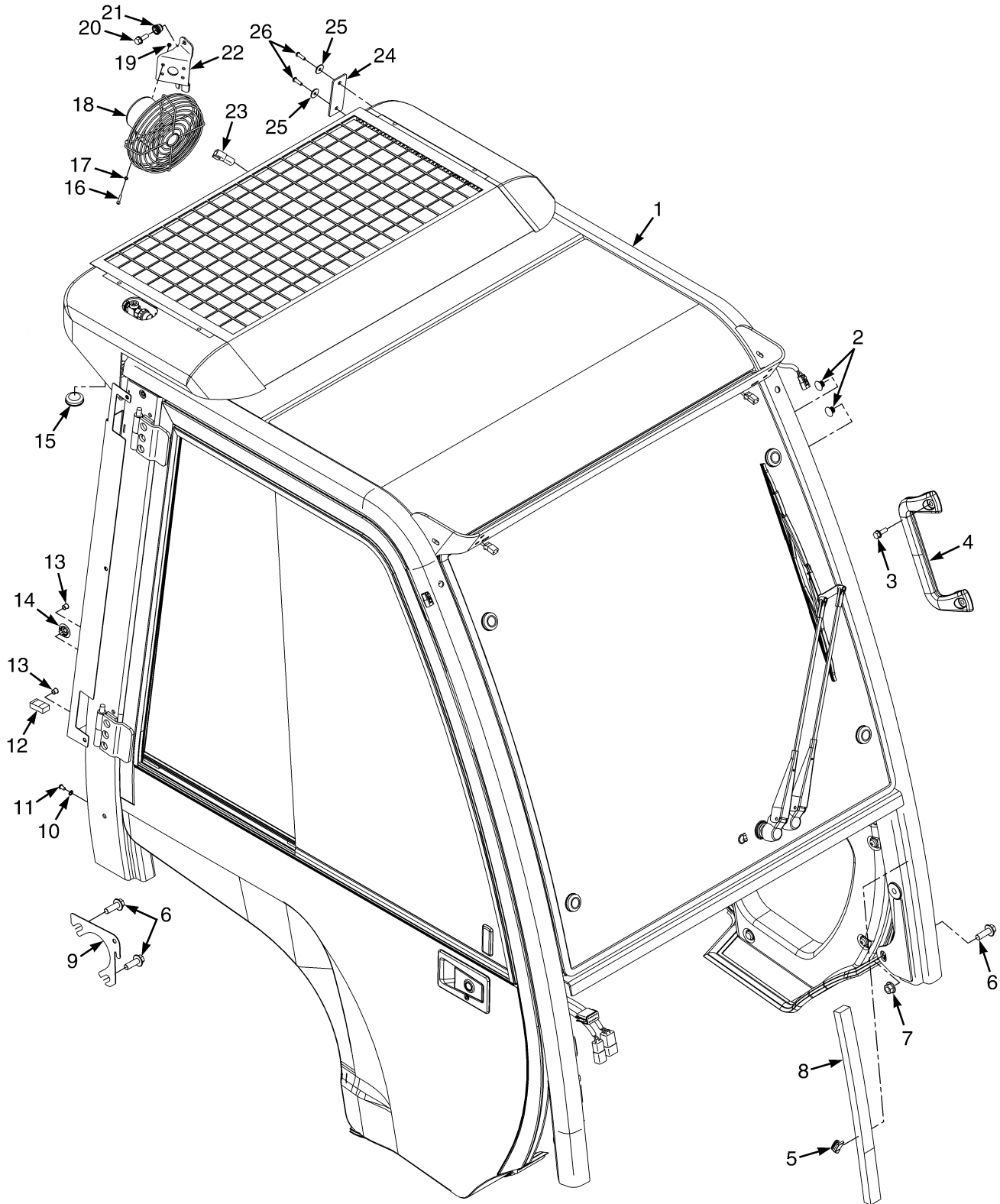
BP120156

**MODULAR CAB
WITHOUT A/C****KEY:****A: With Steel Doors****B: With PVC Doors**

ITEM	PART NO.	DESCRIPTION	QTY	
			A	B
1	1652722	Cab (With Steel Doors) (☞Figure 1-24, ☞Figure 1-25, ☞Figure 1-26, ☞Figure 1-30, ☞Figure 1-34, ☞Figure 1-22).....	1	..
1	1641660	Cab (With PVC Doors) (☞Figure 1-29, ☞Figure 1-30, ☞Figure 1-34, ☞Figure 1-22).....	..	1
2	1574301	Plug	6	8
3	1583611	Capscrew	8	4
4	1536813	Handle (Grab)	1	1
5	1589787	Seal	2	2
6	1527888	Capscrew	8	8
7	1528888	Nut (Shoulder)	2	2
8	4040607	Seal	2	2
9	1636853	Shim	2	2
10	296359	Washer	6	6
11	296157	Capscrew	6	6
12	1614686	Strip Seal (LH)	1	1
12	1614687	Strip Seal (RH)	1	1
13	1494888	Plug	4	2
14	1599415	Plug	1	1
15	1560671	Grommet	1	1
16	1565125	Screw	4	..
17	292678	Lockwasher	4	..
18	1359562	Fan Assembly	1	..
18	1311213	Fan	1	..
18	1330409	Connector	1	..
18	1330414	Connector (Secondary Lock)	1	..
18	1330437	Terminal (Pin)	2	..
19	1463912	Nut	4	..
20	1583611	Capscrew	2	..
21	1531557	Insert	2	..
22	1613734	Bracket	1	..
23	1351681	Connector	1	1
	a 1636647	Shim	AR	AR
	a 2070996	Grommet	1	1

FOOTNOTES:**a** Not Illustrated

MODULAR CAB (FIGURE 1-20) WITH A/C



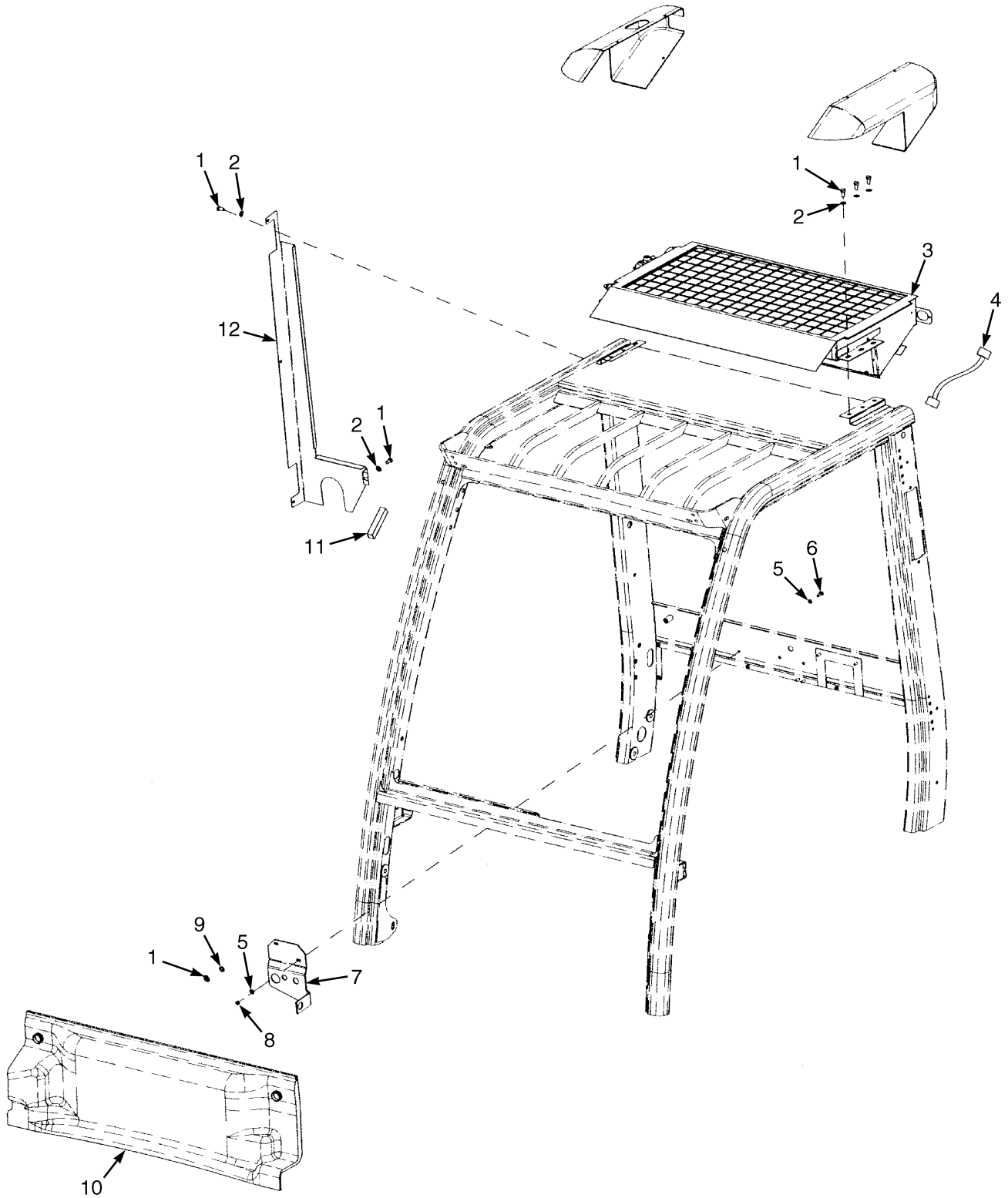
BP120638

**MODULAR CAB
WITH A/C**

ITEM	PART NO.	DESCRIPTION	QTY
1	1683428	Cab (☞ Figure 1-21, ☞ Figure 1-24, ☞ Figure 1-25, ☞ Figure 1-30, ☞ Figure 1-34, ☞ Figure 1-23).....	1
2	1574301	Plug	6
3	1583611	Capscrew	4
4	1536813	Handle (Grab)	1
5	1589787	Seal	2
6	1527888	Capscrew	8
7	1528888	Nut (Shoulder)	2
8	4040607	Seal	2
9	1636853	Shim	2
10	296359	Washer	6
11	296157	Capscrew	6
12	1614686	Strip Seal (LH)	1
12	1614687	Strip Seal (RH)	1
13	1494888	Plug	4
14	1599415	Plug	1
15	1560671	Grommet	1
16	1565125	Screw	4
17	292678	Lockwasher	4
18	1359562	Fan Assembly	1
18	1311213	Fan	1
18	1330409	Connector	1
18	1330414	Connector (Secondary Lock)	1
18	1330437	Terminal (Pin)	2
19	1463912	Nut	4
20	1583611	Capscrew	2
21	1531557	Insert	2
22	1613734	Bracket	1
23	1351681	Connector	1
24	1690075	Plate	2
25	1709980	Washer	4
26	1710006	Capscrew	4
	a 1636647	Shim	AR

FOOTNOTES:**a** Not Illustrated

MODULAR CAB ATTACHING PARTS (FIGURE 1-21) WITH A/C

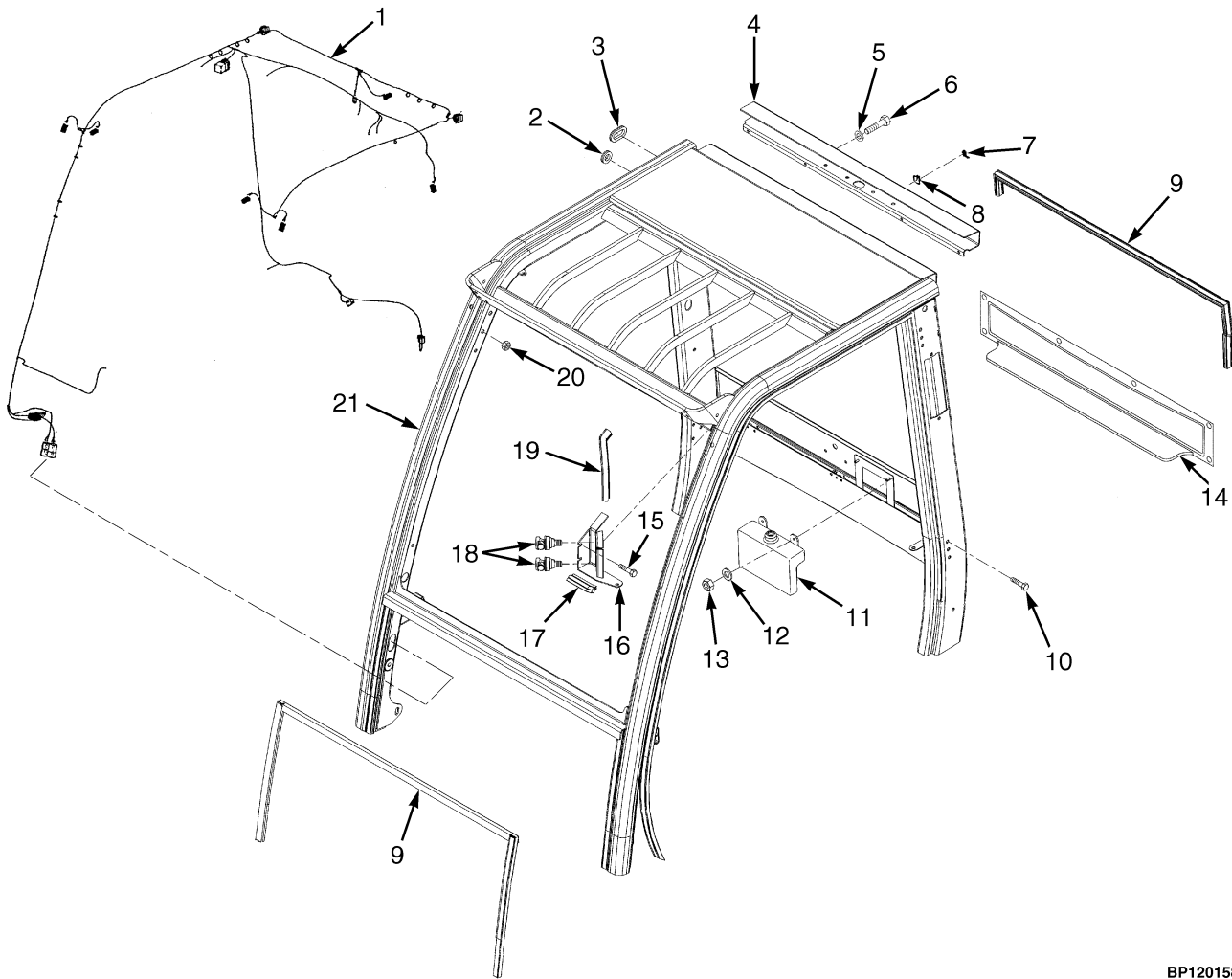


BP120640

**MODULAR CAB ATTACHING PARTS
WITH A/C**

ITEM	PART NO.	DESCRIPTION	QTY
	1683428	Cab	1
1	287851	Capscrew	9
2	320158	Washer	10
3	4007135	Condenser (☞ Figure 1-35).....	1
4	1701960	Wire Harness	2
5	4093489		
	320156	Washer	4
6	292501	Capscrew	2
7	1701959	Grommet	1
8	136687	Nut	2
9	239503	Nut	1
10	1688200	Cover	1
11	1498336	Edge Protector	1
12	1701958	Cover	1

MODULAR CAB (FIGURE 1-22) FRAME AND ATTACHING PARTS — WITHOUT A/C



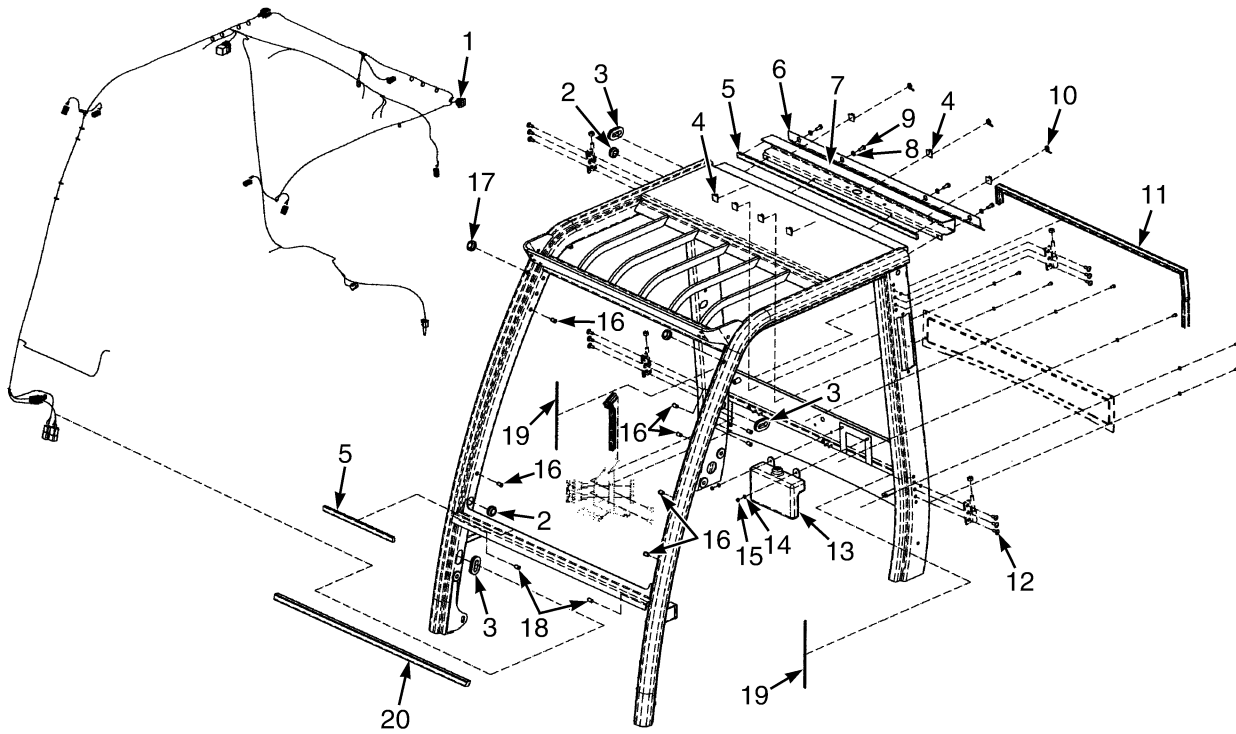
BP120158

**MODULAR CAB
FRAME AND ATTACHING PARTS – WITHOUT A/C**

ITEM	PART NO.	DESCRIPTION	QTY
	1652722	Cab (Without A/C)	1
	1641660	Cab (With PVC Doors)	1
1	1598333	Wire Harness	1
1	2044712	Relay (30 Amp)	1
2	1579116	Grommet	2
3	1598332	Grommet	3
4	1639004	Cover (Cable)	1
5	320158	Washer	4
6	136681	Capscrew	4
7	1558036	Clip	3
8	1393499	Clamp	3
9	1515337	Seal	AR
10	1493308	Bolt	12
11	1598329	Reservoir (Washer Bottle with Pump)	1
11	1705156	Pump (Windshield Washer, 12V)	1
12	4093489		
	320156	Washer	7
13	136687	Nut	2
14	1598668	Cover (Rear)	1
15	a 1583611	Capscrew	2
16	a	Heater Hose Bulkhead	1
16	a 1643584	Bracket	1
16	a 1393539	Seal	AR
17	1515337	Seal	AR
18	1598327	Connector (Female)	2
19	1614926	Strip Seal	1
20	1468308	Nut	6
21	Frame	1

FOOTNOTES:**a** With PVC Doors

MODULAR CAB (FIGURE 1-23) FRAME AND ATTACHING PARTS — WITH A/C

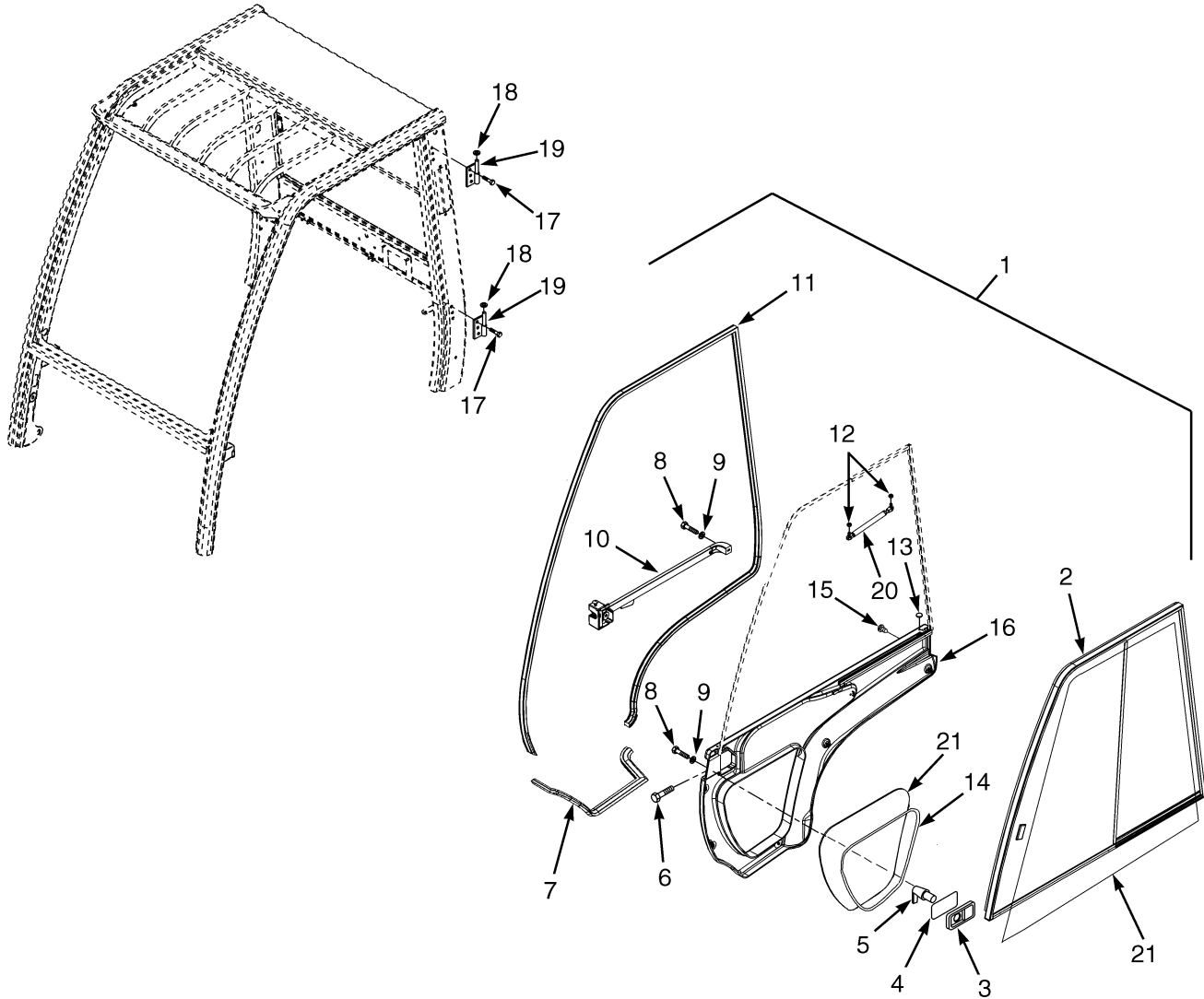


BP120635

**MODULAR CAB
FRAME AND ATTACHING PARTS – WITH A/C**

ITEM	PART NO.	DESCRIPTION	QTY
	1683428	Cab (With A/C)	1
1	1598333	Wire Harness	1
2	1646729	Grommet	2
3	1598332	Grommet	3
4	1558036	Clip	7
5	1646726	Seal	AR
6	1690936	Cover	1
7	1639004	Cover	1
8	Washer	4
9	136681	Capscrew	4
10	1393499	Clamp	3
11	1515337	Seal	AR
12	1674103	Screw	12
13	1598329	Reservoir (Washer Bottle with Pump)	1
13	1705156	Pump (Windshield Washer, 12V)	1
14	4093489 320156	Washer	2
15	136687	Nut	2
16	1674102	Rivet	9
17	1646728	Sleeve	2
18	Nut	1
19	1692589	Adhesive	AR
20	1674106	Seal	AR

MODULAR CAB (FIGURE 1-24) LH DOOR



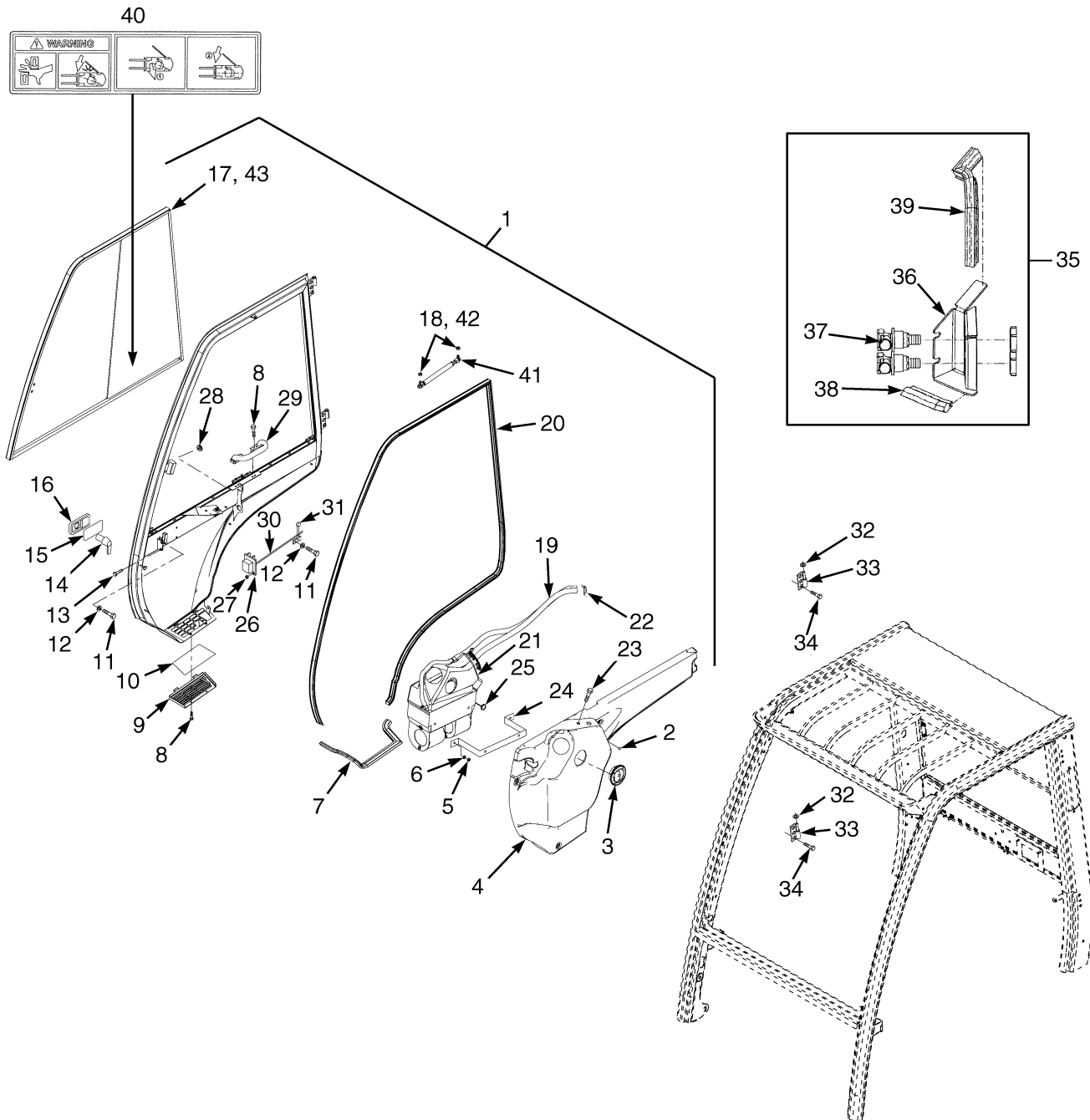
HP120861

**MODULAR CAB
LH DOOR****KEY:****A: Standard Cab****B: Cab with A/C**

ITEM	PART NO.	DESCRIPTION	QTY	
			A	B
	1652722	Cab (Without A/C)	1	..
	1683428	Cab (With A/C)	1
1	1690931	Door (LH)	1	..
1	1598417	Door Assembly (LH)	1
1	1651814	Door Frame Weldment (LH)	1
2	1653967	Sliding Window Assembly (☞ Figure 1-31).....	1	1
3	1598393	Grip (Without Key)	1	1
4	1598394	Shim	1	1
5	1598392	Lever	1	1
6	296229	Capscrew	2	2
7	1393539	Seal	AR	..
7	1623391	Seal	AR
8	302047	Screw	5	3
8	1623393	Capscrew	2
9	4093489			
	320156	Washer	5	3
9	1651739	Rivet	2
10	1393479	Door Handle	1	1
11	1515337	Seal	AR	..
11	1393463	Seal	AR
12	316835	Nut	2	1
12	302400	Nut (Alternate Part)	2	2
12	1393472	Ball Stud	1
12	4009902	Ball Stud (Alternate Part)	2	2
13	1598390	Plug	2	..
13	1558034	Button	2
14	1598395	Window (Door, Lower, LH)	1	1
15	1598389	Fastener	5	3
15	1651739	Rivet	2
16	1653973	Cover (Door, LH)	1	1
17	1493308	Bolt	12	..
17	1674103	Screw	12
18	1468312	Washer	2	..
19	1503958	Hinge (LH)	2	..
20	1598397	Gas Spring	1	1
21	1558294	Seal	AR	..
	a 1598390	Plug	5	..
	a 1593629	Key (For Cab Door Grip)	2	1
	a 1506825	Strap Clamp	1

FOOTNOTES:**a** Not Illustrated

MODULAR CAB (FIGURE 1-25) RH DOOR AND HEATER ASSEMBLY



BP120636

**MODULAR CAB
RH DOOR AND HEATER ASSEMBLY**

KEY:

A: Standard Cab

B: Cab With A/C

ITEM	PART NO.	DESCRIPTION	QTY	
			A	B
	1652722	Cab (Without A/C)	1	..
	1683428	Cab (With A/C)	1
1	1690932	Door (RH)	1	..
1	1652426	Door (RH) (Weldment)	1	..
1	1701961	Door Assembly with Air Conditioner (RH)	1
2	1598389	Fastener	6	3
3	1598398	Louver (Air)	3	3
4	1653972	Cover (Door, RH)	1	..
4	1701964	Cover (Door, RH)	1
5	239503	Nut	2	2
6	320158	Washer	2	4
7	1393539	Seal	AR	..
7	1623391	Seal	AR
8	1598399	Screw	6	2
8	1701962	Screw	4
9	1598401	Bracket	1	1
10	1598400	Filter	1	1
11	302047	Screw	6	4
11	1623393	Capscrew	2
12	4093489			
	320156	Washer	6	6
13	296229	Capscrew	2	2
14	1598411	Lever	1	1
15	1598394	Shim	1	1
16	1598393	Grip (Without Key)	1	1
17	1653970	Sliding Window Assembly (☞Figure 1-32).....	1	1
18	302400	Nut	2	2
19	1623400	Hose	AR	AR
20	1515337	Seal	AR	..
20	1393463	Seal	AR
21	1598404	Heater Assembly (☞Figure 1-28).....	1	1
21	1701967	Air Conditioner (☞Figure 1-27).....	..	1
22	1393499	Clamp	1	1
22	1674073	Clamp	4
23	1468318	Screw	4	4
24	1598669	Bracket	1	..
24	1701965	Bracket	1
25	1598390	Plug	5	..
26	1598412	Latch (RH)	1	1
27	1598408	Nut	2	2
28	1579116	Grommet	2	..
28	1646729	Grommet	2
29	4070545	Handle	1	1
30	1598409	Bar	1	1
31	1598410	Lever	1	1

MODULAR CAB RH DOOR AND HEATER ASSEMBLY

KEY:

A: Standard Cab

B: Cab With A/C

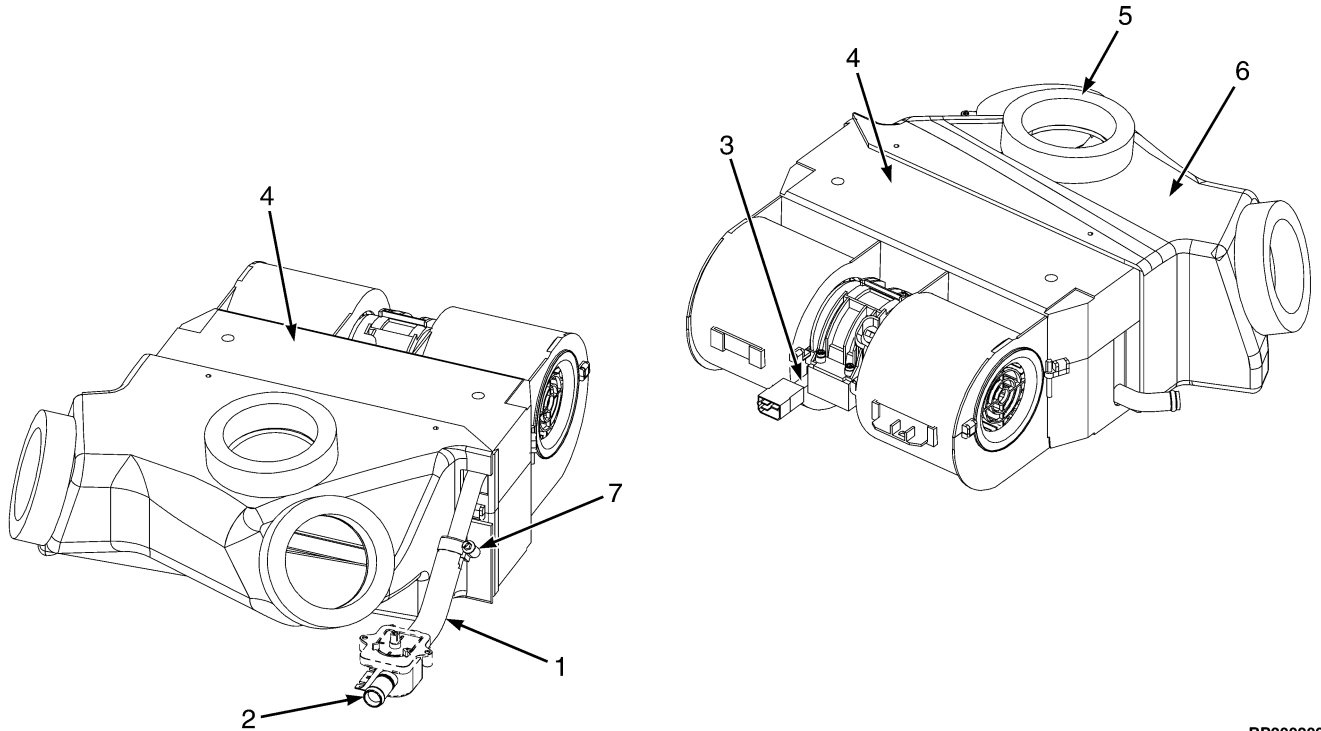
ITEM	PART NO.	DESCRIPTION	QTY	
			A	B
32	1468312	Washer	2	2
33	1503959	Hinge (RH)	2	2
34	1493308	Bolt	12	12
35	1641494	Bulkhead	1	1
36	1643584	Bracket	1	1
37	1598327	Connector (Female)	2	2
38	1393539	Seal	AR	AR
39	1515337	Seal	AR	AR
40	a 2081868	Label (Warning Cab with Electronic Hydraulics)	1	1
41	1598414	Gas Spring	1	1
42	4009902	Ball Stud	2	2
43	1558294	Seal	AR
	b 1593629	Key (For Cab Door Grip)	2	2
	b 1654298	Knob (Water Valve) (For use with p/n 1598672)	1	1
	b 1674109	Kit-Repair (Glue)	1	..
	b 1506825	Strap Clamp	1
	b 1598670	Fitting (Male)	2

FOOTNOTES:

a Electronic Hydraulics Only

b Not Illustrated

**MODULAR CAB (FIGURE 1-26)
HEATER — WITHOUT A/C**



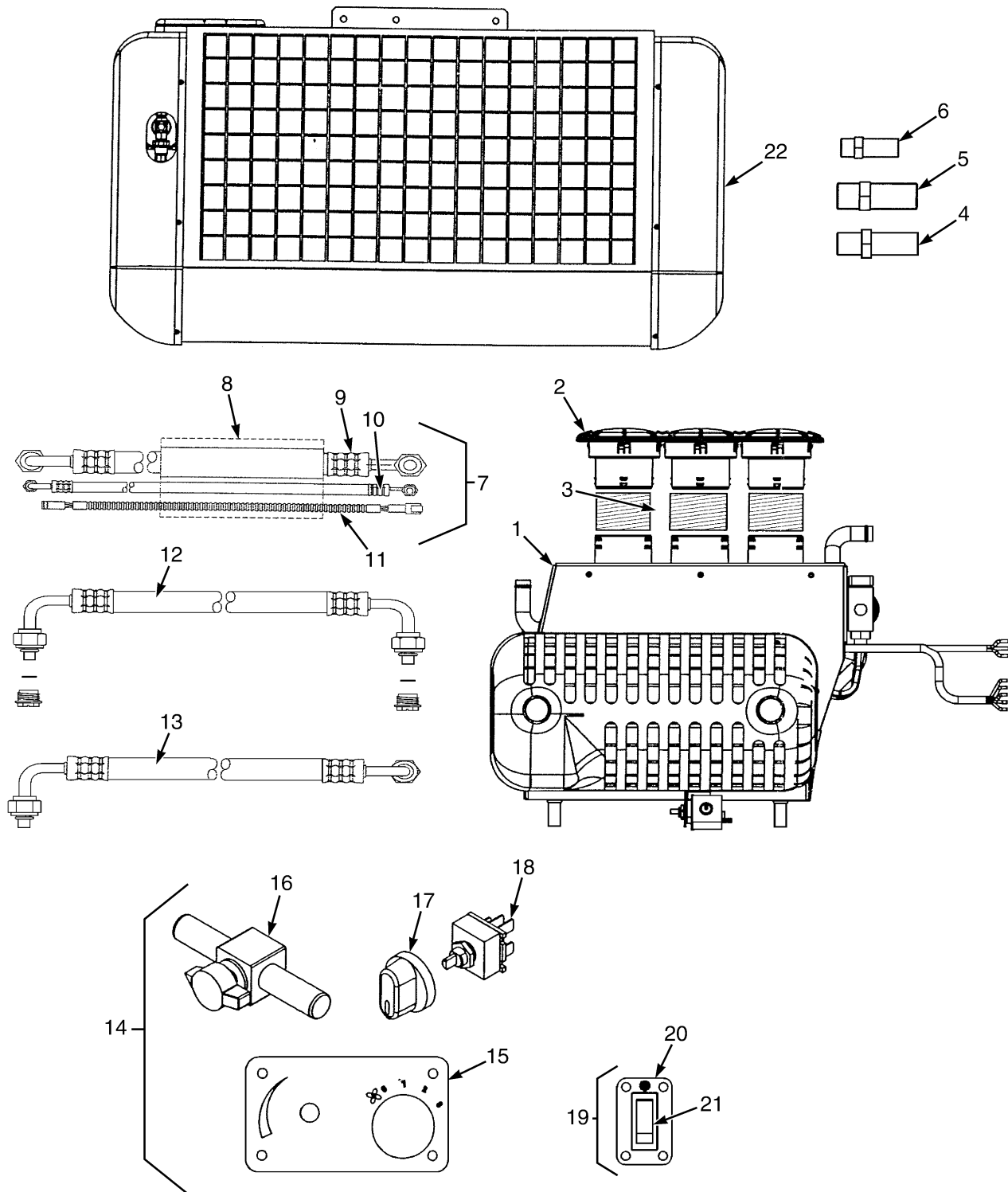
BP200202

ITEM	PART NO.	DESCRIPTION	QTY
	1598404	Heater Assembly (Sub Assembly)	1
1	1598674	Hose	AR
2	1598672	Valve (Water)	1
3	1598671	Wire Harness	1
4	1598675	Heater	1
4	4066968	Heater	1
4	4066969	Fan	1
4	1560643	Clamp	1
4	4066970	Resistor	1
4	4066971	Heat Exchanger	1
5	4066966	Valve	3
6	4066964	Vent	1
7	4066967	Clamp	2
	a 4066965	Valve	1
	a 1598673	Switch (Blower)	1
	a 1623402	Clip (Hose Clamp)	2

FOOTNOTES:

a Not Illustrated

MODULAR CAB (FIGURE 1-27) AIR CONDITIONER

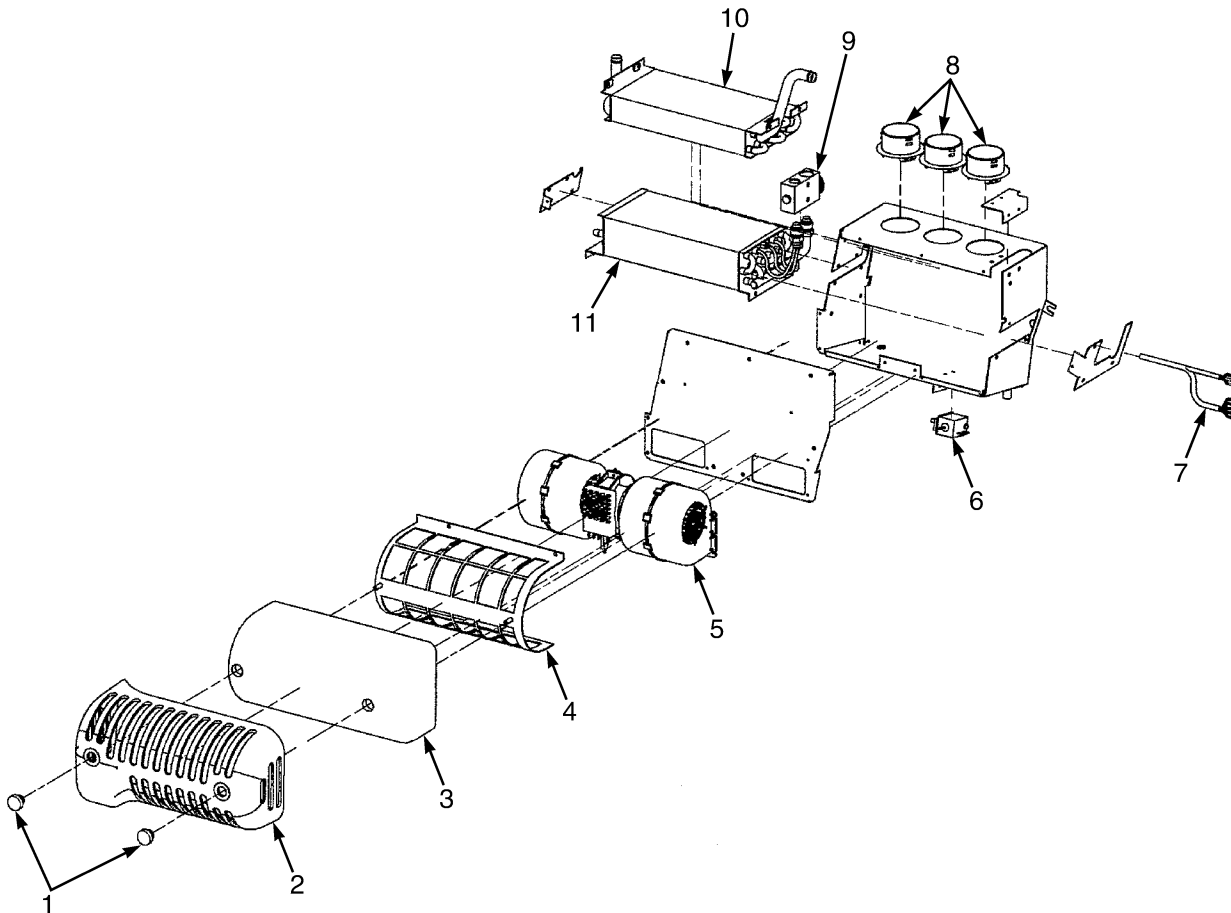


BP120634

**MODULAR CAB
AIR CONDITIONER**

ITEM	PART NO.	DESCRIPTION	QTY
	1701967	Air Conditioner	1
1	4004149	Heater (☞Figure 1-28).....	1
2	4004150	Louver	3
3	4004154	Hose	3
4	4004153	Fitting	1
5	4004152	Fitting	1
6	4004151	Fitting	1
7	4004155	Hose Kit	1
8	4004157	Wrap	1
9	4004158	Hose Assy	1
10	4004159	Hose Assy	1
11	4004156	Wire Harness	1
12	4004160	Hose Assy	1
13	4004161	Hose Assy	1
14	4004162	Control Panel	1
15	4004163	Panel	1
16	4044163	Valve	1
17	1487957	Knob	1
18	1487956	Switch , Blower (with Nut)	1
19	4004166	Control Panel	1
20	4004167	Panel	1
21	4004168	Switch	1
22	4004165	Condenser (☞Figure 1-35).....	1

MODULAR CAB (FIGURE 1-28) HEATER — WITH A/C

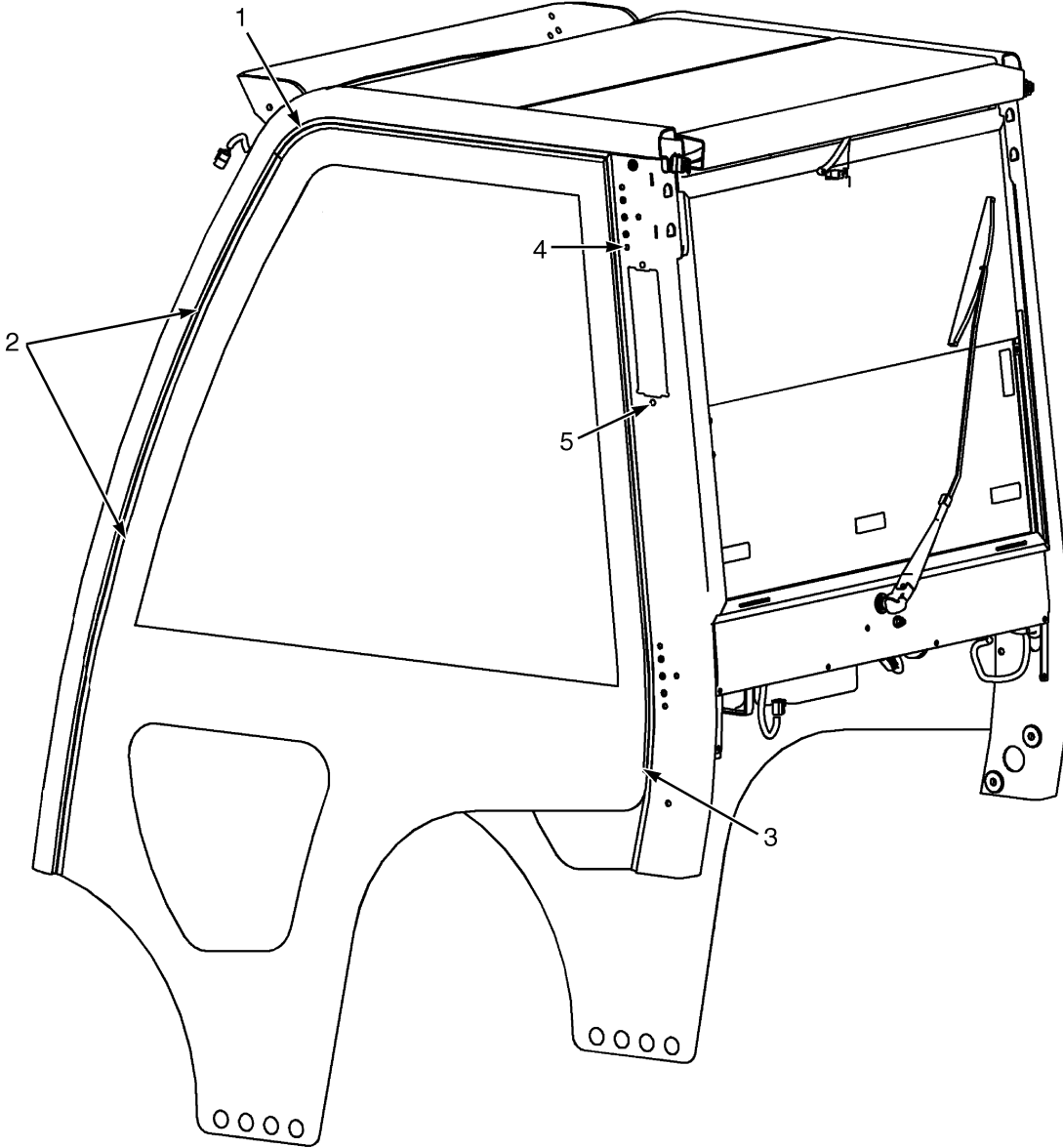


BP120633

**MODULAR CAB
HEATER – WITH A/C**

ITEM	PART NO.	DESCRIPTION	QTY
	4004149	Heater	1
1	4004065	Knob	2
2	4004045	Cover	1
3	4004060	Filter	1
4	4004059	Filter	1
5	1661971	Heater (Blower)	1
6	4003082	Thermostat	1
7	4060157	Wire Harness	1
8	4004066	Hose Adapter	3
9	1487945	Valve (Block)	1
10	4004062	Heater	1
11	4004063	Evaporator	1

MODULAR CAB (FIGURE 1-29) PVC DOORS



BP120196

**MODULAR CAB
PVC DOORS**

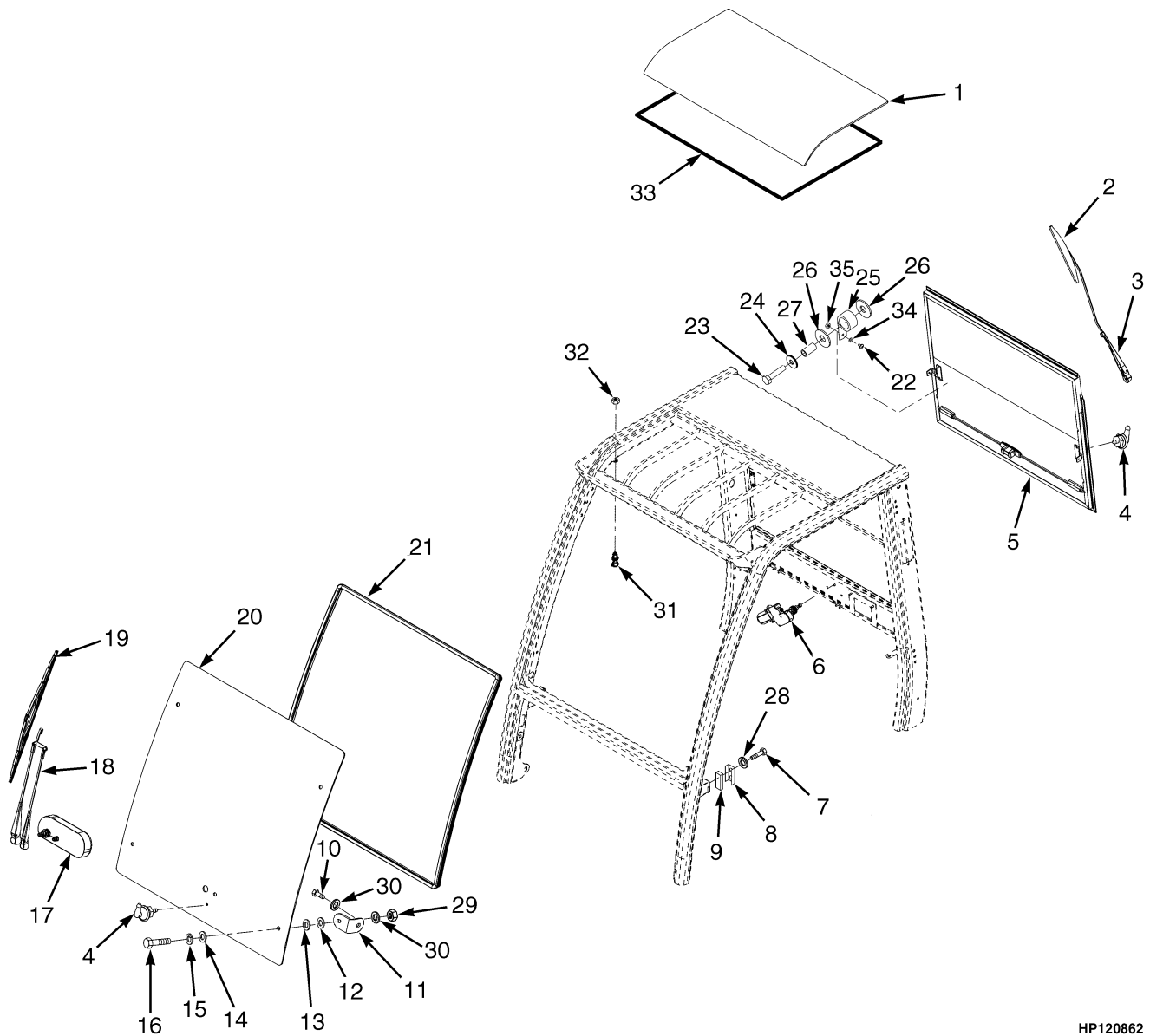
KEY:

A: Right Hand

B: Left Hand

ITEM	PART NO.	DESCRIPTION	QTY	
			A	B
	1641660	Cab	1	1
	1627180	Door Pvc	1	..
	1627176	Door Pvc	1
1	1627178	Molding (Top) (RH)	1	..
1	1627174	Molding (Top) (LH)	1
2	1627179	Molding (Front) (RH)	1	..
2	1627175	Molding (Front) (LH)	1
3	1627177	Molding (Back) (RH)	1	..
3	1627173	Molding (Back) (LH)	1
4	1363916	Plug	12	12
5	1599415	Plug	1	1
	1627172	Screw (Not Illustrated)	10	10

MODULAR CAB (FIGURE 1-30) WINDOWS AND WINDOW WIPER SYSTEM



HP120862

**MODULAR CAB
WINDOWS AND WINDOW WIPER SYSTEM**

ITEM	PART NO.	DESCRIPTION	QTY
	1652722	Cab (Without A/C)	1
	1641660	Cab (With PVC Doors)	1
	1683428	Cab (With A/C)	1
1	1598293	Window (Roof)	1
2	1598297	Wiper Blade (Rear)	1
3	1598296	Wiper Arm (Rear)	1
4	1493336	Connector (Spray Nozzle)	2
5	1598290	Sliding Window (Rear) (☞Figure 1-33).....	1
6	1598295	Wiper Motor (Rear)	1
6	1645316	Kit-Wiper Motor	1
6	1645317	Kit-Wiper Motor	1
7	1639003	Striker Bolt	2
7	a 1653630	Striker Bolt	1
8	1393541	Guard	2
8	a 1674101	Spacer	2
9	1504953	Block (Tapped)	2
10	1623364	Capscrew	4
11	1598210	Bracket	4
12	1598211	Washer	4
13	1468317	Washer	4
14	1468316	Washer	4
15	1468315	Washer	4
16	1468314	Screw	4
17	b 1598294	Wiper Motor (Front)	1
17	b 1645315	Kit-Front Wiper Motor Mounting	1
17	c 1669224	Wiper Motor (Front)	1
18	b 1598298	Wiper Arm (Front)	1
18	c 1690933	Wiper Arm (Front)	1
19	b 1598299	Wiper Blade (Front)	1
19	c 1690934	Wiper Blade (Front)	1
20	b 1598209	Front Window	1
20	c 1667630	Front Window	1
21	1495441	Seal	AR
22	302019	Screw	2
23	1598291	Capscrew	2
24	1558052	Washer	2
25	1598302	Spring	2
26	1598301	Bushing	4
27	1623366	Sleeve	2
28	1571029	Washer	2
29	239503	Nut	4
30	320158	Washer	4
31	1393472	Ball Stud	2
32	316835	Nut	2
33	1623377	Seal	AR
33	a 1674088	Seal	AR
34	296415	Washer	2
35	292667	Nut	2
	1674109	Kit-Repair (Glue)	AR

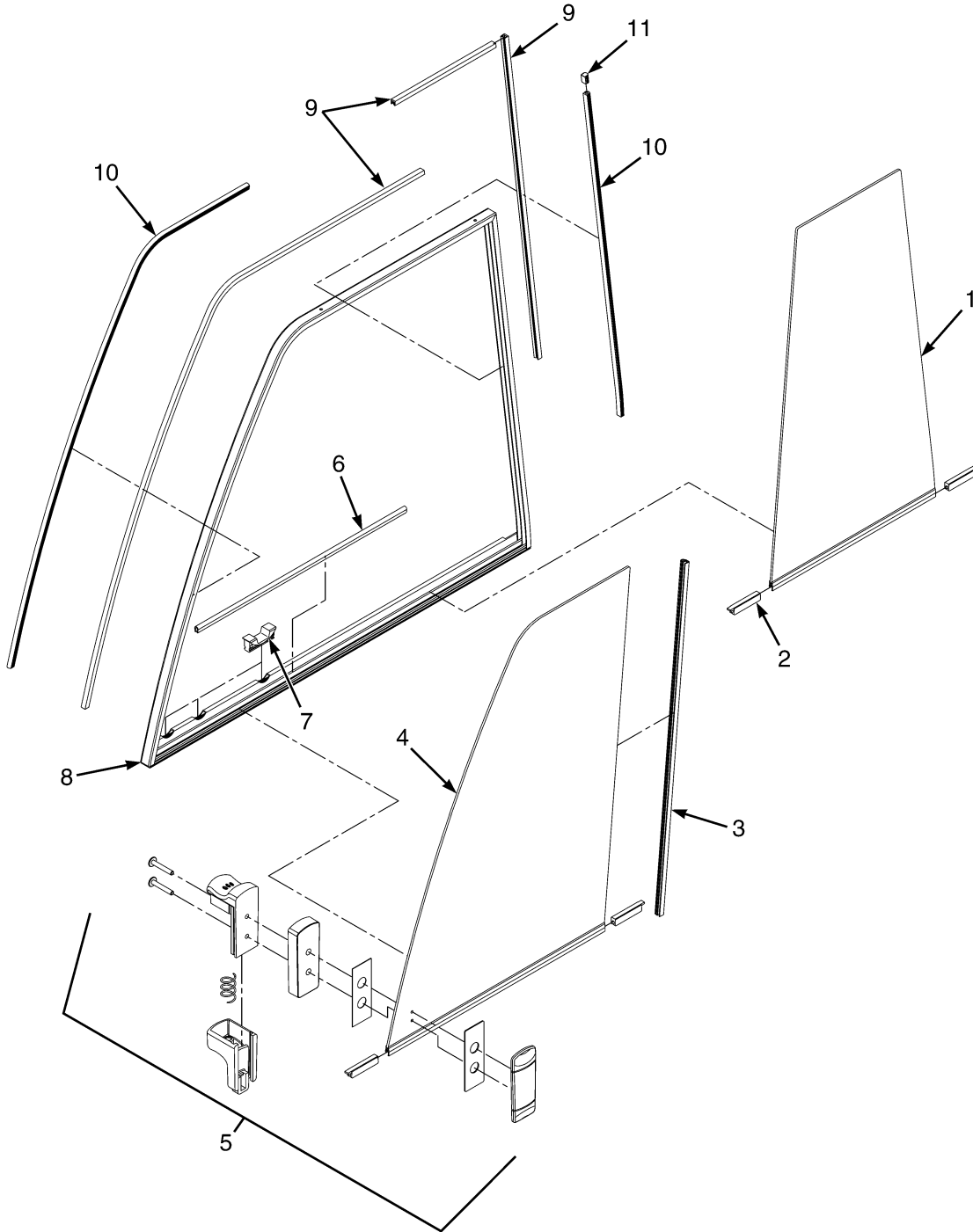
**MODULAR CAB
WINDOWS AND WINDOW WIPER SYSTEM**

ITEM	PART NO.	DESCRIPTION	QTY
	1667632	Cover	1

FOOTNOTES:

- a** Cab with A/C only
- b** Center Mounted Wiper Motor
- c** Off-Center Mounted Wiper Motor

MODULAR CAB (FIGURE 1-31) WINDOW — LEFT HAND DOOR

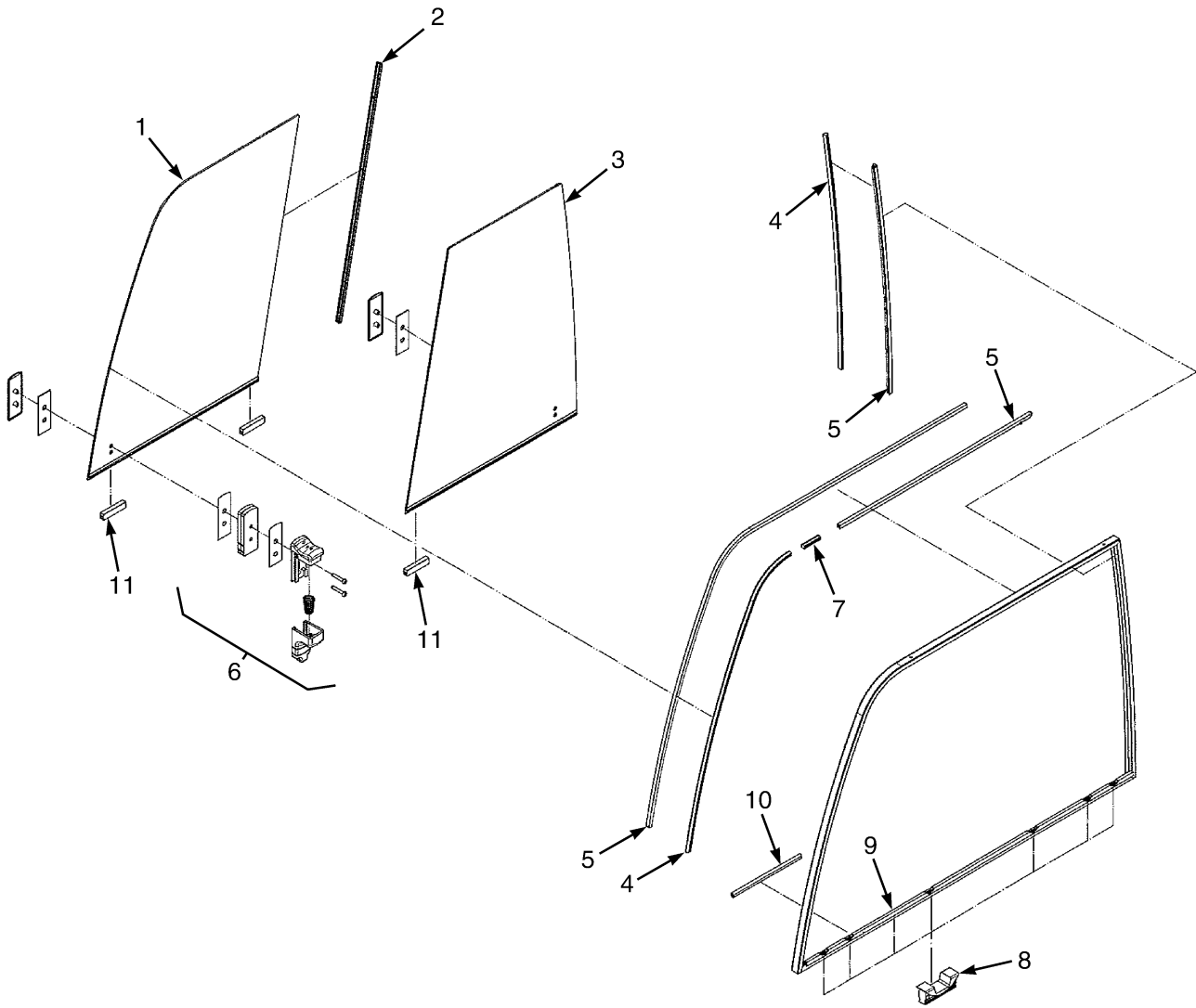


BP121194

**MODULAR CAB
WINDOW – LEFT HAND DOOR**

ITEM	PART NO.	DESCRIPTION	QTY
	1653967	Sliding Window (LH Door)	1
1	4025618	Window	1
2	4009782	Guide	4
3	4025619	Bar (Sealing)	1
4	4025617	Window (Front)	1
5	4013559	Latch	1
6	1498336	Edge Protector	AR
7	4009779	Clip	3
8	Window Frame	1
9	1644804	Seal	AR
10	4009783	Seal	AR
11	1641640	Strip Seal	AR

MODULAR CAB (FIGURE 1-32) WINDOW — RIGHT HAND DOOR

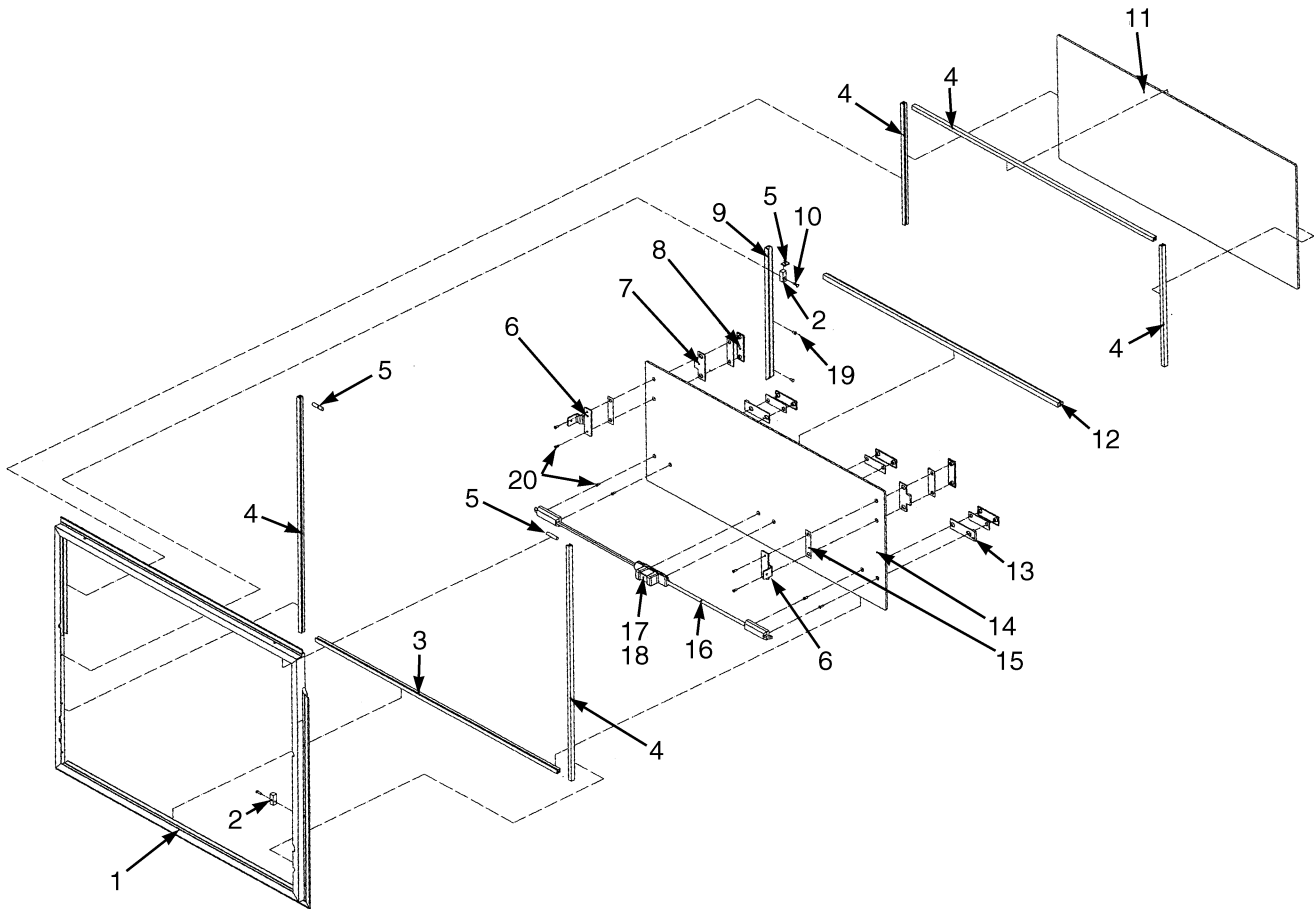


BP200204

**MODULAR CAB
WINDOW – RIGHT HAND DOOR**

ITEM	PART NO.	DESCRIPTION	QTY
	1653970	Sliding Window (RH)	1
1	4024323	Front Window (Sliding)	1
2	4025619	Bar (Sealing)	1
3	4024324	Rear Window (Fixed)	1
4	4009783	Seal	AR
5	1644804	Seal	AR
6	4013559	Latch	1
7	1641640	Strip Seal	AR
8	4009779	Clip	3
9	Window Frame	1
10	1498336	Edge Protector	AR
11	4009782	Guide	4

MODULAR CAB (FIGURE 1-33) SLIDING REAR WINDOW

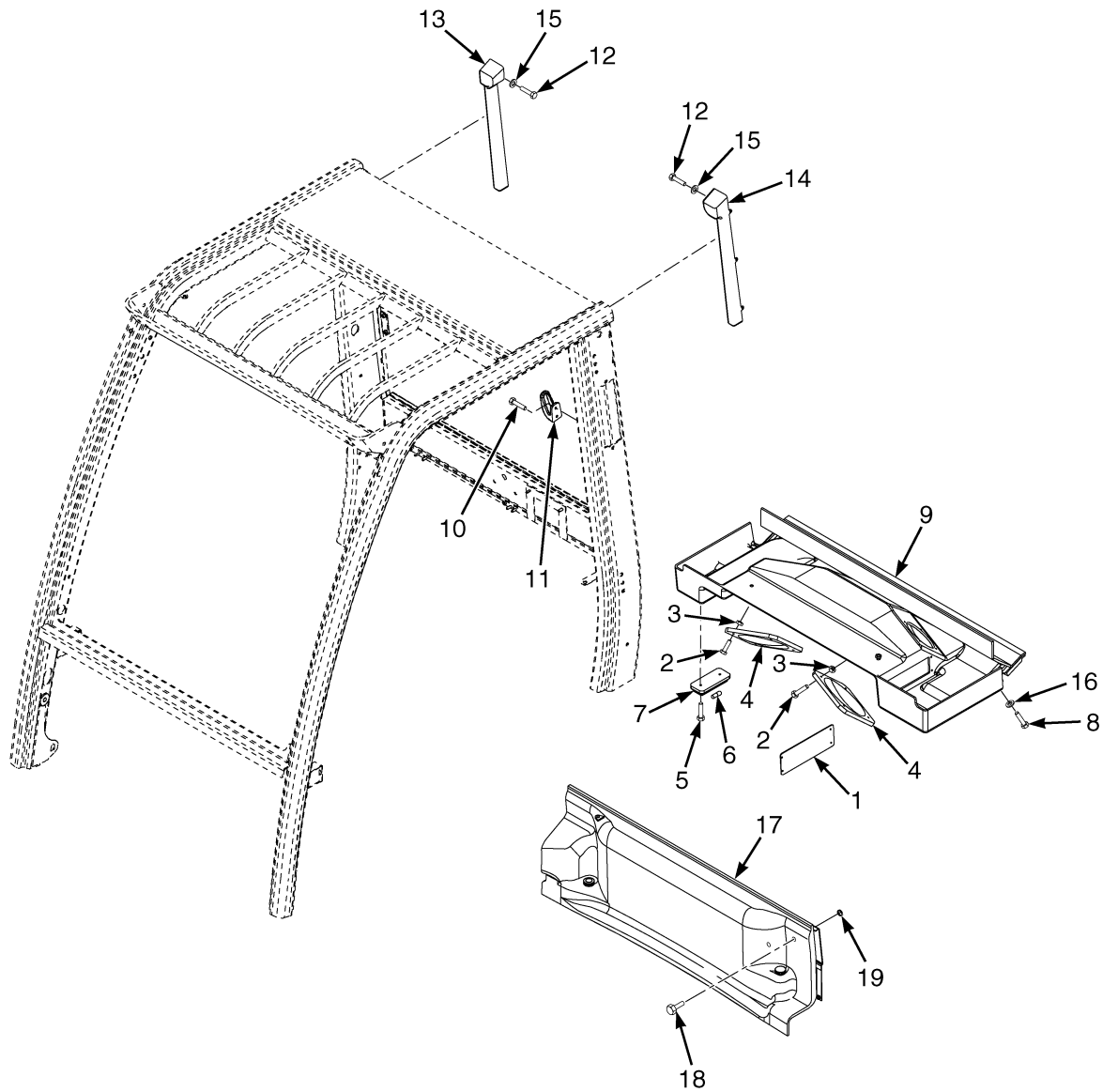


BP120365

**MODULAR CAB
SLIDING REAR WINDOW**

ITEM	PART NO.	DESCRIPTION	QTY
	1598290	Sliding Window	1
1	1670441	Frame	1
2	1670443	Bushing	2
3	1670424	Guide	1
4	1641637	Seal	AR
5	1641640	Strip Seal	AR
6	1670427	Stop	2
7	1670428	Pad	2
8	1670429	Plate	2
9	1670442	Rail	1
10	1670421	Screw	2
11	1670425	Glass (Rear Glass)	1
12	1670444	Seal	1
13	1670423	Pad	2
14	1670426	Glass (Sliding Glass)	1
15	1670440	Pad	2
16	1615813	Bar	2
17	1615998	Latch (Contains one center, two end latches and springs)	1
18	1615999	Spring	2
19	1670422	Screw	2
20	1670430	Screw	8

MODULAR CAB (FIGURE 1-34) INTERIOR PANELS

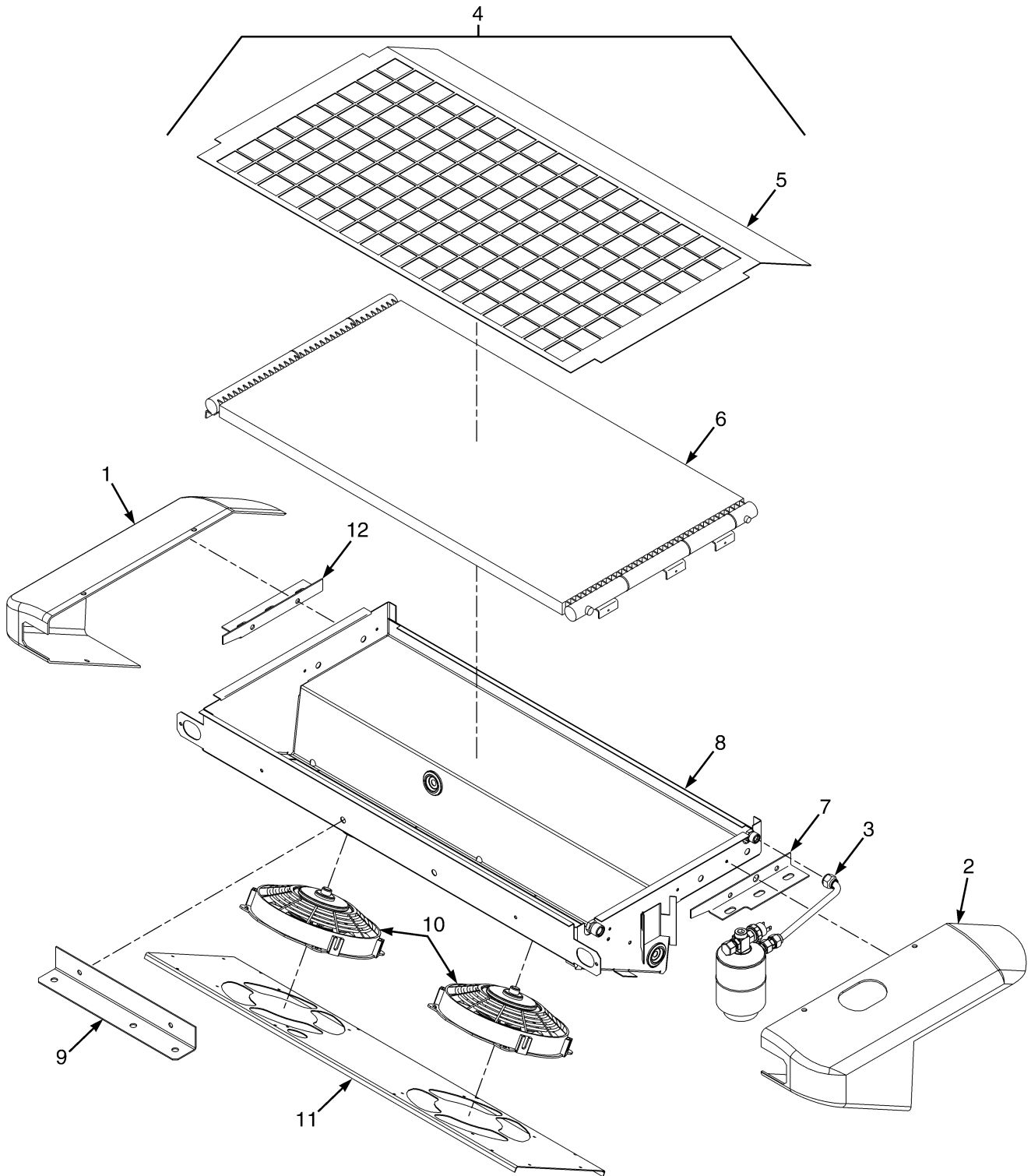


HP120860

**MODULAR CAB
INTERIOR PANELS**

ITEM	PART NO.	DESCRIPTION	QTY
	1652722	Cab (Without A/C)	1
	1641660	Cab (With PVC Doors)	1
	1683428	Cab (With A/C)	1
1	1571628	Cover (Radio)	1
2	1468320	Screw	8
3	1598420	Nut	8
4	1598421	Cover (Speaker)	2
5	1468319	Screw	2
6	1393527	Bulb	1
7	1393528	Dome Light	1
8	1623364	Capscrew	4
9	1598422	Headliner	1
10	1623370	Screw	2
11	1393458	Hanger	1
12	1468319	Screw	6
13	1598424	Support (RH)	1
14	1598425	Support (LH)	1
15	296415	Washer	6
16	296419	Washer	4
17	1641054	Cover (Radiator)	1
18	1598427	Capscrew	2
18	4009578	Screw (Alternate Part)	2
19	1623396	Fastener	2
19	1651739	Rivet (Alternate Part)	2

**MODULAR CAB (FIGURE 1-35)
CONDENSER ASSEMBLY — CAB (WITH A/C)**



BP120637

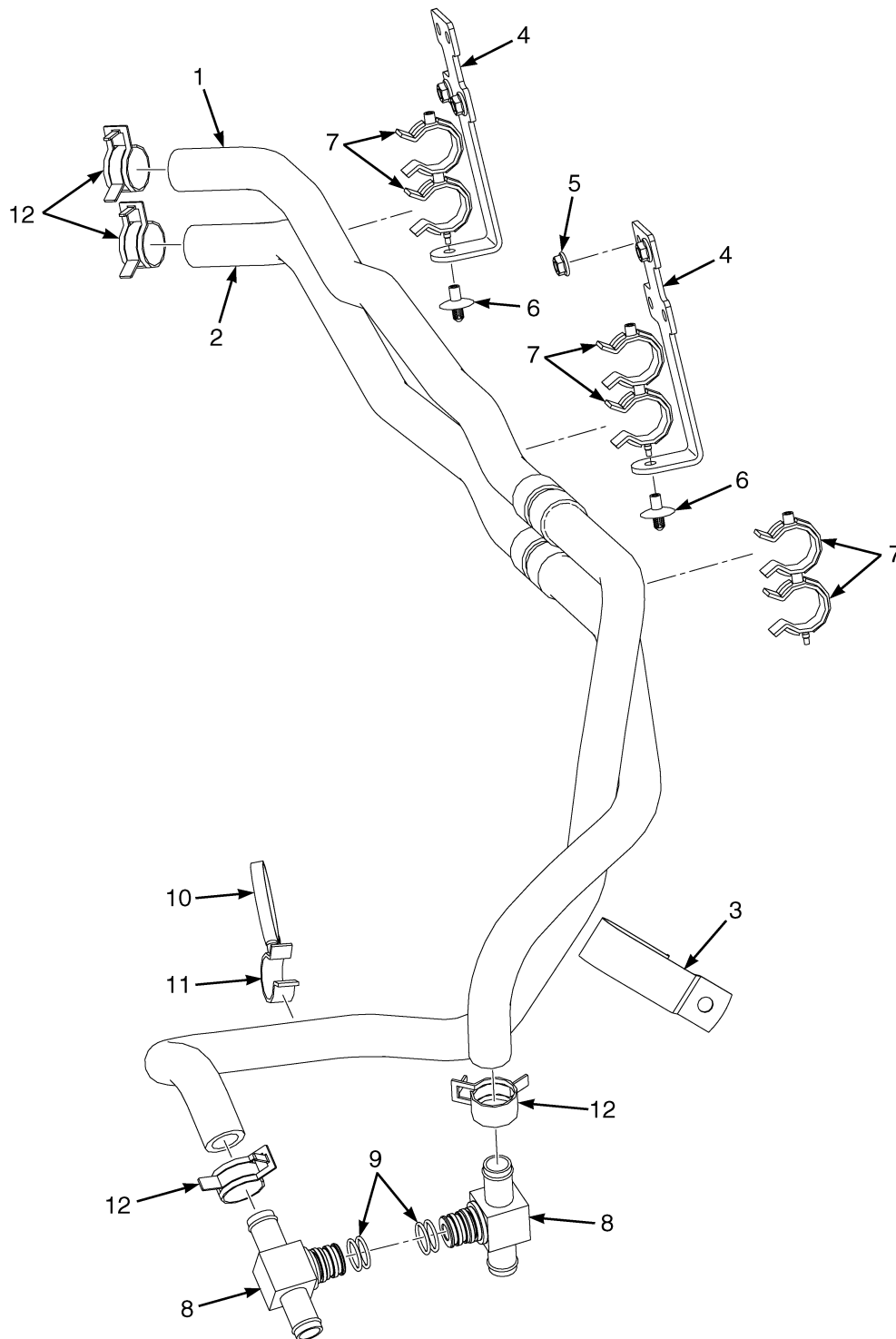
**MODULAR CAB
CONDENSER ASSEMBLY – CAB (WITH A/C)**

ITEM	PART NO.	DESCRIPTION	QTY
1	4007133	Cover	1
2	4007132	Cover	1
3	4007134	Air Dryer	1
4	4007135	Condenser (Assembly)	1
5	4007145	Cover	1
6	4003079	Condenser	1
7	4007141	Bracket	1
8	4007139	Case	1
9	4007140	Bracket	1
10	4007138	Fan	2
11	4007143	Plate	1
12	4007144	Bracket	1
	a 4007142	Relay	1
	a 4002509	Cap	1
	a 4007147	Clip	1
	a 4002504	Clamp	1
	a 4007209	Wire Harness	1
	a 4007210	Wire Harness	1
	a 4007211	Wire Harness	1
	a 4007212	Filter	1
	a 4007213	Fuse	1

FOOTNOTES:

a Not Illustrated

MODULAR CAB (FIGURE 1-36) 2.5L KUBOTA LPG HEATER HOSES

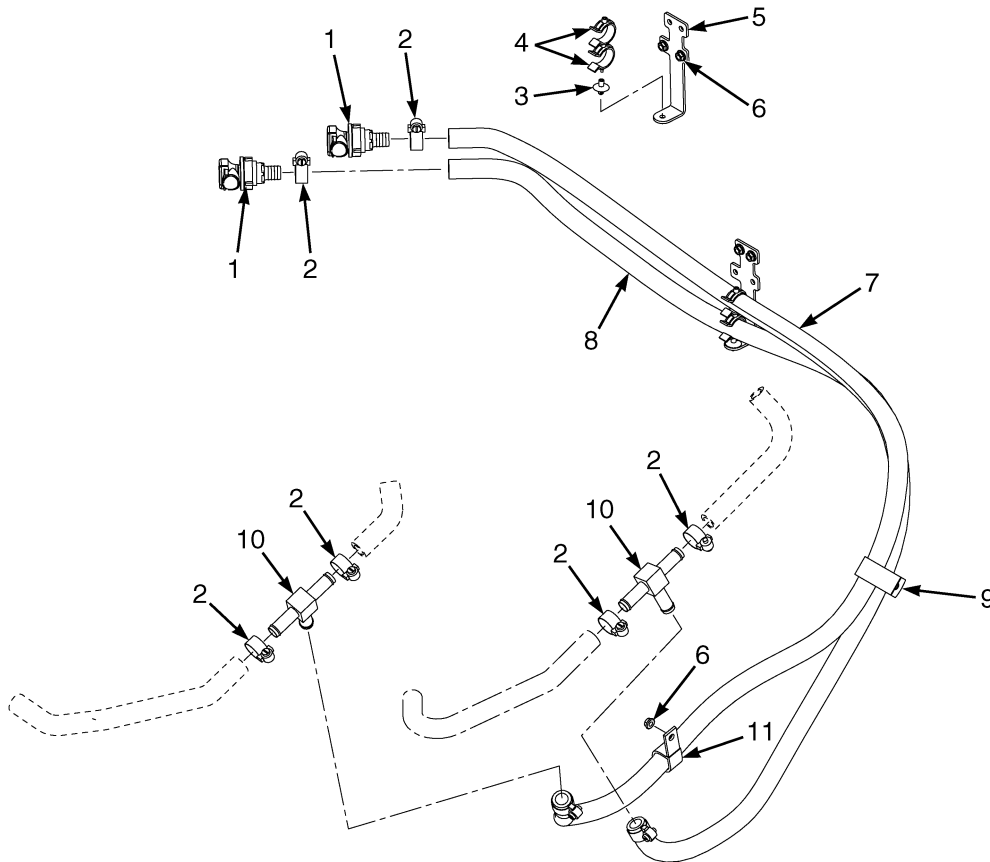


BP121261

**MODULAR CAB
2.5L KUBOTA LPG HEATER HOSES**

ITEM	PART NO.	DESCRIPTION	QTY
1	4628918	Hose Assy	1
2	4628919	Hose Assy	1
3	1562648	Clip	1
4	1588833	Bracket	2
5	1514429	Nut	4
6	1543842	Clamp	2
7	1569465	Clamp (Swivel)	6
8	4066055	Fitting	2
9	118389	O-Ring	4
10	1502061	Clamp	1
11	1542436	Clamp (Swivel)	1
12	1501994	Hose Clamp	4

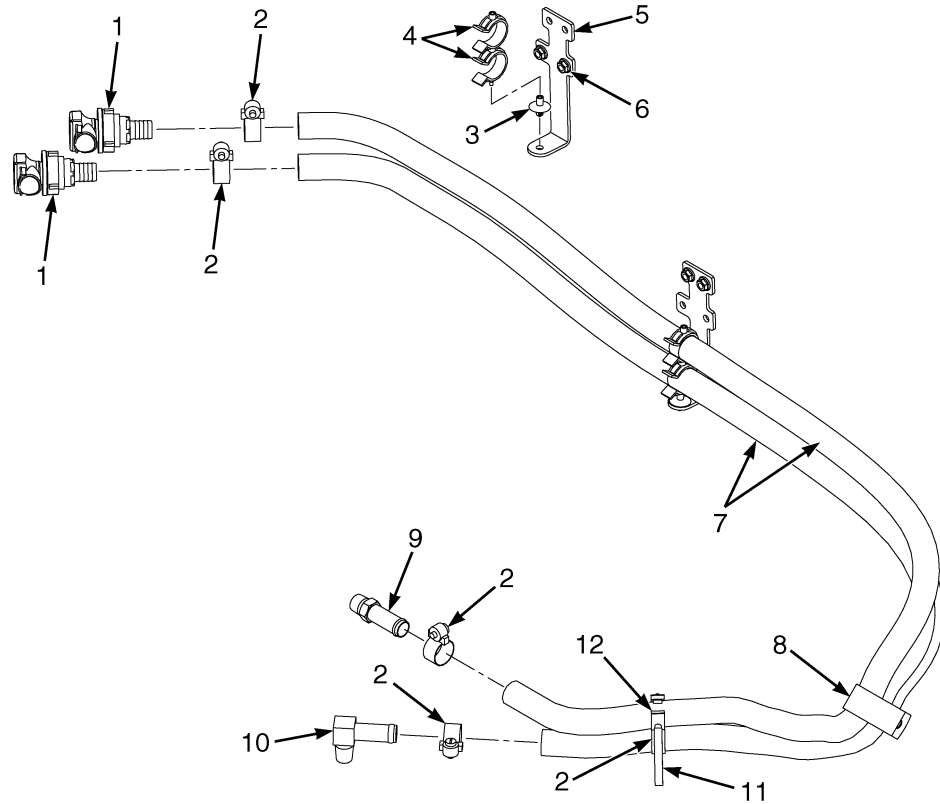
MODULAR CAB (FIGURE 1-37) MAZDA, LPG HEATER HOSES



BP120967

ITEM	PART NO.	DESCRIPTION	QTY
1	1598327	Connector (Female)	2
2	130845	Clamp	8
3	1543842	Clamp	2
4	1569465	Clamp (Swivel)	4
5	1588833	Bracket	2
6	1514429	Nut	5
7	2098119	Hose	1
8	2098120	Hose	1
9	1562648	Clip	1
10	366000	Fitting	2
11	140612	Hose Clamp	1

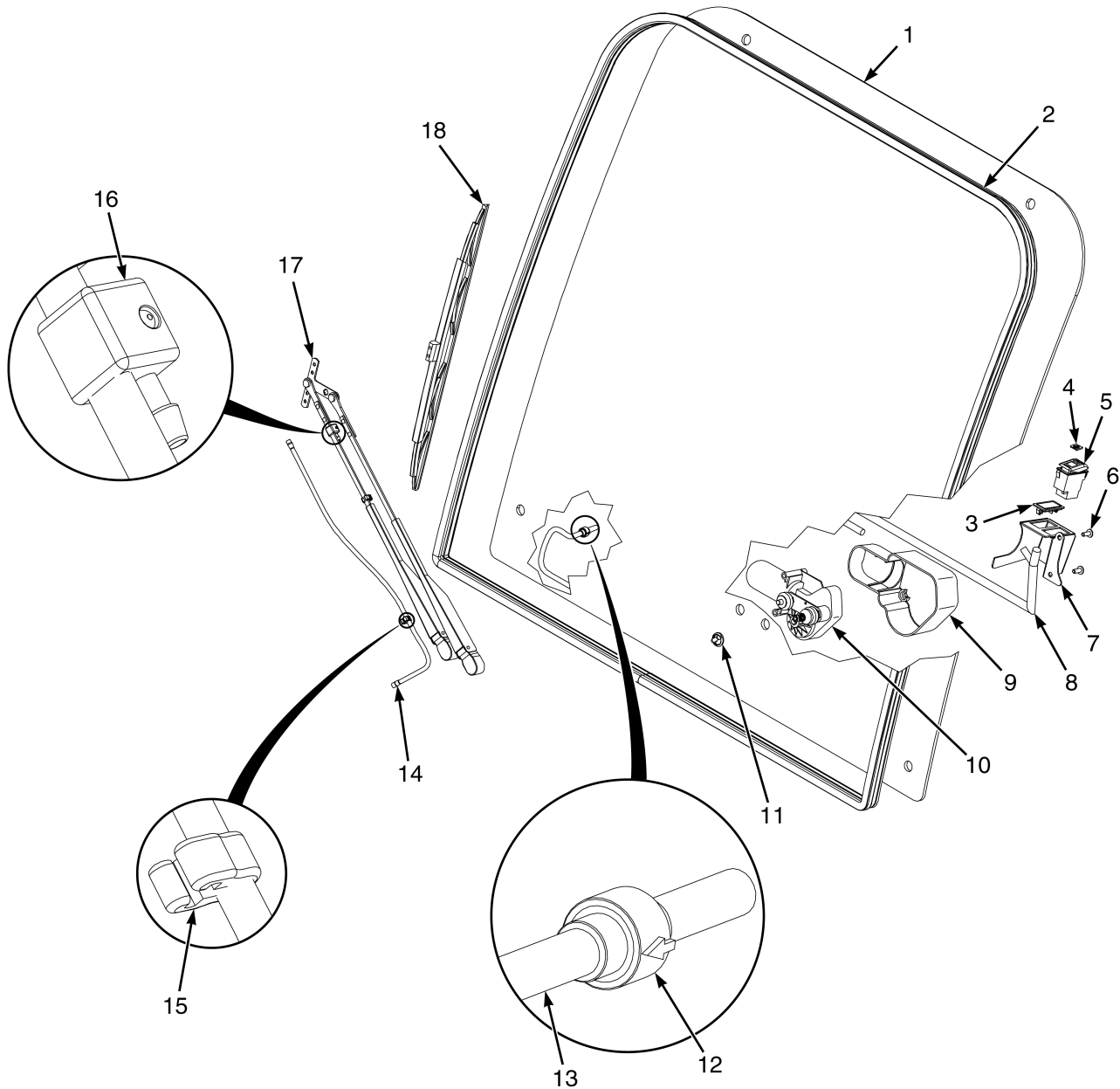
**MODULAR CAB (FIGURE 1-38)
YANMAR DIESEL HEATER HOSES**



BP120970

ITEM	PART NO.	DESCRIPTION	QTY
1	1598327	Connector (Female)	2
2	130845	Clamp	4
3	1543842	Clamp	2
4	1569465	Clamp (Swivel)	5
5	1588833	Bracket	2
6	1514429	Nut	4
7	2070769	Hose	2
8	1562648	Clip	1
9	138710	Fitting	1
10	125305	Fitting	1
11	1502061	Clamp	1
12	1612617	Clamp (Swivel)	1

BOLT ON CAB WITH STANDARD (HIGH) OVERHEAD GUARD (FIGURE 1-39) FRONT SCREEN WITH WIPER/WASHER — PAGE 1 OF 2

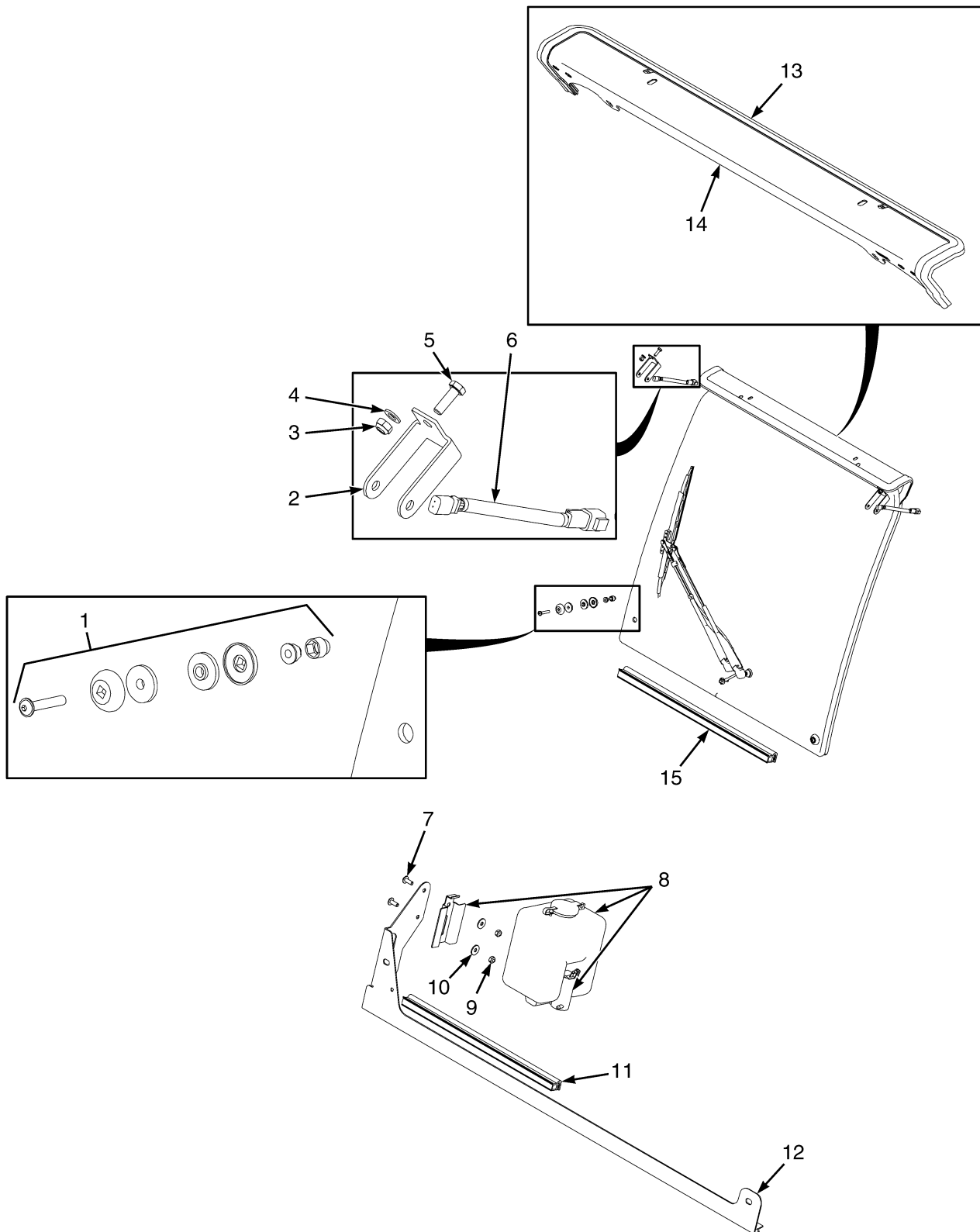


BP000870

**BOLT ON CAB WITH STANDARD (HIGH) OVERHEAD GUARD
FRONT SCREEN WITH WIPER/WASHER – PAGE 1 OF 2**

ITEM	PART NO.	DESCRIPTION	QTY
	4092599	Kit-Front Screen With Wipers	1
1	4108716	Window	1
2	4108717	Seal (3815 mm)	1
3	4108725	Plug	1
4	4108724	Label Wiper/Washer	1
5	4108723	Switch	1
6	4108709	Capscrew	2
7	4108722	Housing	1
8	4108738	Wire Harness (Main)	1
9	4108721	Cover	1
10	4108718	Wiper Motor	1
11	4108726	Connector for Spray Hose (Elbow Fitting)	1
12	4108731	Valve (Non Return)	1
13	4108730	Hose (620mm)	1
14	4108727	Hose (500mm)	1
15	4108728	Clip	1
16	4108729	Window Washer (Spray Nozzle)	1
17	4108719	Wiper Arm	1
18	4108720	Wiper Blade	1

BOLT ON CAB WITH STANDARD (HIGH) OVERHEAD GUARD (FIGURE 1-40) FRONT SCREEN WITH WIPER/WASHER — PAGE 2 OF 2

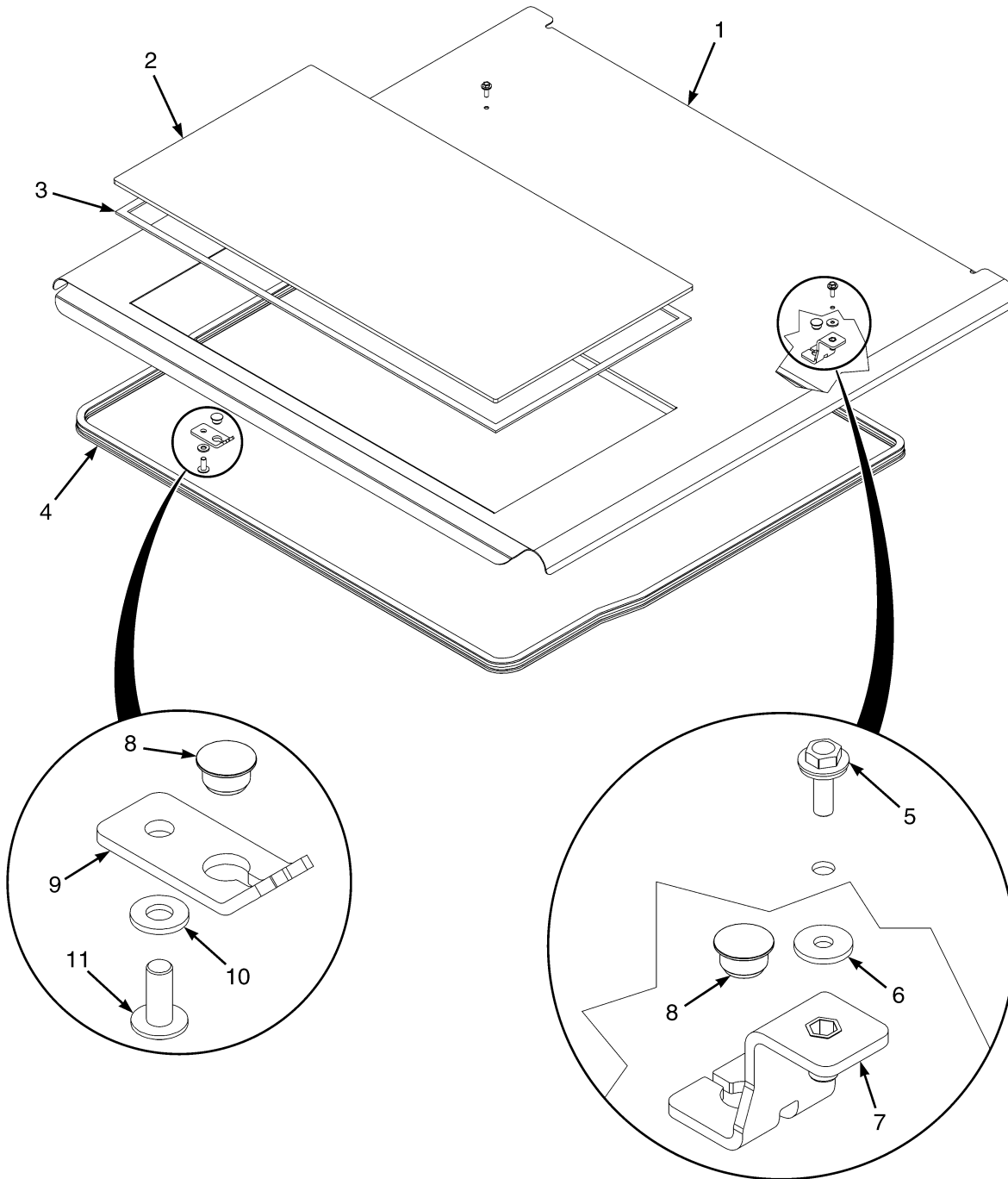


BP000871

**BOLT ON CAB WITH STANDARD (HIGH) OVERHEAD GUARD
FRONT SCREEN WITH WIPER/WASHER – PAGE 2 OF 2**

ITEM	PART NO.	DESCRIPTION	QTY
	4092599	Kit-Front Screen With Wipers	1
1	4108737	Kit Window Mounting Bolt	4
2	4108736	Bracket (Front Light)	2
3	4108735	Nut	2
4	4108734	Washer	2
5	4108733	Capscrew	2
6	4108739	Wire Harness (Light Jumper)	2
7	4108709	Capscrew	2
8	4108712	Window Washer Bottle Assembly with Pump	1
9	4108711	Nut	2
10	4108710	Washer	2
11	4108713	Seal (360mm)	1
12	4108708	Window Frame (Bottom Crossmember)	1
13	4108715	Seal (1326mm)	1
14	4108714	Window Frame (Top Crossmember)	1
15	4116835	Seal (1200mm)	1

BOLT ON CAB WITH STANDARD (HIGH) OVERHEAD GUARD (FIGURE 1-41) TOP SCREEN



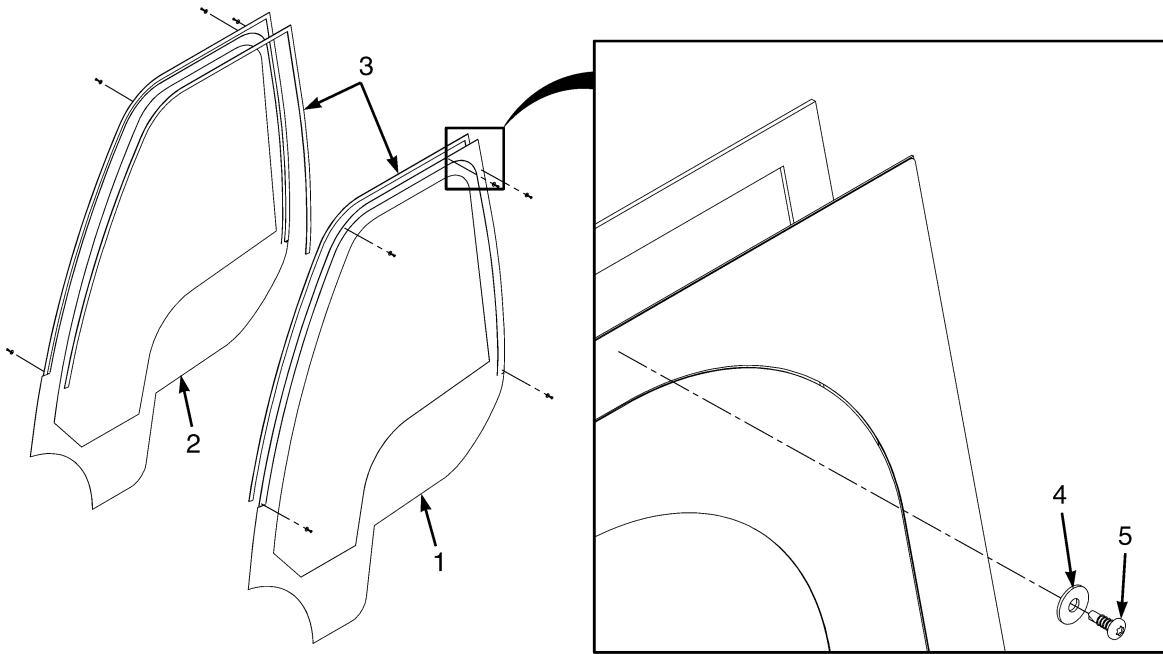
BP000872

**BOLT ON CAB WITH STANDARD (HIGH) OVERHEAD GUARD
TOP SCREEN**

ITEM	PART NO.	DESCRIPTION	QTY
	4092596	Kit-Top Screen (Solid)	1
1	4108696	Window Frame (Top)	1
2	4108697	Window (Top)	1
3	4108698	Kit-Glue	1
4	4108699	Seal (3536mm)	1
5	4108705	Capscrew	2
6	4108704	Washer	2
7	4108703	Bracket Assembly (Roof Rear)	2
8	4108706	Cap	4
9	4108700	Bracket (Roof Front)	2
10	4108701	Washer	2
11	4108702	Capscrew	2
	a 4101477	Kit-Top Screen (PVC) (With Velcro Strip)	1

FOOTNOTES:**a** Not Illustrated

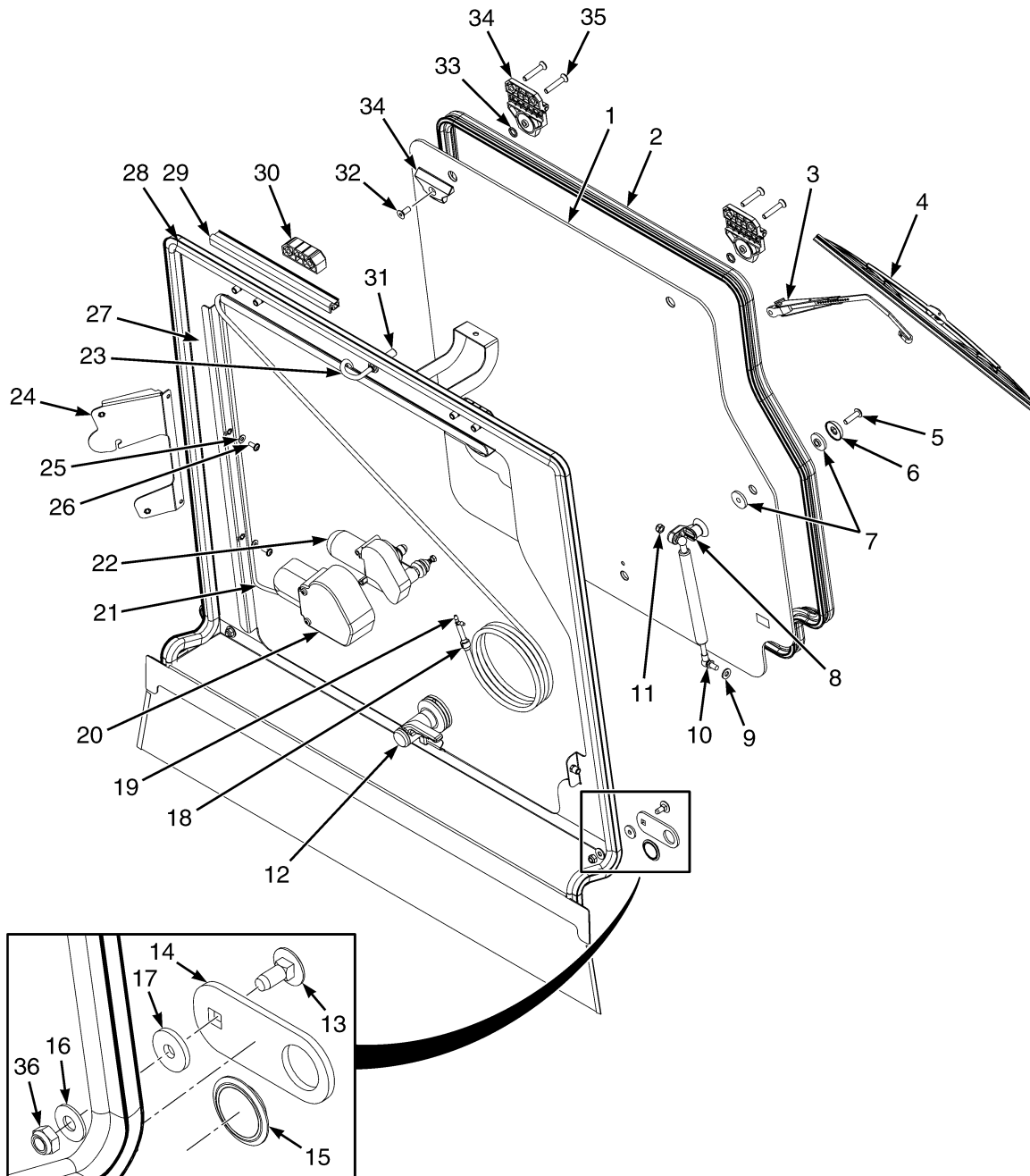
BOLT ON CAB WITH STANDARD (HIGH) OVERHEAD GUARD (FIGURE 1-42) PVC DOORS



BP000873

ITEM	PART NO.	DESCRIPTION	QTY
	4092598	Kit-Door (PVC RH and LH For Standard Overhead Guard)	1
1	4108691	Door Pvc (LH)	1
2	4108692	Door Pvc (RH)	1
3	4108693	Seal (Velcro 2900mm)	2
4	4108694	Washer	10
5	4108695	Screw	10

BOLT ON CAB WITH STANDARD (HIGH) OVERHEAD GUARD (FIGURE 1-43) REAR SCREEN WITH WIPER/WASHER — PAGE 1 OF 2

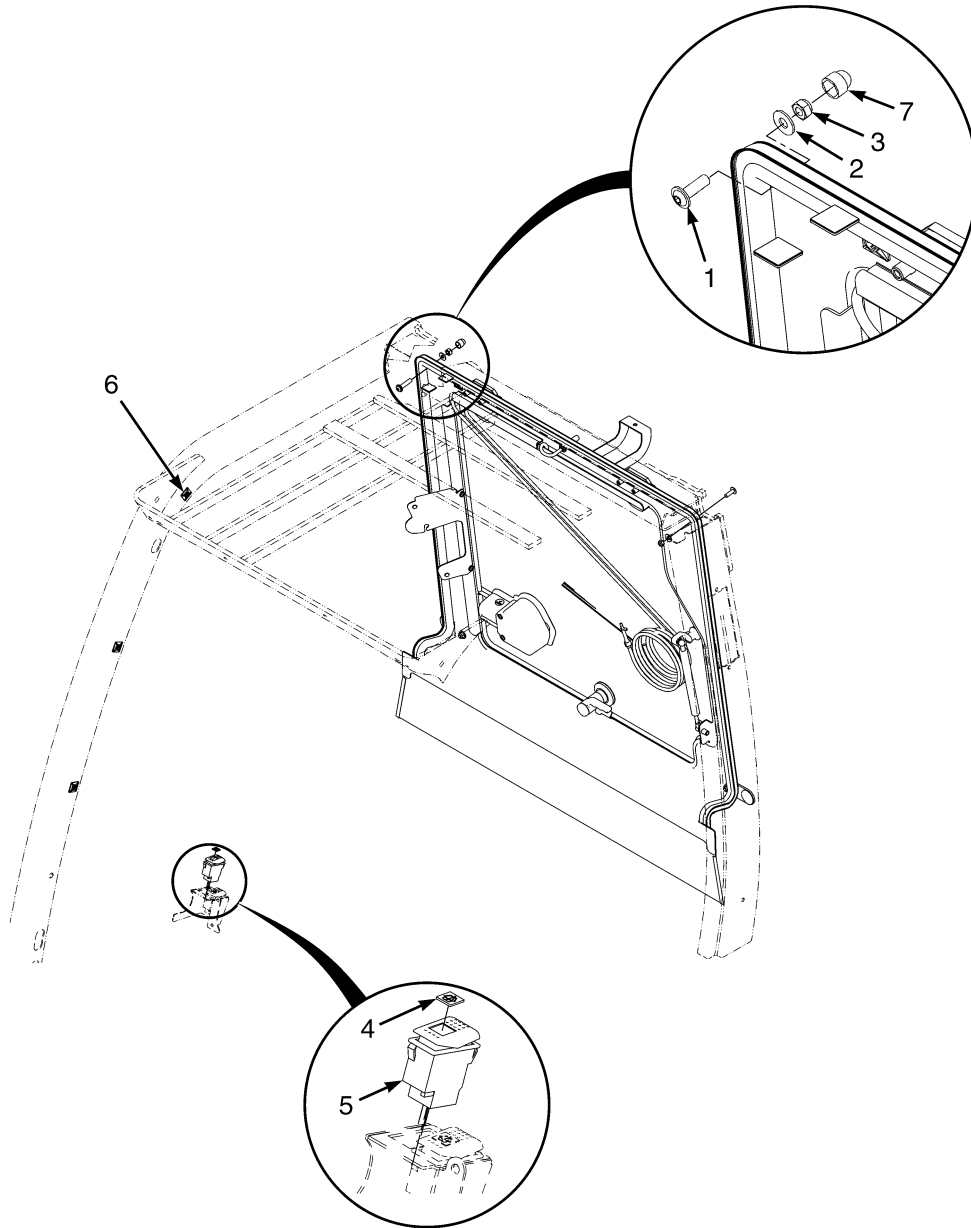


BP000874

**BOLT ON CAB WITH STANDARD (HIGH) OVERHEAD GUARD
REAR SCREEN WITH WIPER/WASHER – PAGE 1 OF 2**

ITEM	PART NO.	DESCRIPTION	QTY
	4092597	Kit-Rear Screen With Wipers	1
1	4108747	Window (Rear)	1
2	4108748	Seal (3074mm)	1
3	4108759	Wiper Arm	1
4	4108760	Wiper Blade	1
5	4108757	Capscrew	1
6	4108756	Washer	1
7	4108755	Washer	2
8	4108754	Bracket	1
9	4108701	Washer	1
10	4108753	Gas Spring	1
11	4108735	Nut	1
12	4108758	Handle	1
13	4108745	Bolt	2
14	4108743	Plate	2
15	4108746	Cap	2
16	4108732	Washer	4
17	4108744	Spacer	2
18	4108731	Valve (Non Return)	1
19	4108766	Fitting (T-Piece)	1
20	4108721	Cover	1
21	4108767	Wire Harness (Rear)	1
22	4108718	Wiper Motor	1
23	4108765	Hose (2550mm)	1
24	4108761	Bracket (Handle)	1
25	4108762	Washer	2
26	4108709	Capscrew	2
27	4108740	Window Frame (Rear)	1
28	4108741	Seal (2850mm)	1
29	4108763	Seal (280mm)	1
30	4108749	Spacer	1
31	4108742	Window Washer (Spray Nozzle)	1
32	4108764	Capscrew	2
33	4108752	O-Ring	2
34	4108750	Hinge	2
35	4108751	Capscrew	4
36	4116826	Nut	2

BOLT ON CAB WITH STANDARD (HIGH) OVERHEAD GUARD (FIGURE 1-44) REAR SCREEN WITH WIPER/WASHER — PAGE 2 OF 2

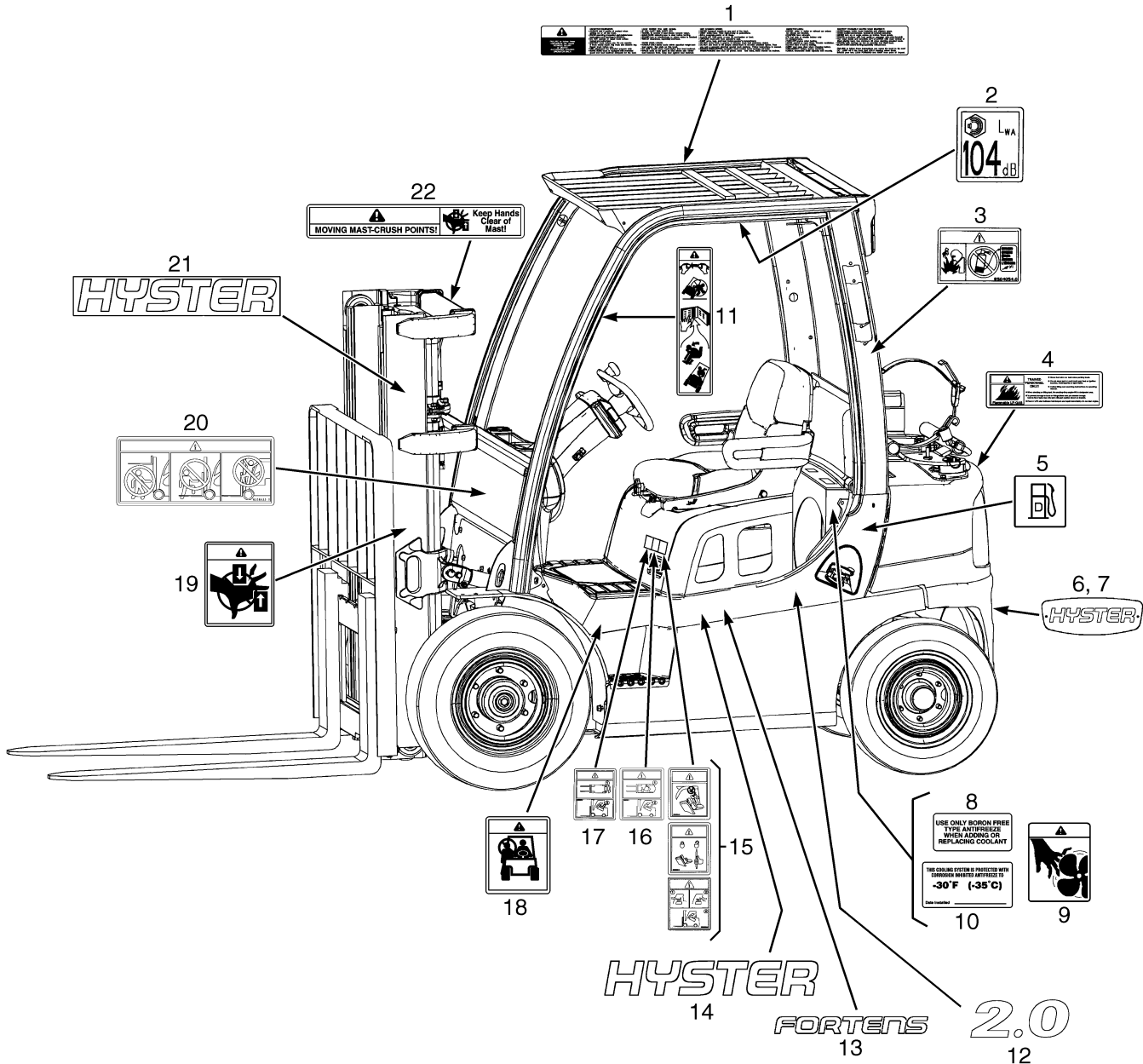


BP000875

**BOLT ON CAB WITH STANDARD (HIGH) OVERHEAD GUARD
REAR SCREEN WITH WIPER/WASHER – PAGE 2 OF 2**

ITEM	PART NO.	DESCRIPTION	QTY
	4092597	Kit-Rear Screen With Wipers	1
1	4108768	Capscrew	2
2	4108732	Washer	2
3	4116826	Nut	2
4	4108724	Label Wiper/Washer	1
5	4108723	Switch	1
6	4108769	Holder (Stick-On)	6
7	4112651	Cover	2

LABELS (FIGURE 1-45) EXTERIOR



HP120885

**LABELS
EXTERIOR**

ITEM	PART NO.	DESCRIPTION	QTY
1	2073198	Label (Operator Warning)	1
2	e 1503876	Label (Low Noise) (102 dbA)	1
2	c 1503874	Label (Low Noise) (100 dbA)	1
2	1503879	Label (Low Noise) (105 dbA)	1
3	a 2034460	Label (Ether Warning)	1
4	1354172	Label (Flammable LPG)	1
5	2074256	Label (Fuel Fill)	1
6	1677428	Label (Hyster Logo)	1
7	1566951	Fastener	2
8	1375676	Label (Boron-Free Antifreeze)	1
9	1300094	Label (Fan Warning)	2
10	1354165	Label (Antifreeze)	2
11	1359588	Label (Operator Restraint)	2
12	1598305	Label (Model 2.0)	2
12	1598322	Label (Model 2.5)	2
12	1598324	Label (Model 3.0)	2
12	1598326	Label (Model 3.5)	2
13	1601748	Label (Fortens)	2
14	1586440	Label (Hyster)	2
15	2075417	Label (Locking Gas Spring)	1
15	2082680	Label (Electronic Arm Caution)	1
16	d 2075614	Label (Hood Opening Warning)	1
17	b 2076171	Label (Swivel Seat Caution)	1
18	1339828	Label (No Riders)	2
19	1339832	Label (Pinch Point)	2
20	2075655	Label (Mast Warning)	2
21	1562353	Label (Hyster)	2
22	1343276	Label (Mast Warning)	1

FOOTNOTES:

- | | |
|---|--|
| a Diesel Only | d LPG Only |
| b For Use With Swivel Seats Only | e Mazda (LPG) and Yanmar (Diesel) |
| c Kubota 2.5L LPG | |

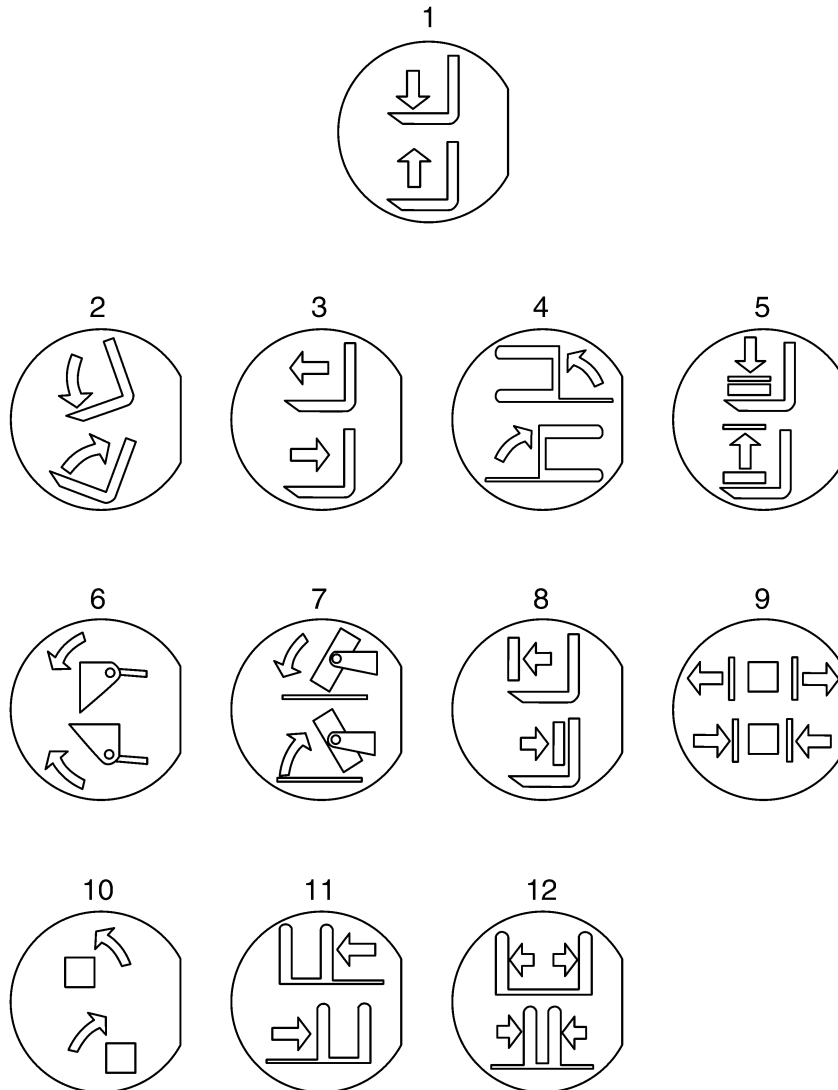
**LABELS
INTERIOR**

ITEM	PART NO.	DESCRIPTION	QTY
1	b	Nameplate	1
1	170658	Rivet	4
1	2307400	Rivet (Optional)	4
2	389688	Nameplate Cover	1
3	2038100	Label (Drive Train Protection)	1
4	a 1589377	Label (Basic Powershift Transmission)	1
5	c 1589397	Label (DuraMatch Transmission)	1
6	1589437	Label (DuraMatch Plus2 Transmission)	1
7	1534660	Label (Patents and Trademarks)	1
8	4612321	Label (Radial Tire Warning)	1
9	2074210	Label (Park Brake Warning)	1

FOOTNOTES:

- a** Basic Transmission
- b** Contact Your Local Hyster Dealer
- c** Electric Transmission

LABELS (FIGURE 1-47) HYDRAULIC CONTROL LABELS — MANUAL HYDRAULIC



BP121111

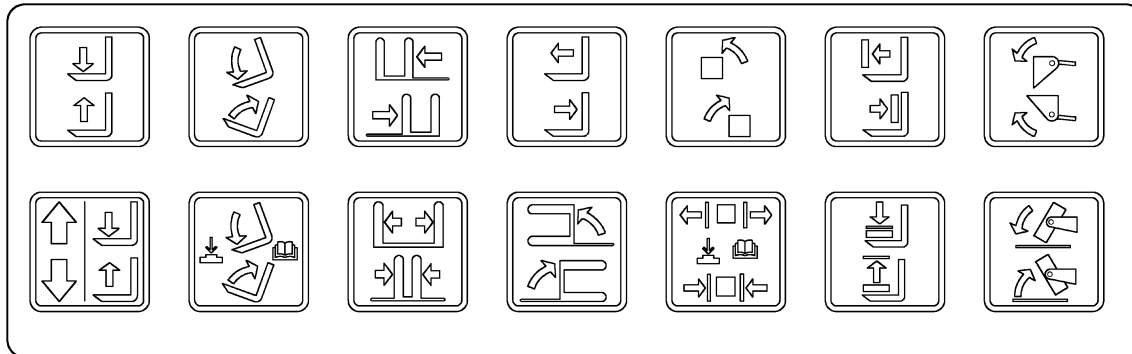
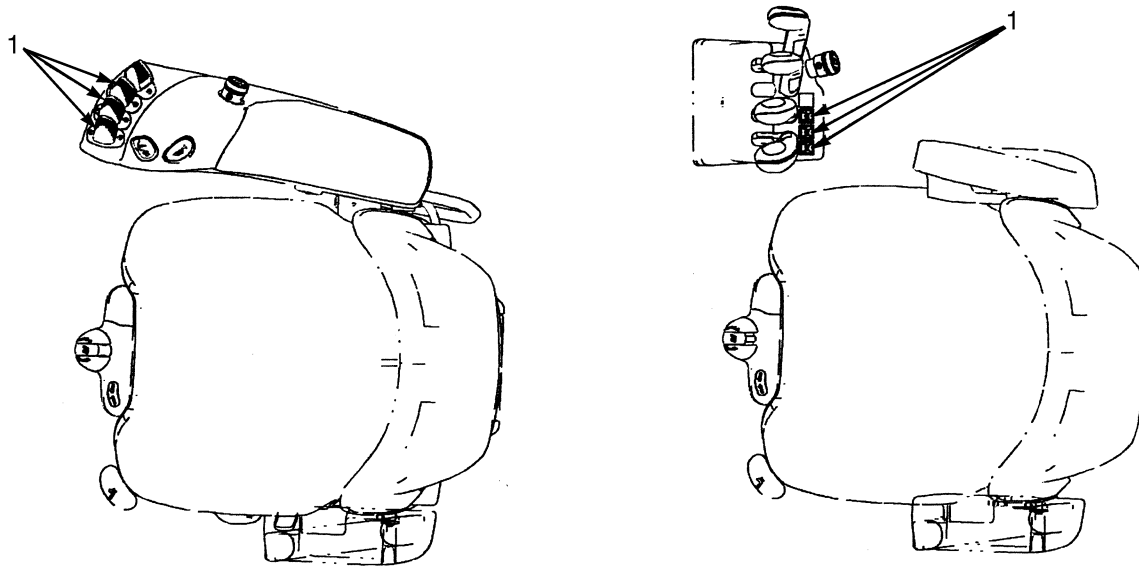
LABELS
HYDRAULIC CONTROL LABELS – MANUAL HYDRAULIC

ITEM	PART NO.	DESCRIPTION	QTY
1	4034931	Lens with label (Hoist)	1
2	4034932	Lens with label (Tilt)	1
3	4034933	Lens with label (Reach)	1
4	4034934	Lens with label (Swing)	1
5	4034935	Lens with label (Load Stabilizer)	1
6	4034936	Lens with label (Scoop)	1
7	4034937	Lens with label (Upender)	1
8	4034938	Lens with label	1
9	4034939	Lens with label (Clamp)	1
10	4034940	Lens with label (Rotate)	1
11	4034941	Lens with label (Side-Shift)	1
12	4034942	Lens with label	1
	a 2070655	Lens (Blank)	1

FOOTNOTES:

a Not Illustrated

MINI LEVER MODULE LABELS (FIGURE 1-48) HYDRAULIC CONTROL FUNCTIONS



BP120427

**MINI LEVER MODULE LABELS
HYDRAULIC CONTROL FUNCTIONS**

ITEM	PART NO.	DESCRIPTION	QTY
1	2102640	Label	1

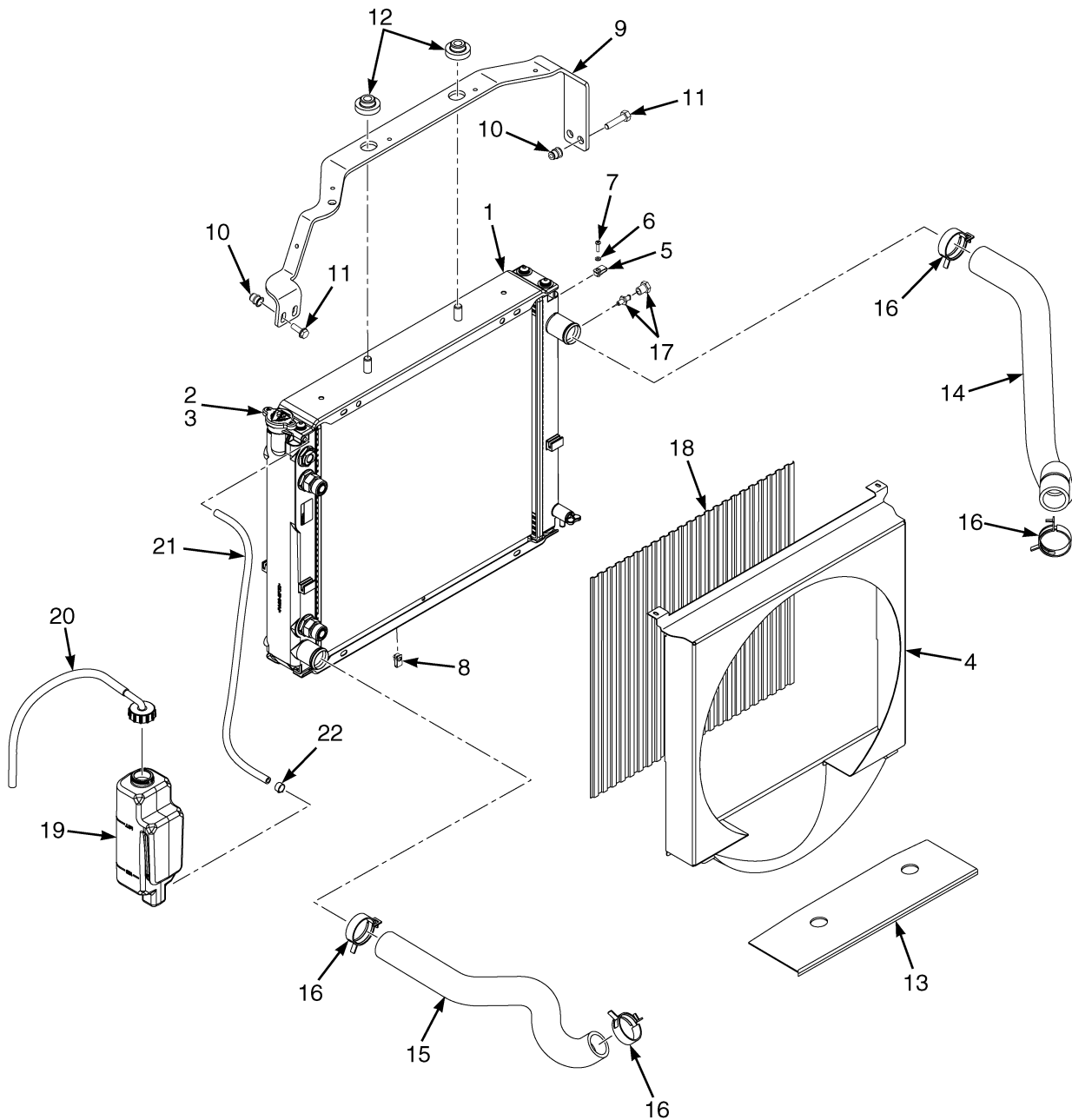
2

ENGINE ASSEMBLY - MAZDA

SECTION 2 ENGINE ASSEMBLY - MAZDA

DESCRIPTION	PAGE
CAMSHAFT AND VALVES	
MAZDA 2.2L LPG	2-30
COOLING SYSTEM	
MAZDA 2.2L SQUARE WAVE RADIATOR - ELECTRONIC TRANSMISSION, EXTERNAL OIL COOLER, OR WET BRAKE	2-6
MAZDA 2.2L, SERPENTINE RADIATOR - BASIC POWERSHIFT TRANSMISSION	2-2
MAZDA 2.2L, SQUARE WAVE RADIATOR - BASIC POWERSHIFT TRANSMISSION	2-4
CRANKSHAFT AND PISTONS	
MAZDA 2.2L LPG	2-32
CYLINDER BLOCK	
MAZDA 2.2L LPG	2-18
CYLINDER HEAD	
MAZDA 2.2L LPG	2-20
ENGINE COOLING	
MAZDA 2.2L LPG	2-34
ENGINE MOUNTING	2-16
EXHAUST MANIFOLD	
MAZDA 2.2L LPG	2-24
EXHAUST SYSTEM	
MAZDA 2.2L LPG - WITHOUT CATALYTIC CONVERTER	2-8
MAZDA 2.2L LPG - WITH CATALYTIC CONVERTER	2-10
FAN ASSEMBLY	
MAZDA	2-14
FLYWHEEL AND HOUSING	
MAZDA 2.2L LPG	2-12
INTAKE MANIFOLD	
MAZDA 2.2L LPG	2-22
MAP SENSOR	
MAZDA 2.2L, LPG	2-36
OIL PUMP AND FILTER	
MAZDA 2.2L LPG	2-28
TIMING GEAR COVER AND OIL PAN	
MAZDA 2.2L LPG	2-26

COOLING SYSTEM (FIGURE 2-1) MAZDA 2.2L, SERPENTINE RADIATOR — BASIC POWERSHIFT TRANSMISSION



BP060030

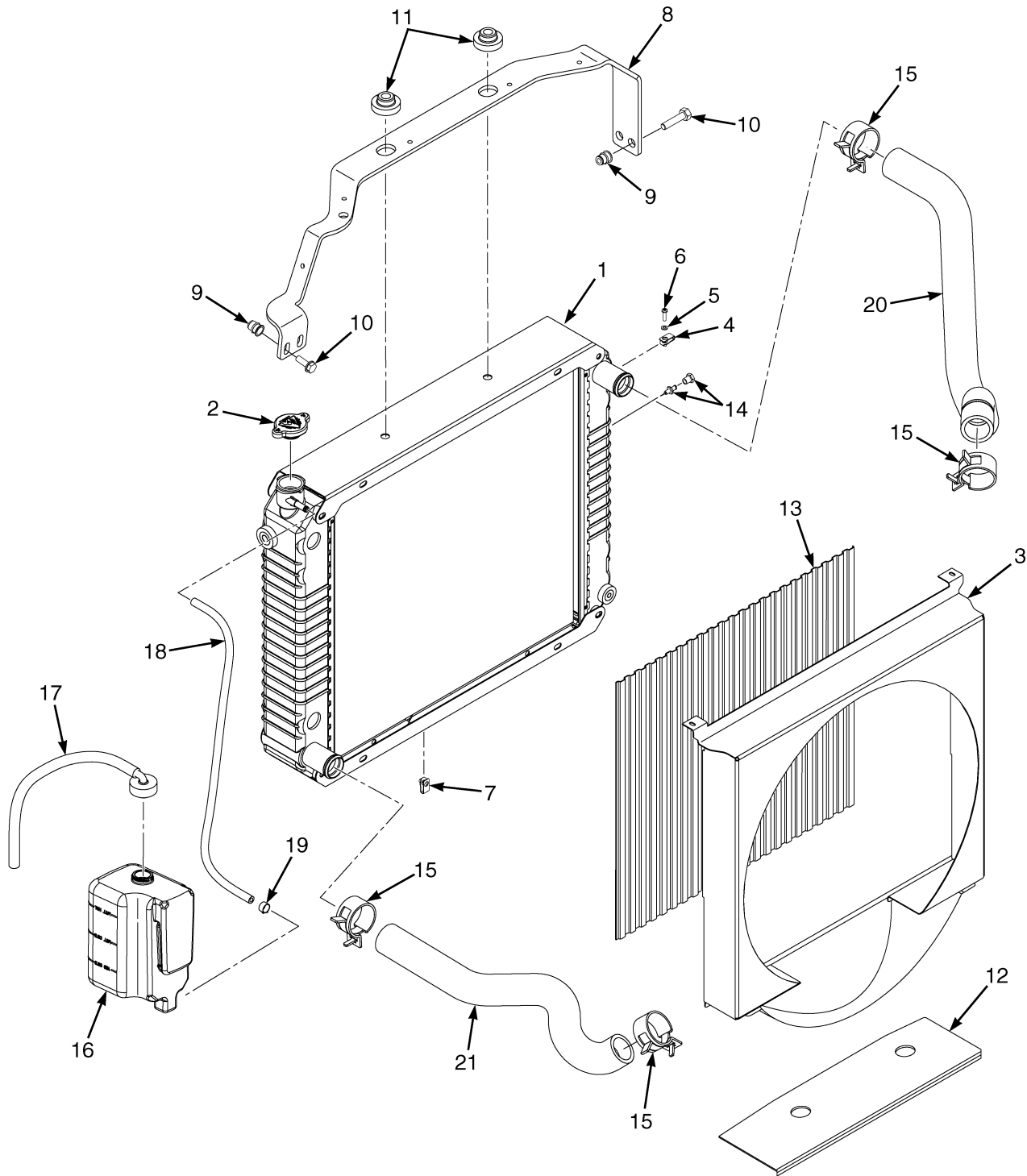
COOLING SYSTEM
MAZDA 2.2L, SERPENTINE RADIATOR – BASIC POWERSHIFT TRANSMISSION

ITEM	PART NO.	DESCRIPTION	QTY
1	2054879	Radiator	1
1	4606169	Fitting	2
2	1528495	Drain Plug	1
3	1352140	Radiator Cap	1
4	1593356	Shroud	1
5	1535257	Nut	2
6	320154	Washer	2
7	302023	Screw	2
8	1329271	Clip	2
9	1588508	Bracket (Radiator)	1
10	1530243	Insert	4
11	1583611	Capscrew	4
12	1529787	Isolator	4
13	1565691	Exhaust Shield	1
14	2085041	Radiator Hose (Upper)	1
15	2088675	Radiator Hose (Lower)	1
16	369804	Clamp	4
17	1531404	Sensor (Low Coolant Level)	1
17	a 14385	Fitting	1
17	246108	Sealant	AR
18	1548497	Screen	1
19	1633307	Reservoir	1
20	345455	Outlet Assembly	1
20	336550	Bushing	1
20	345453	Outlet (Reservoir)	1
20	345454	Cap	1
20	1663877	Hose	1
21	1567674	Hose	1
22	369815	Clamp	2

FOOTNOTES:

- a** Without Low Coolant Level Sensor

COOLING SYSTEM (FIGURE 2-2) MAZDA 2.2L, SQUARE WAVE RADIATOR — BASIC POWERSHIFT TRANSMISSION



BP060031

COOLING SYSTEM
MAZDA 2.2L, SQUARE WAVE RADIATOR – BASIC POWERSHIFT TRANSMISSION

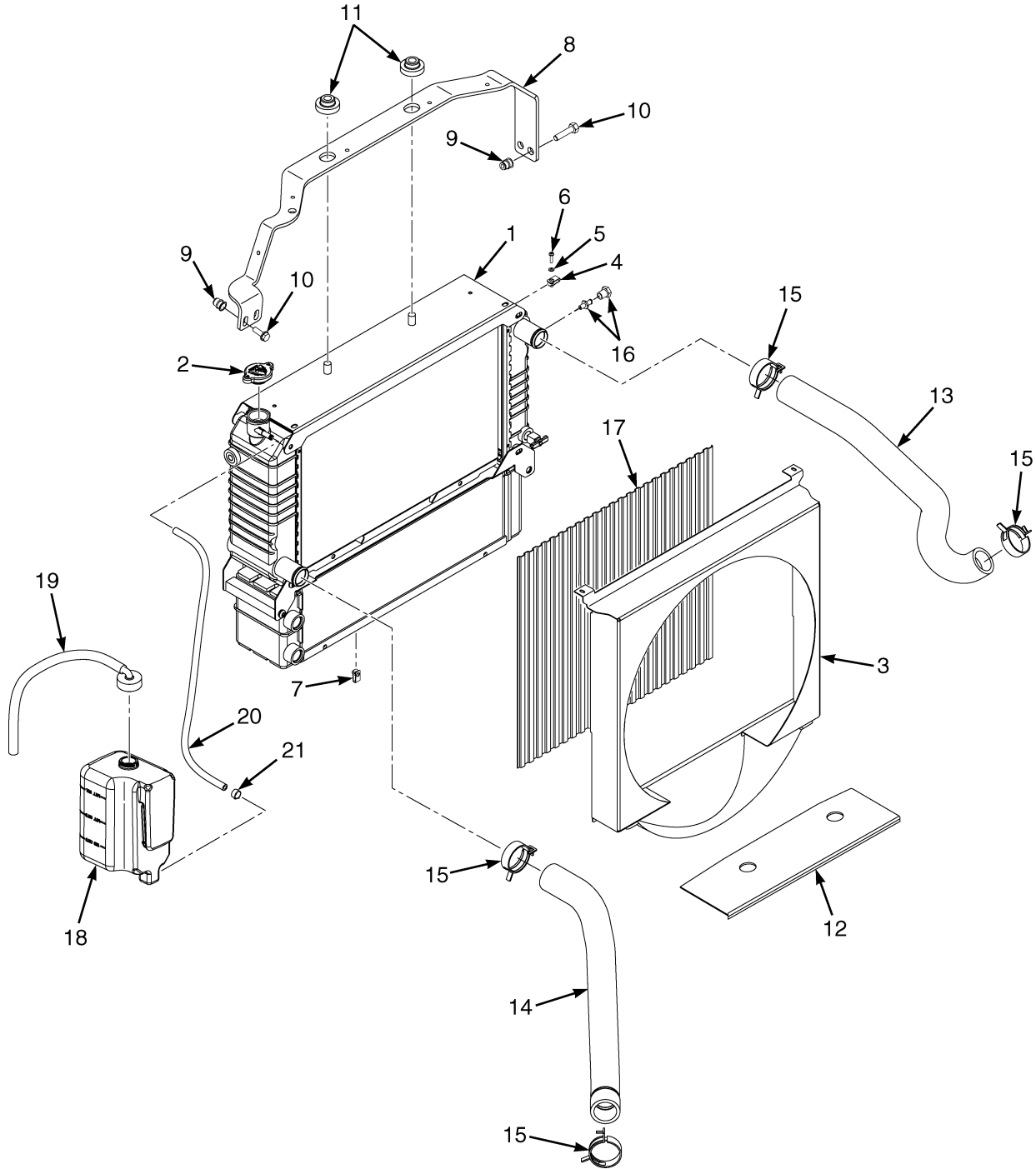
ITEM	PART NO.	DESCRIPTION	QTY
1	2056870	Radiator	1
1	1569079	Drain Valve (w/Thread Wrap)	1
1	4606421	Radiator	1
1	4038264	Drain Valve	1
1	4038266	Bolt	8
2	1352140	Radiator Cap	1
3	1565391	Shroud	1
4	1535257	Nut	2
5	320154	Washer	2
6	302023	Screw	2
7	1329271	Clip	2
8	1588507	Bracket (Radiator)	1
9	1530243	Insert	4
10	1583611	Capscrew	4
11	1529787	Isolator	4
12	1565691	Exhaust Shield	1
13	1548497	Screen	1
14	1531404	Sensor (Low Coolant Level)	1
14	a 14385	Fitting	1
14	246108	Sealant	AR
15	369804	Clamp	4
16	1633307	Reservoir	1
17	345455	Outlet Assembly	1
17	345453	Outlet (Reservoir)	1
17	345454	Cap	1
17	336550	Bushing	1
17	1663877	Hose	1
18	1567674	Hose	1
19	369815	Clamp	2
20	2085041	Radiator Hose (Upper)	1
21	2088675	Radiator Hose (Lower)	1

FOOTNOTES:

a Without Low Coolant Level Sensor

COOLING SYSTEM (FIGURE 2-3)

MAZDA 2.2L SQUARE WAVE RADIATOR — ELECTRONIC TRANSMISSION, EXTERNAL OIL COOLER, OR WET BRAKE



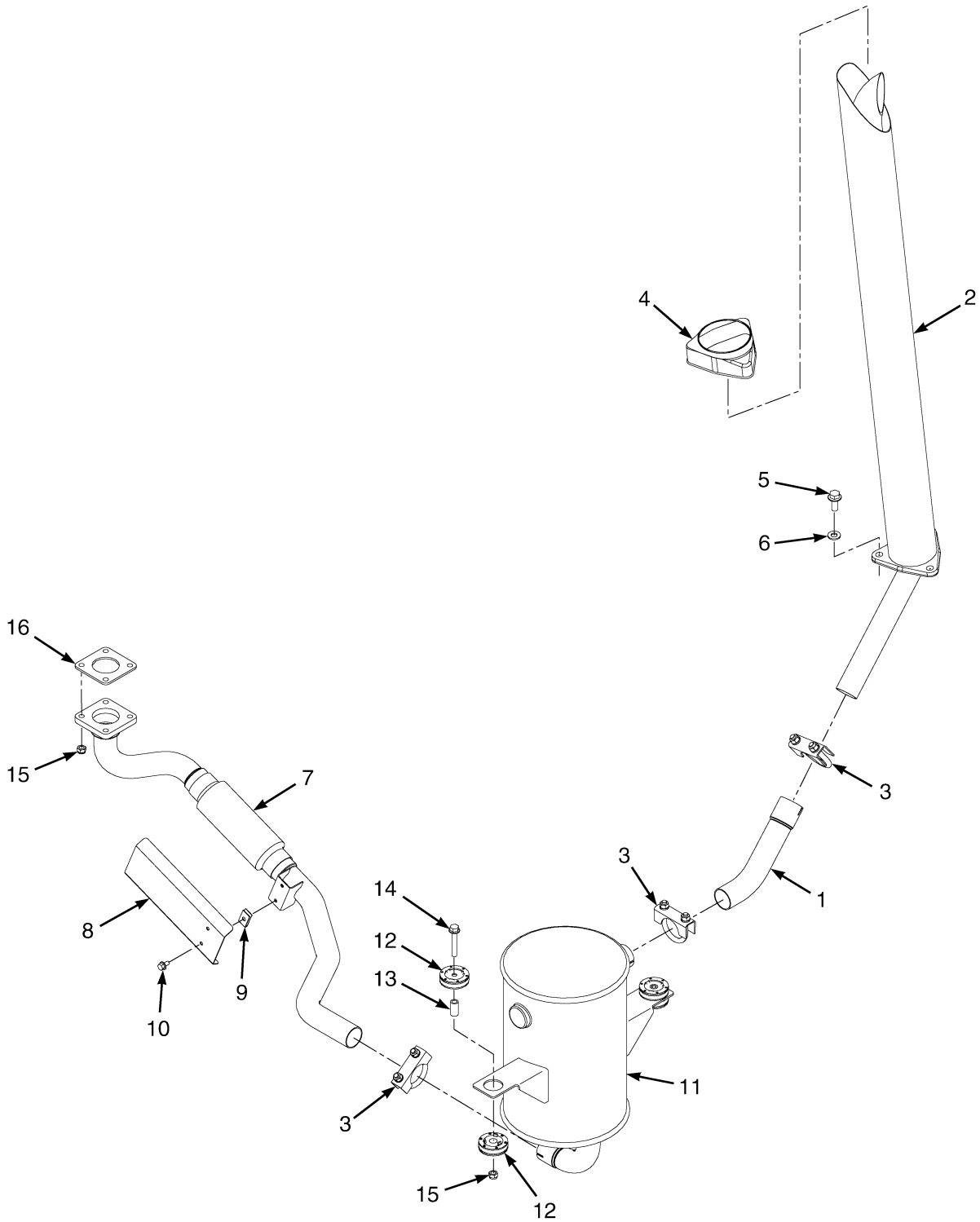
BP060032

COOLING SYSTEM**MAZDA 2.2L SQUARE WAVE RADIATOR – ELECTRONIC TRANSMISSION, EXTERNAL OIL COOLER, OR
WET BRAKE**

ITEM	PART NO.	DESCRIPTION	QTY
1	2074789	Radiator	1
1	1590917	Radiator	1
1	1590918	Oil Cooler	1
1	1597765	Washer	4
1	1597766	Screw	4
1	4603553	Radiator (Assembly)	1
1	4038259	Radiator	1
1	4038263	Oil Cooler	1
1	4038264	Drain Valve	1
1	4038265	Nut , Foldover	2
1	4038266	Bolt	8
1	4038267	Bolt	4
2	1352140	Radiator Cap	1
3	1594057	Shroud	1
4	1535257	Nut	2
5	320154	Washer	2
6	302023	Screw	2
6	302020	Screw	2
7	1551663	Clip	2
8	1588507	Bracket (Radiator)	1
9	1530243	Insert	4
10	1583611	Capscrew	4
11	1529787	Isolator	4
12	1565691	Exhaust Shield	1
13	2085042	Radiator Hose (Upper)	1
14	2088676	Radiator Hose (Lower)	1
15	369804	Clamp	4
16	1531404	Sensor (Low Coolant Level)	1
16	a 14385	Fitting	1
16	246108	Sealant	AR
17	1582078	Screen	1
18	1633307	Reservoir	1
19	345455	Outlet Assembly	1
19	336550	Bushing	1
19	345453	Outlet (Reservoir)	1
19	345454	Cap	1
19	1663877	Hose	1
20	1567674	Hose	1
21	369815	Clamp	2

FOOTNOTES:**a** Without Low Coolant Sensor

EXHAUST SYSTEM (FIGURE 2-4) MAZDA 2.2L LPG — WITHOUT CATALYTIC CONVERTER



BP110090

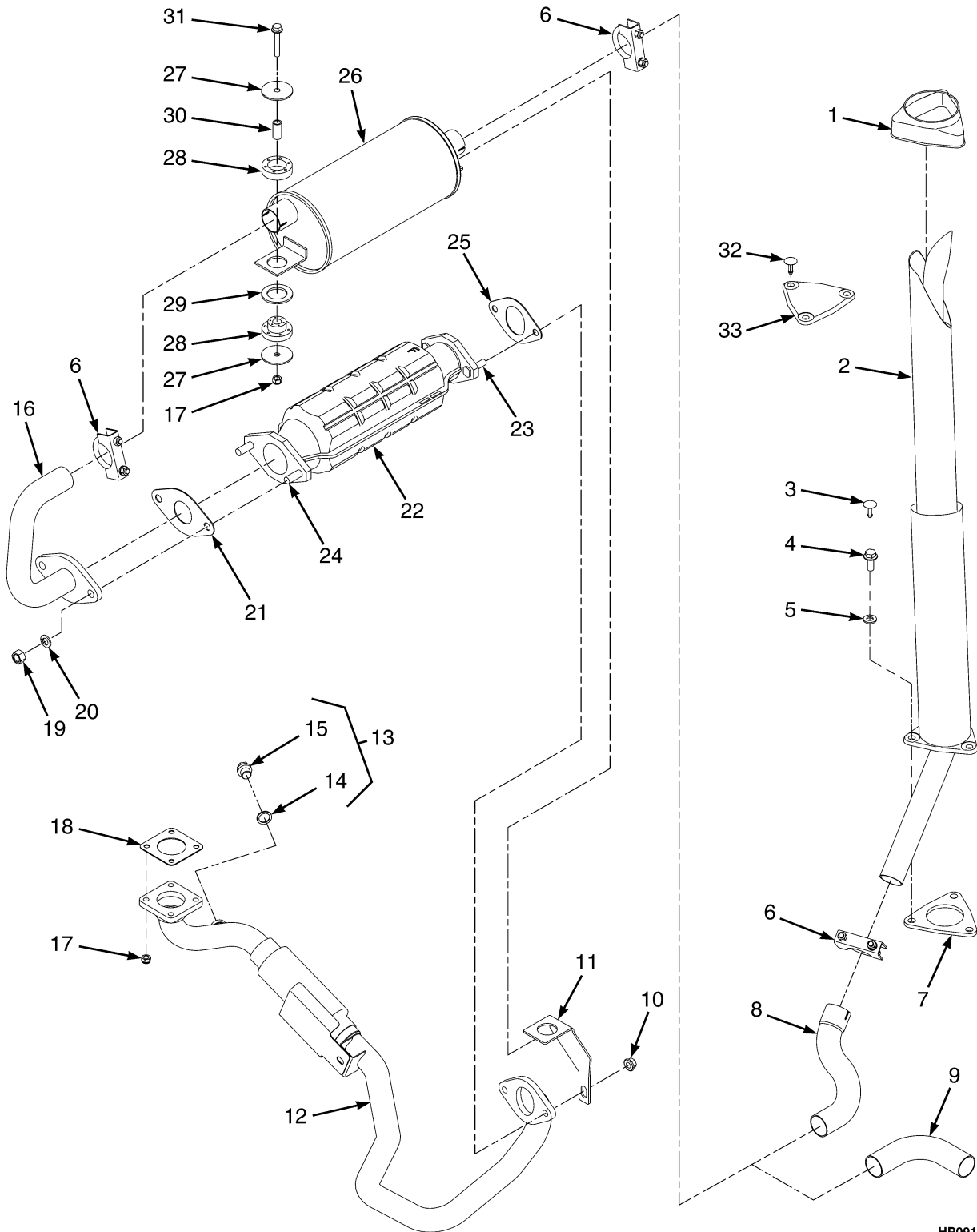
EXHAUST SYSTEM
MAZDA 2.2L LPG – WITHOUT CATALYTIC CONVERTER

ITEM	PART NO.	DESCRIPTION	QTY
1	4612595	Exhaust Pipe (Overhead Exhaust)	1
1	a 1585212	Exhaust Pipe (Counterweight Exhaust)	1
2	4051418	Tail Pipe	1
3	63117	Clamp	3
4	2021394	Cover	1
5	1510117	Capscrew	3
6	320159	Washer	3
7	4617313	Exhaust Pipe	1
8	1650662	Exhaust Shield	1
9	1566420	Nut (Foldover)	2
10	1534417	Capscrew	2
11	4613003	Muffler	1
12	1709996	Isolator	4
13	1708371	Spacer	2
14	1510115	Capscrew	2
15	1582222	Locknut	6
16	1338308	Gasket	1

FOOTNOTES:

a Not Illustrated

EXHAUST SYSTEM (FIGURE 2-5) MAZDA 2.2L LPG — WITH CATALYTIC CONVERTER

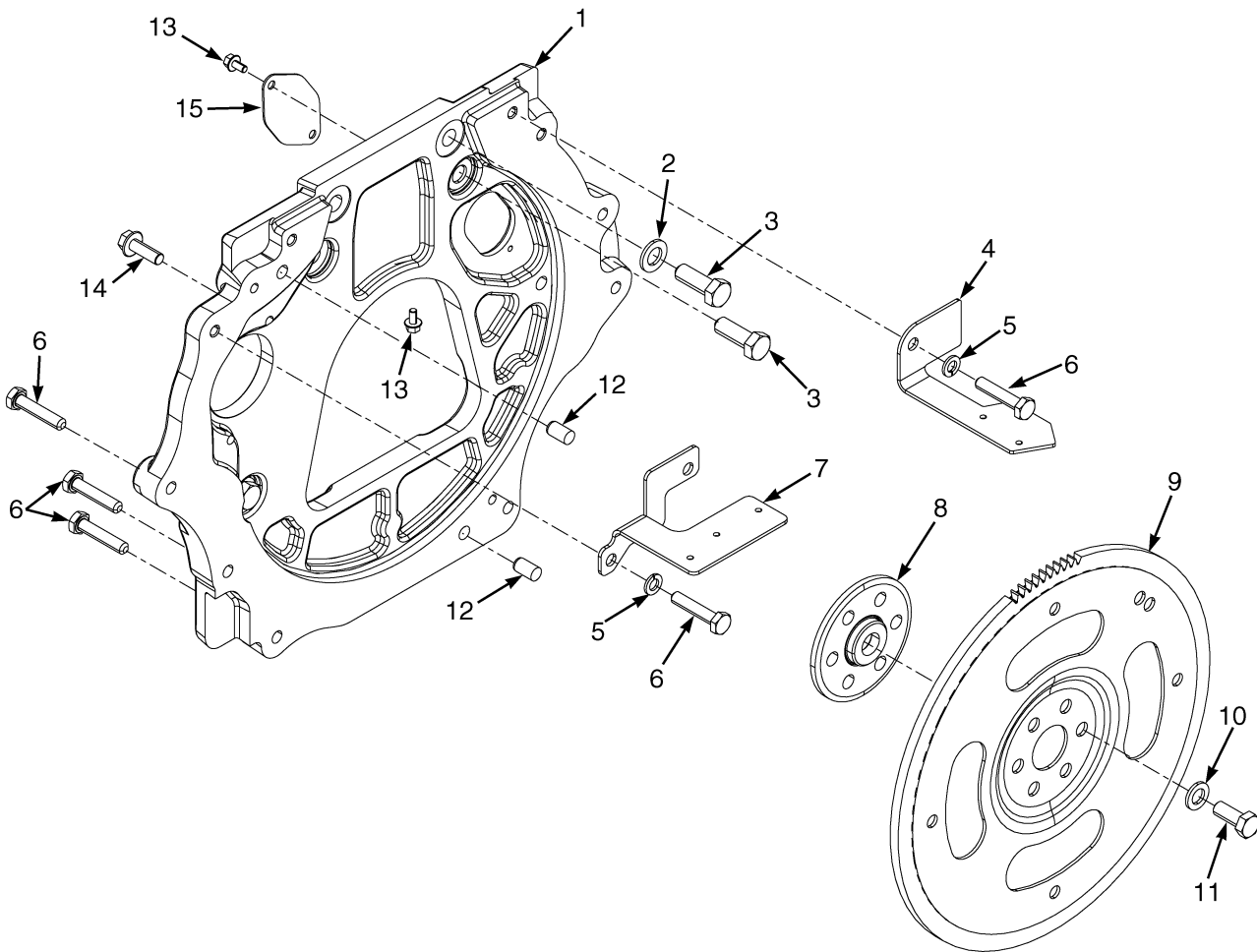


HP091224

EXHAUST SYSTEM
MAZDA 2.2L LPG – WITH CATALYTIC CONVERTER

ITEM	PART NO.	DESCRIPTION	QTY
1	2021394	Cover	1
2	4051418	Tail Pipe	1
3	1347045	Fastener	3
4	1510117	Capscrew	3
5	320159	Washer	3
6	63117	Clamp	2
7	1533639	Cover	1
8	1533863	Exhaust Pipe (Overhead)	1
9	1589312	Exhaust Pipe (Counterweight)	1
10	1460477	Nut	2
11	1532523	Bracket	1
12	4025054	Exhaust Pipe	1
13	1396518	Plug	1
14	1509103	Ring (Copper)	1
15	1509104	Plug	1
16	1534174	Exhaust Pipe	1
17	1582222	Locknut	6
18	1338308	Gasket	1
19	1469405	Nut	2
20	292683	Lockwasher	2
21	1469379	Gasket	1
22	4005681	Catalytic Converter	1
23	1495501	Bolt	2
23	1495502	Bolt	2
25	1547712	Gasket	1
26	2060957	Muffler	1
27	1528938	Washer	4
28	1709996	Isolator	4
29	1532585	Washer	1
30	1708371	Spacer	2
31	1510115	Capscrew	2
32	1347045	Fastener	3
33	1533639	Cover (Counterweight)	1

FLYWHEEL AND HOUSING (FIGURE 2-6) MAZDA 2.2L LPG

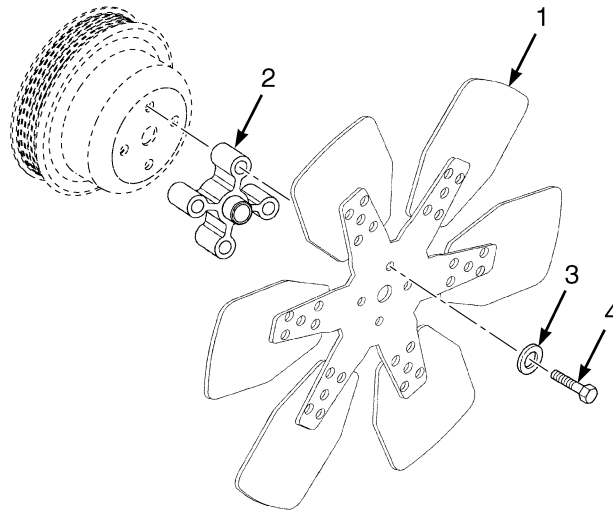


BP090343

**FLYWHEEL AND HOUSING
MAZDA 2.2L LPG**

ITEM	PART NO.	DESCRIPTION	QTY
1	1553266	Flywheel Housing	1
2	296424	Washer	6
3	2072918	Capscrew	6
4	1624727	Bracket	1
5	292682	Lockwasher	10
6	292517	Capscrew	10
7	1623093	Bracket	1
8	1506572 4101675	Hub	1
9	1605467	Flywheel (With Ring Gear)	1
10	296422	Washer	6
11	1528415	Capscrew	6
12	303150	Dowel	2
13	1534417	Capscrew	5
14	1527884	Capscrew	2
15	1625999	Dust Cover	1

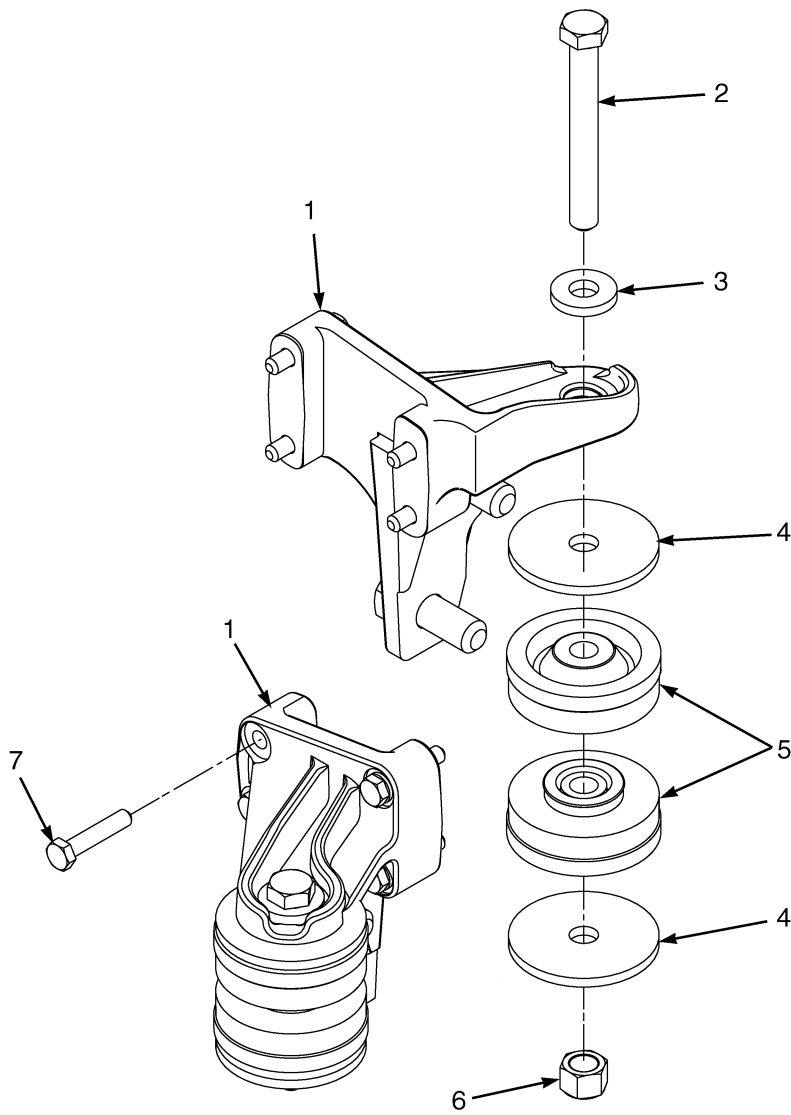
FAN ASSEMBLY (FIGURE 2-7) MAZDA



BP090418

ITEM	PART NO.	DESCRIPTION	QTY
1	1375642	Fan	1
2	1528140	Spacer	1
3	296418	Washer	4
4	293619	Capscrew	4

ENGINE MOUNTING (FIGURE 2-8)

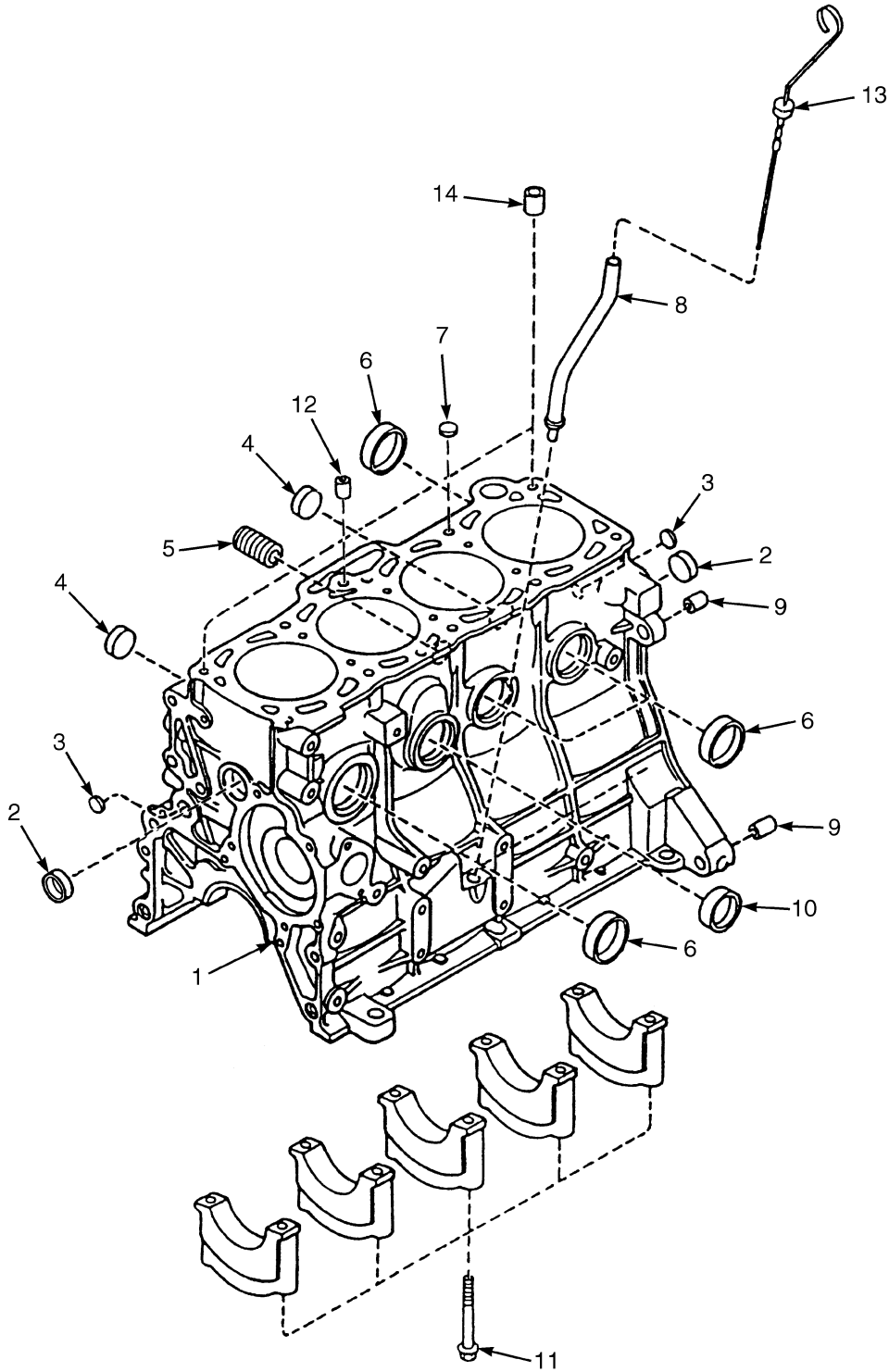


BP090163

ENGINE MOUNTING

ITEM	PART NO.	DESCRIPTION	QTY
1	1557478	Mount (RH)	1
1	1557479	Mount (LH)	1
2	293698	Capscrew	2
3	1504075	Washer	2
4	1557737	Washer	4
5	2069951	Isolator	4
6	1565453	Nut (Flange)	2
7	1565150	Bolt (Flange)	8

CYLINDER BLOCK (FIGURE 2-9) MAZDA 2.2L LPG

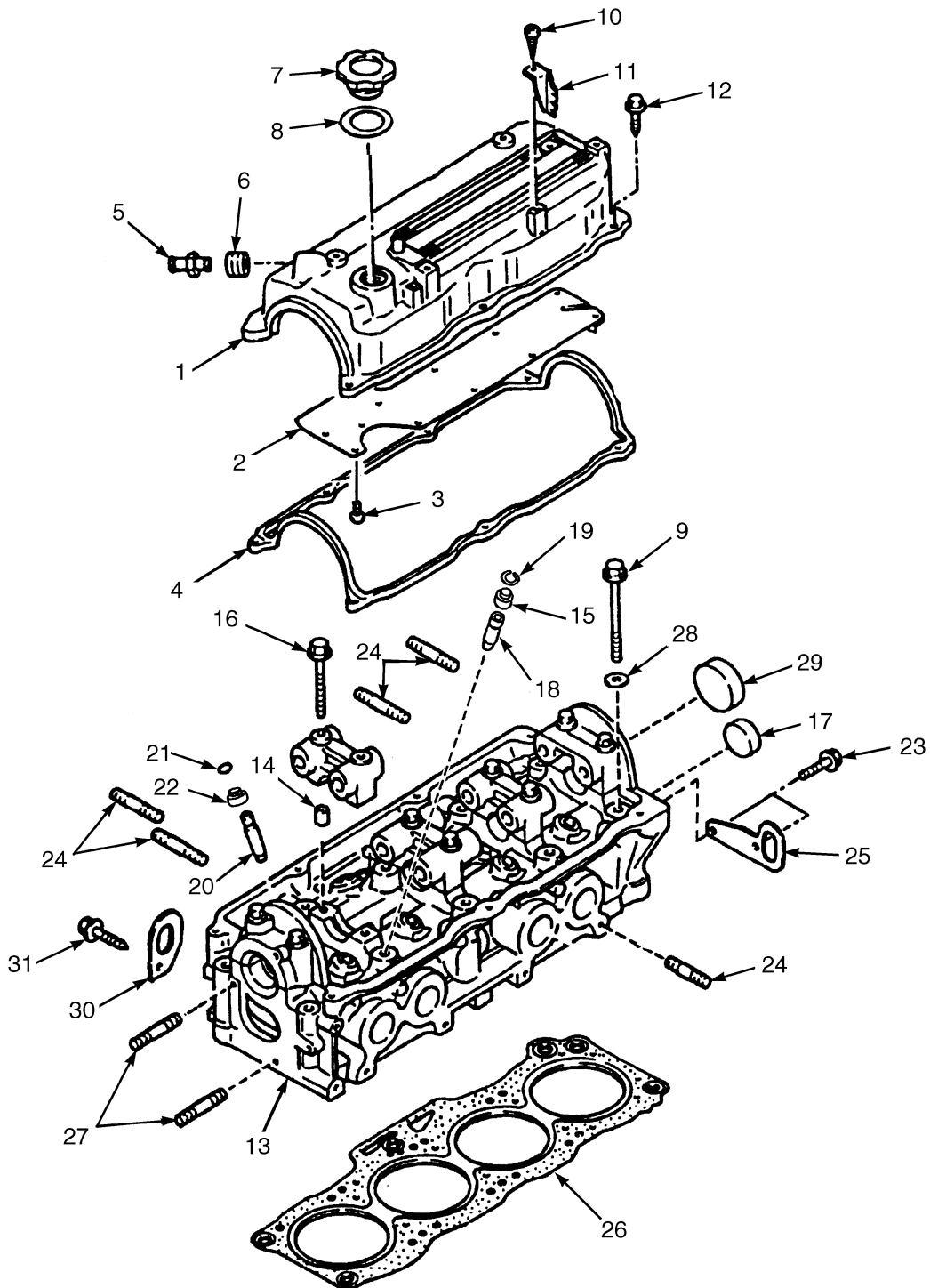


HP091247

**CYLINDER BLOCK
MAZDA 2.2L LPG**

ITEM	PART NO.	DESCRIPTION	QTY
	1652305	Long Block (2.2L, LPG)	1
	1572388	Short Block (2.2L, LPG)	1
1	1370744	Cylinder Block	1
2	1362009	Plug	2
3	1361675	Plug	2
4	1362005	Plug	2
5	1360898	Joint Fitting	1
6	1362003	Plug	4
7	2028927	Plug	1
8	1360899	Tube Assy	1
9	1362008	Pin	2
10	1362007	Plug	2
11	1361676	Bolt	10
12	2029081	Plug	1
13	1361677	Dipstick	1
14	1360896	Pin	2

CYLINDER HEAD (FIGURE 2-10) MAZDA 2.2L LPG

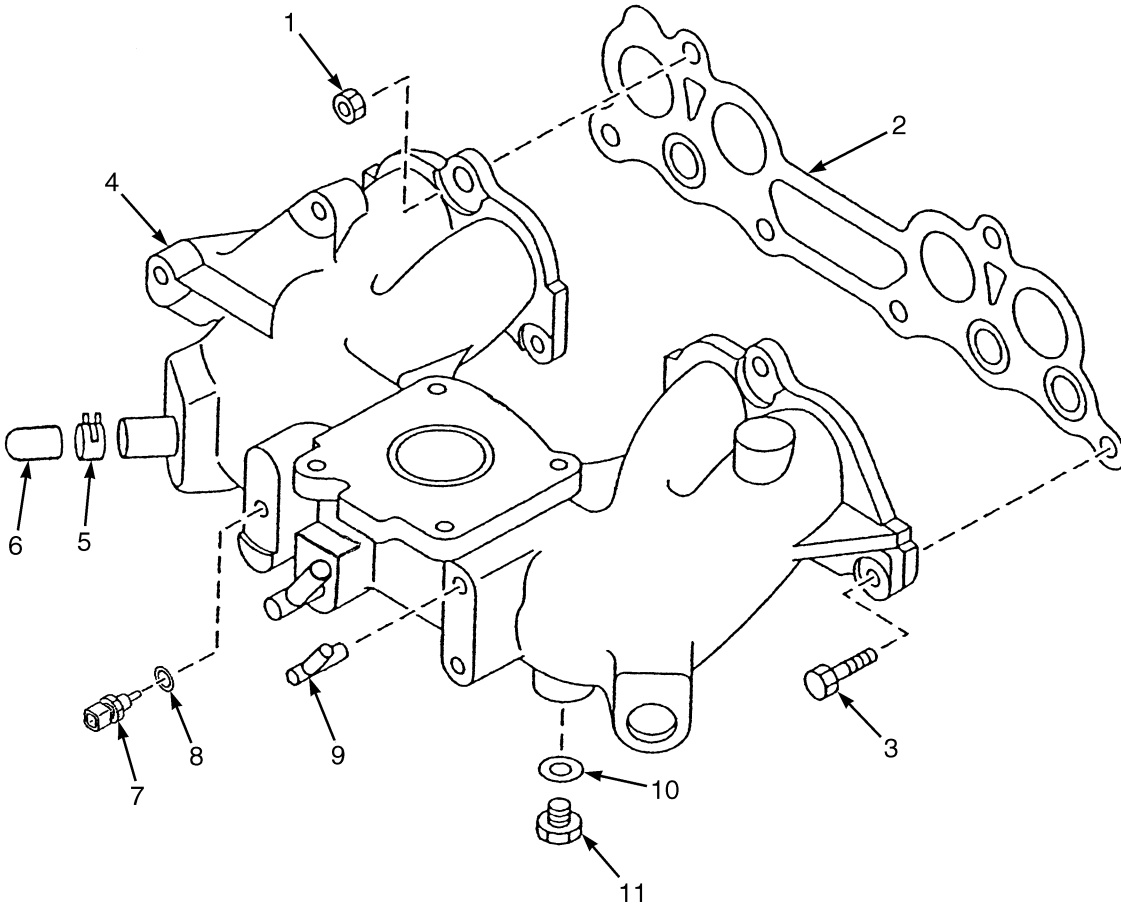


HP000902

**CYLINDER HEAD
MAZDA 2.2L LPG**

ITEM	PART NO.	DESCRIPTION	QTY
	1652305	Long Block (2.2L, LPG)	1
1	1360883	Engine Cover	1
2	1360884	Plate (Oil Baffle)	1
3	2022655	Screw	10
4	1360886	Gasket	1
5	1553692	PCV Valve	1
6	1360892	Seal	1
7	1360887	Cap	1
8	1360888	Gasket	1
9	1360880	Bolt	10
10	2078941	Screw	2
11	1360885	Bracket	2
12	1362001	Bolt	7
13	1360878	Cylinder Head	1
14	1362002	Pin	10
15	1361719	Seal (Exhaust Valve)	4
16	1361894	Bolt	10
17	1362003	Plug	1
18	1360895	Guide	4
19	1360879	Clip	1
20	1360895	Guide	4
21	1360879	Clip	4
22	1361718	Seal (Inlet Valve)	4
23	326608	Bolt	1
24	1361897	Stud	20
25	2314973	Hanger	1
26	2045321	Gasket (Cylinder Head)	1
27	1361899	Stud	2
28	1360881	Washer	10
29	1360882	Cap	1
30	1360890	Bracket (Front Hanger)	1
31	1361881	Bolt	1

INTAKE MANIFOLD (FIGURE 2-11) MAZDA 2.2L LPG

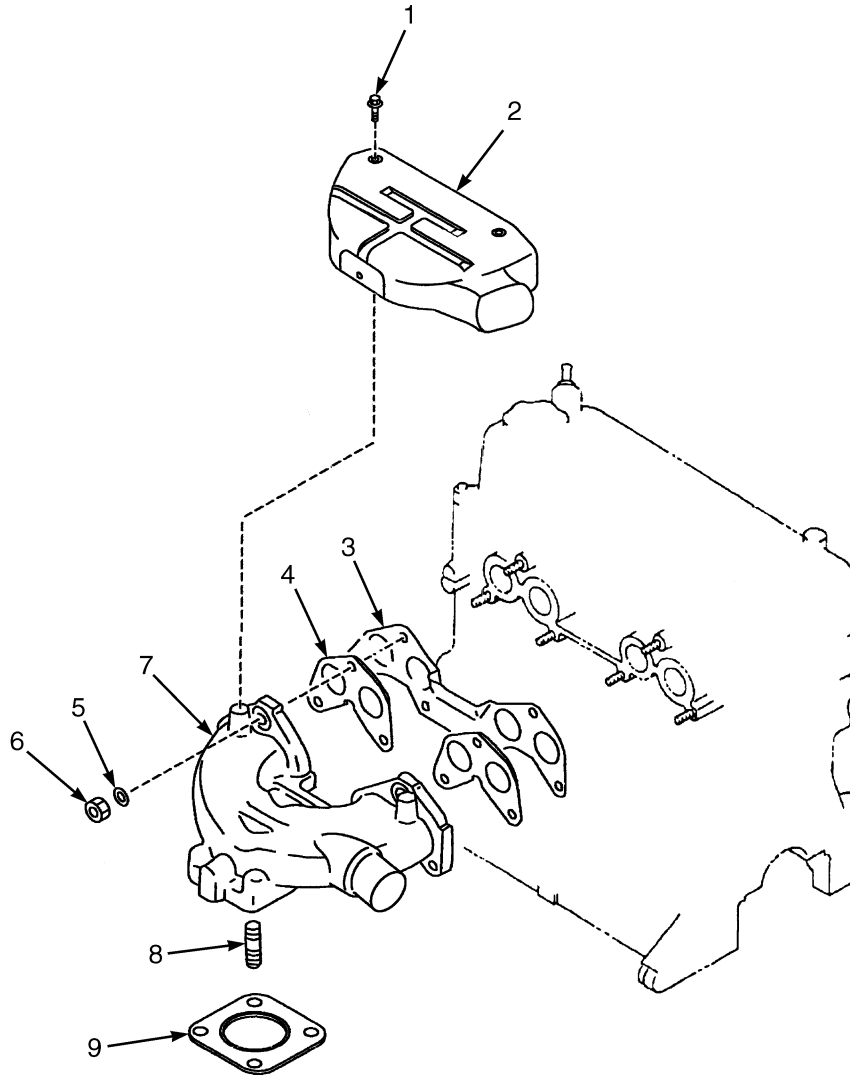


BP090332

**INTAKE MANIFOLD
MAZDA 2.2L LPG**

ITEM	PART NO.	DESCRIPTION	QTY
	1652305	Long Block (2.2L)	1
1	326504	Nut	4
2	1553776	Gasket	1
3	1361885	Bolt	2
4	1687035	Intake Manifold	1
5	1573568	Clamp	1
6	1574098	Cap	1
7	1539962	Sensor (Air Temperature)	1
7	1369861	Plug	1
8	1368886	Washer	1
9	1652334	Connector	1
10	1368743	Seal	1
11	1366902	Bolt	1

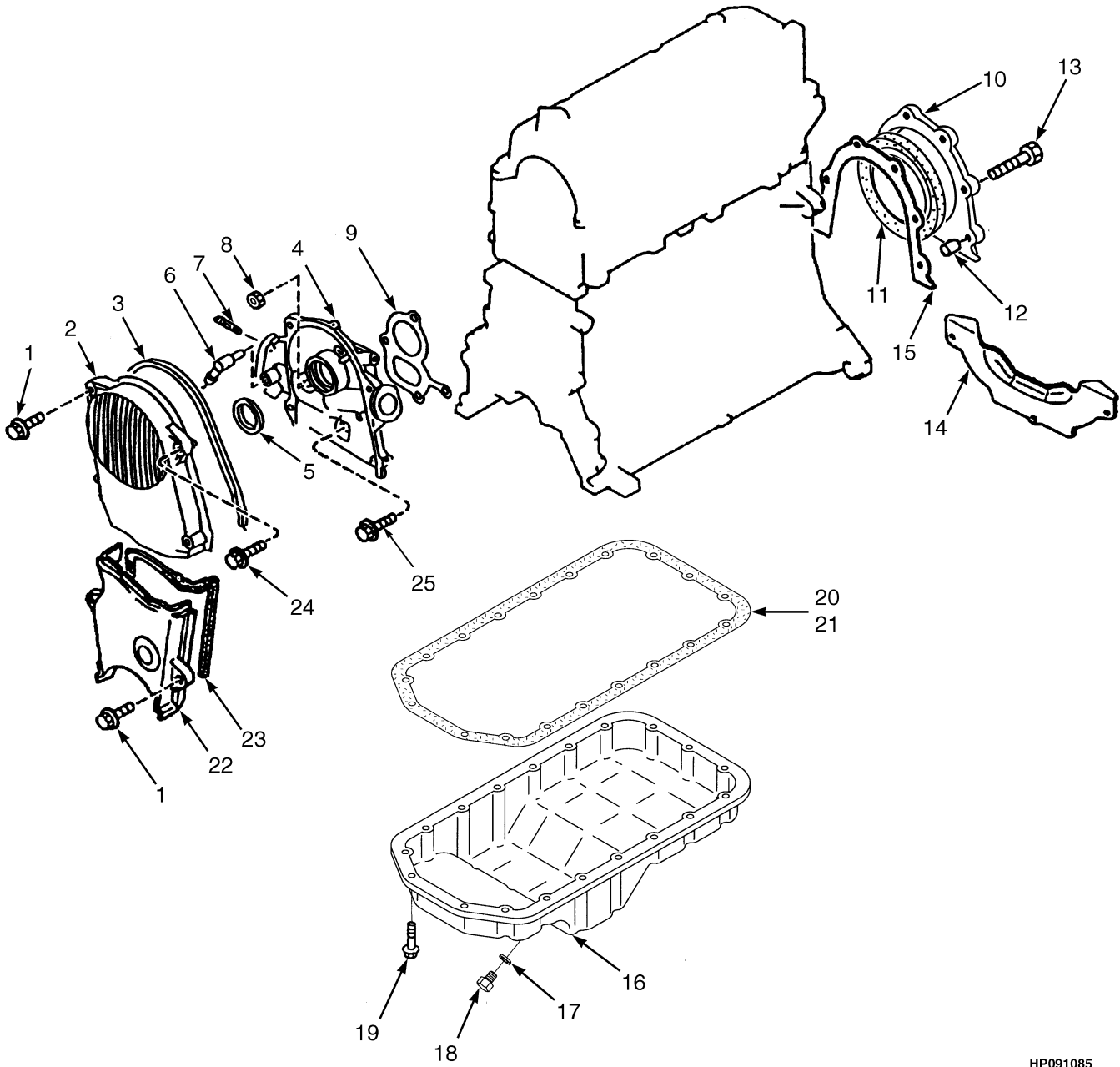
EXHAUST MANIFOLD (FIGURE 2-12) MAZDA 2.2L LPG



HP091248

ITEM	PART NO.	DESCRIPTION	QTY
	1652305	Long Block (2.2L, LPG)	1
1	1361898	Bolt	3
2	1370691	Cover	1
3	1361747	Gasket	1
4	Gasket	2
5	1370690	Washer	6
6	1361746	Nut	6
7	1370688	Exhaust Manifold	1
8	1361745	Stud	4
9	1338308	Gasket	1

TIMING GEAR COVER AND OIL PAN (FIGURE 2-13) MAZDA 2.2L LPG

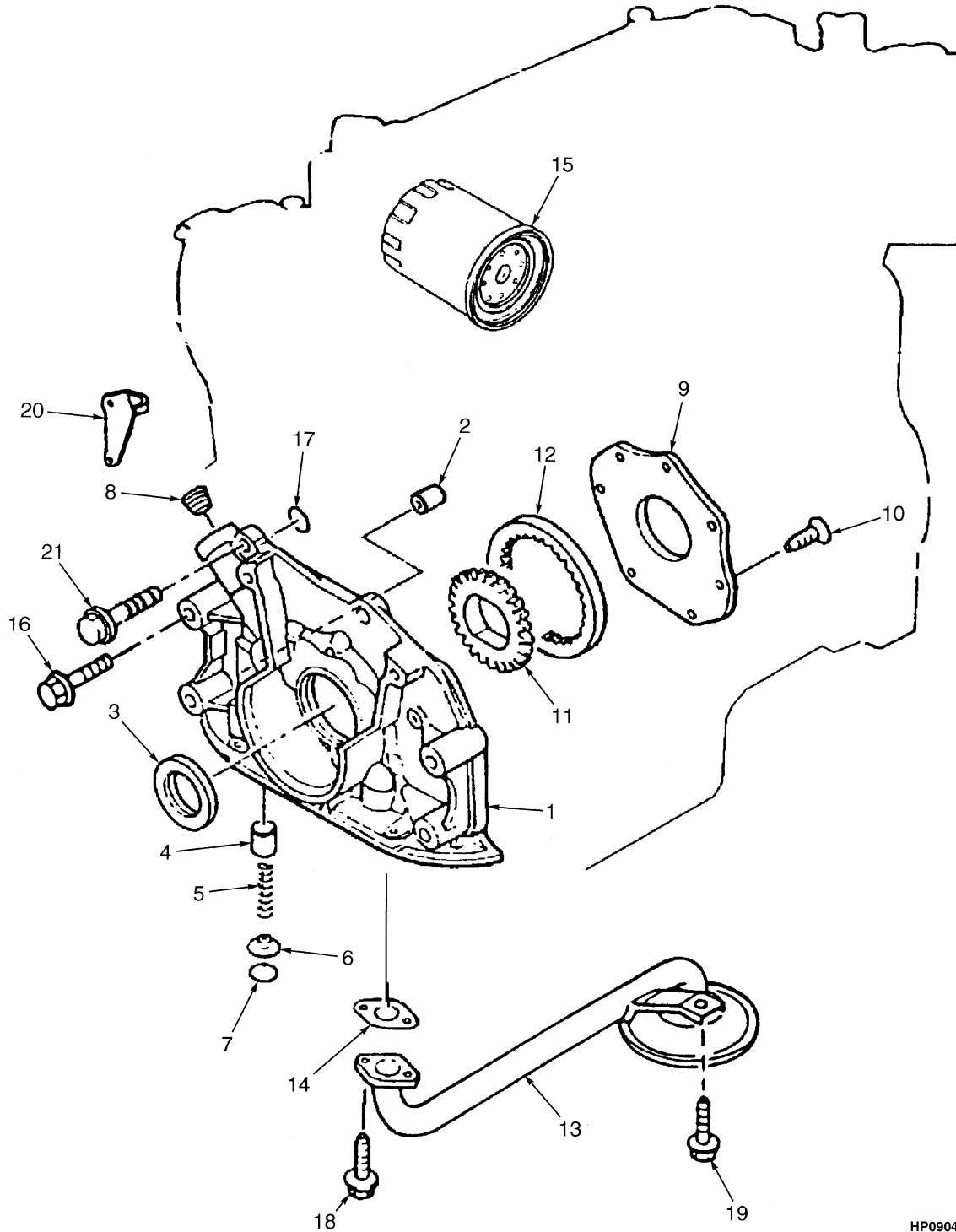


HP091085

**TIMING GEAR COVER AND OIL PAN
MAZDA 2.2L LPG**

ITEM	PART NO.	DESCRIPTION	QTY
	1652305	Long Block (2.2L, LPG)	1
1	1362001	Bolt	5
2	2029084	Cover (Upper Timing Belt)	1
3	2028854	Gasket	1
4	2051129	Housing	1
5	1361688	Oil Seal	1
6	1361692	Connector	1
7	1362012	Stud	2
8	326504	Nut	2
9	1361679	Gasket	1
10	1361689	Cover (Rear)	1
11	1361691	Oil Seal (Rear)	1
12	1362010	Pin	2
13	1362011	Bolt	6
14	1371652	Cover	1
15	1361690	Gasket	1
16	2029082	Oil Pan	1
17	1362015	Gasket	1
18	1361681	Drain Plug	1
19	1370736	Capscrew	19
20	1361682	Gasket (Oil Pan)	1
21	4618898	Sealant	AR
22	2051128	Cover	1
23	2028853	Gasket	1
24	2029086	Bolt	1
25	1361875	Screw	2
	2045036	Kit-Gasket	1

OIL PUMP AND FILTER (FIGURE 2-14) MAZDA 2.2L LPG

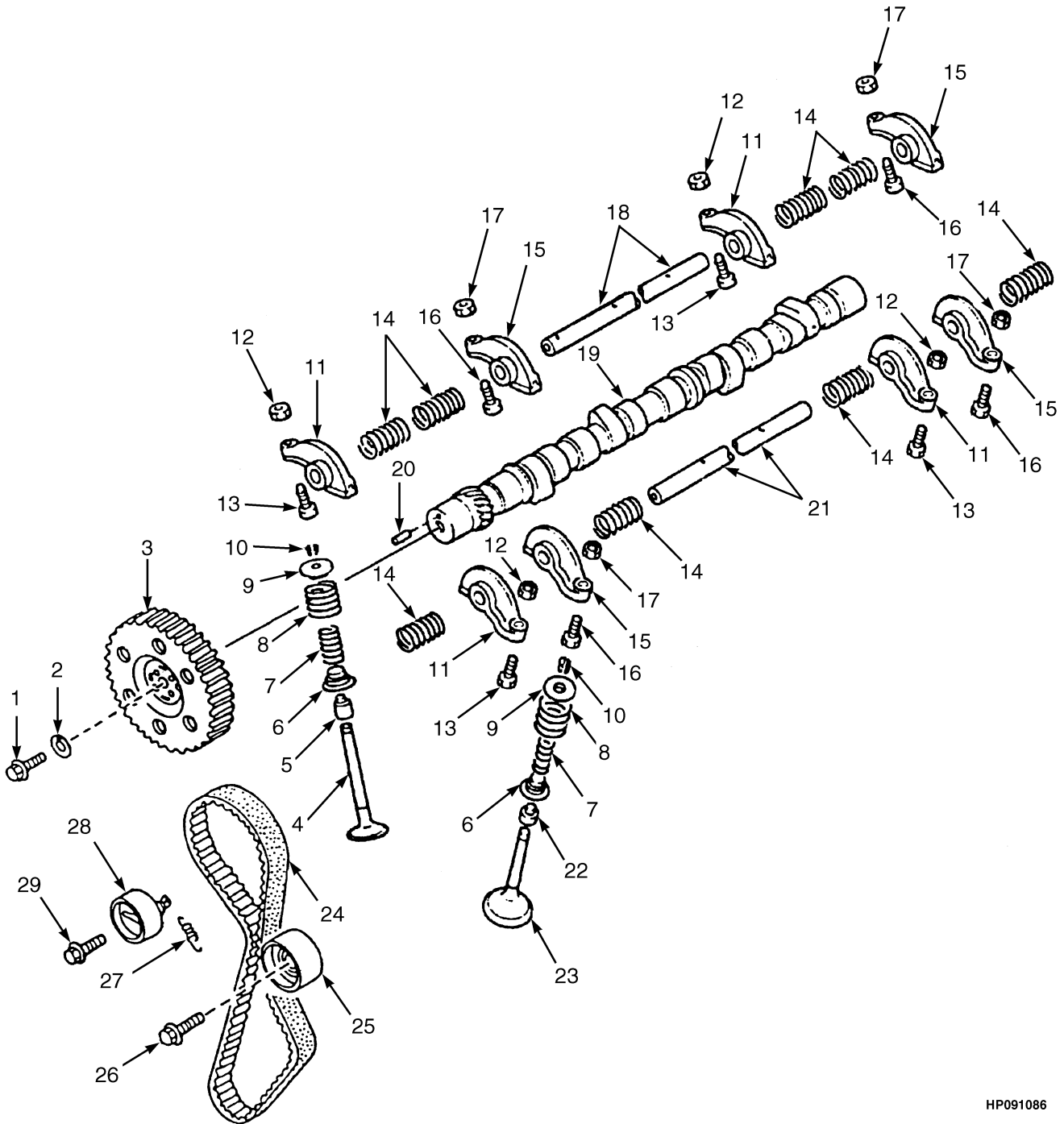


HP090491

**OIL PUMP AND FILTER
MAZDA 2.2L LPG**

ITEM	PART NO.	DESCRIPTION	QTY
	1652305	Long Block (2.2L, LPG)	1
1	1455676	Engine Oil Pump	1
2	1361798	Pin (Timing Indicator)	2
3	1361688	Oil Seal	1
4	1455674	Plunger	1
5	326748	Spring	1
6	326749	Spring Seat	1
7	1361879	Snap Ring	1
8	1495426	Plug	1
9	2029100	Cover	1
10	1455677	Screw	7
11	2029101	Gear	1
12	2029102	Gear	1
13	1361806	Strainer	1
14	1361807	Gasket	1
15	333642	Oil Filter	1
16	1553878	Bolt	2
17	1361801	O-Ring	1
18	1361878	Screw	2
19	1361868	Screw	1
20	1495427	Pin (Top Indicator) (Top Indicator)	1
21	2029103	Bolt	6

CAMSHAFT AND VALVES (FIGURE 2-15) MAZDA 2.2L LPG

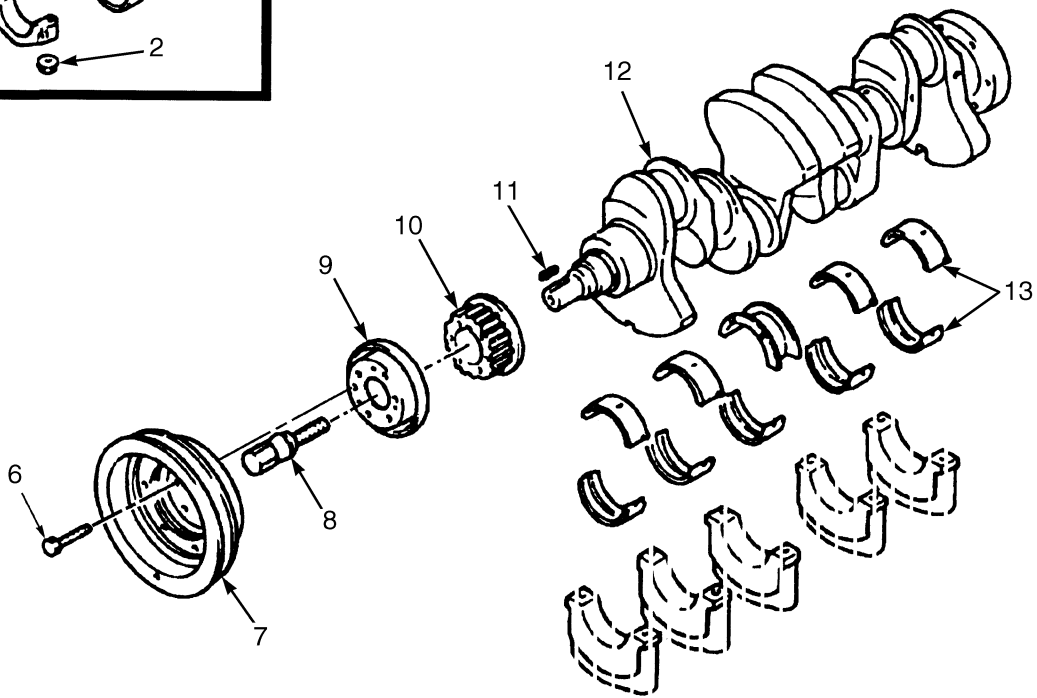
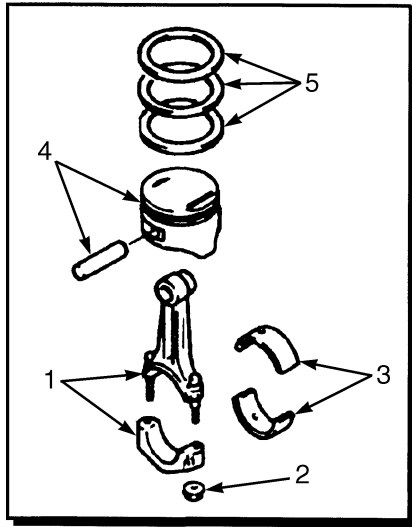


HP091086

**CAMSHAFT AND VALVES
MAZDA 2.2L LPG**

ITEM	PART NO.	DESCRIPTION	QTY
	1652305	Long Block (2.2L, LPG)	1
1	1361736	Bolt	1
2	1361737	Washer	1
3	2029095	Pulley (Camshaft)	1
4	1361720	Inlet Valve (Intake)	4
5	1361718	Seal	4
6	1361724	Valve Seat	8
7	1361723	Spring (Intake Valve)	8
8	1361722	Spring (Exhaust Valve)	8
9	1361721	Valve Seat	8
10	326612	Keeper	16
11	1361726	Rocker Arm	4
12	1361728	Nut	4
13	1361727	Screw	4
14	1361731	Spring	8
15	1361729	Rocker Arm	4
16	1361727	Screw	4
17	1361728	Nut	4
18	1361730	Shaft	1
19	1361734	Camshaft	1
20	1361717	Pin	1
21	1361732	Shaft	1
22	1361719	Seal	4
23	1361725	Exhaust Valve	4
24	2028852	Timing Belt	1
25	2029098	Idler Pulley	1
26	1361884	Bolt	1
27	2029096	Spring	1
28	2029097	Belt Tensioner	1
29	1362016	Bolt	1

CRANKSHAFT AND PISTONS (FIGURE 2-16) MAZDA 2.2L LPG

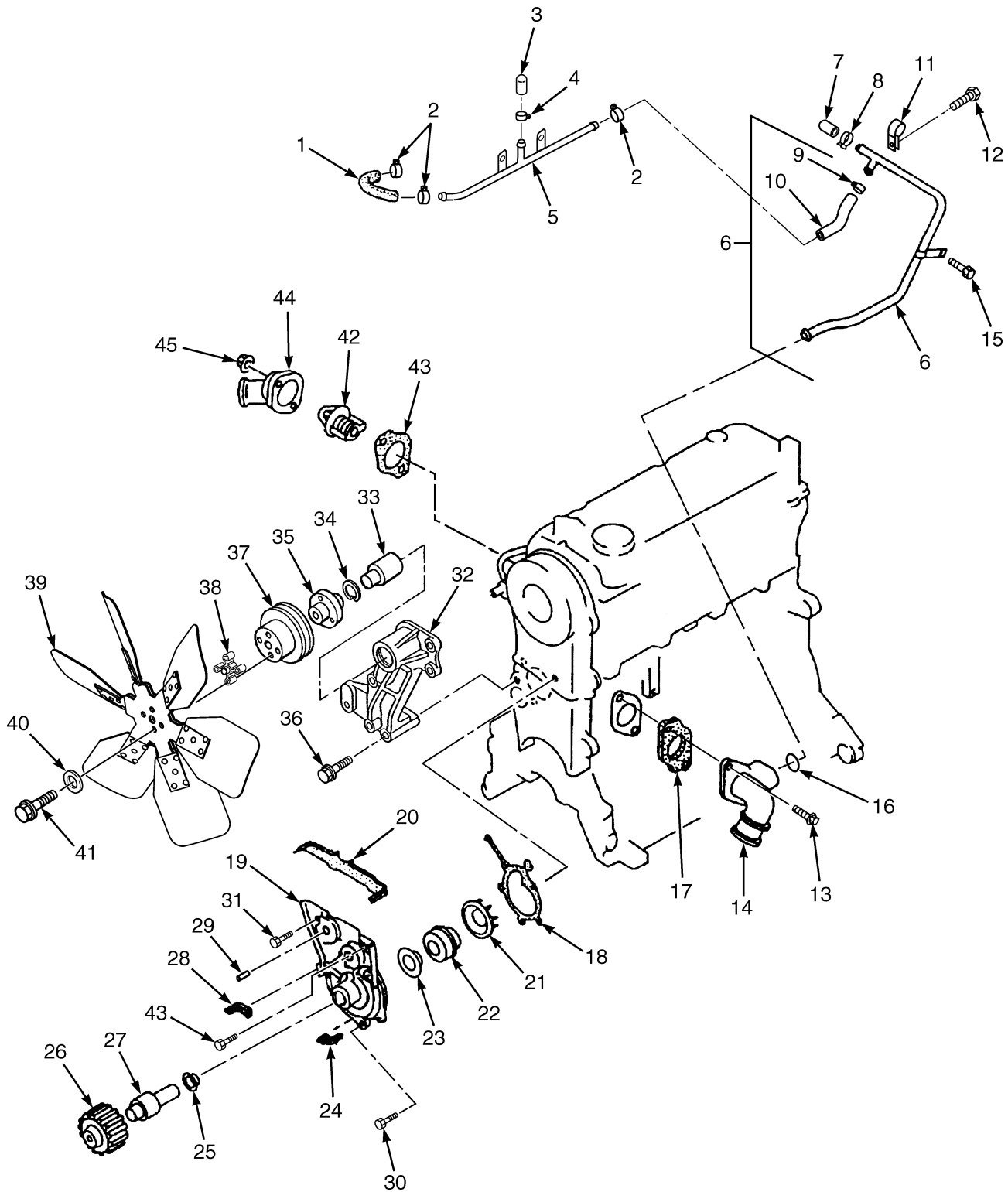


BP090439

**CRANKSHAFT AND PISTONS
MAZDA 2.2L LPG**

ITEM	PART NO.	DESCRIPTION	QTY
	1652305	Long Block (2.2L, LPG)	1
1	2105972	Piston Rod	4
2	1361695	Nut	2
3	1361703	Piston Rod Bearing (Standard)	1
3	1361704	Piston Rod Bearing (0.25 mm)	1
3	1361705	Piston Rod Bearing (0.50 mm)	1
3	1361706	Piston Rod Bearing (0.75 mm)	1
4	1572594	Piston and Pin (Standard)	4
4	1572596	Piston and Pin (0.50 mm)	4
4	1572598	Piston and Pin (0.25 mm)	4
5	1495473	Kit-Piston Ring (Standard)	4
5	1495475	Kit-Piston Ring (0.25 mm)	4
5	1495474	Kit-Piston Ring (0.50 mm)	4
6	1361700	Bolt	6
7	1553722	Crankshaft Pulley	1
8	2045034	Bolt	1
9	2045033	Plate (Timing Belt Guide)	1
10	2045030	Pulley (Timing Belt)	1
11	1361697	Key	1
12	2045029	Crankshaft	1
13	1361710	Kit-Crankshaft Bearing (Standard)	1
13	1361713	Crankshaft Bearing (0.25 mm)	1
13	1361711	Crankshaft Bearing (0.50 mm)	1
13	1361712	Crankshaft Bearing (0.75 mm)	1

ENGINE COOLING (FIGURE 2-17) MAZDA 2.2L LPG

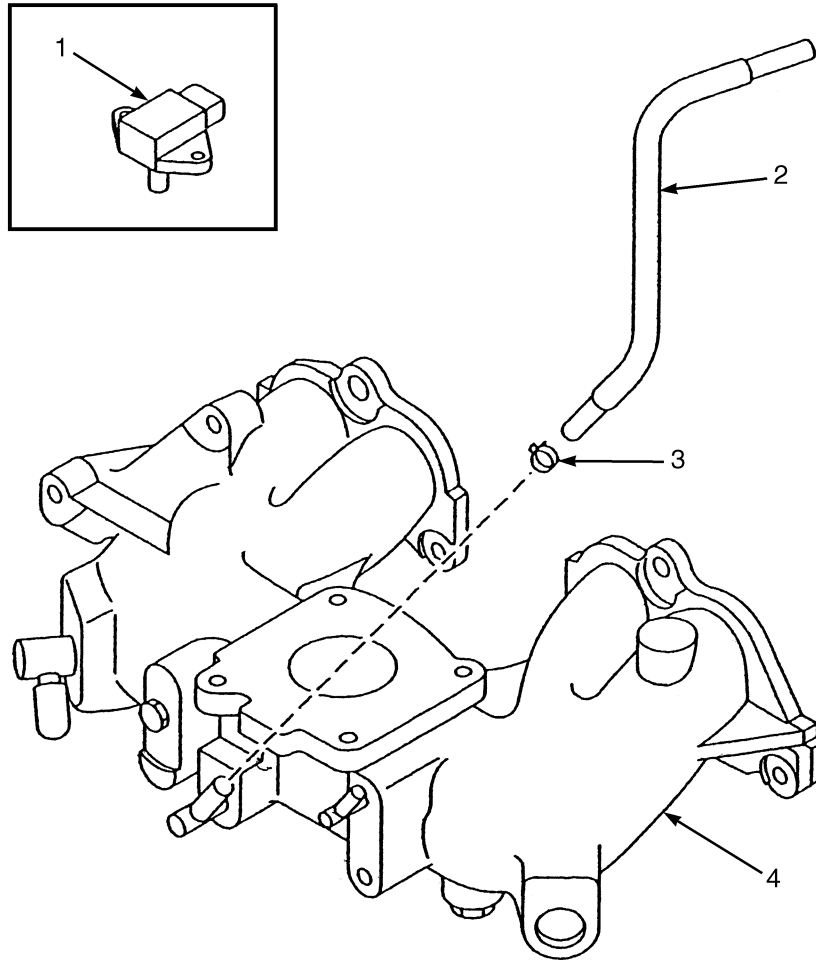


BP090641

**ENGINE COOLING
MAZDA 2.2L LPG**

ITEM	PART NO.	DESCRIPTION	QTY
	1652305	Long Block (2.2L, LPG)	1
1	1361825	Radiator Hose (LPG)	1
2	1361873	Clamp	3
3	1361790	Cap	1
4	1495429	Hose Clamp	1
5	1361823	Pipe (Water Bypass)	1
6	2045024	Pipe	1
7	1361836	Cap	1
8	1361886	Clamp	1
9	1361873	Clamp	1
10	2029108	Radiator Hose	1
11	1361826	Clip	1
12	1361898	Bolt	1
13	1361875	Screw	2
14	2029112	Adapter (Intake)	1
15	2022309	Bolt	1
16	1361827	O-Ring	1
17	2029120	Gasket (Inlet)	1
18	2028645	Gasket	1
19	2078488	Water Pump	1
20	2029107	Seal (Upper)	1
21	Impeller	1
22	1361814	Seal	1
23	2045319	Baffle	1
24	2029106	Seal	1
25	Baffle	1
26	Pully	1
27	Shaft	1
28	2029105	Seal (Lower)	1
29	1361880	Stud	1
30	2087756	Bolt	5
31	326608	Bolt	1
32	4053018	Bracket	1
33	2029116	Shaft Bearing (Fan)	1
34	2045025	Clip	1
35	Hub	1
36	2045026	Screw	3
37	1573179	Fan Pulley	1
38	1528140	Spacer	1
39	1375642	Fan	1
40	296418	Washer	4
41	293619	Capscrew	4
42	1495428	Thermostat	1
42	2082929	Thermostat	1
43	1367191	Gasket	1
44	1361821	Cover (Thermostat)	1
45	326504	Nut	2
46	2087757	Bolt	1
	2045036	Kit-Gasket	1

MAP SENSOR (FIGURE 2-18) MAZDA 2.2L, LPG



BP090334

ITEM	PART NO.	DESCRIPTION	QTY
1	1548352	Sensor (Boost, M.A.P.)	1
2	2091232	Hose (PCV)	1
3	1361872	Clamp	1
4	1687035	Intake Manifold	1

3

ENGINE ASSEMBLY-KUBOTA

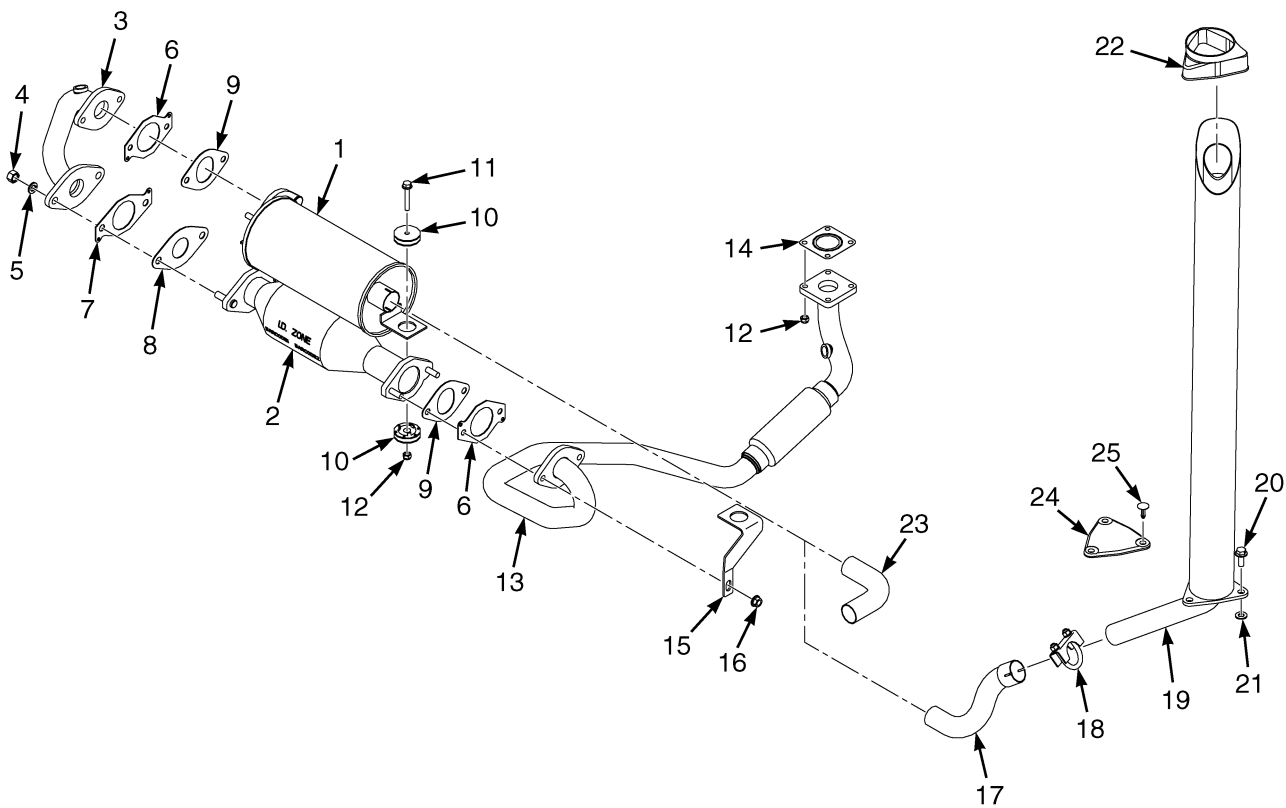
SECTION 3 ENGINE ASSEMBLY-KUBOTA

DESCRIPTION	PAGE
ALTERNATOR AND PULLEY ASSEMBLY	
KUBOTA 2.5L	3-38
CAMSHAFT ASSEMBLY	
KUBOTA 2.5L	3-46
COOLING SYSTEM	
KUBOTA 2.5L	3-52
COVER ASSEMBLY	
KUBOTA 2.5L	3-30
CRANKSHAFT AND PISTON ASSEMBLY	
KUBOTA 2.5L	3-26
CRANKSHAFT BEARING ASSEMBLY	
KUBOTA 2.5L	3-24
CYLINDER BLOCK ASSEMBLY	
KUBOTA 2.5L	3-12
CYLINDER HEAD ASSEMBLY	
KUBOTA 2.5L	3-16
CYLINDER HEAD COVER ASSEMBLY	
KUBOTA 2.5L	3-18
DIPSTICK TUBE ASSEMBLY	
KUBOTA 2.5L	3-21
ECU ASSEMBLY	
KUBOTA 2.5L	3-44
ENGINE MOUNT	
KUBOTA 2.5L LPG	3-8
EXHAUST MANIFOLD ASSEMBLY	
KUBOTA 2.5L	3-36
EXHAUST SYSTEM	
WITH CATALYTIC CONVERTER - KUBOTA 2.5L	3-4
WITHOUT CATALYTIC CONVERTER - KUBOTA 2.5L	3-6
FAN PULLEY ASSEMBLY	
KUBOTA 2.5L	3-43
FLANGE BREATHER ASSEMBLY	
KUBOTA 2.5L	3-28
FLYWHEEL HOUSING AND STARTER	
KUBOTA 2.5L LPG	3-10
GEAR CASE ASSEMBLY	
KUBOTA 2.5L - 280 MM FAN HEIGHT	3-50
IGNITION COIL ASSEMBLY	
KUBOTA 2.5L	3-29
INTAKE MANIFOLD ASSEMBLY	
KUBOTA 2.5L	3-34
OIL COOLER ASSEMBLY	
KUBOTA 2.5L - 280 MM FAN HEIGHT	3-37
OIL FILTER ASSEMBLY	
KUBOTA 2.5L	3-20
OIL PAN ASSEMBLY	
KUBOTA 2.5L	3-14
OIL PUMP ASSEMBLY	
KUBOTA 2.5L	3-22

SECTION 3
ENGINE ASSEMBLY-KUBOTA

DESCRIPTION	PAGE
VALVE AND ROCKER ARM ASSEMBLY	
KUBOTA 2.5L	3-32
WATER FLANGE AND THERMOSTAT ASSEMBLY	
KUBOTA 2.5L	3-40
WATER PUMP ASSEMBLY	
KUBOTA 2.5L	3-42
WIRE HARNESS ASSEMBLY	
KUBOTA 2.5L	3-48

EXHAUST SYSTEM (FIGURE 3-1) WITH CATALYTIC CONVERTER — KUBOTA 2.5L



BP110122

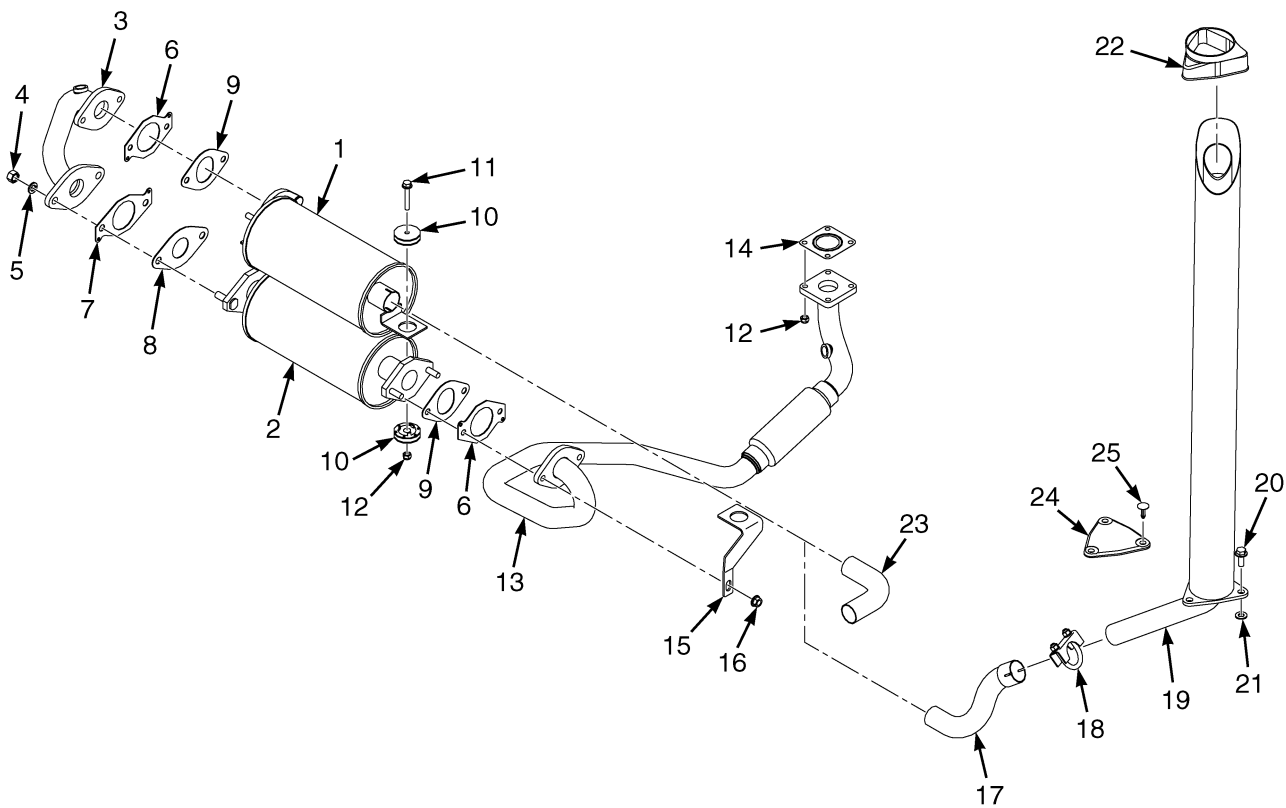
EXHAUST SYSTEM
WITH CATALYTIC CONVERTER – KUBOTA 2.5L

ITEM	PART NO.	DESCRIPTION	QTY
1	2089895	Muffler (Crimped)	1
2	4634086	Catalytic Converter	1
3	1636410	Exhaust Pipe	1
4	1469405	Nut	2
5	292683	Lockwasher	2
6	4098977	Gasket	2
7	4098976	Gasket	1
8	1469379	Gasket	1
9	1547712	Gasket	2
10	1709996	Isolator	4
11	1510115	Capscrew	2
12	1582222	Locknut	6
13	4057302	Exhaust Pipe	1
14	4064158	Gasket	1
15	1532523	Bracket	1
16	1460477	Nut	4
17	1533863	Exhaust Pipe	1
18	63117	Clamp	1
19	4051418	Tail Pipe	1
20	1510117	Capscrew	3
21	320159	Washer	3
22	2021394	Cover	1
23	a 1589312	Exhaust Pipe	1
24	a 1533639	Cover	1
25	a 1347045	Fastener	3

FOOTNOTES:

- a** Used without Overhead Exhaust

EXHAUST SYSTEM (FIGURE 3-2) WITHOUT CATALYTIC CONVERTER — KUBOTA 2.5L



BP110123

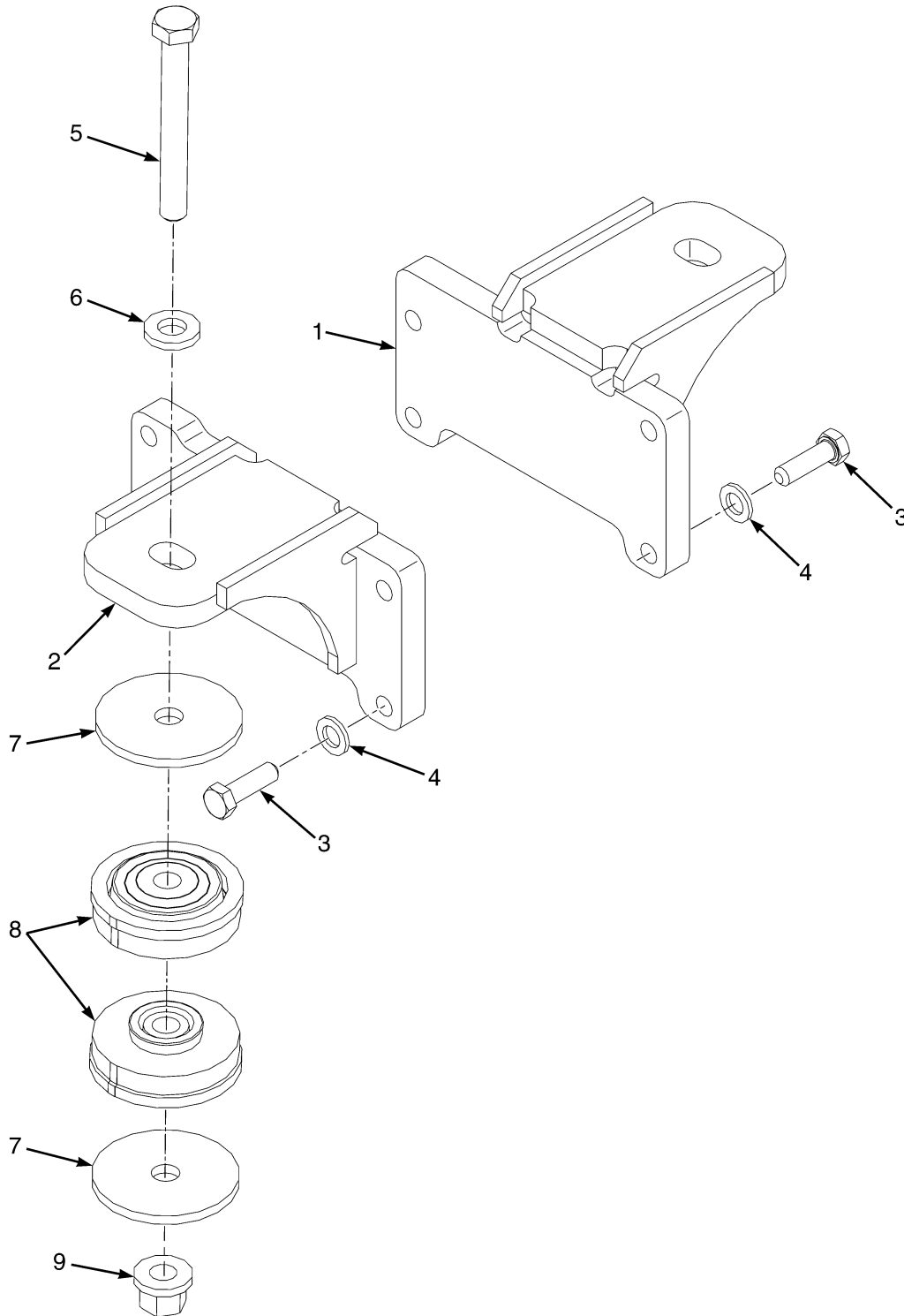
EXHAUST SYSTEM
WITHOUT CATALYTIC CONVERTER – KUBOTA 2.5L

ITEM	PART NO.	DESCRIPTION	QTY
1	2089895	Muffler (Crimped)	1
2	2092338	Muffler	1
3	1636410	Exhaust Pipe	1
4	1469405	Nut	2
5	292683	Lockwasher	2
6	4098977	Gasket	2
7	4098976	Gasket	1
8	1469379	Gasket	1
9	1547712	Gasket	2
10	1709996	Isolator	4
11	1510115	Capscrew	2
12	1582222	Locknut	6
13	4057302	Exhaust Pipe	1
14	4064158	Gasket	1
15	1532523	Bracket	1
16	1460477	Nut	4
17	1533863	Exhaust Pipe	1
18	63117	Clamp	1
19	4051418	Tail Pipe	1
20	1510117	Capscrew	3
21	320159	Washer	3
22	2021394	Cover	1
23	a 1589312	Exhaust Pipe	1
24	a 1533639	Cover	1
25	a 1347045	Fastener	3

FOOTNOTES:

- a** Used without Overhead Exhaust

ENGINE MOUNT (FIGURE 3-3) KUBOTA 2.5L LPG

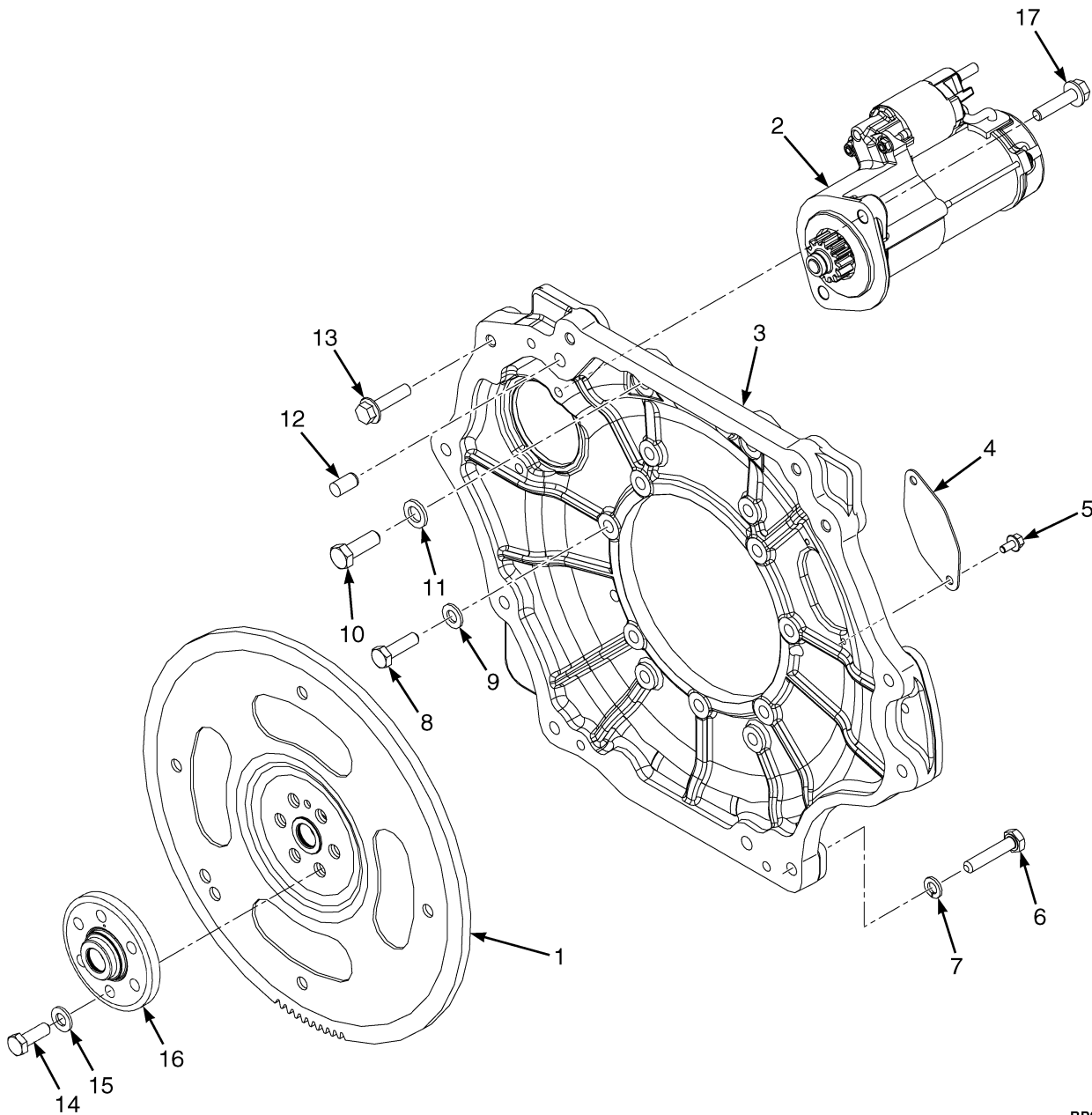


BP090653

**ENGINE MOUNT
KUBOTA 2.5L LPG**

ITEM	PART NO.	DESCRIPTION	QTY
1	4065020	Motor Mount (RH)	1
2	4065021	Motor Mount (LH)	1
3	300794	Capscrew	8
4	296422	Washer	8
5	293698	Capscrew	2
6	1504075	Washer	2
7	1557737	Washer	4
8	2069951	Isolator	4
9	1565453	Nut (Flange)	2

FLYWHEEL HOUSING AND STARTER (FIGURE 3-4) KUBOTA 2.5L LPG

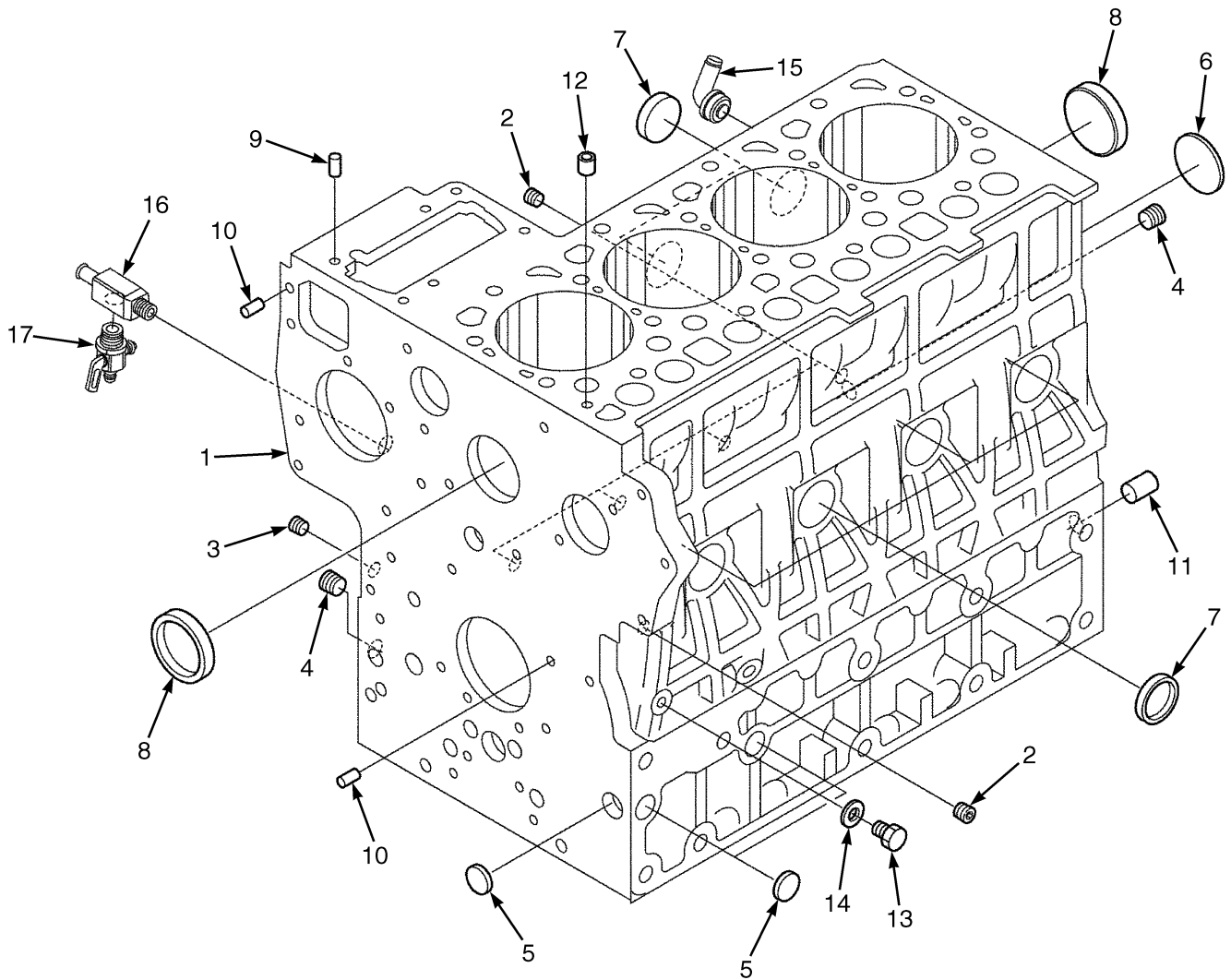


BP090688

**FLYWHEEL HOUSING AND STARTER
KUBOTA 2.5L LPG**

ITEM	PART NO.	DESCRIPTION	QTY
1	4056821	Flywheel	1
2	4060226	Starter	1
3	4056820	Flywheel Housing	1
4	1625999	Dust Cover	1
5	1534417	Capscrew	2
6	292517	Capscrew	6
7	292682	Lockwasher	6
8	1329258	Capscrew	11
9	296420	Washer	11
10	399898	Capscrew	2
11	296422	Washer	2
12	303150	Dowel	2
13	1512403	Capscrew	4
14	4630631	Capscrew	6
15	296422	Washer	6
16	4056823	Adapter	1
17	1527884	Capscrew	2

CYLINDER BLOCK ASSEMBLY (FIGURE 3-5) KUBOTA 2.5L

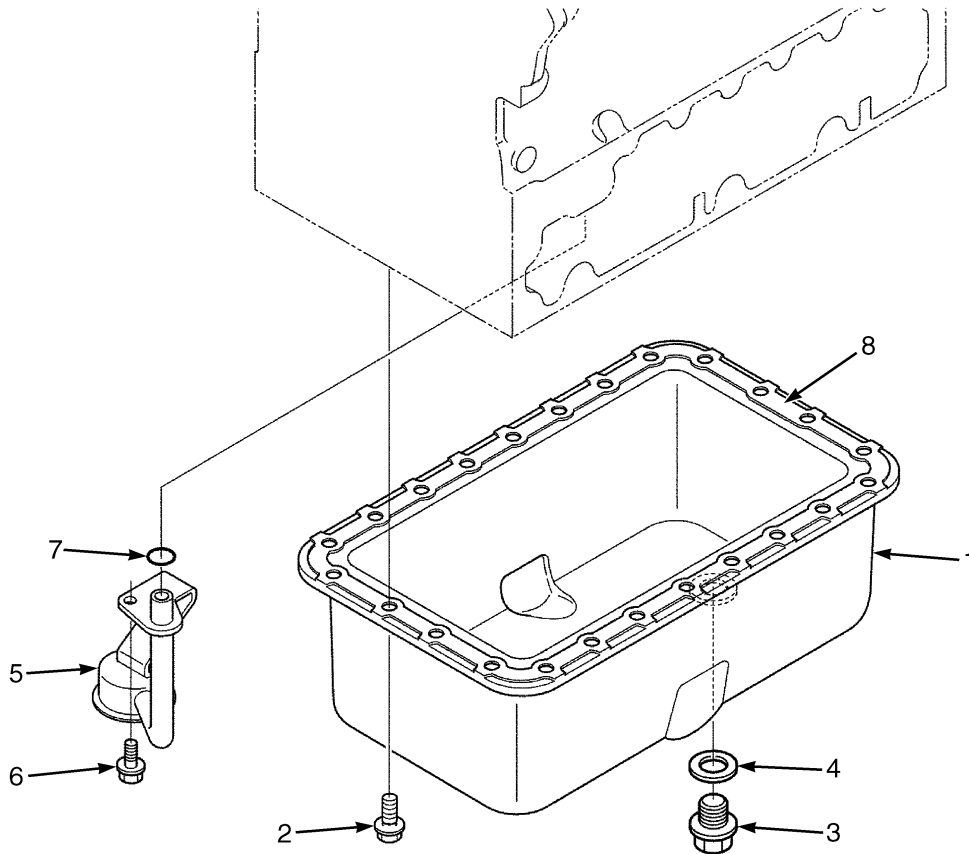


BP090657

**CYLINDER BLOCK ASSEMBLY
KUBOTA 2.5L**

ITEM	PART NO.	DESCRIPTION	QTY
	4628651	Engine Assy	1
1	4096797	Engine Block	1
2	4041906	Plug	6
3	4096798	Plug	1
4	4096799	Plug	2
5	4096801	Plug	3
6	4096802	Plug	1
7	4041910	Cap (Sealing)	5
8	4041911	Cap (Sealing)	2
9	4042343	Pin	1
10	4096806	Pin	2
11	4096807	Pin	1
12	4041920	Pin	1
13	4096809	Plug	1
14	Gasket	1
15	4041925	Pipe Joint	1
16	4096810	Drain Valve	1
17	4096811	Fitting	1

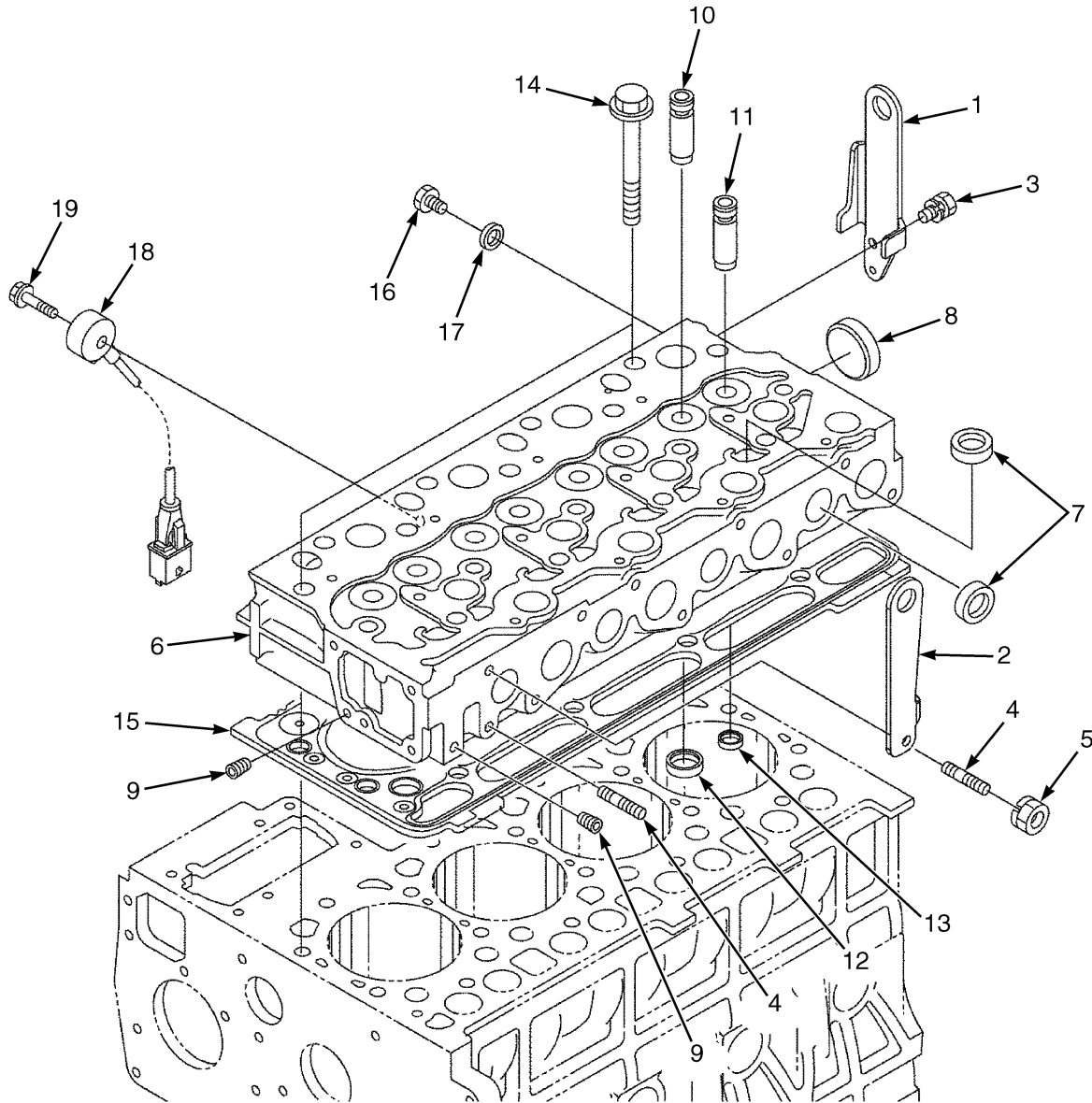
OIL PAN ASSEMBLY (FIGURE 3-6) KUBOTA 2.5L



BP090658

ITEM	PART NO.	DESCRIPTION	QTY
	4628651	Engine Assy	1
1	4096803	Oil Pan	1
2	4096804	Bolt	24
3	4041938	Drain Plug	1
4	4051083	Gasket	1
5	4096805	Strainer	1
6	4042035	Bolt	1
7	4050915	O-Ring	1

CYLINDER HEAD ASSEMBLY (FIGURE 3-7) KUBOTA 2.5L

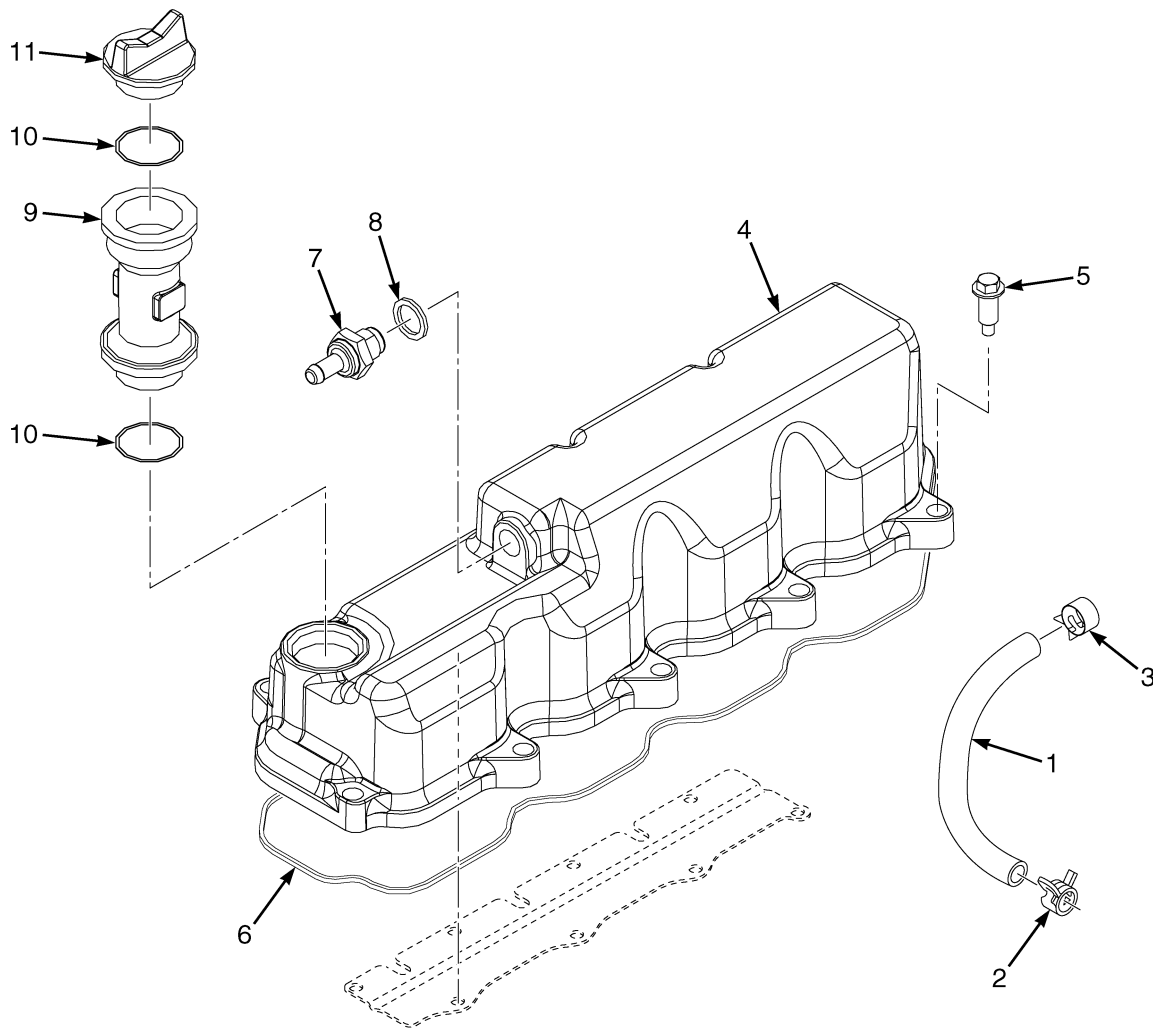


BP090659

**CYLINDER HEAD ASSEMBLY
KUBOTA 2.5L**

ITEM	PART NO.	DESCRIPTION	QTY
	4628651	Engine Assy	1
1	4096808	Lifting Eye	1
2	4096812	Lifting Eye	1
3	4096813	Bolt	1
4	4042342	Stud	2
5	4096814	Nut	1
6	4096815	Cylinder Head	1
7	4041950	Cap	12
8	4041951	Cap	1
9	4096816	Plug	2
10	4096817	Guide	4
11	4096818	Guide	4
12	4096819	Valve Seat	4
13	4096820	Valve Seat	4
14	4096823	Plug	1
15	4096822	Cylinder Head Gasket	1
16	4096821	Bolt	10
17	4096824	Washer	1
18	4096825	Sensor	1
19	4096826	Bolt	1

CYLINDER HEAD COVER ASSEMBLY (FIGURE 3-8) KUBOTA 2.5L

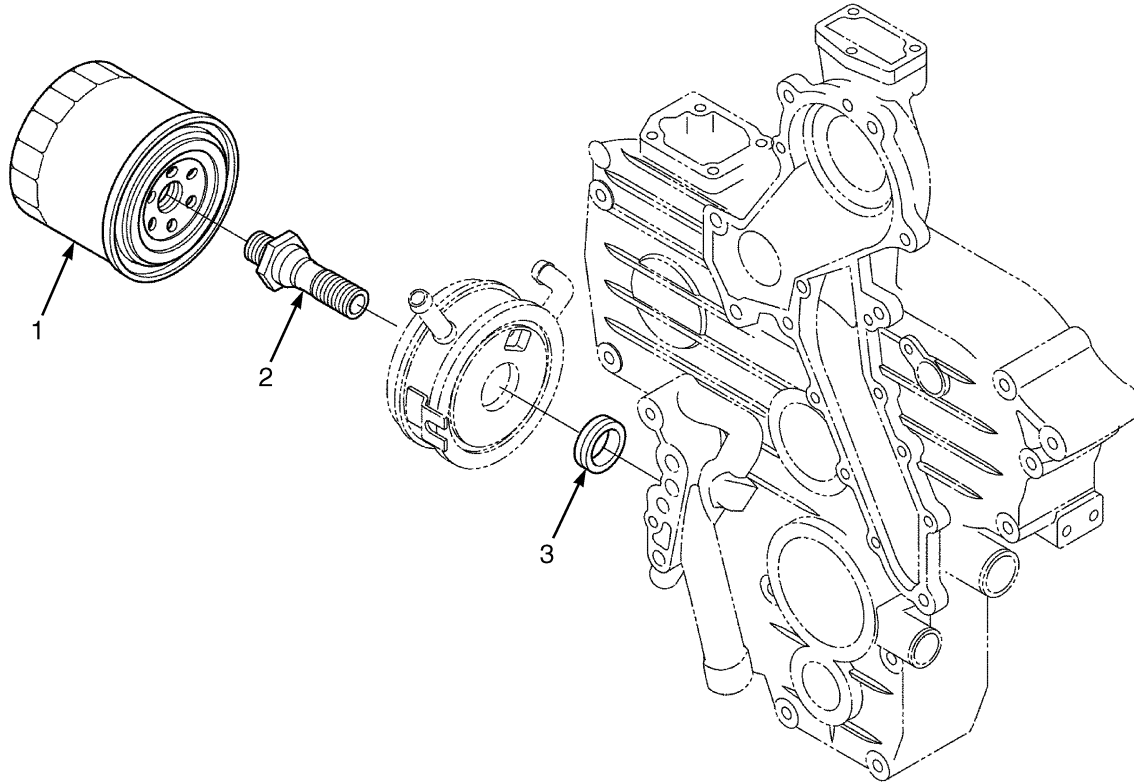


BP090660

**CYLINDER HEAD COVER ASSEMBLY
KUBOTA 2.5L**

ITEM	PART NO.	DESCRIPTION	QTY
	4628651	Engine Assy	1
1	4096842	Tube	1
2	4096843	Hose Clamp	1
3	4096844	Hose Clamp	1
4	4096845	Engine Cover	1
5	4096872	Bolt	10
6	4096871	Gasket	1
7	4096870	Pcv Valve	1
8	4042050	Packing (O-Ring)	1
9	4096873	Flange	1
10	4042131	O-Ring	2
11	4042130	Plug	1

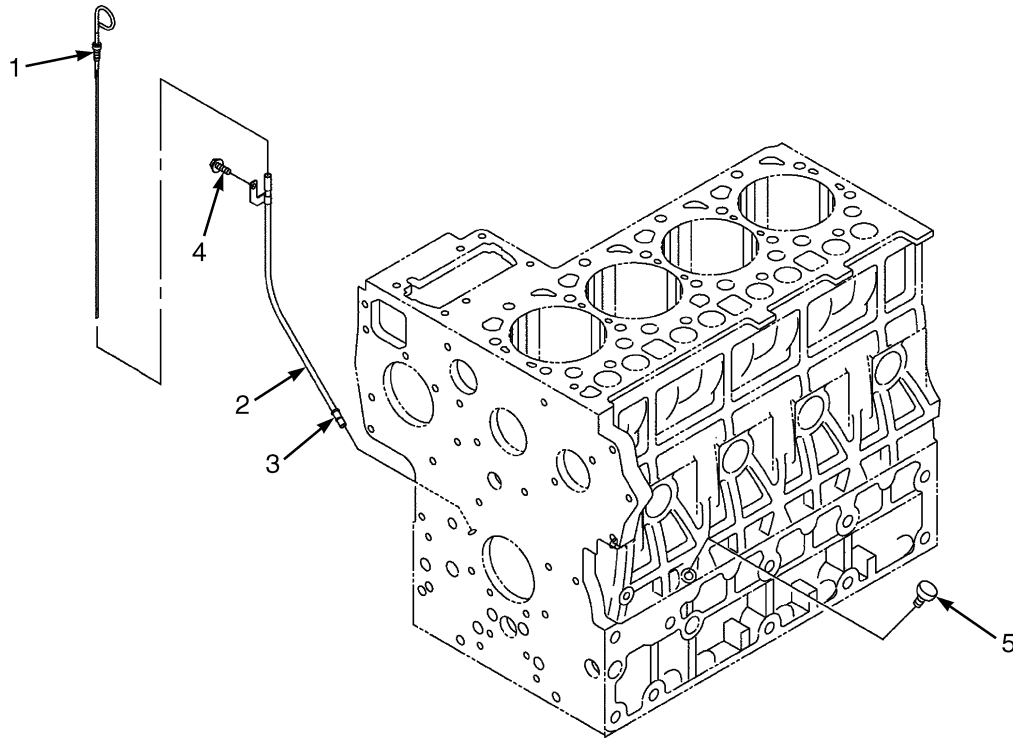
OIL FILTER ASSEMBLY (FIGURE 3-9) KUBOTA 2.5L



BP090661

ITEM	PART NO.	DESCRIPTION	QTY
	4628651	Engine Assy	1
1	4096874	Oil Filter	1
2	4096875	Connector	1
3	4096876	Collar	1

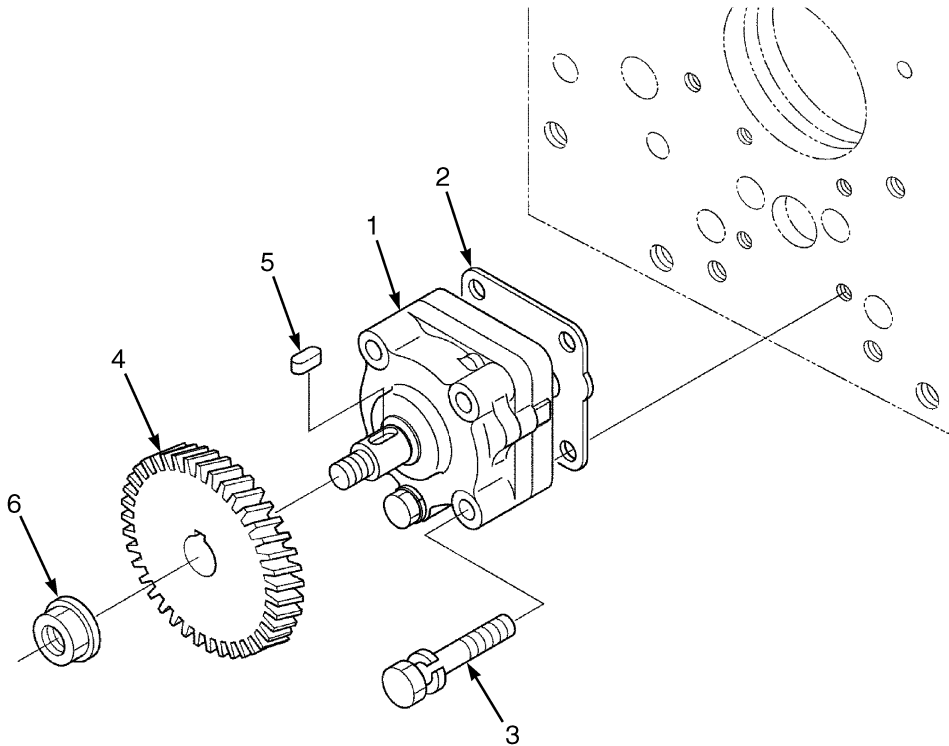
**DIPSTICK TUBE ASSEMBLY (FIGURE 3-10)
KUBOTA 2.5L**



BP090662

ITEM	PART NO.	DESCRIPTION	QTY
	4628651	Engine Assy	1
1	4096877	Dipstick	1
2	4096878	Dipstick Tube	1
3	4042233	O-Ring	1
4	4042059	Bolt	1
5	4042234	Plug	1

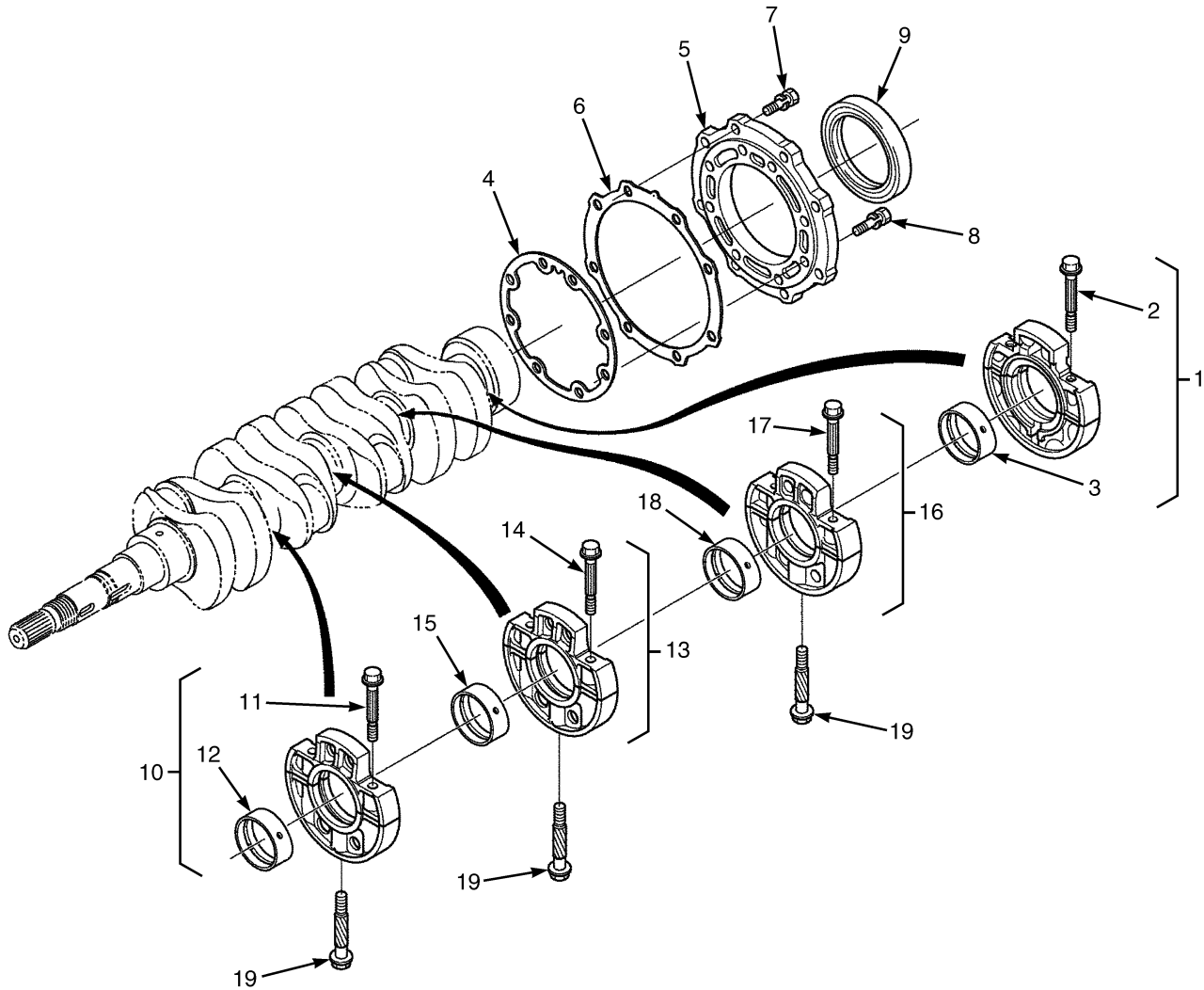
OIL PUMP ASSEMBLY (FIGURE 3-11) KUBOTA 2.5L



BP090663

ITEM	PART NO.	DESCRIPTION	QTY
	4628651	Engine Assy	1
1	4096879	Oil Pump	1
2	4096880	Gasket	1
3	4096881	Bolt	4
4	4096882	Gear	1
5	4096883	Key	1
6	4096884	Nut	1

CRANKSHAFT BEARING ASSEMBLY (FIGURE 3-12) KUBOTA 2.5L



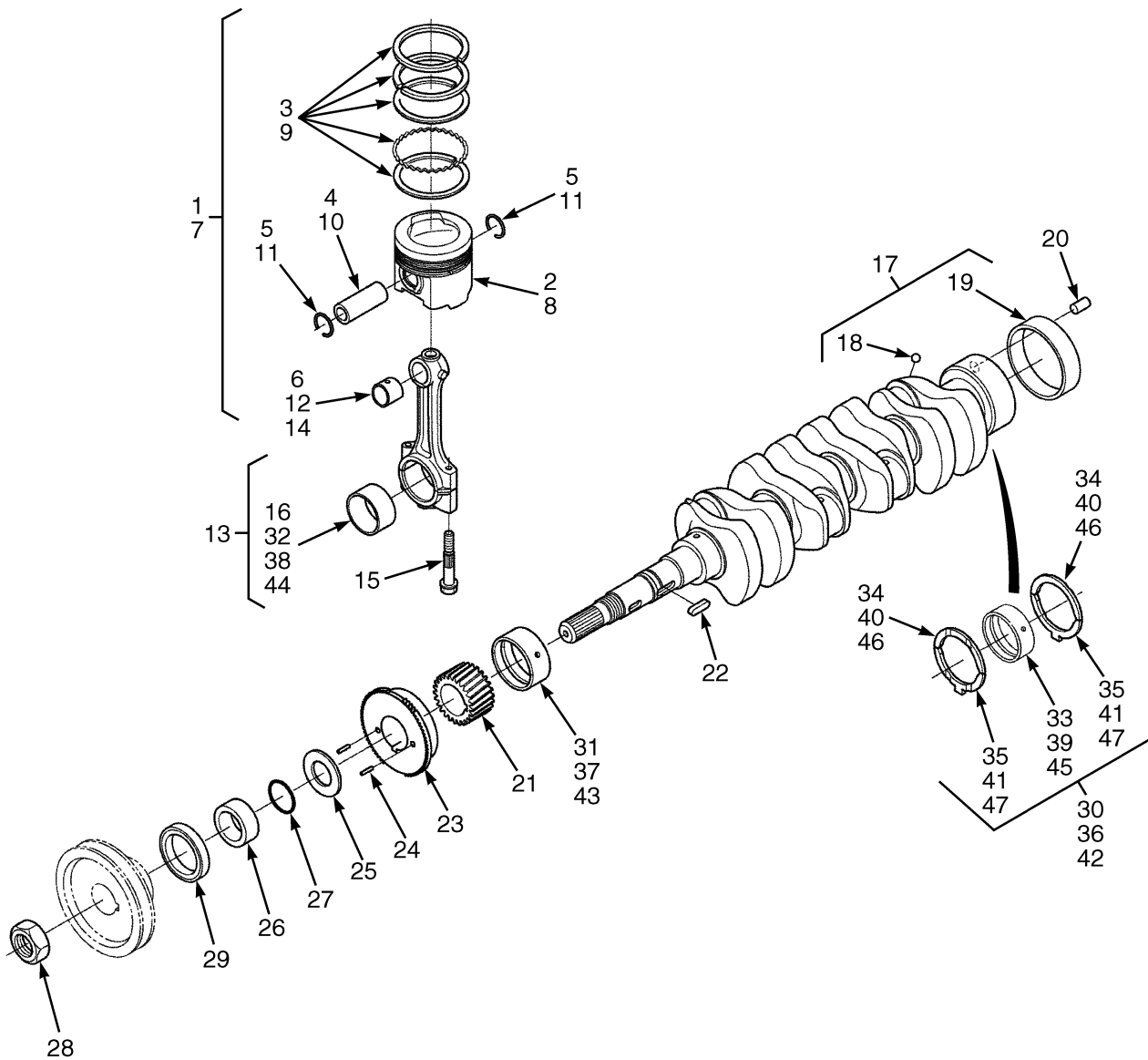
BP090664

**CRANKSHAFT BEARING ASSEMBLY
KUBOTA 2.5L**

ITEM	PART NO.	DESCRIPTION	QTY
	4628651	Engine Assy	1
1	4096885	Case (#4 Bearing Case Assembly)	1
2	4096886	Bolt	2
3	4096887	Crankshaft Bearing	2
4	4096888	Gasket	1
5	4096889	Cover	1
6	4096890	Gasket	1
7	4096891	Bolt	8
8	4096892	Bolt	8
9	4096893	Oil Seal	1
10	4096894	Case (#1 Bearing Case Assembly)	1
11	4096886	Bolt	2
12	4096887	Crankshaft Bearing	2
13	4096895	Case (#2 Bearing Case Assembly)	1
14	4096886	Bolt	2
15	4096887	Crankshaft Bearing	2
16	4096896	Case (#3 Bearing Case Assembly)	1
17	4096886	Bolt	2
18	4096887	Crankshaft Bearing	2
19	4096897	Bolt	3
	a 4096898	Crankshaft Bearing (.20mm)	8
	a 4096899	Crankshaft Bearing (.40mm)	8

FOOTNOTES:**a** Not Illustrated

CRANKSHAFT AND PISTON ASSEMBLY (FIGURE 3-13) KUBOTA 2.5L

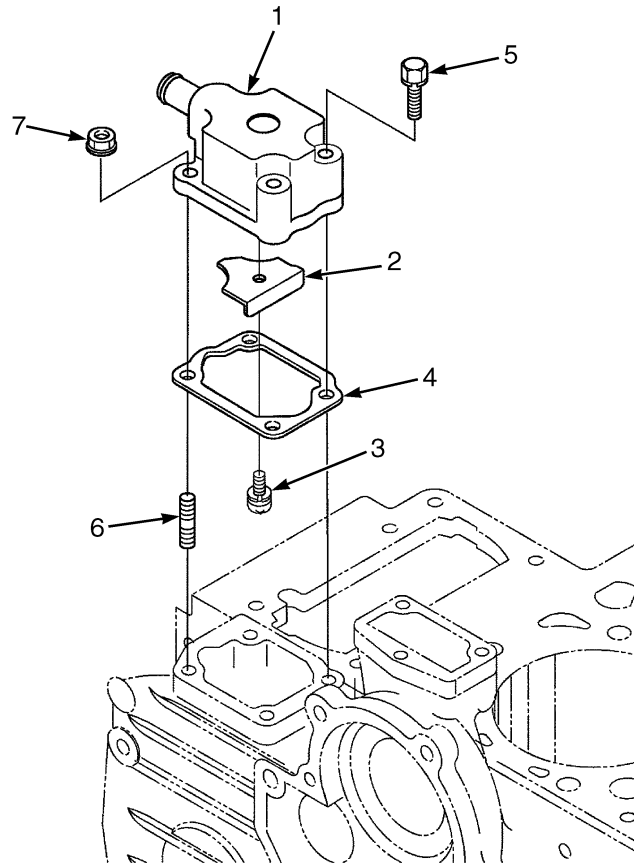


BP090665

**CRANKSHAFT AND PISTON ASSEMBLY
KUBOTA 2.5L**

ITEM	PART NO.	DESCRIPTION	QTY
	4628651	Engine Assy	1
1	4097200	Kit-Piston (Standard)	4
2	4096909	Piston	1
3	4096911	Kit-Piston Ring	1
4	4096913	Pin	1
5	4096914	Retaining Ring	2
6	4096916	Bushing	1
7	4097201	Kit-Piston (+.25mm)	4
8	4096910	Piston	1
9	4096912	Kit-Piston Ring	1
10	4096913	Pin	1
11	4096914	Retaining Ring	2
12	4096916	Bushing	1
13	4096915	Kit-Piston Rod	4
14	4096916	Bushing	1
15	4097172	Bolt	2
16	4097173	Piston Rod Bearing	2
17	4097176	Crankshaft	1
18	61141	Ball	4
19	4097178	Bushing	1
20	4097177	Pin	1
21	4097179	Gear	1
22	4097180	Key	1
23	4097181	Gear	1
24	4097182	Pin	2
25	4097183	Slinger	1
26	4097184	Collar	1
27	4097185	O-Ring	1
28	4097186	Nut	1
29	4097196	Oil Seal	1
30	4097197	Kit-Crankshaft Bearing (Standard)	1
31	4097187	Crankshaft Bearing	1
32	4097173	Piston Rod Bearing	8
33	4096887	Crankshaft Bearing	8
34	4097190	Thrust Washer	2
35	4097193	Thrust Washer	2
36	4097198	Kit-Crankshaft Bearing (-.20mm / +.20mm)	1
37	4097188	Crankshaft Bearing	1
38	4097174	Piston Rod Bearing	8
39	4096898	Crankshaft Bearing	8
40	4097191	Thrust Washer	2
41	4097194	Thrust Washer	2
42	4097199	Kit-Crankshaft Bearing	1
43	4097189	Crankshaft Bearing	1
44	4097175	Piston Rod Bearing	8
45	4096899	Crankshaft Bearing	8
46	4097192	Thrust Washer	2
47	4097195	Thrust Washer	2

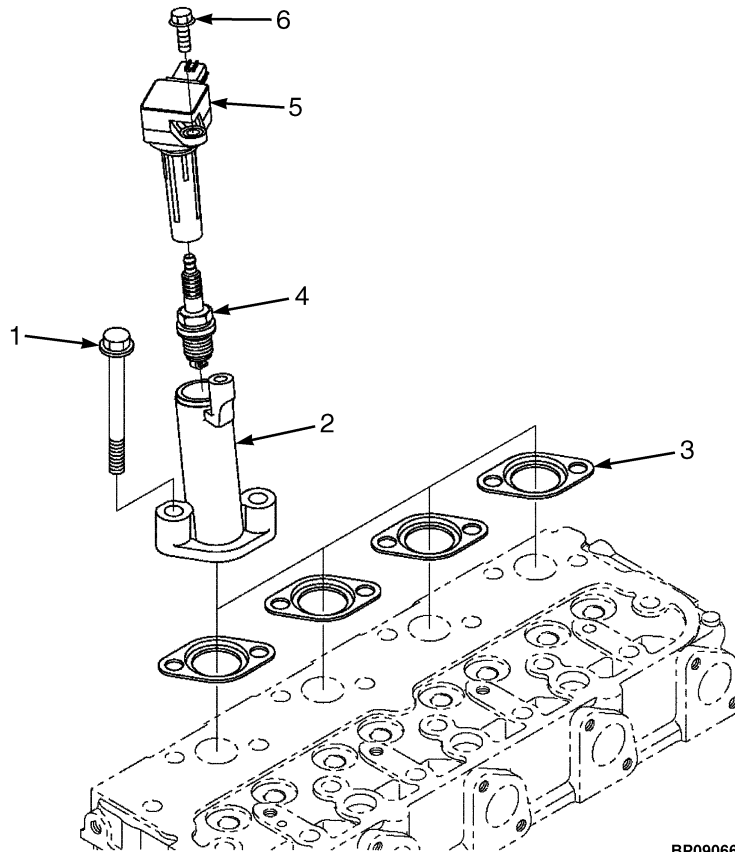
FLANGE BREATHER ASSEMBLY (FIGURE 3-14) KUBOTA 2.5L



BP090666

ITEM	PART NO.	DESCRIPTION	QTY
	4628651	Engine Assy	1
1	4097202	Flange	1
2	4097203	Plate	1
3	4097204	Screw	1
4	4097205	Gasket	1
5	4097206	Bolt	2
6	4097207	Stud	2
7	4050851	Nut (Flange)	2

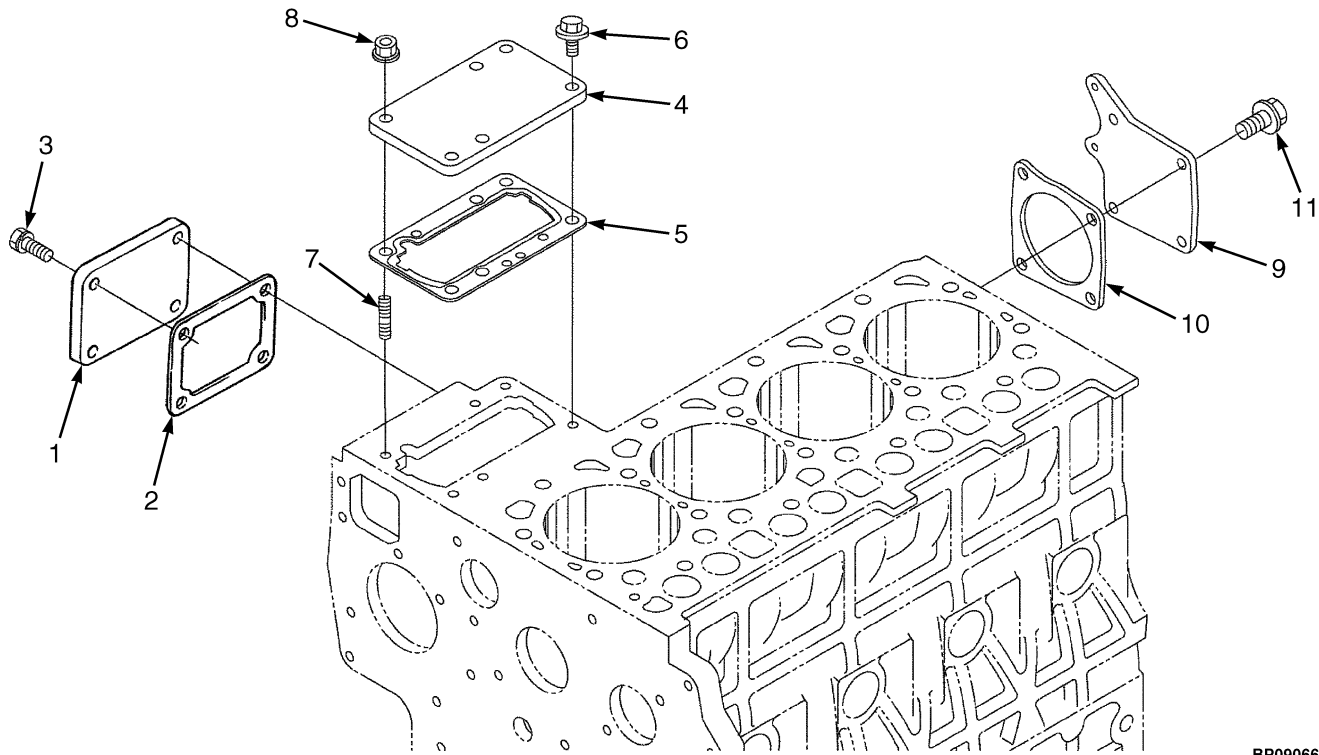
**IGNITION COIL ASSEMBLY (FIGURE 3-15)
KUBOTA 2.5L**



BP090667

ITEM	PART NO.	DESCRIPTION	QTY
	4628651	Engine Assy	1
1	4097208	Bolt	8
2	4097209	Flange	4
3	4097210	Gasket	4
4	4097211	Spark Plug	4
5	4097212	Ignition Coil	4
6	4041991	Bolt	4

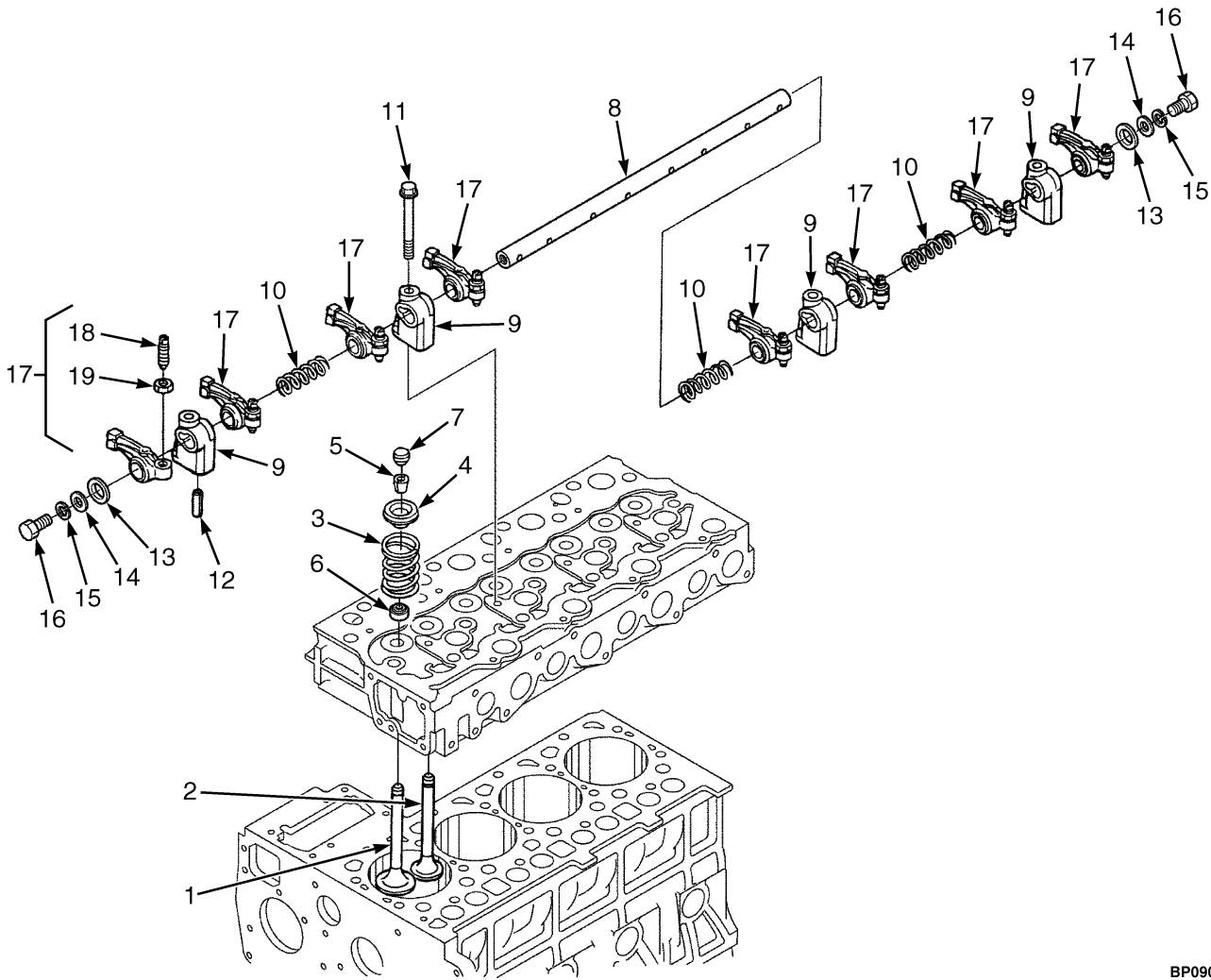
COVER ASSEMBLY (FIGURE 3-16) KUBOTA 2.5L



BP090668

ITEM	PART NO.	DESCRIPTION	QTY
	4628651	Engine Assy	1
1	4097213	Cover	1
2	4097214	Gasket	1
3	4097215	Bolt	4
4	4097216	Cover	1
5	4097217	Shim	1
6	4096813	Bolt	5
7	4042342	Stud	1
8	4041946	Nut	1
9	4097218	Cover	1
10	4097219	Gasket	1
11	4041992	Bolt	4

VALVE AND ROCKER ARM ASSEMBLY (FIGURE 3-17) KUBOTA 2.5L

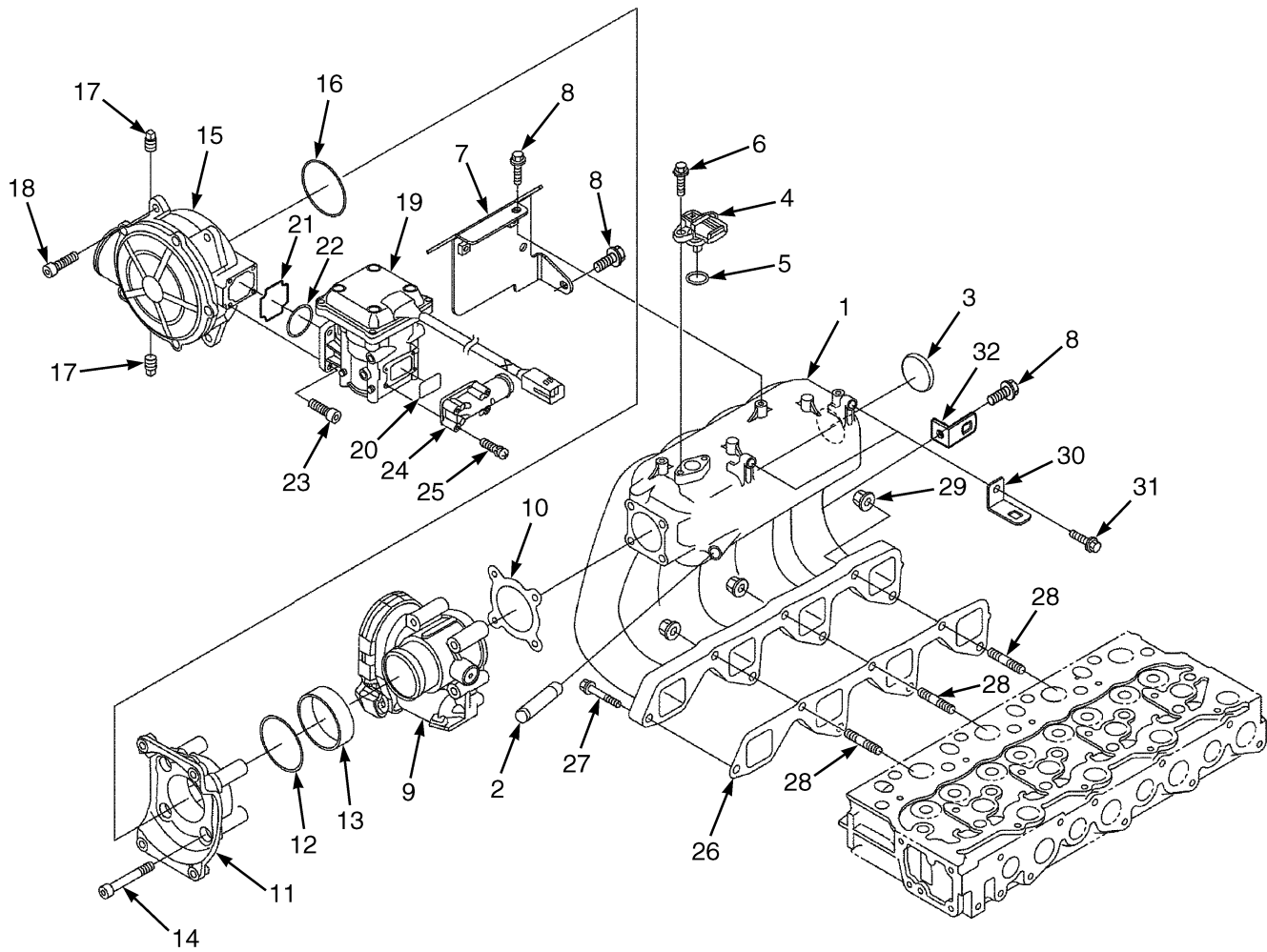


BP090669

**VALVE AND ROCKER ARM ASSEMBLY
KUBOTA 2.5L**

ITEM	PART NO.	DESCRIPTION	QTY
	4628651	Engine Assy	1
1	4097485	Inlet Valve	4
2	4097486	Exhaust Valve	4
3	4097487	Spring	8
4	4042122	Retainer	8
5	4097922		
	4042129	Collar	16
6	4097488	Seal (Exhaust)	4
6	4101858	Seal (Intake)	4
7	4097489	Cap	8
8	4097490	Shaft	1
9	4097491	Bracket	4
10	4097492	Spring	3
11	4042198	Bolt	4
12	4042096	Pin (Spring)	1
13	4050859	Washer	2
14	4097493	Washer	2
15	4097467	Lockwasher	2
16	4097494	Bolt	2
17	4097495	Rocker Arm	8
18	4042155	Screw	1
19	4042103	Nut	1

INTAKE MANIFOLD ASSEMBLY (FIGURE 3-18) KUBOTA 2.5L

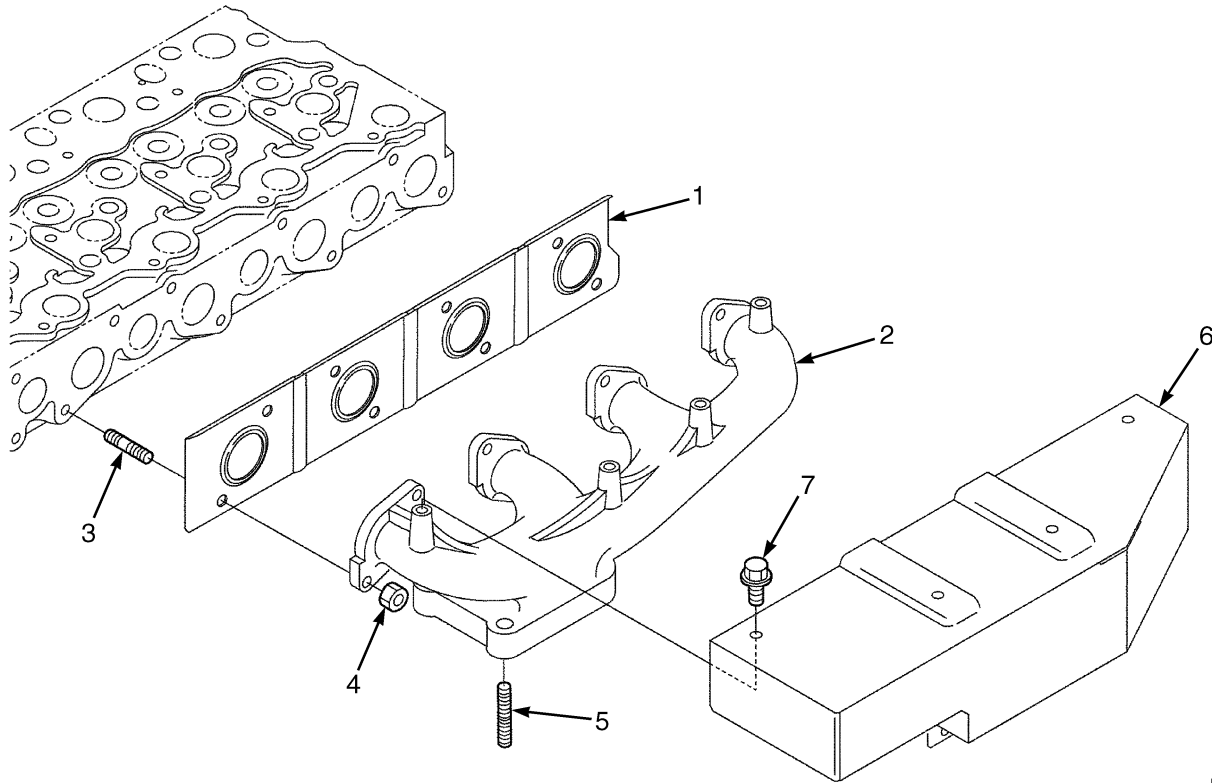


BP090671

**INTAKE MANIFOLD ASSEMBLY
KUBOTA 2.5L**

ITEM	PART NO.	DESCRIPTION	QTY
	4628651	Engine Assy	1
1	4097496	Intake Manifold	1
2	4097497	Joint	1
3	4041951	Cap	1
4	4097498	Sensor	1
5	4097499	O-Ring	1
6	4097500	Bolt	2
7	4097501	Bracket	1
8	4042059	Bolt	3
9	4097613		
	1650404	Throttle Body	1
10	4097614	Gasket	1
11	4097615	Adapter	1
12	4097616	O-Ring	1
13	4097617	Spacer	1
14	4097618	Bolt	4
15	4097619		
	4111124	Mixer-LPG	1
16	4097620	Seal	1
17	4097621	Plug	2
18	4097622	Bolt	4
19	4097623	Regulator	1
20	4097624	Seal	1
21	4097625	Seal	1
22	4097626	Seal	1
23	4097627	Bolt	4
24	4097628	Flange	1
25	4097629	Screw	4
26	4097630	Gasket	1
27	4042067	Bolt	4
28	4097631	Bolt	3
29	4041946	Nut	3
30	4097632	Bracket	2
31	4041992	Bolt	2
32	4097690	Bracket	1

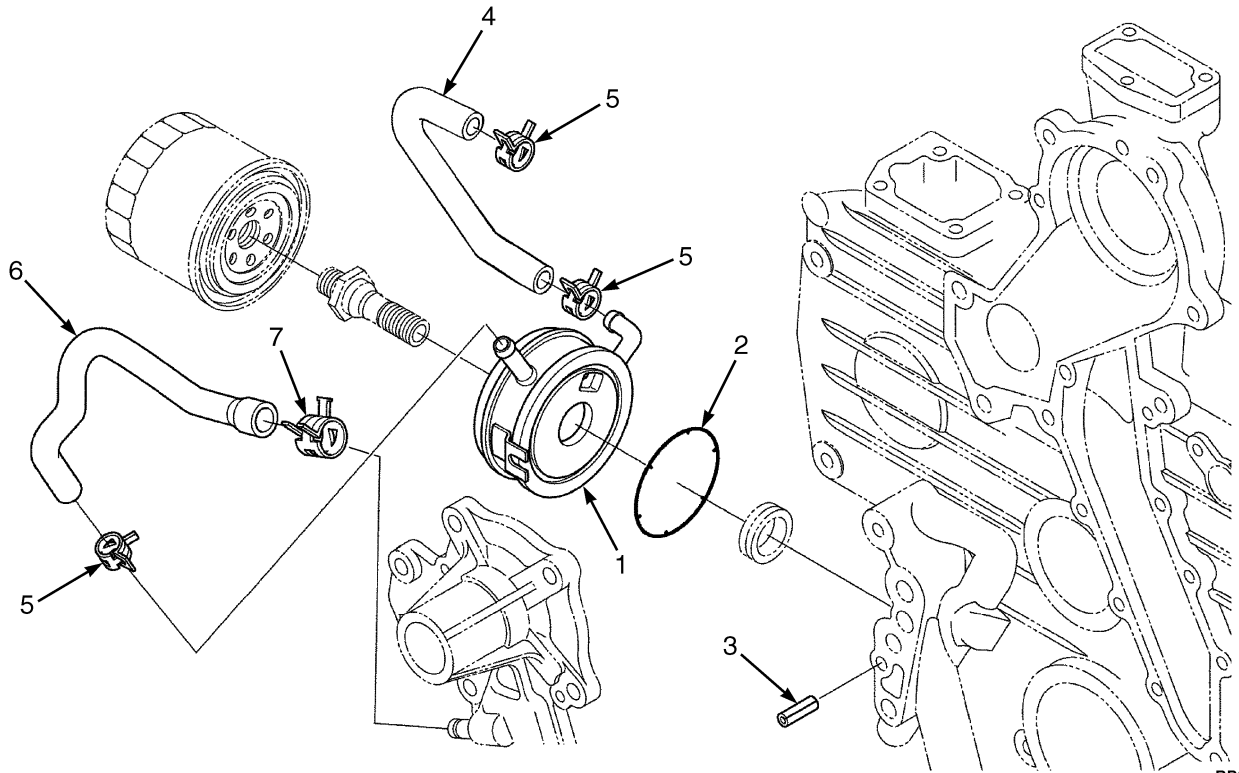
EXHAUST MANIFOLD ASSEMBLY (FIGURE 3-19) KUBOTA 2.5L



BP090672

ITEM	PART NO.	DESCRIPTION	QTY
	4628651	Engine Assy	1
1	4097695	Gasket	1
2	4097694	Exhaust Manifold	1
3	4097696	Stud	8
4	4051053	Nut	8
5	4054757	Stud	4
6	4097697	Cover	1
7	4042035	Bolt	6

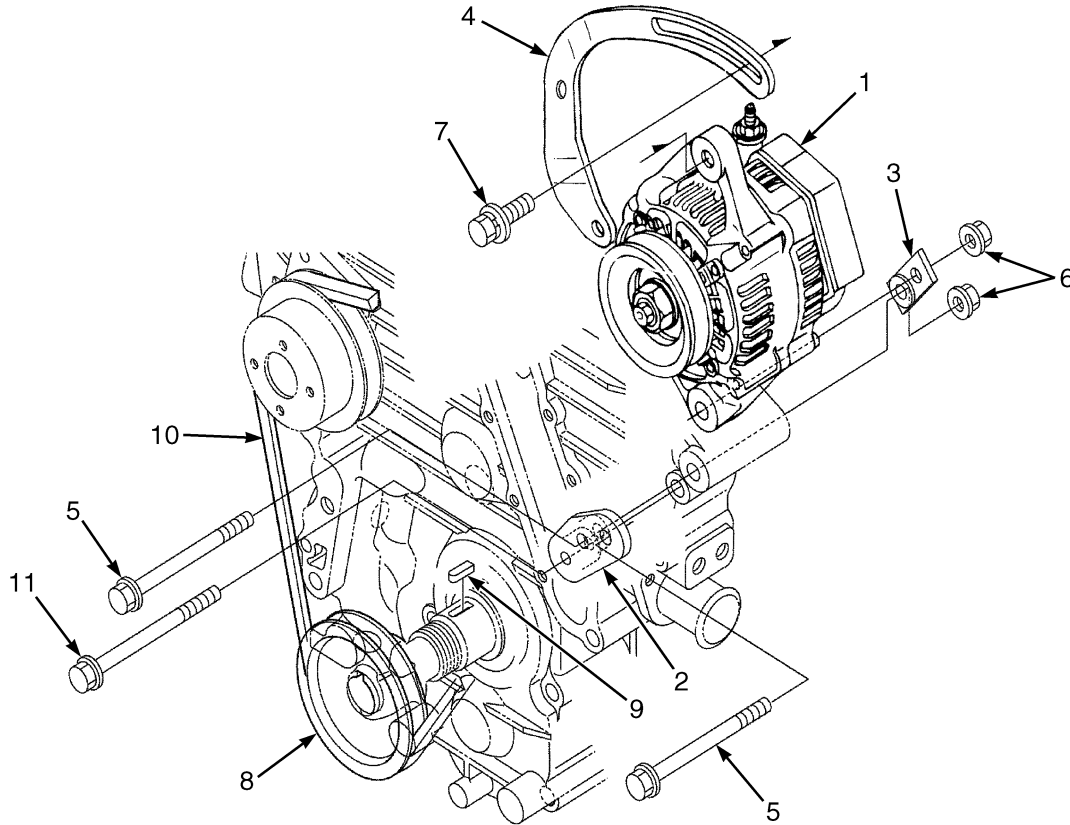
**OIL COOLER ASSEMBLY (FIGURE 3-20)
KUBOTA 2.5L — 280 MM FAN HEIGHT**



BP080685

ITEM	PART NO.	DESCRIPTION	QTY
	4628651	Engine Assy	1
1	4097698	Oil Cooler	1
2	4097699	O-Ring	1
3	4097699	O-Ring	1
4	4097701	Hose	1
5	4097702	Hose Clamp	3
6	4097923	Hose	1
7	4042015	Hose Clamp	1

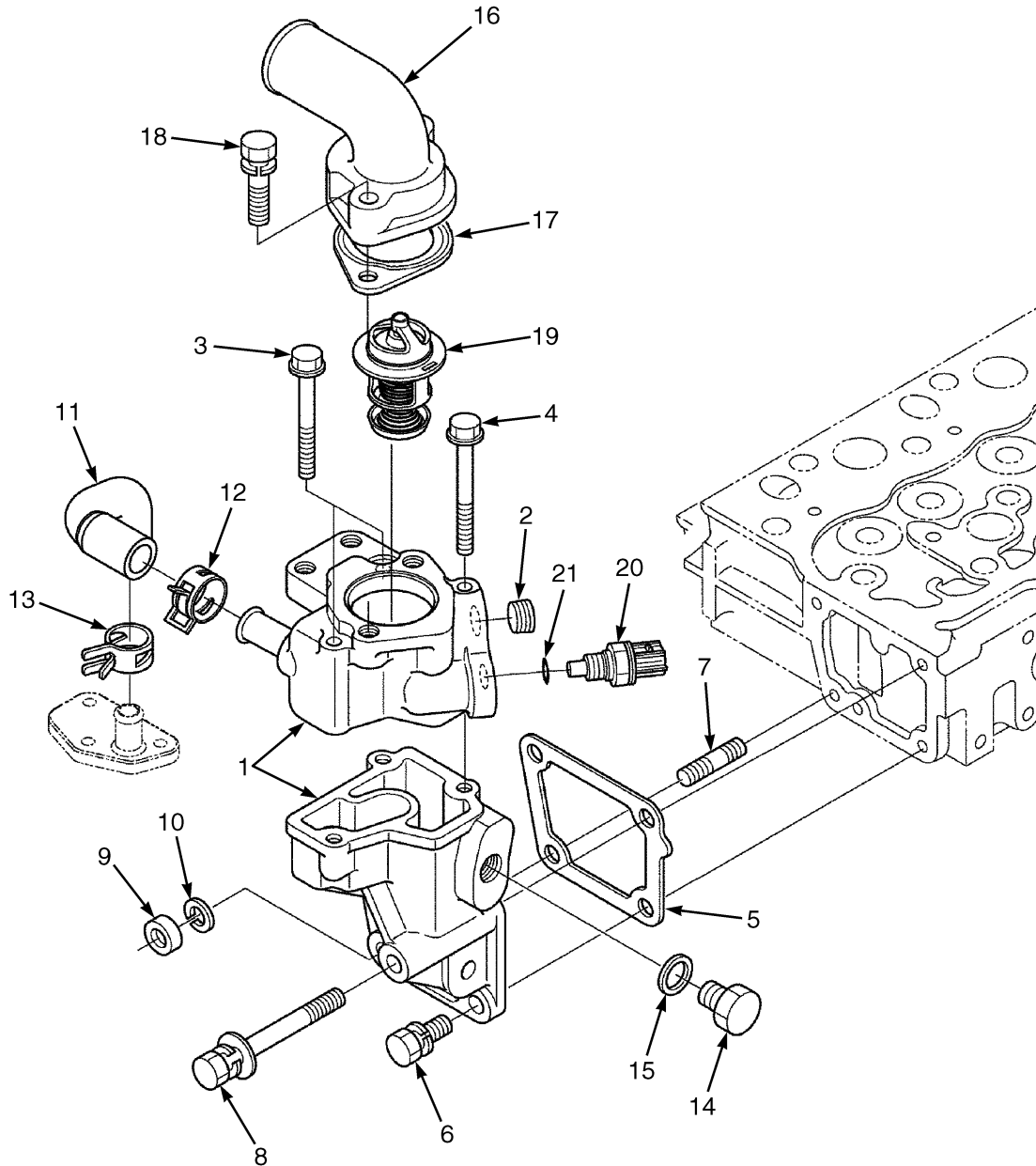
ALTERNATOR AND PULLEY ASSEMBLY (FIGURE 3-21) KUBOTA 2.5L



BP090674

ITEM	PART NO.	DESCRIPTION	QTY
	4628651	Engine Assy	1
1	4097220	Alternator	1
2	4097221	Bracket	1
3	4097452	Bracket	1
4	4097453	Bracket	1
5	4097454	Bolt	2
6	4042108	Nut	2
7	4097459	Bolt	1
8	4097455	Pulley	1
9	4097456	Key	1
10	4097916	Belt	1
11	4097458	Bolt	1

WATER FLANGE AND THERMOSTAT ASSEMBLY (FIGURE 3-22) KUBOTA 2.5L

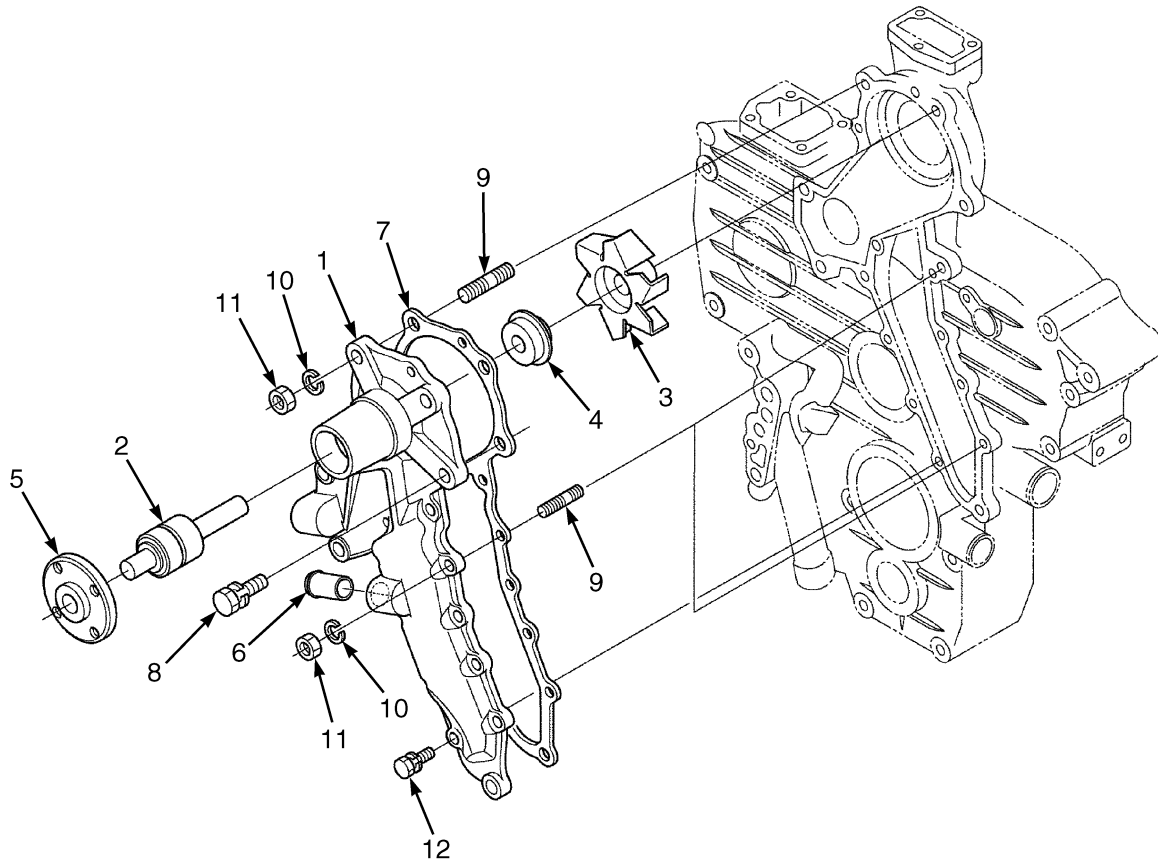


BP090675

**WATER FLANGE AND THERMOSTAT ASSEMBLY
KUBOTA 2.5L**

ITEM	PART NO.	DESCRIPTION	QTY
	4628651	Engine Assy	1
1	4097460	Flange	1
2	4042049	Plug	1
3	4097461	Bolt	2
4	4097462	Bolt	1
5	4097463	Gasket	1
6	4097464	Bolt	2
7	4041945	Stud	1
8	4097465	Bolt	1
9	4097466	Nut	1
10	4097467	Lockwasher	1
11	4097917	Hose	1
12	4097469	Hose Clamp	1
13	4097470	Hose Clamp	1
14	4051044	Drain Plug	1
15	4051045	Gasket	1
16	4097471	Thermostat Housing	1
17	4097472	Gasket	1
18	4097473	Bolt	2
19	4097474	Thermostat	1
20	4042056	Sensor (Water Temperature)	1
21	4097475	O-Ring	1

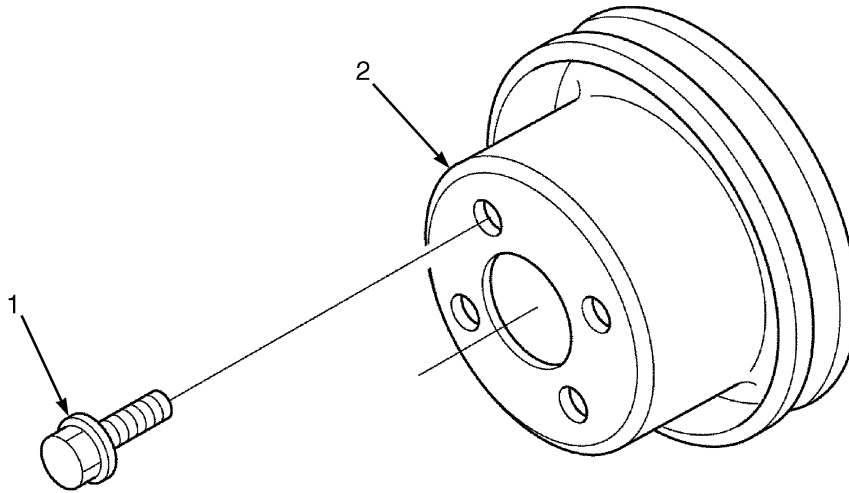
WATER PUMP ASSEMBLY (FIGURE 3-23) KUBOTA 2.5L



BP090676

ITEM	PART NO.	DESCRIPTION	QTY
	4628651	Engine Assy	1
1	4097918	Water Pump	1
2	4097477	Bearing	1
3	4097478	Impeller	1
4	4097919	Seal	1
5	4097480	Flange	1
6	4097920	Joint	1
7	4097921	Gasket	1
8	4096892	Bolt	3
9	4097483	Bolt	1
10	4097467	Lockwasher	1
11	4097466	Nut	1
12	4041991	Bolt	8

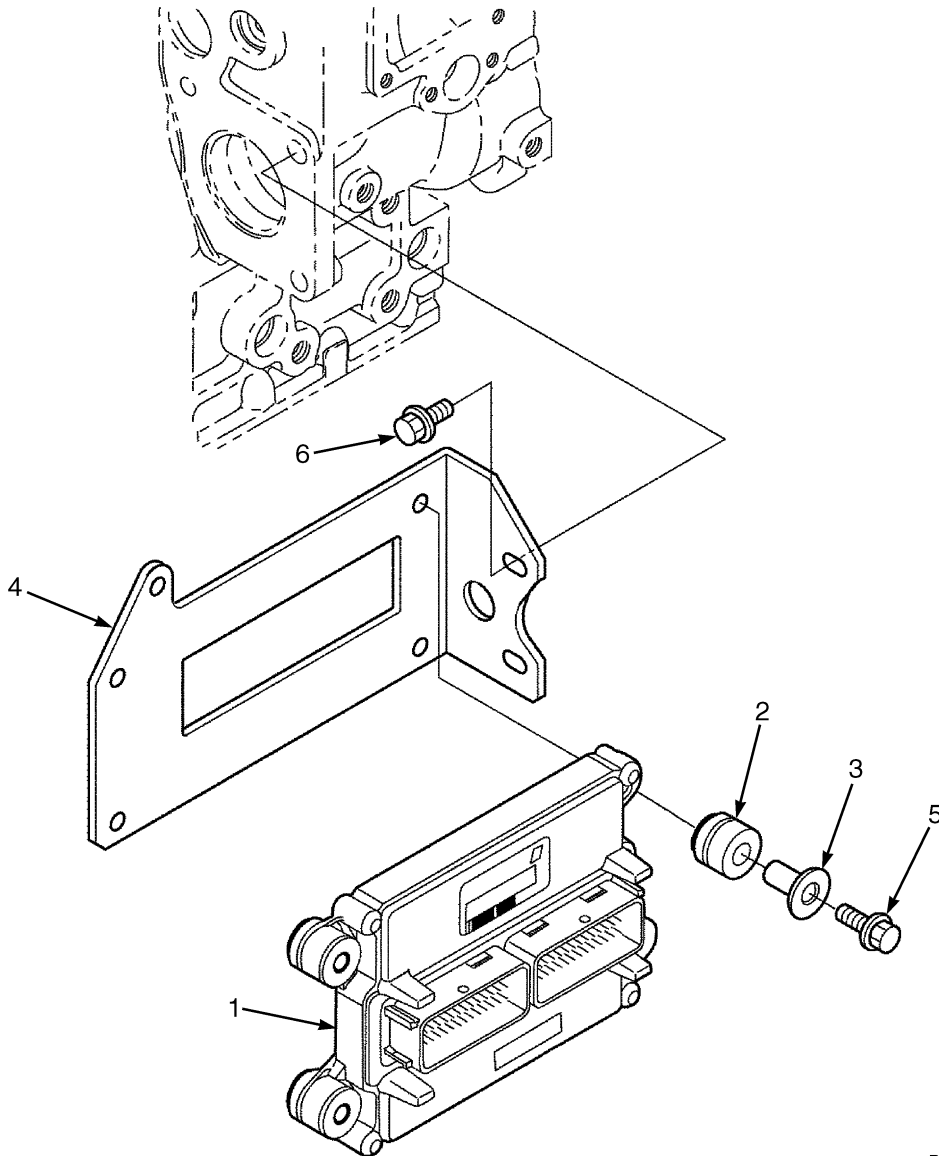
**FAN PULLEY ASSEMBLY (FIGURE 3-24)
KUBOTA 2.5L**



BP090677

ITEM	PART NO.	DESCRIPTION	QTY
1	4042059	Bolt	4
2	4097484	Fan Pulley	1

ECU ASSEMBLY (FIGURE 3-25) KUBOTA 2.5L

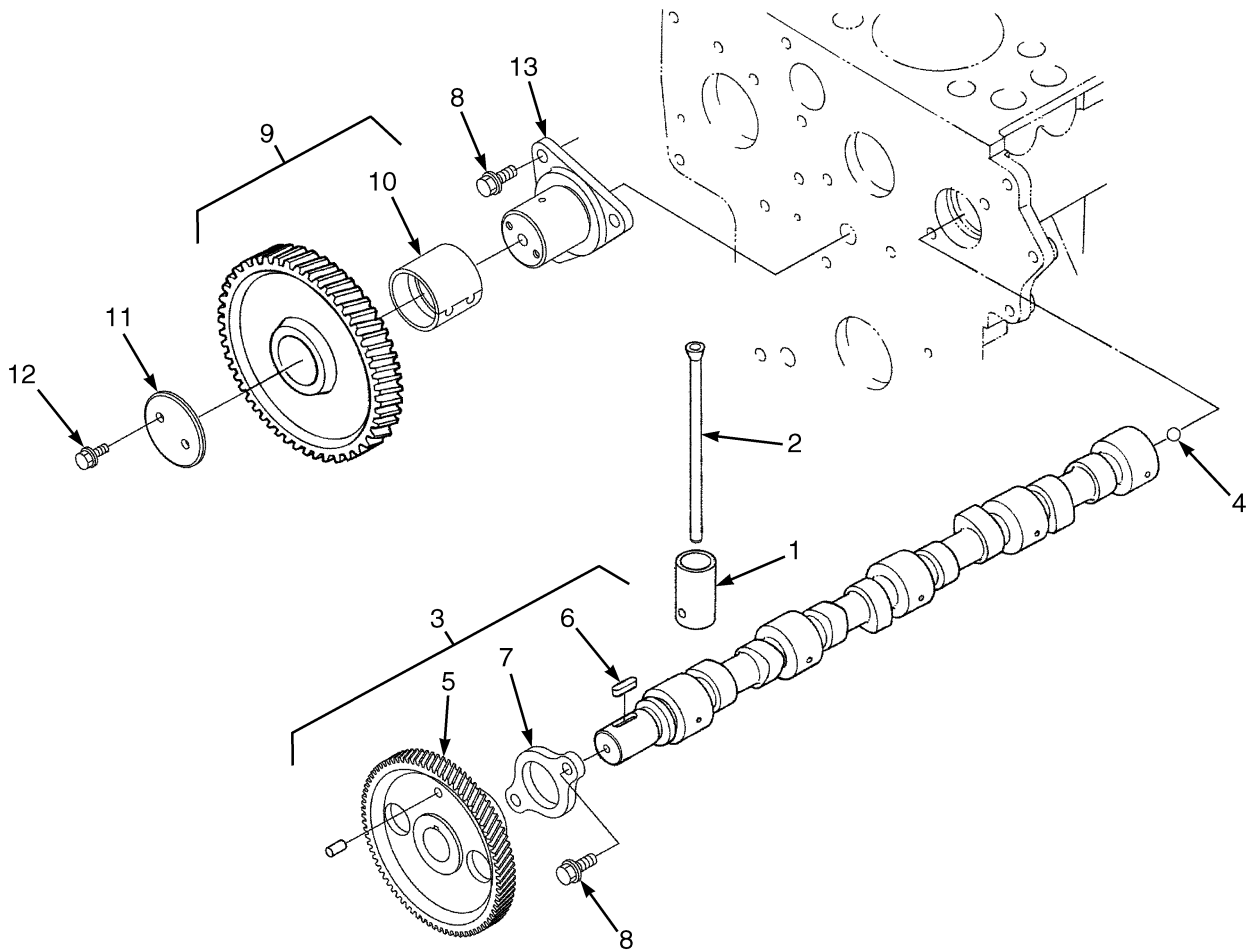


BP090678

**ECU ASSEMBLY
KUBOTA 2.5L**

ITEM	PART NO.	DESCRIPTION	QTY
	4628651	Engine Assy	1
1	4097936	Engine Control Module	1
2	4097871	Rubber Mount	4
3	4097872	Spacer	4
4	4097873	Bracket	1
5	4097874	Bolt	4
6	4054753	Bolt (Flange)	3

CAMSHAFT ASSEMBLY (FIGURE 3-26) KUBOTA 2.5L

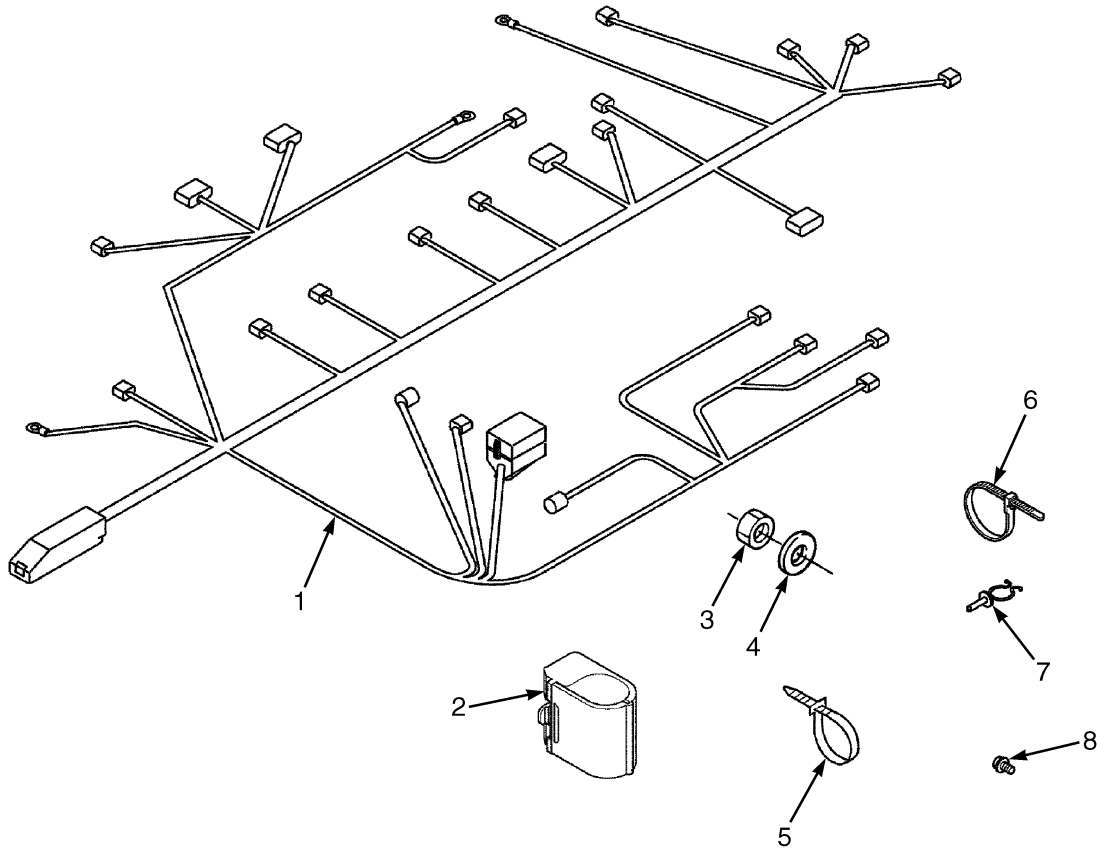


BP090679

**CAMSHAFT ASSEMBLY
KUBOTA 2.5L**

ITEM	PART NO.	DESCRIPTION	QTY
	4628651	Engine Assy	1
1	4042134	Tappet	8
2	4096900	Push Rod	8
3	4096901	Camshaft	1
4	61141	Ball	1
5	4096902	Gear	1
6	4096903	Key	1
7	4096904	Stop	1
8	4041992	Bolt	5
9	4096905	Idler Gear	1
10	4096907	Bushing	1
11	4096906	Collar	1
12	4054753	Bolt (Flange)	2
13	4096908	Shaft	1

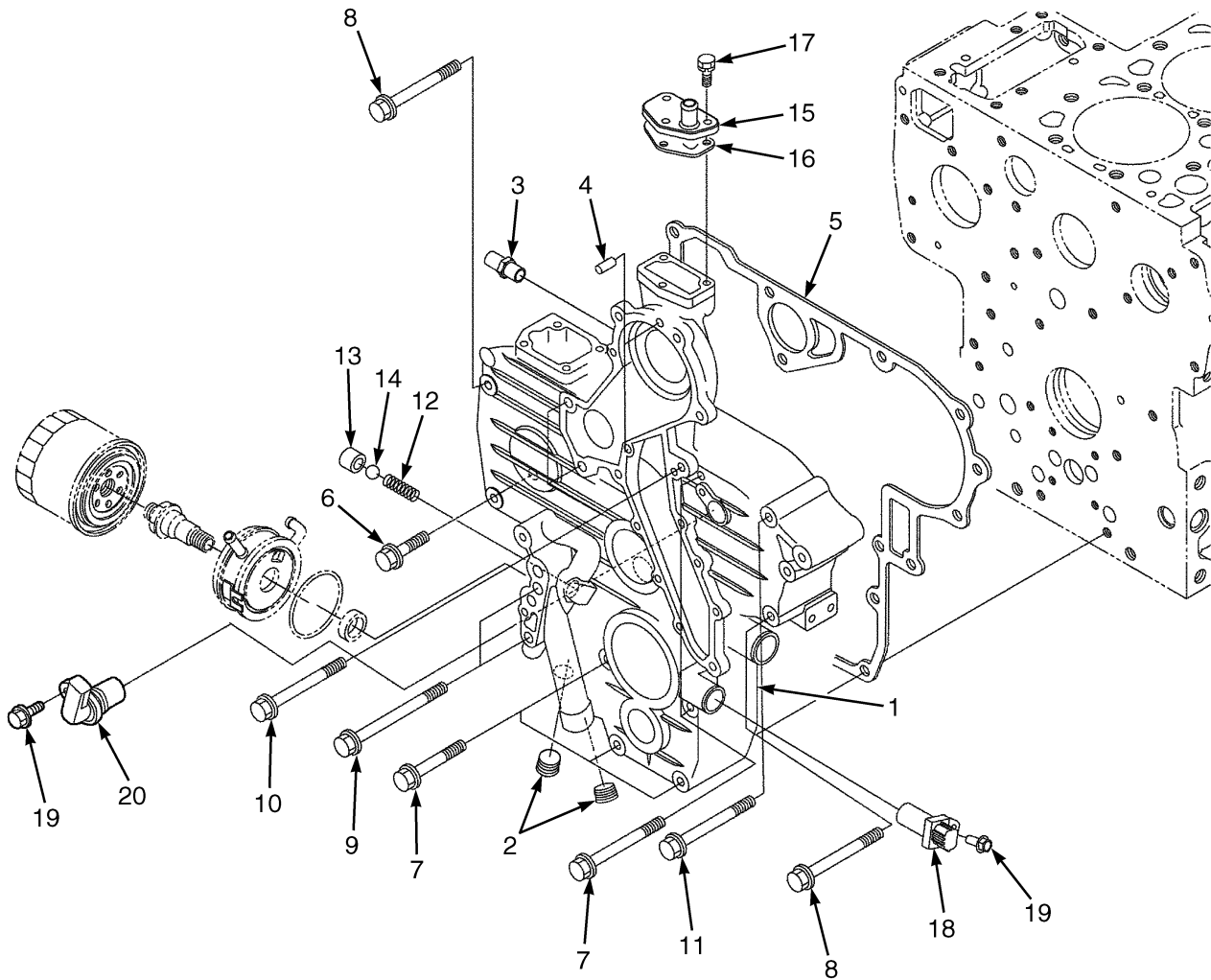
WIRE HARNESS ASSEMBLY (FIGURE 3-27) KUBOTA 2.5L



BP090680

ITEM	PART NO.	DESCRIPTION	QTY
1	4629050	Wire Harness (Engine)	1
2	4097704	Clamp	3
3	4050900	Nut	1
4	4097705	Lockwasher	1
5	4097706	Strap Clamp	4
6	4097707	Strap Clamp	1
7	4097708	Clamp	1
8	4042035	Bolt	2

GEAR CASE ASSEMBLY (FIGURE 3-28) KUBOTA 2.5L — 280 MM FAN HEIGHT

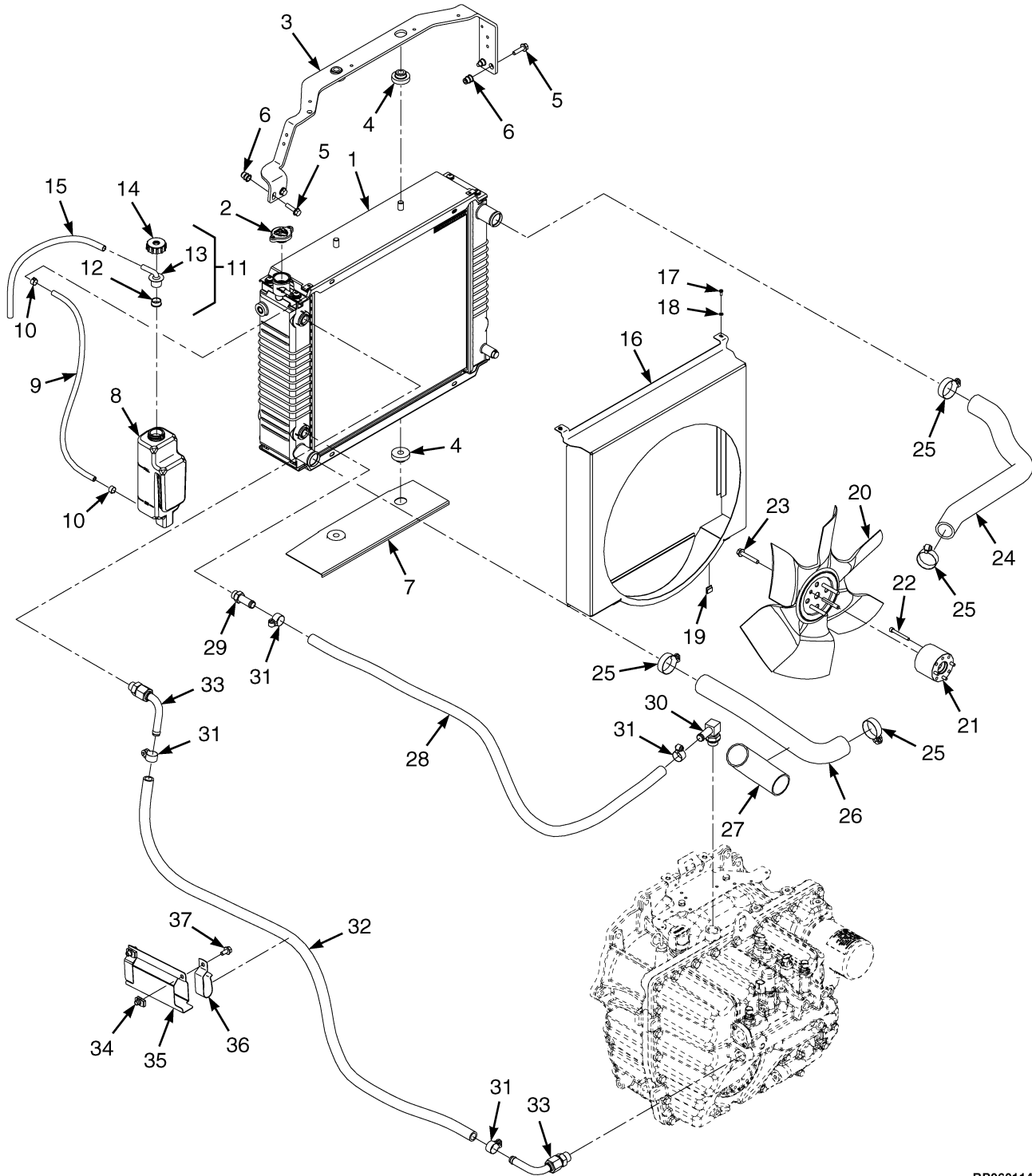


BP090683

GEAR CASE ASSEMBLY
KUBOTA 2.5L – 280 MM FAN HEIGHT

ITEM	PART NO.	DESCRIPTION	QTY
1	4097889	Case	1
2	4042321	Plug	2
3	4041928	Joint (Water)	1
4	4096806	Pin	2
5	4096828	Gasket	1
6	4041997	Bolt	1
7	4096829	Bolt	5
8	4096830	Bolt	2
9	4096831	Bolt	2
10	4042324	Bolt	3
11	4096832	Bolt	1
12	4096833	Spring	1
13	4096834	Valve Seat	1
14	4096835	Ball	1
15	4097890	Flange	1
16	4096838	Gasket	1
17	4097891	Bolt	3
18	4096840	Sensor	1
19	4041991	Bolt	2
20	4096841	Sensor	1

COOLING SYSTEM (FIGURE 3-29) KUBOTA 2.5L



BP060114

**COOLING SYSTEM
KUBOTA 2.5L**

ITEM	PART NO.	DESCRIPTION	QTY
1	4606206	Radiator Assembly	1
1	4038261	Radiator	1
1	4038264	Drain Valve	1
1	4038265	Nut , Foldover	2
1	4038266	Bolt	8
2	1352140	Radiator Cap	1
3	4085712	Bracket	1
4	1529787	Isolator	4
5	1527881	Capscrew	4
6	1530243	Insert	4
7	1565692	Exhaust Shield	1
8	1633307	Reservoir	1
9	1567674	Hose	1
10	369815	Clamp	2
11	345455	Outlet Assembly	1
12	336550	Bushing	1
13	345453	Outlet (Reservoir)	1
14	345454	Cap	1
15	1663877	Hose	1
16	4057288 4103431	Shroud	1
17	302020	Screw	2
18	320154	Washer	2
19	1329271	Clip	2
20	4618615	Fan	1
21	4057285	Adapter	1
22	296001	Capscrew	4
23	1510115	Capscrew	4
24	4622454	Radiator Hose	1
25	369804	Clamp	4
26	4625301	Radiator Hose	1
27	4633941	Wrap	1
28	2110024	Hose	1
29	1673198	Fitting	1
30	222512	Fitting	1
31	130845	Clamp	4
32	2109869	Hose	1
33	2109875	Tube Assy	2
34	1480237	Nut	2
35	4079256	Heat Shield	1
36	1562648	Clip	2
37	4109993 1527879	Capscrew	2

4

ENGINE ASSEMBLY - YANMAR

SECTION 4 ENGINE ASSEMBLY - YANMAR

DESCRIPTION	PAGE
CAMSHAFT AND DRIVE GEAR	
YANMAR 2.6L , 3.0L AND 3.3L, DIESEL	4-24
COOLING SYSTEM	
YANMAR 2.6L , 3.0L AND 3.3L, DIESEL, SQUARE WAVE RADIATOR - WITH INTERNAL OIL COOLER	4-2
YANMAR 2.6L, 3.0L AND 3.3L, DIESEL, SQUARE WAVE RADIATOR - WITH EXTERNAL OIL COOLER	4-4
CRANKSHAFT AND PISTONS	
YANMAR 2.6L , 3.0L AND 3.3L, DIESEL	4-26
CYLINDER BLOCK	
YANMAR 2.6L , 3.0L AND 3.3L, DIESEL	4-14
CYLINDER HEAD	
YANMAR 2.6L , 3.0L AND 3.3L, DIESEL	4-10
ENGINE COOLING	
YANMAR 2.6L , 3.0L AND 3.3L, DIESEL	4-28
ENGINE MOUNTING	
YANMAR 2.6L , 3.0L AND 3.3L, DIESEL	4-8
EXHAUST SYSTEM	
YANMAR 2.6L , 3.0L AND 3.3L, DIESEL - WITH VERTICAL MUFFLER	4-6
FAN ASSEMBLY	
YANMAR DIESEL	4-9
FLYWHEEL AND HOUSING	
YANMAR 2.6L , 3.0L AND 3.3L, DIESEL	4-22
GEAR HOUSING	
YANMAR 2.6L , 3.0L AND 3.3L, DIESEL	4-18
INTAKE AND EXHAUST MANIFOLD	
YANMAR 2.6L , 3.0L AND 3.3L, DIESEL	4-16
LUBRICATION SYSTEM	
YANMAR 2.6L , 3.0L AND 3.3L, DIESEL	4-30
OIL PAN	
YANMAR 2.6L , 3.0L AND 3.3L, DIESEL	4-20

COOLING SYSTEM**YANMAR 2.6L , 3.0L AND 3.3L, DIESEL, SQUARE WAVE RADIATOR – WITH INTERNAL OIL COOLER**

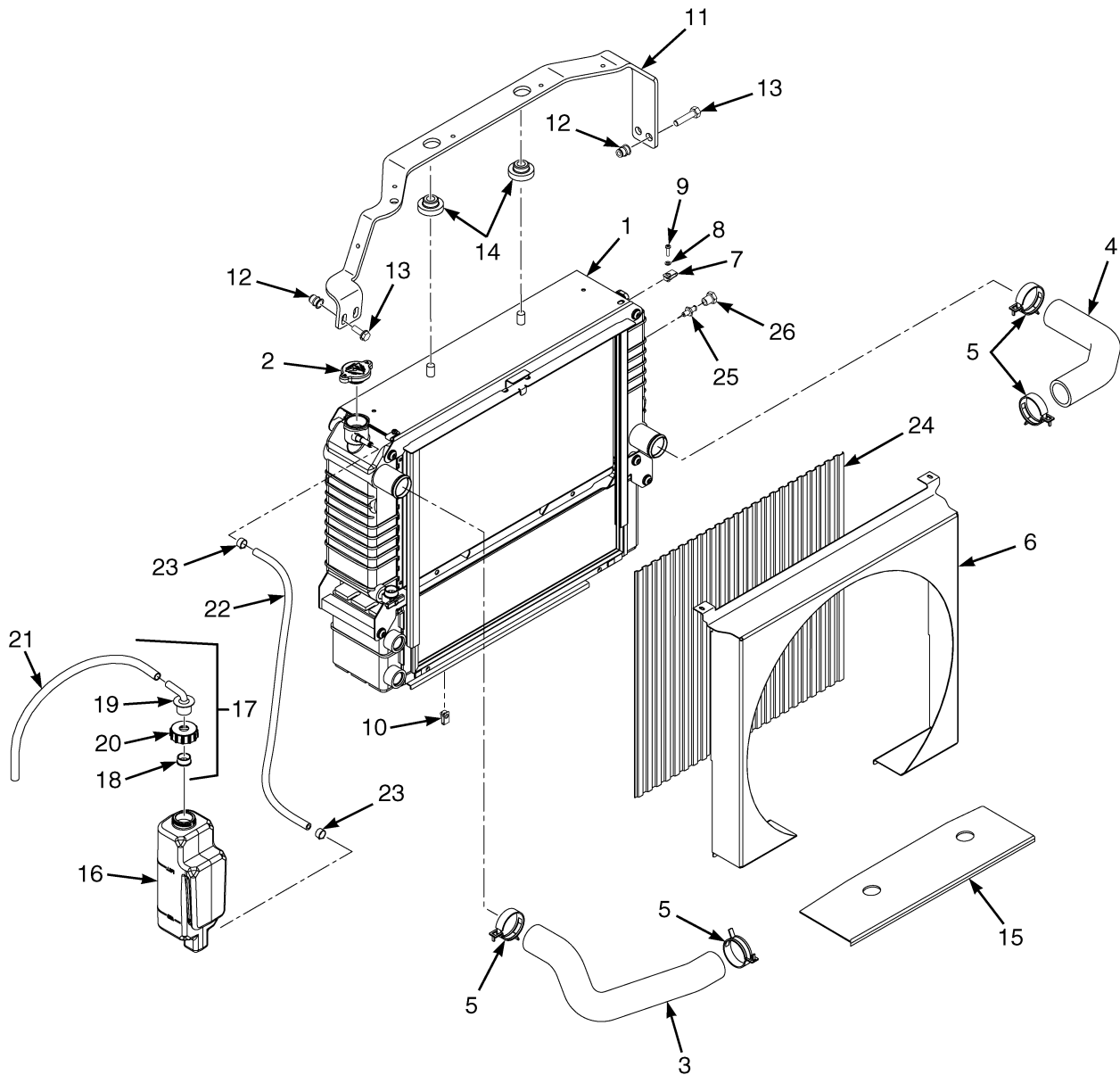
ITEM	PART NO.	DESCRIPTION	QTY
1	a 2089141	Radiator	1
1	1569079	Drain Valve (w/Thread Wrap)	1
1	b 4603552	Radiator (Assembly)	1
1	4038260	Radiator	1
1	4038264	Drain Valve	1
1	4038265	Nut , Foldover	2
1	4038266	Bolt	8
2	1352140	Radiator Cap	1
3	c 2085104	Radiator Hose (Upper)	1
3	a 2087215	Radiator Hose (Upper)	1
4	c 2070072	Radiator Hose (Lower)	1
4	a 2087216	Radiator Hose (Lower)	1
5	a 369804	Clamp	4
5	c 1502001	Hose Clamp	4
6	a 1625760	Shroud	1
6	c 1622236	Shroud	1
7	1535257	Nut	2
8	320154	Washer	2
9	302023	Screw	2
10	1329271	Clip	2
11	a 1588507	Bracket (Radiator)	1
11	c 1611852	Bracket	1
12	1530243	Insert	4
13	1583611	Capscrew	4
14	1529787	Isolator	4
15	c 1565692	Exhaust Shield	1
15	a 1565691	Exhaust Shield	1
16	1633307	Reservoir	1
17	345455	Outlet Assembly	1
18	336550	Bushing	1
19	345453	Outlet (Reservoir)	1
20	345454	Cap	1
21	1663877	Hose	1
22	1567674	Hose	1
23	369815	Clamp	2
24	a 1548497	Screen	1
24	c 4077917	Screen	1
25	1531404	Sensor (Low Coolant Level)	1
26	d 14385	Fitting	1

FOOTNOTES:

a 2.6L and 3.0L with Basic Transmission
b 2.6L and 3.3L

c 3.3L with Basic Transmission
d Without Low Coolant Level Sensor

COOLING SYSTEM (FIGURE 4-2) YANMAR 2.6L, 3.0L AND 3.3L, DIESEL, SQUARE WAVE RADIATOR — WITH EXTERNAL OIL COOLER



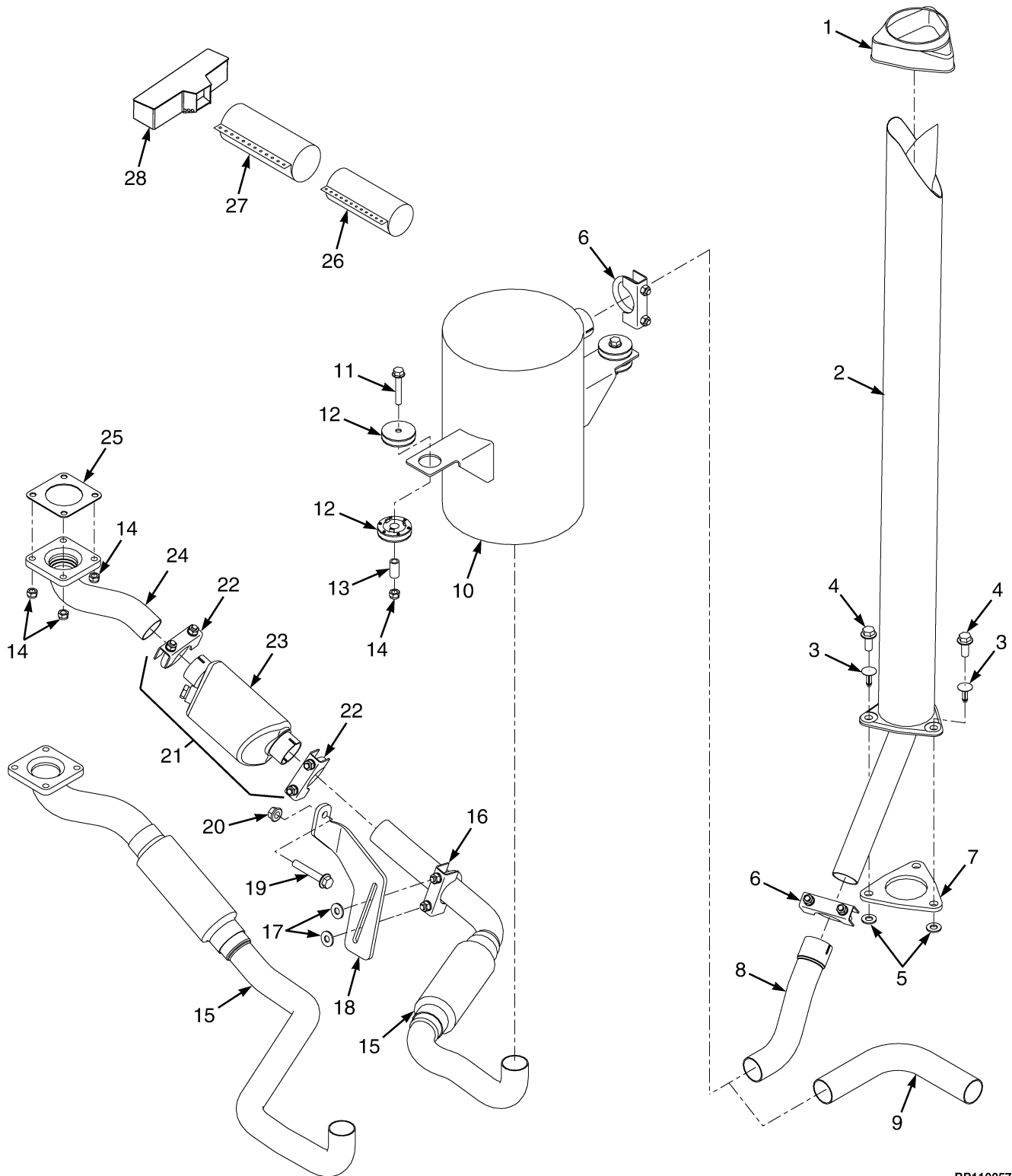
BP060118

COOLING SYSTEM**YANMAR 2.6L, 3.0L AND 3.3L, DIESEL, SQUARE WAVE RADIATOR – WITH EXTERNAL OIL COOLER**

ITEM	PART NO.	DESCRIPTION	QTY
1	4603554	Radiator (Assembly)	1
1	4038258	Radiator	1
1	4038263	Oil Cooler	1
1	4038264	Drain Valve	1
1	4038265	Nut , Foldover	2
1	4038266	Bolt	8
1	4038267	Bolt	4
2	1352140	Radiator Cap	1
3	2085104	Radiator Hose (Upper)	1
4	2069688	Radiator Hose (Lower)	1
5	369804	Clamp	4
6	1622272	Shroud	1
7	1535257	Nut	2
8	320154	Washer	2
9	302023	Screw	2
10	1551663	Clip	2
11	1611852	Bracket	1
12	1530243	Insert	4
13	1583611	Capscrew	4
14	1529787	Isolator	4
15	1565692	Exhaust Shield	1
16	1633307	Reservoir	1
17	345455	Outlet Assembly	1
18	336550	Bushing	1
19	345453	Outlet (Reservoir)	1
20	345454	Cap	1
21	1663877	Hose	1
22	1567674	Hose	1
23	369815	Clamp	2
24	a 1548497	Screen	1
24	b 4077917	Screen	1
25	1531404	Sensor (Low Coolant Level)	1
26	c 14385	Fitting	1

FOOTNOTES:**a** 2.6L and 3.0L with Basic Transmission**c** Without Low Coolant Level Sensor**b** 3.3L with Basic Transmission

EXHAUST SYSTEM (FIGURE 4-3) YANMAR 2.6L , 3.0L AND 3.3L, DIESEL — WITH VERTICAL MUFFLER



BP110057

EXHAUST SYSTEM

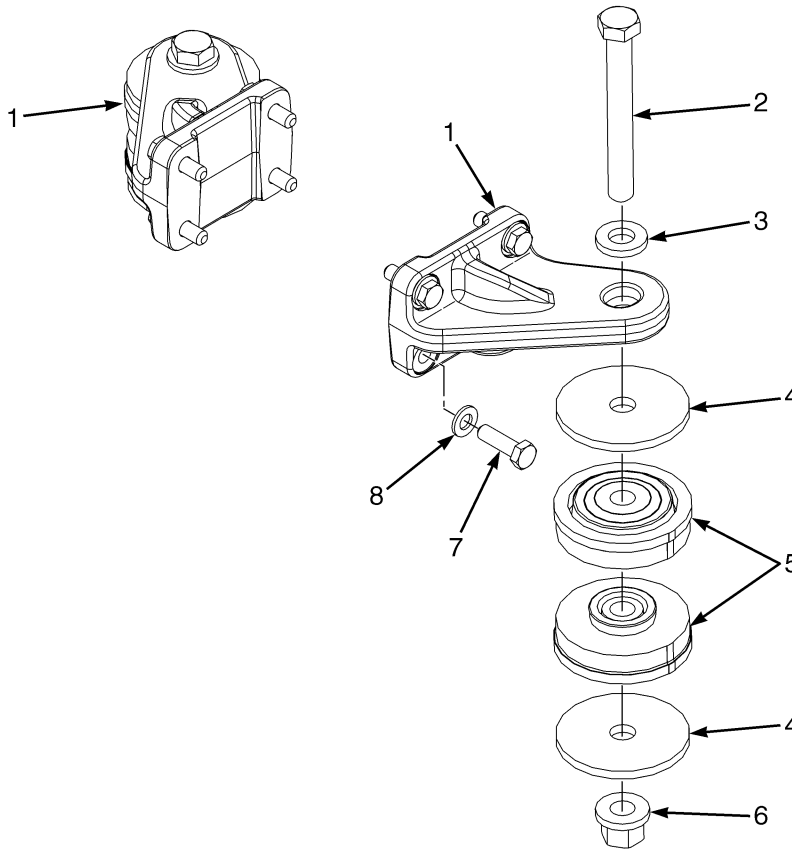
YANMAR 2.6L , 3.0L AND 3.3L, DIESEL – WITH VERTICAL MUFFLER

KEY:**A: With Catalytic Converter****B: Without Catalytic Converter**

ITEM	PART NO.	DESCRIPTION	QTY	
			A	B
1	2021394	Cover	1	1
2	4051418	Tail Pipe	1	1
3	1347045	Fastener	3	3
4	1510117	Capscrew	3	3
5	320159	Washer	3	3
6	63117	Clamp	3	3
7	1533639	Cover	1	1
8	4612595	Exhaust Pipe (Overhead)	1	1
9	1585212	Exhaust Pipe (Counterweight)	1	1
10	4602928	Muffler	1	1
10	4613004	Muffler	1	1
11	1510115	Capscrew	3	3
12	1709996	Isolator	4	4
13	1708371	Spacer	2	2
14	1582222	Locknut	6	6
15	4604617	Exhaust Pipe	1
15	4010287	Exhaust Pipe	1	..
16	63117	Clamp	1	..
17	15175	Lockwasher	2	..
18	2109163	Bracket	1	..
19	1527887	Capscrew	1	..
20	1460477	Nut	1	..
21	878258	Diesel Exhaust Purifier (Exhaust)	1	..
22	1391757	Clamp	2	..
23	1391758	Sock (Fiberglass)	2	..
24	1589635	Exhaust Pipe	1	..
25	1532363	Gasket	1	1
26	a 2084000	Exhaust Wrap	1	1
27	a 2084002	Wrap	1	1
28	a 2084001	Wrap	1	1
	ab 2073024	Wrap (Flex Joint)	1	1

FOOTNOTES:**a** For Paper Industry Applications**b** Not Illustrated

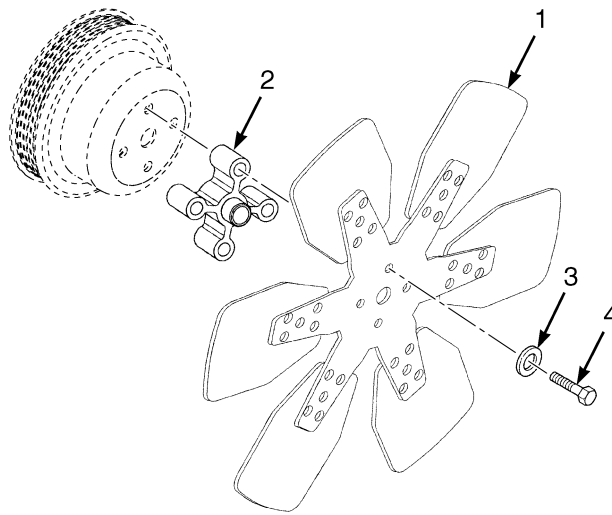
ENGINE MOUNTING (FIGURE 4-4) YANMAR 2.6L , 3.0L AND 3.3L, DIESEL



BP090419

ITEM	PART NO.	DESCRIPTION	QTY
1	1557767	Mount	2
2	293698	Capscrew	2
3	1504075	Washer	2
4	1557737	Washer	4
5	2069951	Isolator	4
6	1565453	Nut (Flange)	2
7	293630	Capscrew	8
8	296420	Washer	8

**FAN ASSEMBLY (FIGURE 4-5)
YANMAR DIESEL**



BP090418

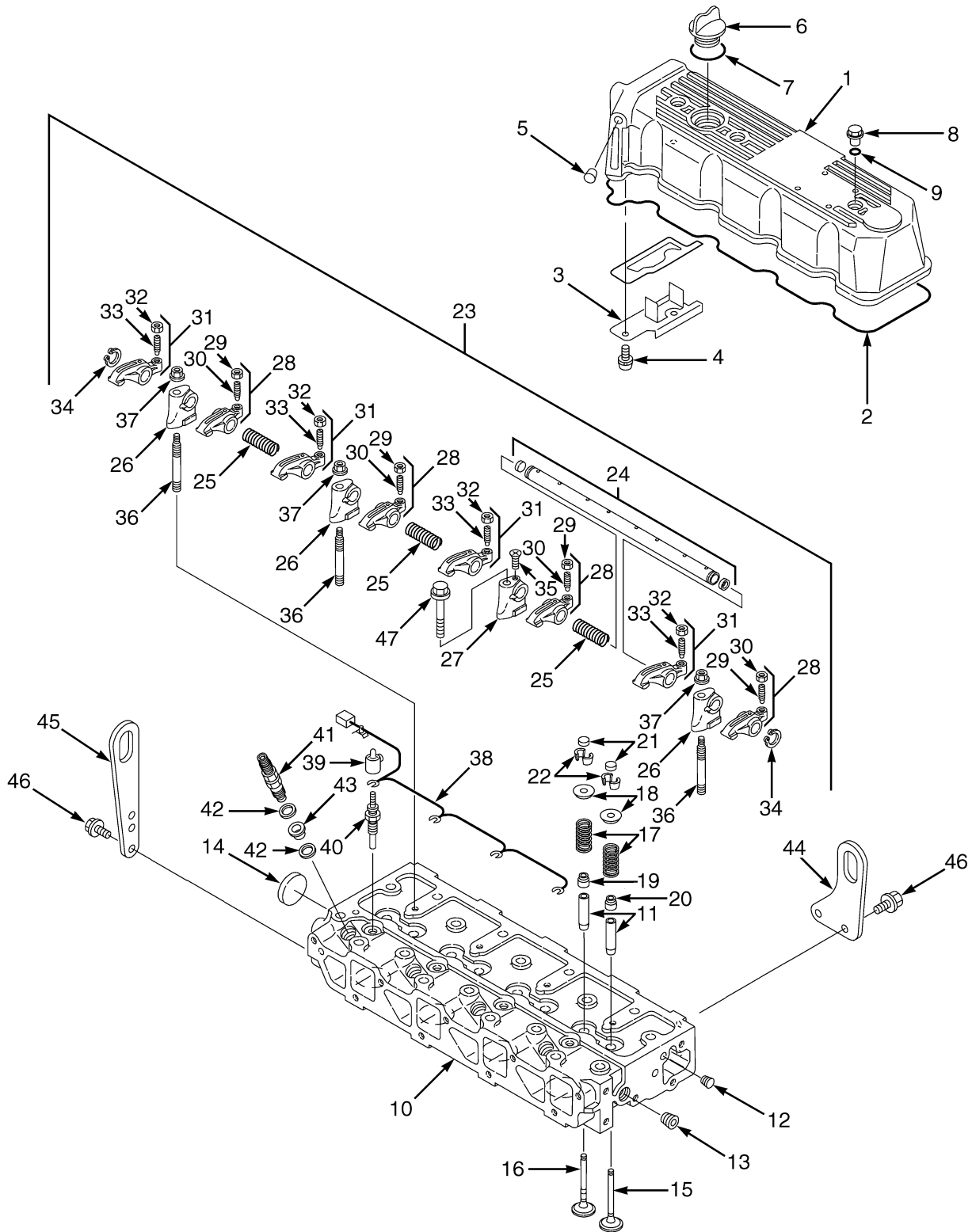
KEY:

A: Yanmar 3.3L

B: Yanmar 2.6L and 3.0L

ITEM	PART NO.	DESCRIPTION	QTY	
			A	B
1	2085570	Fan (Pusher)	1	..
1	4620536	Fan (Pusher)	1
2	1539154	Spacer	1	1
3	296418	Washer	4	4
4	293623	Capscrew	4	4

CYLINDER HEAD (FIGURE 4-6) YANMAR 2.6L , 3.0L AND 3.3L, DIESEL



BP090184

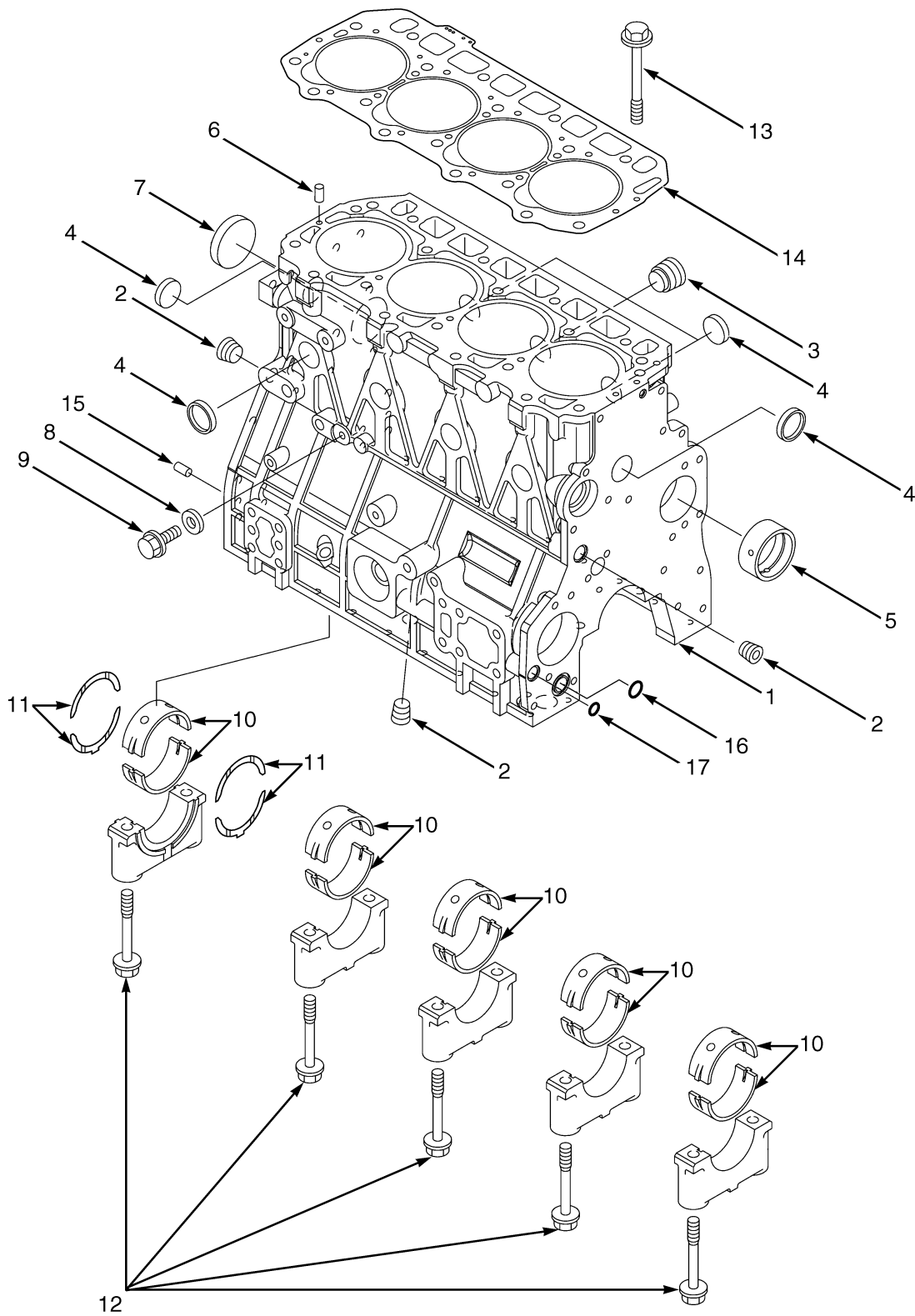
CYLINDER HEAD
YANMAR 2.6L , 3.0L AND 3.3L, DIESEL

ITEM	PART NO.	DESCRIPTION	QTY
	4626066	Engine Assy-Diesel (Yanmar 2.6L Non-Emissions)	1
	4626064	Engine Assy-Diesel (Yanmar 3.3L Non-Emissions)	1
	4620796	Engine Assy-Diesel (Yanmar 3.0L)	1
1	1599545	Engine Cover	1
2	1599546	Gasket	1
3	1599547	Plate	1
4	1599548	Screw	2
5	1599549	Plug	1
6	1599463	Cap (Oil Fill)	1
7	1599464	O-Ring	1
8	1599544	Plug	3
9	1599550	O-Ring	3
10	1599488	Cylinder Head Assembly (2.6L)	1
10	1600273	Cylinder Head (3.3L)	1
10	4068195	Cylinder Head (3.0L)	1
11	1599525	Guide	8
12	1599526	Plug	1
13	1599441	Plug	1
14	1599528	Plug	1
15	1599489	Inlet Valve	4
16	1599516	Exhaust Valve	4
17	1599517	Spring	8
18	1599518	Retainer	8
19	1599519	Seal (Exhaust Valve)	4
20	1599520	Seal (Intake Valve)	4
21	1599521	Cap	8
22	1599529	Retainer	8
23	1599530	Support Assembly (Rocker Arm)	1
24	1599531	Shaft	1
25	1599532	Spring	3
26	1599533	Support	3
27	1599534	Support	1
28	1599535	Kit-Rocker Arm	4
29	1599536	Screw	1
30	1599537	Nut	1
31	1599538	Kit-Rocker Arm	4
32	1599536	Screw	1
33	1599537	Nut	1
34	1599539	Retaining Ring	2
35	1599540	Screw	1
36	1599541	Stud	3
37	1599542	Nut	3
38	1599553	Connector (Glow Plug) (2.6L, 3.0L)	1
38	2084316	Connector (Glow Plug) (3.3L)	1
39	1599557	Cover	4
40	1599552	Glow Plug (2.6L, 3.0L)	4
40	4068196	Plug (Glow Plug) (3.3L)	4
41	1599818	Injector (☞Figure 5-15).....	4
42	1599523	Gasket	8
43	1599522	Protector	4

CYLINDER HEAD
YANMAR 2.6L , 3.0L AND 3.3L, DIESEL

ITEM	PART NO.	DESCRIPTION	QTY
44	1599487	Lifting Eye	1
45	1599486	Lifting Eye	1
46	1599470	Bolt	4
47	1599555	Bolt	1
	4068363	Gasket -Kit (3.0L)	1
	1689744	Kit-Gasket (Complete Engine) (3.3L)	1
	1599898	Kit-Gasket (2.6L Engine Complete)	1

CYLINDER BLOCK (FIGURE 4-7) YANMAR 2.6L , 3.0L AND 3.3L, DIESEL

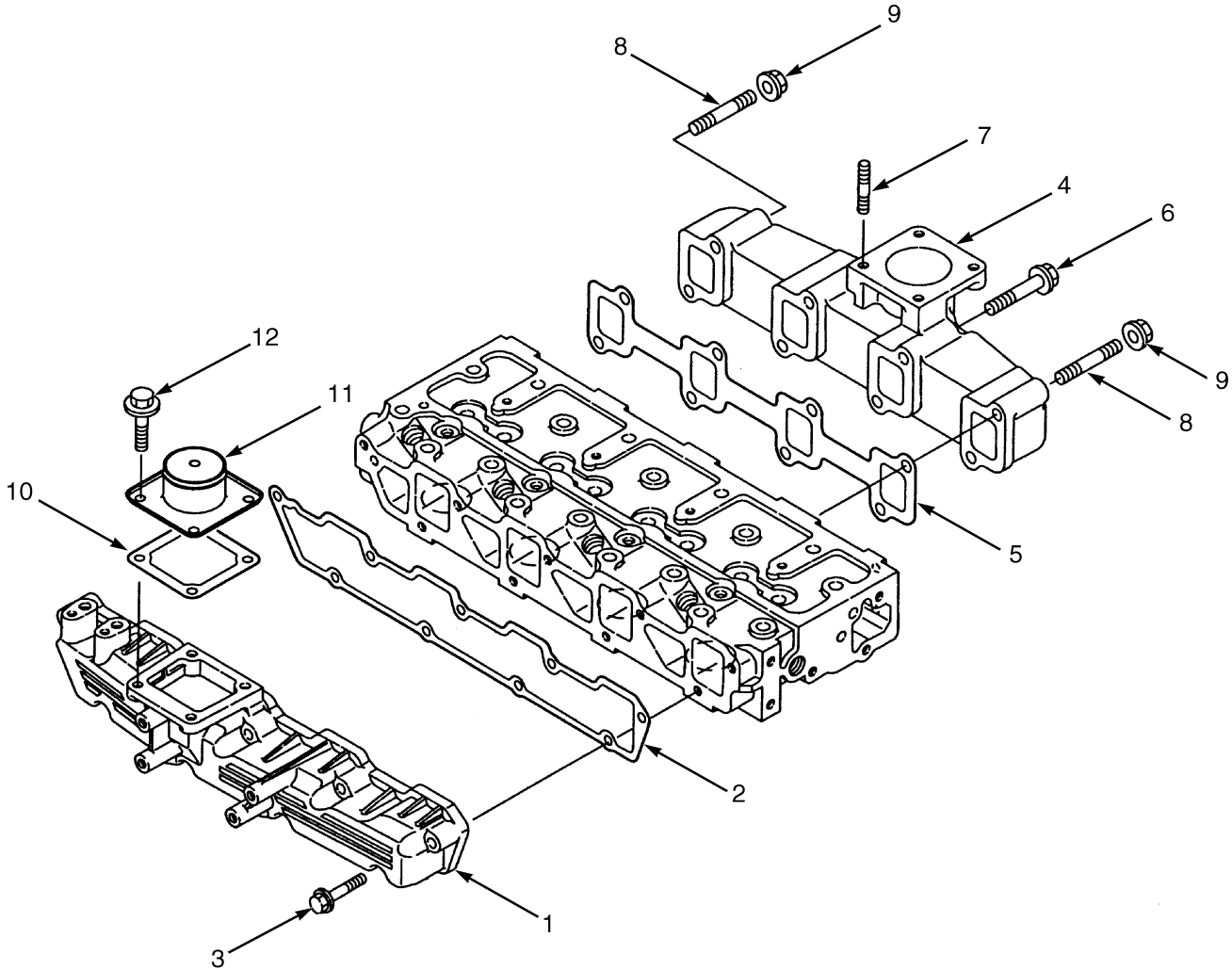


BP090181

CYLINDER BLOCK
YANMAR 2.6L , 3.0L AND 3.3L, DIESEL

ITEM	PART NO.	DESCRIPTION	QTY
	4626066	Engine Assy-Diesel (Yanmar 2.6L Non-Emissions)	1
	4626064	Engine Assy-Diesel (Yanmar 3.3L Non-Emissions)	1
	4620796	Engine Assy-Diesel (Yanmar 3.0L)	1
1	1599440	Cylinder Block (2.6L)	1
1	1689742	Cylinder Block (3.3L)	1
1	4068193	Cylinder Block (3.0L)	1
2	1599441	Plug	3
3	1599442	Plug	1
4	1599451	Plug	8
5	1599444	Bushing	1
6	1599446	Cotter Pin	2
7	1599449	Plug	1
8	1599445	Washer	1
9	1599448	Bolt	1
10	2092548	Kit-Crankshaft Bearing (Standard)	5
10	2092549	Kit-Bearing (U/S 0.25)	5
11	2092552	Kit-Thrust Bearing (Standard)	2
11	2092553	Kit-Thrust Bearing (U/S 0.25)	2
12	1599443	Bolt	10
13	1599454	Bolt	18
14	1599455	Cylinder Head Gasket (2.6L, 3.0L)	1
14	1720519	Gasket (3.3L)	1
15	1599458	Pin	2
16	1599468	O-Ring	1
17	1599469	O-Ring	1
	4068363	Gasket -Kit (3.0L)	1
	1689744	Kit-Gasket (Complete Engine) (3.3L)	1
	1599898	Kit-Gasket (2.6L Engine Complete)	1

INTAKE AND EXHAUST MANIFOLD (FIGURE 4-8) YANMAR 2.6L , 3.0L AND 3.3L, DIESEL

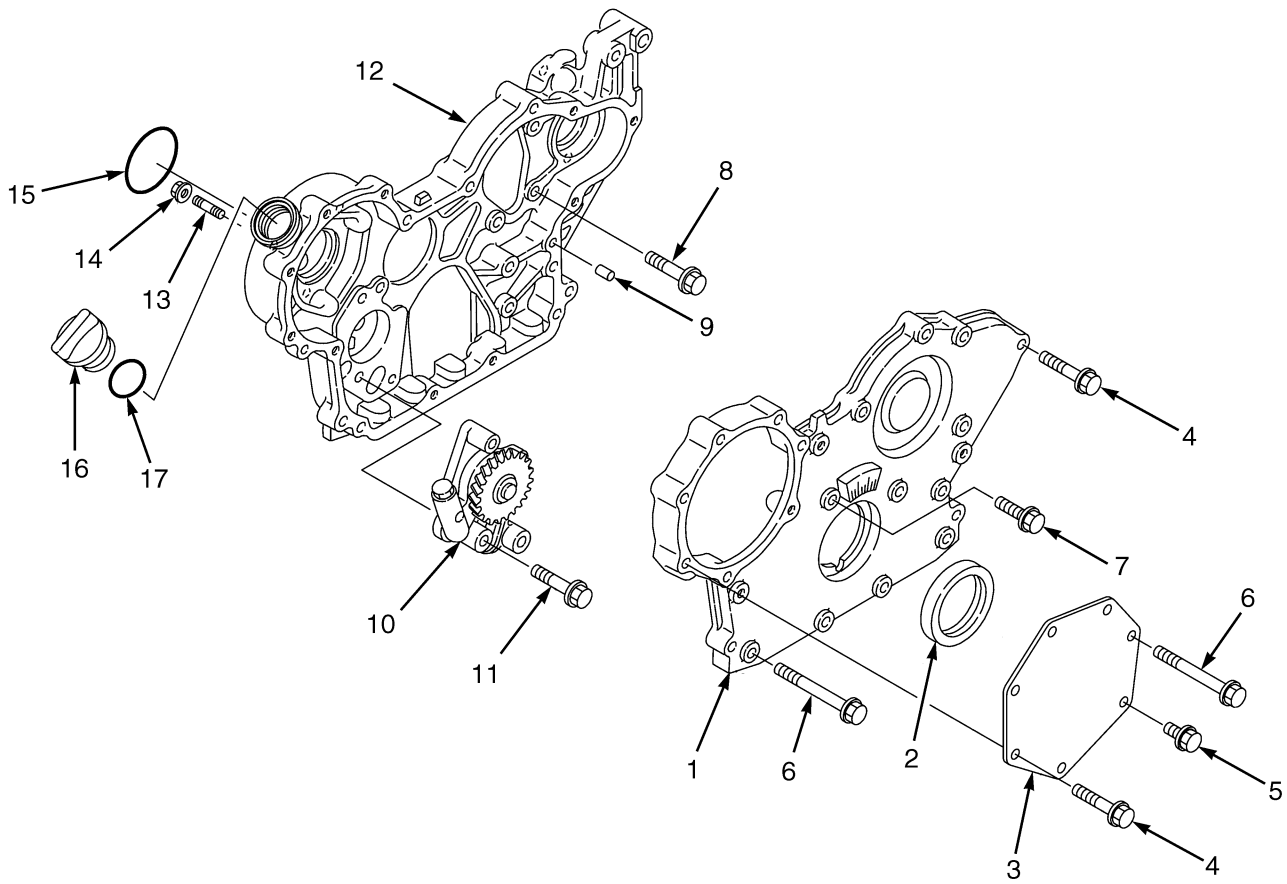


BP090185

INTAKE AND EXHAUST MANIFOLD
YANMAR 2.6L , 3.0L AND 3.3L, DIESEL

ITEM	PART NO.	DESCRIPTION	QTY
	4626066	Engine Assy-Diesel (Yanmar 2.6L Non-Emissions)	1
	4626064	Engine Assy-Diesel (Yanmar 3.3L Non-Emissions)	1
	4620796	Engine Assy-Diesel (Yanmar 3.0L)	1
1	1599556	Intake Manifold	1
2	1599543	Gasket	1
3	1599475	Bolt	9
4	1599559	Exhaust Manifold	1
5	1599560	Gasket	1
6	1599561	Bolt	9
7	1599562	Stud	4
8	1599563	Stud	2
9	2068378	Nut	2
10	1599565	Gasket	1
11	1599567	Adapter	1
12	1599568	Bolt	4
	1599898	Kit-Gasket (2.6L Engine Complete)	1
	4068363	Gasket -Kit (3.0L)	1
	1689744	Kit-Gasket (Complete Engine) (3.3L)	1

GEAR HOUSING (FIGURE 4-9) YANMAR 2.6L , 3.0L AND 3.3L, DIESEL



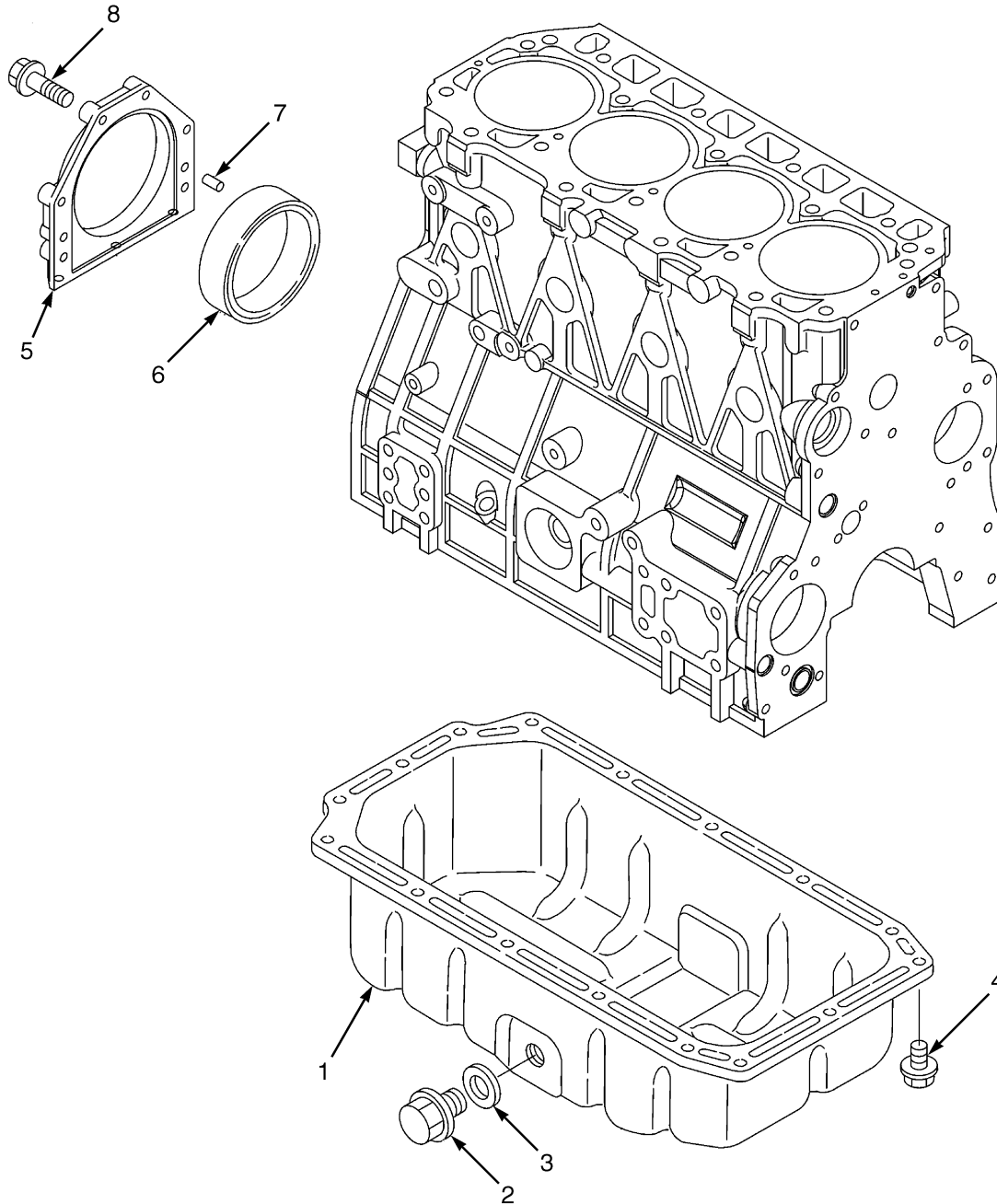
BP090182

GEAR HOUSING
YANMAR 2.6L , 3.0L AND 3.3L, DIESEL

ITEM	PART NO.	DESCRIPTION	QTY
	4626066	Engine Assy-Diesel (Yanmar 2.6L Non-Emissions)	1
	4626064	Engine Assy-Diesel (Yanmar 3.3L Non-Emissions)	1
	4620796	Engine Assy-Diesel (Yanmar 3.0L)	1
1	a 2101708	Gear Cover Assembly	1
1	1599459	Cover (3.0L)	1
2	1599460	Oil Seal	1
2	2100927	Oil Seal	1
3	1599461	Cover	1
4	1599473	Bolt	10
5	1599470	Bolt	1
6	1599476	Bolt	7
7	1599472	Bolt	1
8	1599471	Bolt	3
9	1599458	Pin	4
10	1599466	Engine Oil Pump	1
11	1599475	Bolt	1
12	1599465	Cover	1
13	1599467	Stud	3
14	2068378	Nut	3
15	1599462	O-Ring	1
16	1599463	Cap (Oil Fill)	1
17	1599464	O-Ring	1
	1599478	Gasket (Liquid)	AR
	2084312	Gasket (Liquid)	1
	4068363	Gasket -Kit (3.0L)	1
	1689744	Kit-Gasket (Complete Engine) (3.3L)	1
	1599898	Kit-Gasket (2.6L Engine Complete)	1

FOOTNOTES:**a** 2.6L and 3.3L

OIL PAN (FIGURE 4-10) YANMAR 2.6L , 3.0L AND 3.3L, DIESEL

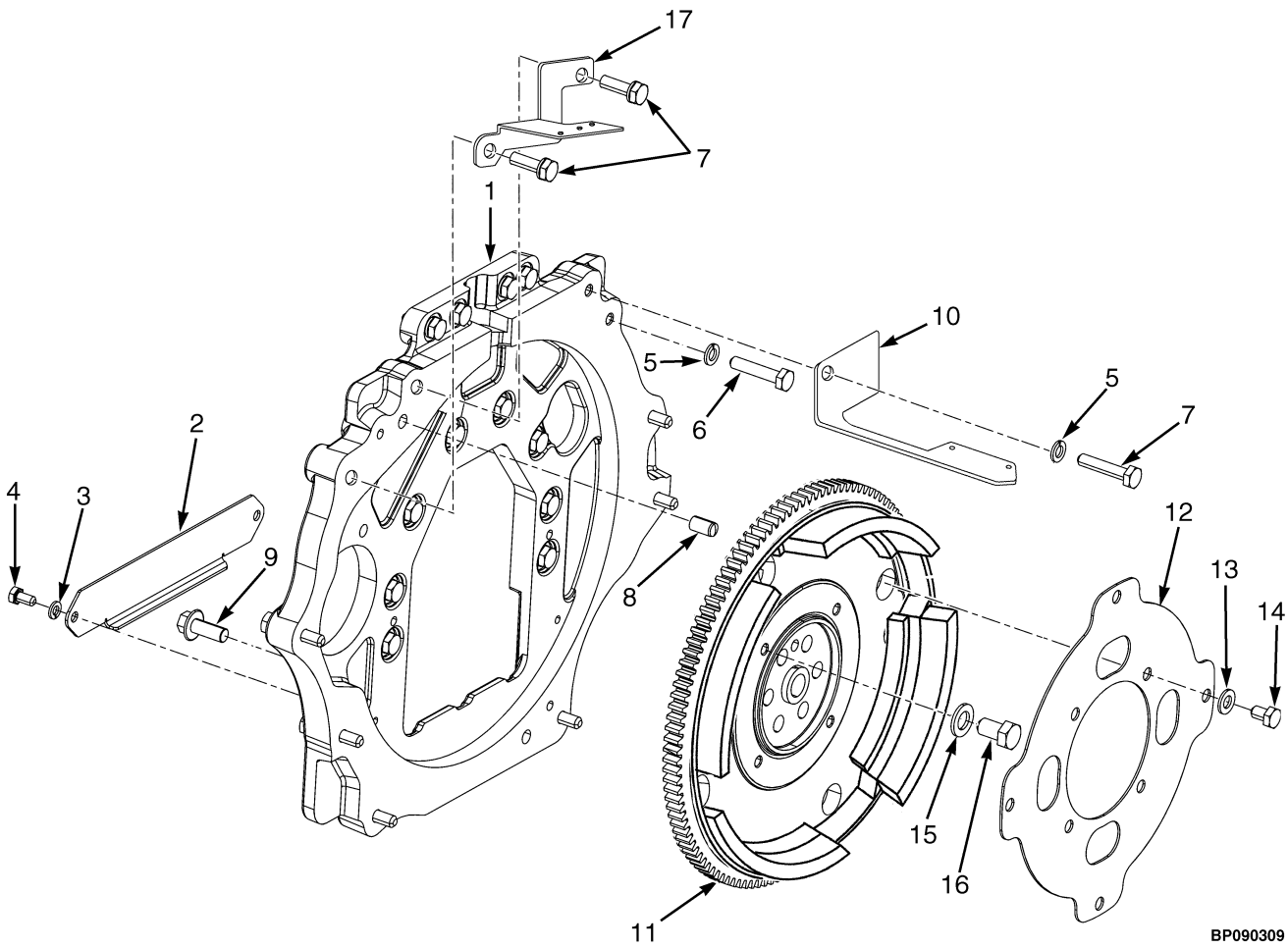


BP090183

OIL PAN
YANMAR 2.6L , 3.0L AND 3.3L, DIESEL

ITEM	PART NO.	DESCRIPTION	QTY
	4626066	Engine Assy-Diesel (Yanmar 2.6L Non-Emissions)	1
	4626064	Engine Assy-Diesel (Yanmar 3.3L Non-Emissions)	1
	4620796	Engine Assy-Diesel (Yanmar 3.0L)	1
1	1599479	Oil Pan	1
2	1599480	Drain Plug	1
3	1599481	Oil Seal	1
4	1599448	Bolt	16
5	1599483	Case (2.6L and 3.3L)	1
5	4068194	Case (3.0L)	1
6	1707826	Seal	1
7	1599458	Pin	2
8	1599485	Bolt	6
	1599478	Gasket (Liquid) (Not Illustrated)	AR
	4068363	Gasket -Kit (3.0L)	1
	1689744	Kit-Gasket (Complete Engine) (3.3L)	1
	1599898	Kit-Gasket (2.6L Engine Complete)	1

FLYWHEEL AND HOUSING (FIGURE 4-11) YANMAR 2.6L , 3.0L AND 3.3L, DIESEL

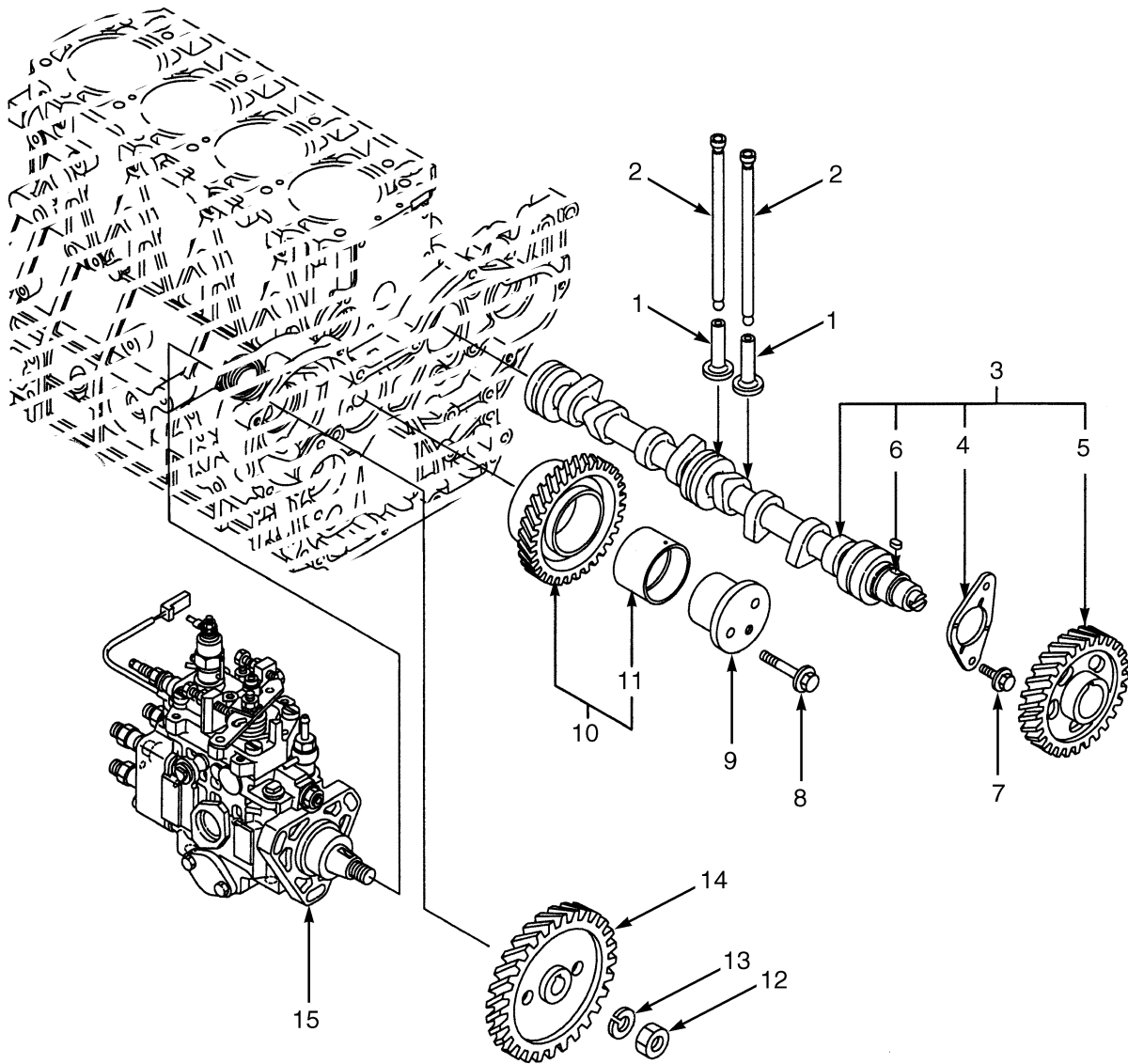


BP090309

FLYWHEEL AND HOUSING
YANMAR 2.6L , 3.0L AND 3.3L, DIESEL

ITEM	PART NO.	DESCRIPTION	QTY
1	1553265	Housing	1
2	1522363	Cover	1
3	292681	Lockwasher	2
4	287851	Capscrew	2
5	292682	Lockwasher	22
6	136985	Capscrew	12
7	292517	Capscrew	10
8	303150	Dowel	2
9	1528889	Capscrew	2
10	1653569	Bracket	1
11	1707341	Flywheel	1
11	1506604	Starter Ring Gear	1
12	1531806	Flex Plate	1
13	296420	Washer	4
14	293626	Capscrew	4
15	296424	Washer	6
16	1550747	Capscrew	6
17	1623093	Bracket	1

CAMSHAFT AND DRIVE GEAR (FIGURE 4-12) YANMAR 2.6L , 3.0L AND 3.3L, DIESEL

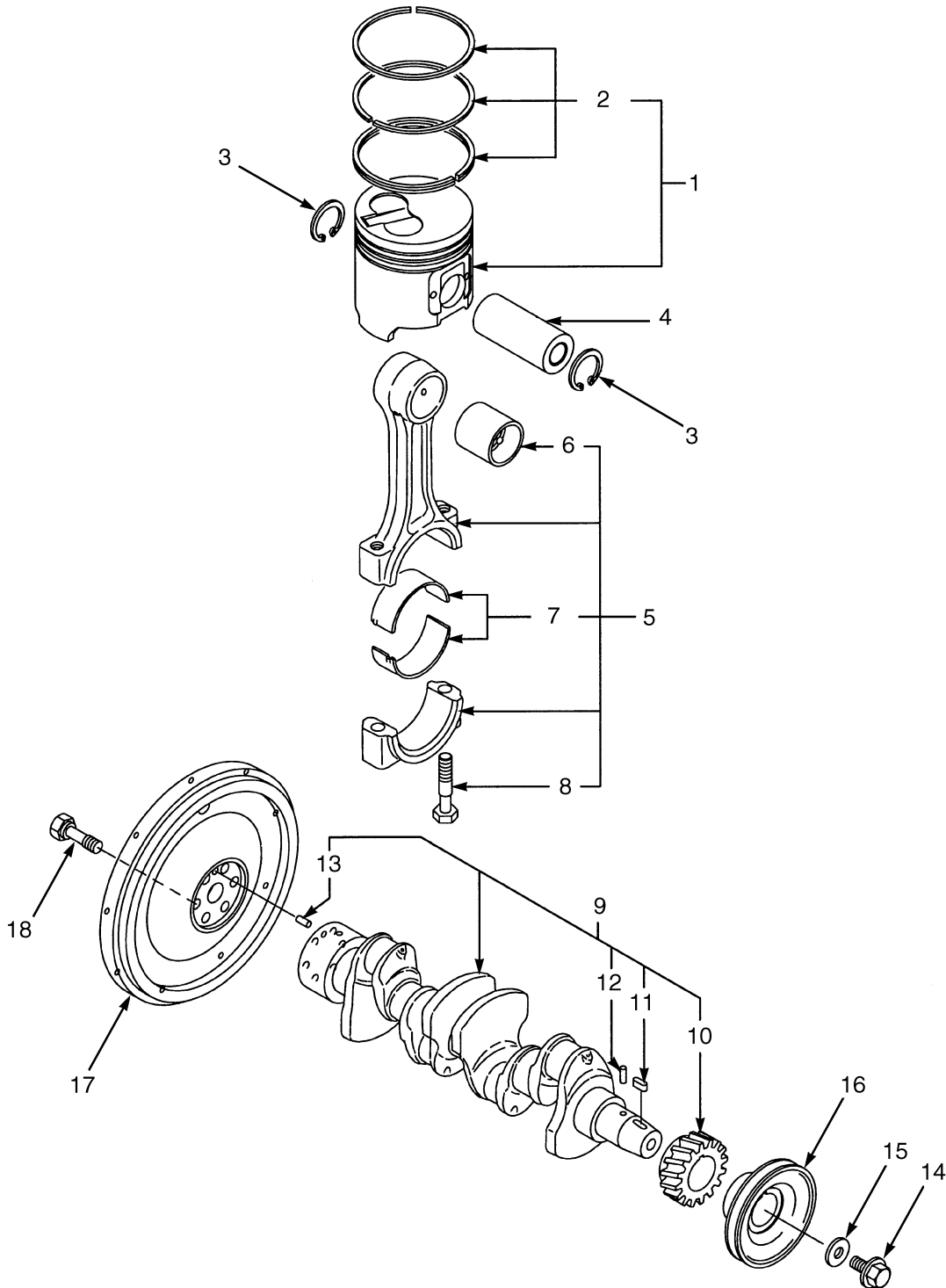


BP090186

**CAMSHAFT AND DRIVE GEAR
YANMAR 2.6L , 3.0L AND 3.3L, DIESEL**

ITEM	PART NO.	DESCRIPTION	QTY
	4626066	Engine Assy-Diesel (Yanmar 2.6L Non-Emissions)	1
	4626064	Engine Assy-Diesel (Yanmar 3.3L Non-Emissions)	1
	4620796	Engine Assy-Diesel (Yanmar 3.0L)	1
1	1599569	Tappet	8
2	1599570	Push Rod	8
3	1599571	Camshaft (2.6L and 3.3L)	1
3	2084317	Camshaft (3.0L)	1
4	1599572	Retainer	1
5	1599573	Gear (2.6L and 3.3L)	1
5	2084318	Gear (3.0L)	1
6	1599574	Key	1
7	1599470	Bolt	2
7	1599568	Bolt	2
8	1599579	Bolt	2
9	1599576	Shaft	1
10	4021292	Idler Gear	1
11	1599578	Bushing	1
12	1599582	Locknut	1
13	1599581	Spring Washer	1
14	1599580	Gear	1
15	1708457	Fuel Pump Assembly (Injection 2.6L) (2.6L) (☞ Figure 5-15).....	1
15	1689747	Fuel Pump (3.3L) (☞ Figure 5-15).....	1
	4068203	Fuel Pump (3.0L) (☞ Figure 5-15).....	1

CRANKSHAFT AND PISTONS (FIGURE 4-13) YANMAR 2.6L , 3.0L AND 3.3L, DIESEL

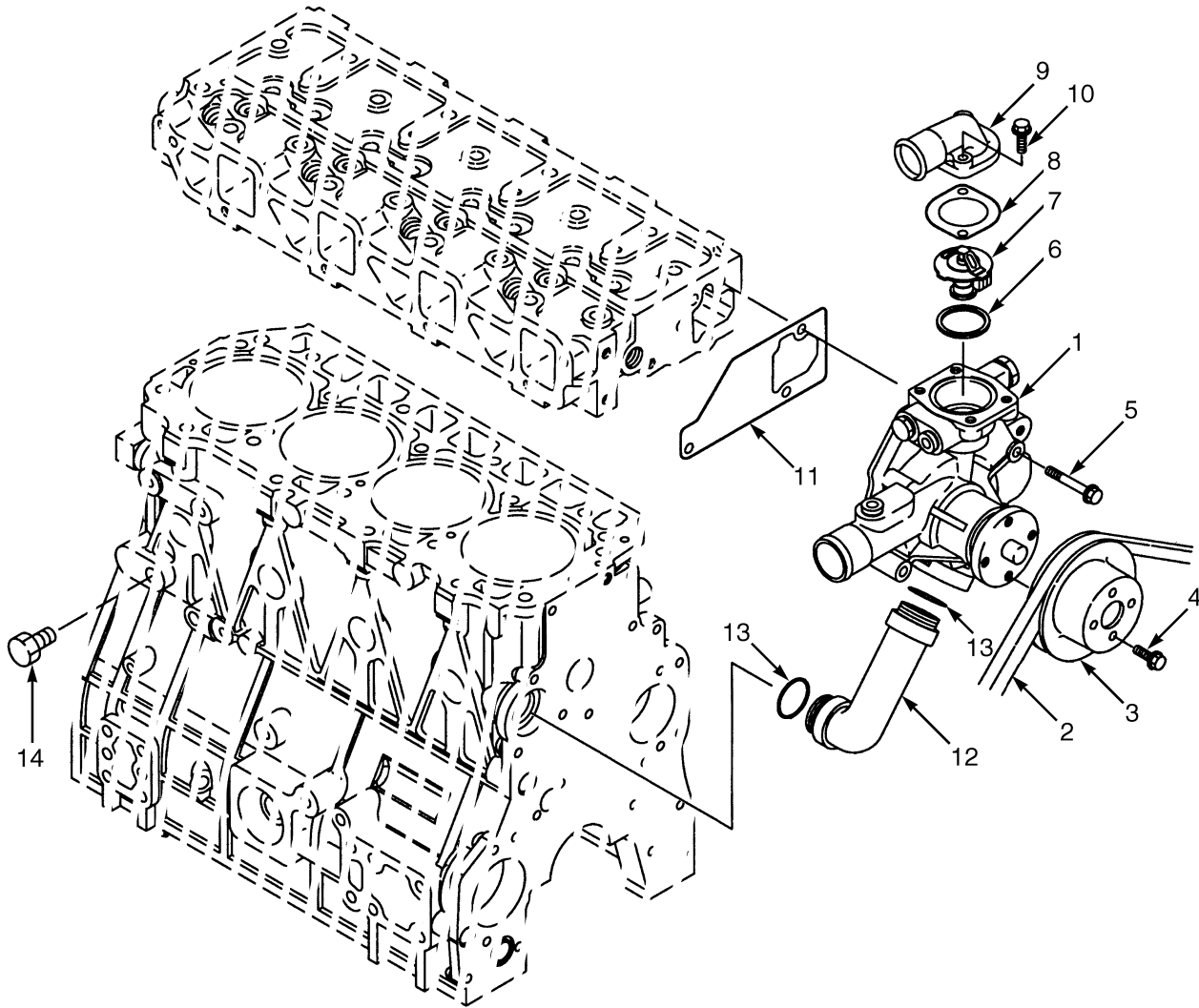


BP090187

CRANKSHAFT AND PISTONS
YANMAR 2.6L , 3.0L AND 3.3L, DIESEL

ITEM	PART NO.	DESCRIPTION	QTY
	4626066	Engine Assy-Diesel (Yanmar 2.6L Non-Emissions)	1
	4626064	Engine Assy-Diesel (Yanmar 3.3L Non-Emissions)	1
	4620796	Engine Assy-Diesel (Yanmar 3.0L)	1
1	1599592	Piston (With Standard Rings) (2.6L)	4
1	1600276	Piston (With Standard Rings) (3.3L)	4
1	1599600	Kit-Piston (O/S 0.25 with Rings) (2.6L)	4
1	1600278	Piston (O/S 0.25 with Rings) (3.3L)	4
1	4068197	Piston (With Standard Rings) (3.0L)	4
1	4068199	Piston (O/S 0.25 with Rings) (3.0L)	4
2	1599593	Kit-Piston Ring (Standard) (2.6L)	1
2	1600277	Kit-Piston Ring (Standard) (3.3L)	1
2	1599601	Kit-Piston Ring (O/S 0.25) (2.6L)	1
2	1600279	Kit-Piston Ring (O/S 0.25) (3.3L)	1
2	4068198	Ring (Kit-Standard Piston Rings) (3.0L)	1
2	4068200	Ring (Kit-OS 0.25 Piston Rings) (3.0L)	1
3	1599595	Snap Ring	8
4	1599594	Pin	4
5	1599596	Piston Rod	4
6	1599597	Bushing	1
7	2092550	Piston Rod Bearing (Standard)	1
7	2092551	Bearing (U/S 0.25)	4
8	1599598	Bolt	2
9	1599583	Crankshaft (2.6L)	1
9	1600275	Crankshaft (3.3L)	1
9	2084471	Crankshaft (3.0L)	1
10	1599584	Gear (2.6, 3.3L)	1
10	2084322	Gear (3.0L)	1
11	1599574	Key	1
12	1599585	Pin	1
13	1599586	Pin	1
14	1599590	Bolt (2.6, 3.3L)	1
14	1720462	Bolt (3.0L)	1
15	1599589	Washer	1
16	1599588	Pulley	1
17	1707341	Flywheel	1
18	1599591	Bolt	6

ENGINE COOLING (FIGURE 4-14) YANMAR 2.6L , 3.0L AND 3.3L, DIESEL



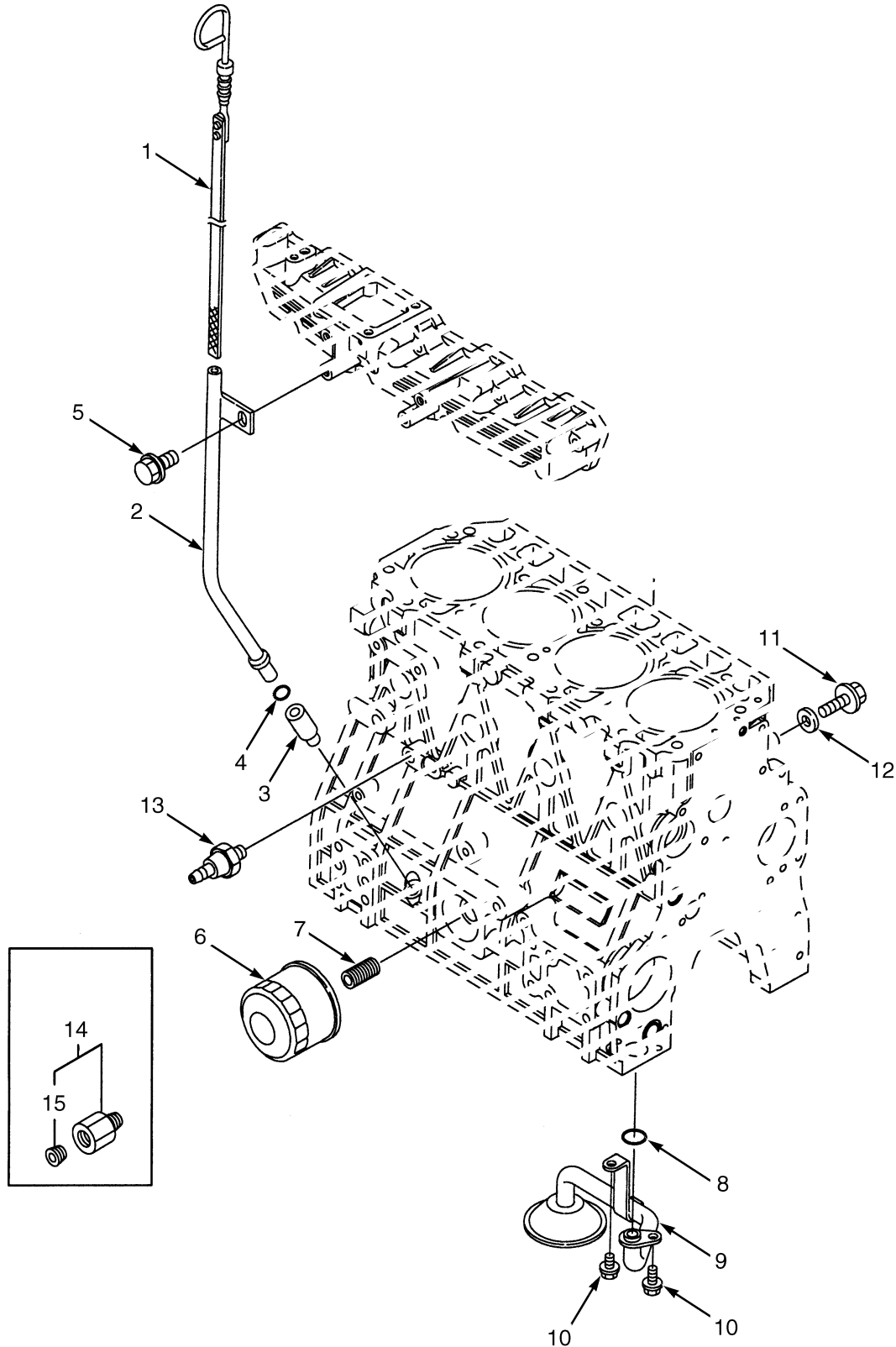
BP090193

ENGINE COOLING
YANMAR 2.6L , 3.0L AND 3.3L, DIESEL

ITEM	PART NO.	DESCRIPTION	QTY
	4626066	Engine Assy-Diesel (Yanmar 2.6L Non-Emissions)	1
	4626064	Engine Assy-Diesel (Yanmar 3.3L Non-Emissions)	1
	4620796	Engine Assy-Diesel (Yanmar 3.0L)	1
1	1599804	Water Pump	1
1	a 1599815	Gasket	1
1	a 1600086	Seal	1
2	1581441	V-Belt	1
3	1616427	Water Pump Pulley	1
4	1599448	Bolt	4
5	1599579	Bolt	3
6	1597709	Gasket	1
7	1599800	Thermostat (2.6L, 3.3L)	1
7	4068202	Thermostat (3.0L)	1
8	1597710	Gasket	1
9	1599798	Cover	1
10	1599801	Bolt	1
11	1599803	Gasket	1
12	1599797	Pipe	1
13	1599807	O-Ring	2
14	1599802	Drain Plug	2
	1599898	Kit-Gasket (2.6L Engine Complete)	1
	4068363	Gasket -Kit (3.0L)	1
	1689744	Kit-Gasket (Complete Engine) (3.3L)	1

FOOTNOTES:**a** Not Illustrated

LUBRICATION SYSTEM (FIGURE 4-15) YANMAR 2.6L , 3.0L AND 3.3L, DIESEL



BP090188

LUBRICATION SYSTEM
YANMAR 2.6L , 3.0L AND 3.3L, DIESEL

ITEM	PART NO.	DESCRIPTION	QTY
	4626066	Engine Assy-Diesel (Yanmar 2.6L Non-Emissions)	1
	4626064	Engine Assy-Diesel (Yanmar 3.3L Non-Emissions)	1
	4620796	Engine Assy-Diesel (Yanmar 3.0L)	1
1	1599604	Dipstick	1
2	1599606	Dipstick Tube	1
3	1599605	Guide	1
4	1599607	O-Ring (2.6L, 3.3L)	1
4	4068201	O-Ring (3.0L)	1
5	1599470	Bolt	1
6	2077983	Oil Filter	1
7	1599610	Stud	1
8	1599468	O-Ring	1
9	1599611	Pipe	1
10	1599612	Bolt (2.6L, 3.3L)	2
10	1599448	Bolt (3.0L)	2
11	1599448	Bolt	1
12	1599445	Washer	1
13	1566654	Pressure Transducer Sensor (Oil Pressure) (2.6L, 3.3L)	1
13	1599613	Pressure Switch (Oil Pressure) (3.0L)	1
14	1599616	Plug (Oil Pressure Sensor)	1
15	1599793	Plug	1
	1599898	Kit-Gasket (2.6L Engine Complete)	1
	4068363	Gasket -Kit (3.0L)	1
17	1689744	Kit-Gasket (Complete Engine) (3.3L)	1

5

FUEL SYSTEM

**SECTION 5
FUEL SYSTEM**

DESCRIPTION	PAGE
AIR FILTER ASSEMBLY	
MAZDA-LPG AND YANMAR-DIESEL	5-10
AIR INTAKE AND FILTER SYSTEM	
KUBOTA 2.5L LPG	5-8
MAZDA 2.2L - LPG	5-2
YANMAR 2.6L 3.0L AND 3.3L - WITH AUXILIARY INTAKE SILENCER	5-6
YANMAR 2.6L, 3.0L AND 3.3L DIESEL - WITHOUT AUXILIARY INTAKE SILENCER	5-4
AIR INTAKE SYSTEM	
PRE-CLEANER AND DUCT	5-11
ELECTRONIC PRESSURE REGULATOR ASSEMBLY	
MAZDA 2.2L LPG	5-20
ELECTRONIC PRESSURE REGULATOR KIT	
MAZDA 2.2L LPG	5-22
FUEL FILTER AND WATER SEPARATOR	
YANMAR 2.6L , 3.0L AND 3.3L, DIESEL	5-26
FUEL INJECTION SYSTEM	
YANMAR 2.6L , 3.0L AND 3.3L, DIESEL	5-28
FUEL SUPPLY SYSTEM	
MAZDA 2.2L LPG	5-14
FUEL SYSTEM	
KUBOTA 2.5L LPG	5-38
MAZDA 2.2L LPG	5-12
YANMAR 2.6L , 3.0L AND 3.3L, DIESEL	5-24
FUEL SYSTEM HOSES AND ATTACHING PARTS	
MAZDA 2.2L LPG	5-16
LPG BRACKET ASSEMBLY	
SWING OUT DROP DOWN WITH TWIN STEEL STRAPS (S/N N177B01665M →)	5-46
SWING OUT WITH FABRIC STRAP	5-50
SWING OUT, DROP DOWN WITH FABRIC STRAP	5-52
LPG FUEL GROUP KUBOTA	
PREMIUM LOW FUEL SENSOR - SECTION 1 OF 2	5-39
PREMIUM LOW FUEL SENSOR - SECTION 2 OF 2	5-40
STANDARD LOW FUEL SENSOR - SECTION 1 OF 2	5-42
STANDARD LOW FUEL SENSOR - SECTION 2 OF 2	5-44
MIXER AND THROTTLE BODY ASSEMBLY	
MAZDA 2.2L LPG	5-18
THROTTLE CABLE ASSEMBLY	
YANMAR 2.6L, 3.0L AND 3.3L, DIESEL	5-32
THROTTLE PEDAL ASSEMBLY AND ATTACHING PARTS	
MONOTROL	5-36
STANDARD PEDAL	5-34
THROTTLE POSITION SENSOR AND ATTACHING PARTS	
YANMAR 2.6L , 3.0L AND 3.3L, DIESEL	5-30

**AIR INTAKE AND FILTER SYSTEM
MAZDA 2.2L – LPG**

ITEM	PART NO.	DESCRIPTION	QTY
1	1501888	Pre-Cleaner	1
2	1677793	Air Duct	1
3	1394008	Hose Clamp	1
4	1581438	Elbow	1
5	1581439	Retainer (Elbow)	1
6	1502079	Grommet	1
7	112989	Hose Clamp	3
8	1501835	Hose	1
9	1501629	Sensor (Airflow)	1
10	1530243	Insert	3
11	4109993 1527879	Capscrew	2
12	1583611	Capscrew	3
13	1501848	Bracket	1
14	4611248	Air Filter (☞ Figure 5-5).....	1
15	1502034	Hose	1
16	2071261	Capscrew	2
17	1506738	Washer	2
18	2067476	Grill	1
19	1531558	Insert	2
20	1677833	Screw (Pre-Cleaner Mounting)	3
	a 1704793	End Plug (OHG Leg)	1

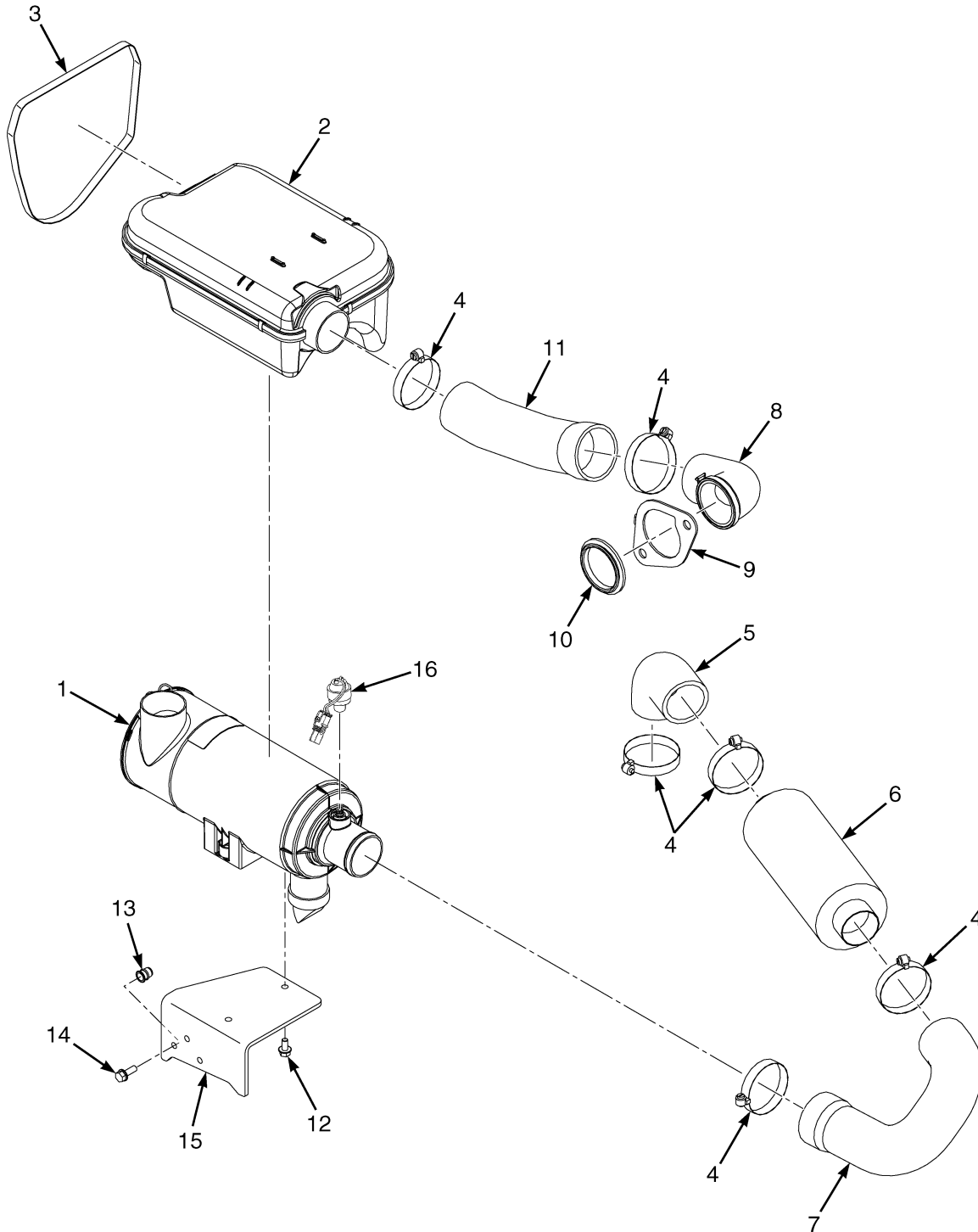
FOOTNOTES:**a** Not Illustrated

AIR INTAKE AND FILTER SYSTEM
YANMAR 2.6L, 3.0L AND 3.3L DIESEL – WITHOUT AUXILIARY INTAKE SILENCER

ITEM	PART NO.	DESCRIPTION	QTY
1	1501888	Pre-Cleaner (☞ Figure 5-6).....	1
2	1677793	Air Duct	1
3	1394008	Hose Clamp	4
4	1581438	Elbow	1
5	1581439	Retainer (Elbow)	1
6	1502079	Grommet	1
7	2075783	Hose (Clean Air)	1
8	17652	Fitting	1
9	1565212	Hose (Dirty Air)	1
10	1531558	Insert	2
11	1530243	Insert	3
12	4109993		
	1527879	Capscrew	2
13	1583611	Capscrew	3
14	4034386	Bracket (Alternate Part)	1
15	4612945	Air Filter (☞ Figure 5-5).....	1
16	1636797	Strap	1
17	2102226	Silencer	1
17	2092848	Clip	6
17	15871	O-Ring	1
18	2071261	Capscrew	2
19	1506738	Washer	2
20	2067476	Grill	1
21	165991	Indicator (Restriction)	1
22	16150	Fitting	1
	a 1704793	End Plug (OHG Leg)	1
	a 1677833	Screw (Pre-Cleaner Mounting)	3

FOOTNOTES:**a** Not Illustrated

AIR INTAKE AND FILTER SYSTEM (FIGURE 5-3) YANMAR 2.6L 3.0L AND 3.3L — WITH AUXILIARY INTAKE SILENCER



BP130311

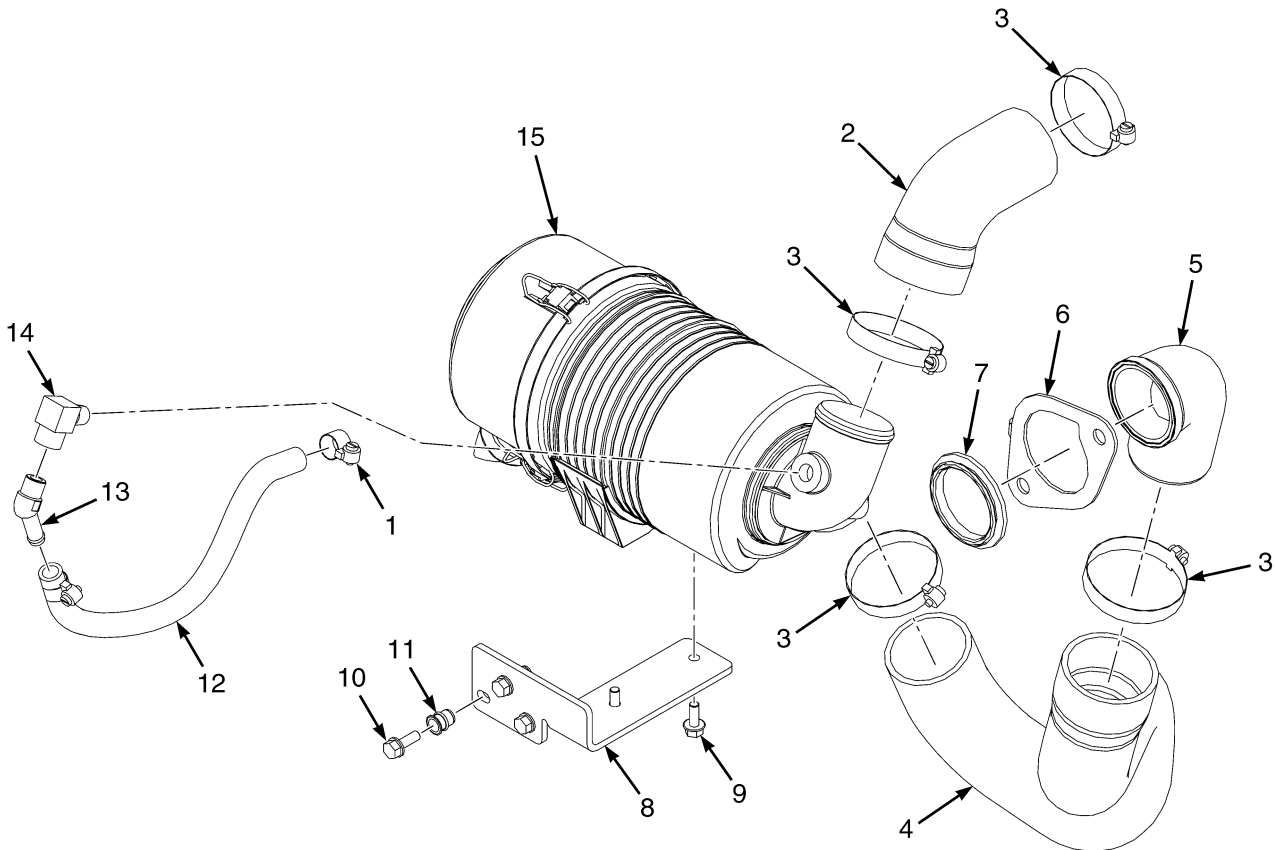
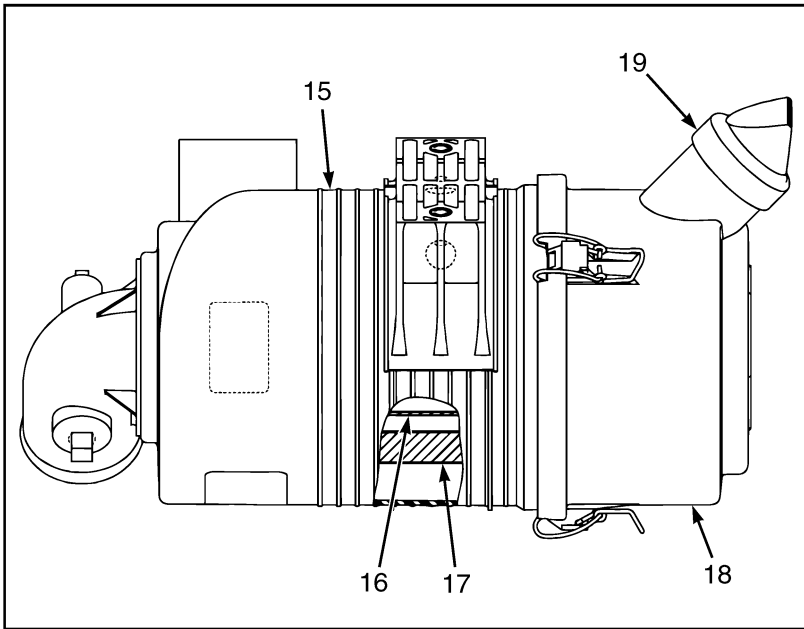
AIR INTAKE AND FILTER SYSTEM
YANMAR 2.6L 3.0L AND 3.3L – WITH AUXILIARY INTAKE SILENCER

ITEM	PART NO.	DESCRIPTION	QTY
1	4612945	Air Filter (☞ Figure 5-5).....	1
2	2102226	Silencer	1
3	1636797	Strap	1
4	1394008	Hose Clamp	6
5	4607510	Hose (Clean Air)	1
6	4607291	Air Inlet (Silencer)	1
7	4607511	Hose (Clean Air)	1
8	1581438	Elbow	1
9	1581439	Retainer	1
10	1502079	Grommet	1
11	1565212	Hose	1
12	4109993		
	1527879	Capscrew	2
13	1530243	Insert	3
14	1583611	Capscrew	3
15	1501849	Bracket	1
15	4034386	Bracket (Alternate Part)	1
16	1529257	Sensor (Air Flow Restriction)	1
	a 16151	Fitting (Air Flow Sensor)	1

FOOTNOTES:

a Not Illustrated

AIR INTAKE AND FILTER SYSTEM (FIGURE 5-4) KUBOTA 2.5L LPG

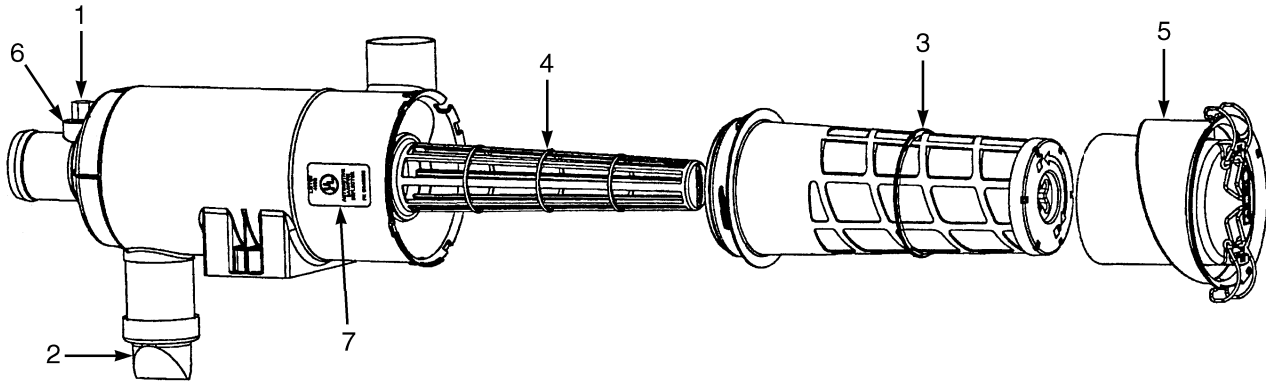


BP130476

**AIR INTAKE AND FILTER SYSTEM
KUBOTA 2.5L LPG**

ITEM	PART NO.	DESCRIPTION	QTY
1	130845	Clamp	2
2	4630920	Hose	1
3	1394008	Hose Clamp	4
4	4626640	Hose	1
5	4078122	Elbow	1
6	1581439	Retainer	1
7	1502079	Grommet	1
8	4069504	Bracket	1
9	1527880	Capscrew	2
10	1583611	Capscrew	3
11	1530243	Insert	3
12	4628517	Hose	1
13	16764	Fitting	1
14	16143	Fitting	1
15	4623647	Air Filter	1
16	1452112	Filter Element	1
17	1377080	Filter Assembly (Air Round)	1
18	1377081	Cover	1
19	374923	Valve	1

AIR FILTER ASSEMBLY (FIGURE 5-5) MAZDA-LPG AND YANMAR-DIESEL

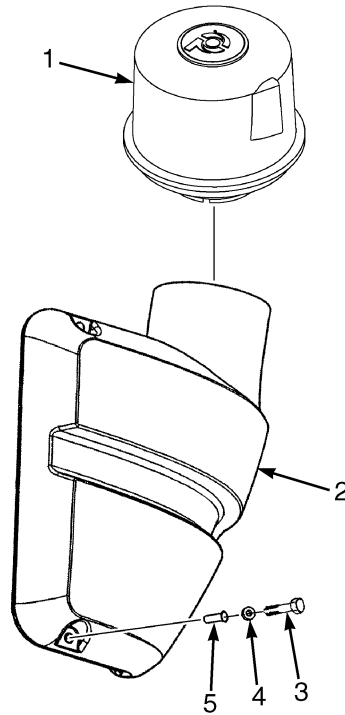


HP091227

KEY:
A: Yanmar Diesel
B: Mazda LPG

ITEM	PART NO.	DESCRIPTION	QTY	
			A	B
	4611248	Air Filter	1
	4612945	Air Filter	1	..
1	141331	Cap	1	1
2	374923	Valve	1	1
3	1559418	Filter Element	1
3	1574111	Filter Element	1	..
4	1559419	Guide (With O-Ring)	1
4	1574260	Liner (With O-Ring)	1	..
5	1559420	Cover	1
5	1687933	Cover	1	..
6	4030497	Connector (Pipe Nipple)	1	1
	2095890	Label (Air Filter Installation)	1	1

**AIR INTAKE SYSTEM (FIGURE 5-6)
PRE-CLEANER AND DUCT**



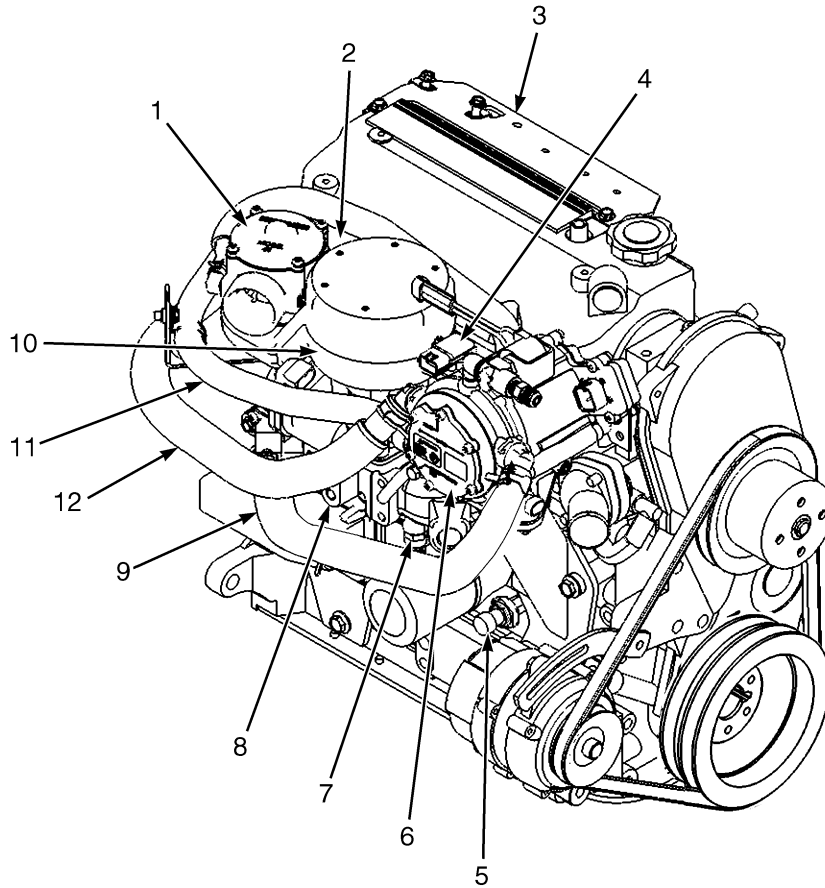
BP130092

ITEM	PART NO.	DESCRIPTION	QTY
1	1501888	Pre-Cleaner	1
2	1677793	Air Duct	1
3	2071261	Capscrew	2
4	1506738	Washer	2
5	1531558	Insert	2
	a 1677833	Screw (Pre-Cleaner Mounting)	1
	a 1704793	End Plug (OHG Leg)	1

FOOTNOTES:

a Not Illustrated

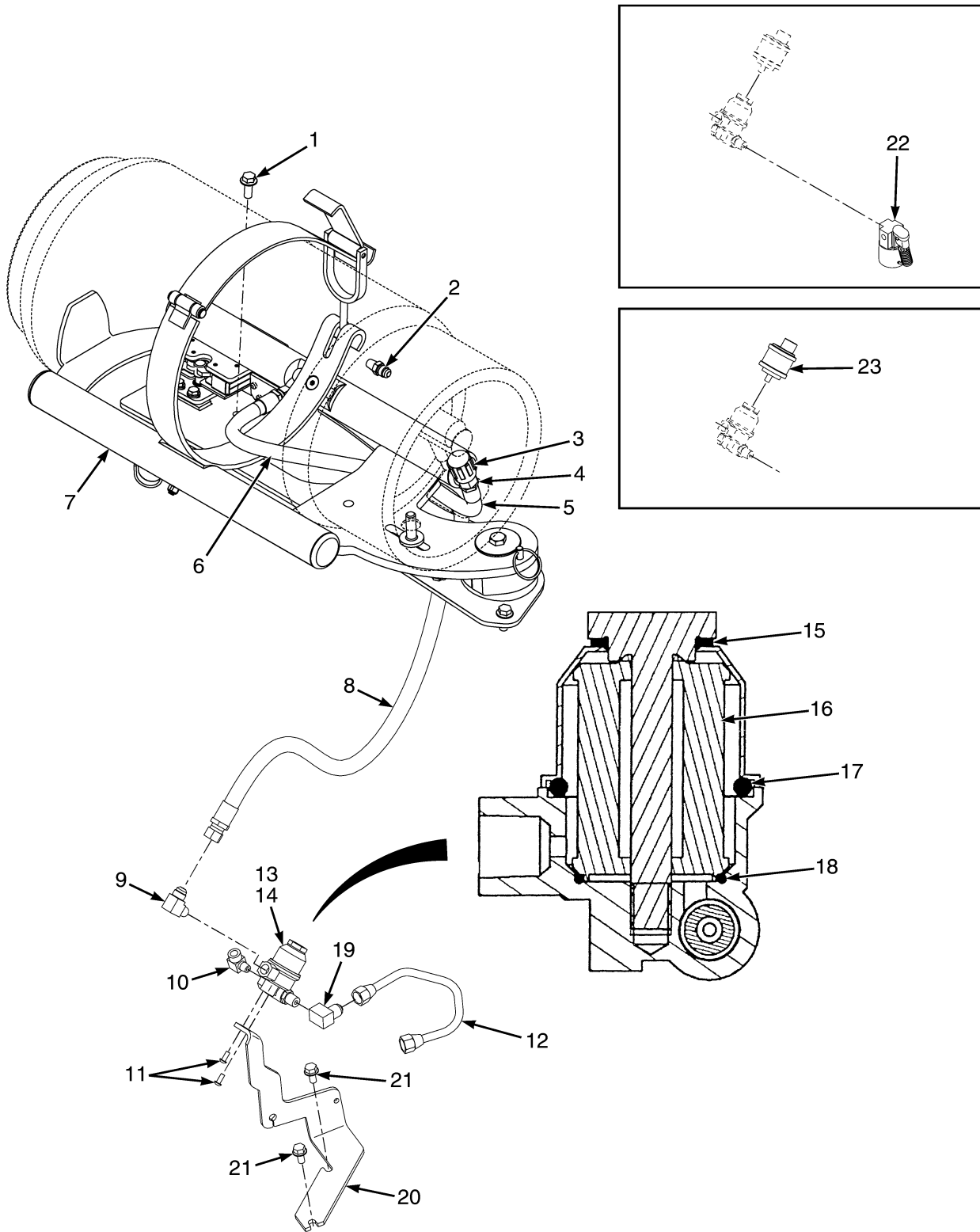
FUEL SYSTEM (FIGURE 5-7) MAZDA 2.2L LPG



BP130244

ITEM	PART NO.	DESCRIPTION	QTY
1	1650758	Mixer (☞ Figure 5-10).....	1
2	1539962	Sensor (Air Temperature)	1
3	1650507	Bracket (Relay)	1
4	1548352	Sensor (Boost, M.A.P.)	1
5	4016652	Pressure Transducer	1
5	1650506	Adapter	1
6	1701813	Pressure Regulator (EPR)	1
7	4001804	Sensor (Temperature)	1
8	4616333	Engine Control Module	1
9	1650784	Hose (RH) (Cooling)	1
10	4097613	Throttle Body	1
11	1650781	Hose	1
12	1687184	Hose	1

FUEL SUPPLY SYSTEM (FIGURE 5-8) MAZDA 2.2L LPG



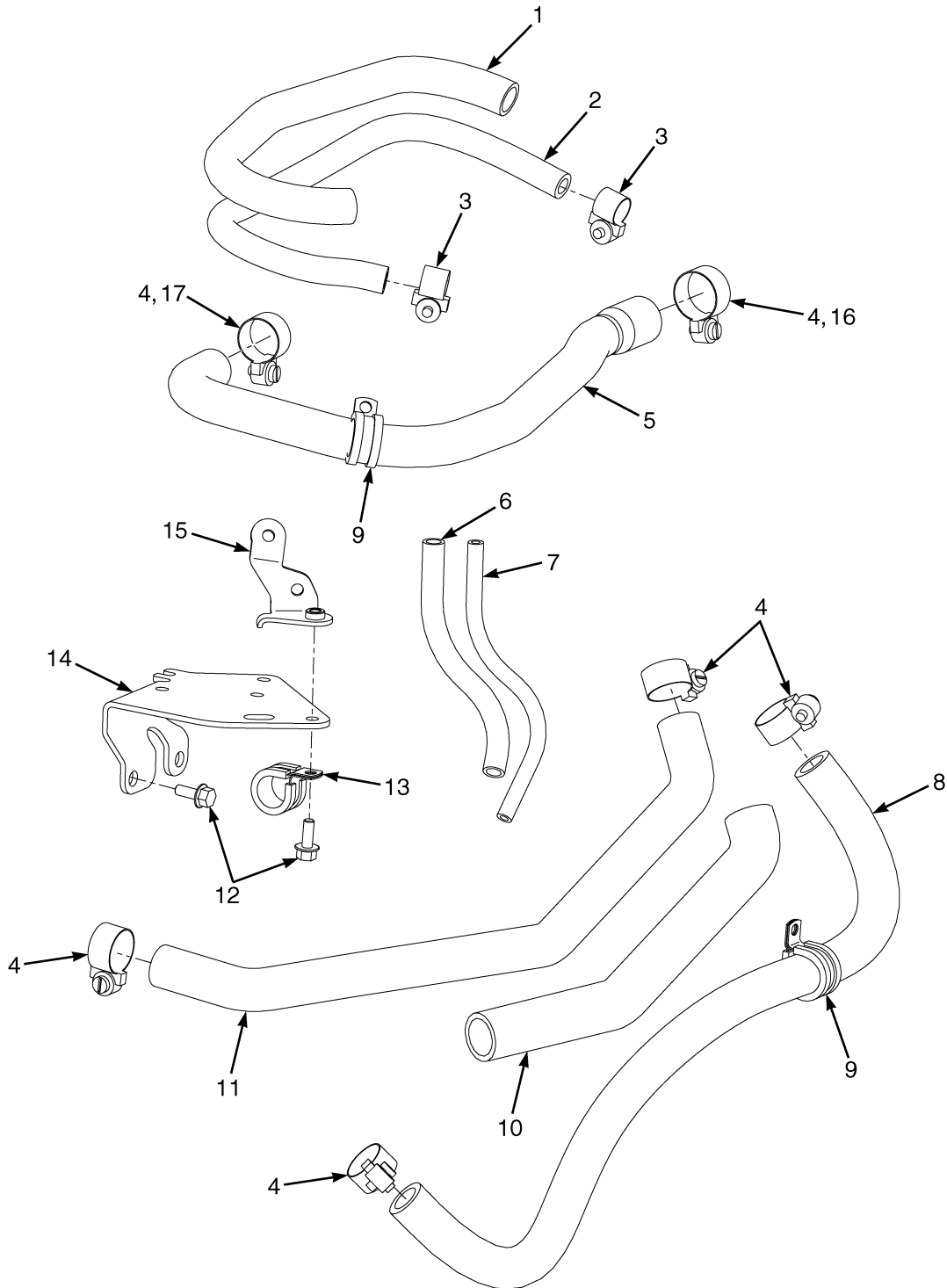
BP130475

**FUEL SUPPLY SYSTEM
MAZDA 2.2L LPG**

ITEM	PART NO.	DESCRIPTION	QTY
1	1586013	Capscrew	6
2	16134	Fitting	2
3	97999	Fitting	1
4	16863	Fitting	1
5	4619094	Hose Assy (With Fabric Strap)	1
5	4635042	Hose Assy (With Steel Twin Strap)	1
6	4619574	Hose Assy (With Fabric Strap/Drop Down)	1
6	4619095	Hose Assy (With Fabric Strap/Swingout)	1
6	4635043	Hose Assy (With Steel Twin Strap)	1
7	4102141	LPG Tank Bracket (Swing Out/Drop Down With Twin Straps) (☞Figure 5-25).....	1
7	4067493	LPG Tank Bracket (Swing Out With Fabric Strap) (☞Figure 5-26).....	1
7	4067495	LPG Tank Bracket (Swing Out/Drop Down With Fabric Strap) (☞Figure 5-27).....	1
8	2072300	Hose Assy	1
8	4635076	Hose Assy (With Steel Twin Straps)	1
9	14358	Fitting	1
10	b 16151	Fitting	1
10	a 14349	Fitting (Pipe Plug) (Not Shown)	1
11	296152	Capscrew	2
12	2090361	Hose Assy	1
12	4635077	Hose Assy (With Steel Twin Straps)	1
13	2105803	Fuel Filter (LPG)	1
14	1689544	Kit-Filter Element	1
15	O-Ring	1
16	Filter Element	1
17	O-Ring	1
17	Seal	1
18	O-Ring	1
19	b 14372	Fitting	1
20	4000330	Bracket	1
21	1529366	Capscrew	2
22	a 1662253	Sensor (Vapor)	1
23	1501970	Pressure Switch (Low Fuel)	1

FOOTNOTES:**a** For use only with premium low fuel sensor.**b** For use only without premium low fuel sensor.

FUEL SYSTEM HOSES AND ATTACHING PARTS (FIGURE 5-9) MAZDA 2.2L LPG

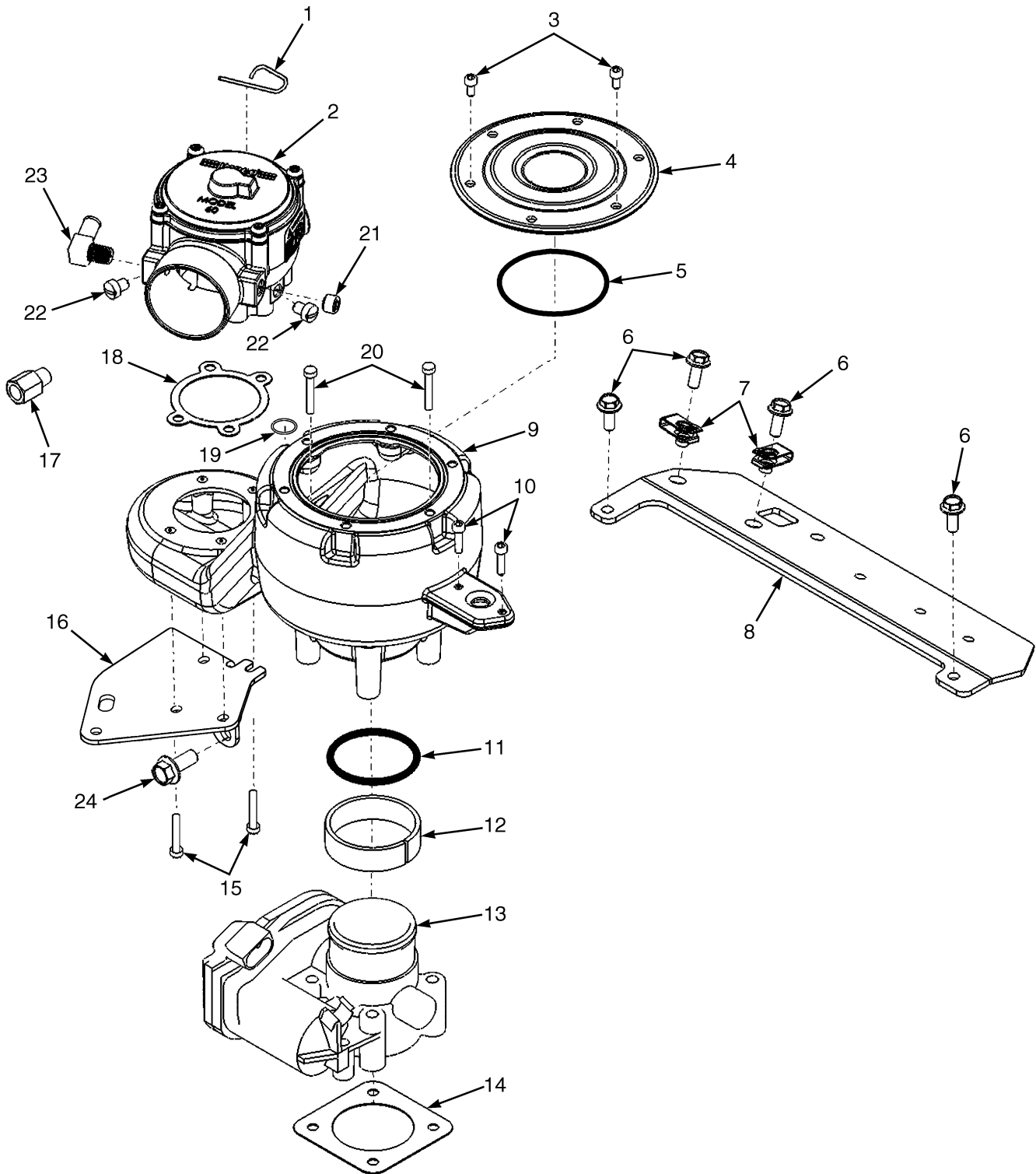


BP130256

**FUEL SYSTEM HOSES AND ATTACHING PARTS
MAZDA 2.2L LPG**

ITEM	PART NO.	DESCRIPTION	QTY
1	1650780	Hose Conduit	1
2	1650779	Hose (Vacuum Balance)	1
3	1614770	Hose Clamp	2
4	4015021	Hose Clamp	4
5	1650781	Hose (Fuel)	1
6	1650791	Hose Conduit	1
7	1650785	Hose (Vacuum)	1
8	1650784	Hose (RH) (Cooling) (5/8")	1
9	1653901	Clamp	2
10	1653904	Hose Conduit	1
11	1687184	Hose (5.8")	1
12	1558432	Bolt	2
13	1653900	Clamp	1
14	1650762	Bracket	1
15	1650789	Bracket	1
16	4015023	Hose Clamp	1
17	4015022	Hose Clamp	1

MIXER AND THROTTLE BODY ASSEMBLY (FIGURE 5-10) MAZDA 2.2L LPG

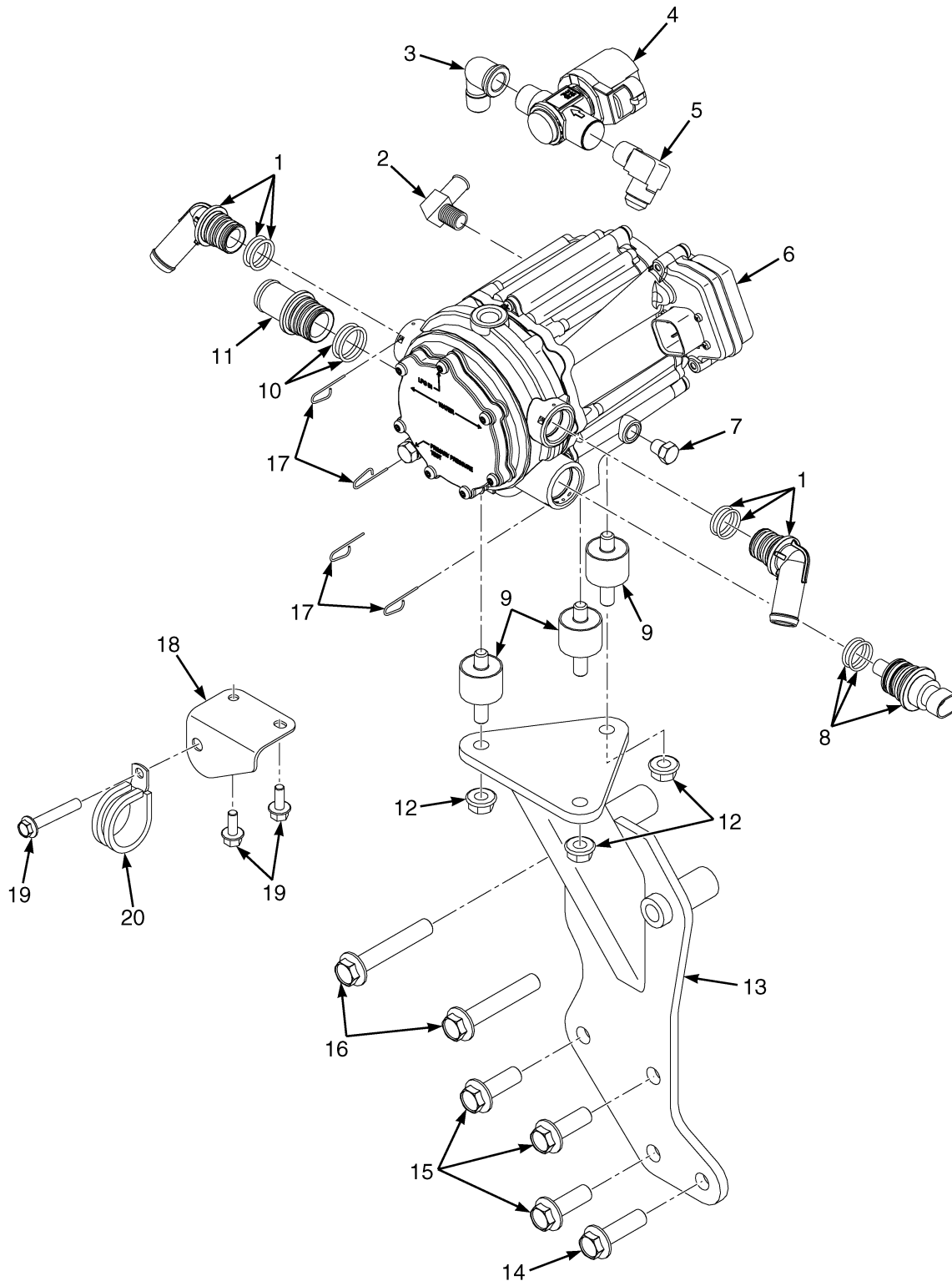


BP130295

**MIXER AND THROTTLE BODY ASSEMBLY
MAZDA 2.2L LPG**

ITEM	PART NO.	DESCRIPTION	QTY
1	1558161	Pin	1
2	1650758	Mixer	1
3	296508	Screw	6
4	1650760	Cover	1
5	1650400	O-Ring	1
6	1558432	Bolt	6
7	1650402	Nut	2
8	1650507	Bracket (Relay)	1
9	1650761	Adapter	1
10	1558170	Screw	2
11	1650405	O-Ring	1
12	1650407	Sleeve	1
13	4097613 1650404	Throttle Body	1
14	1650504	Gasket (Throttle Body)	1
15	1650757	Screw	4
16	1650762	Bracket	1
17	1650506	Adapter	1
18	204787	Gasket	1
19	1650403	Seal	1
20	1682881	Screw	4
21	1682882	Plug	1
22	326926	Screw	2
23	1361164	Fitting	1
24	1682883	Screw	1

ELECTRONIC PRESSURE REGULATOR ASSEMBLY (FIGURE 5-11) MAZDA 2.2L LPG

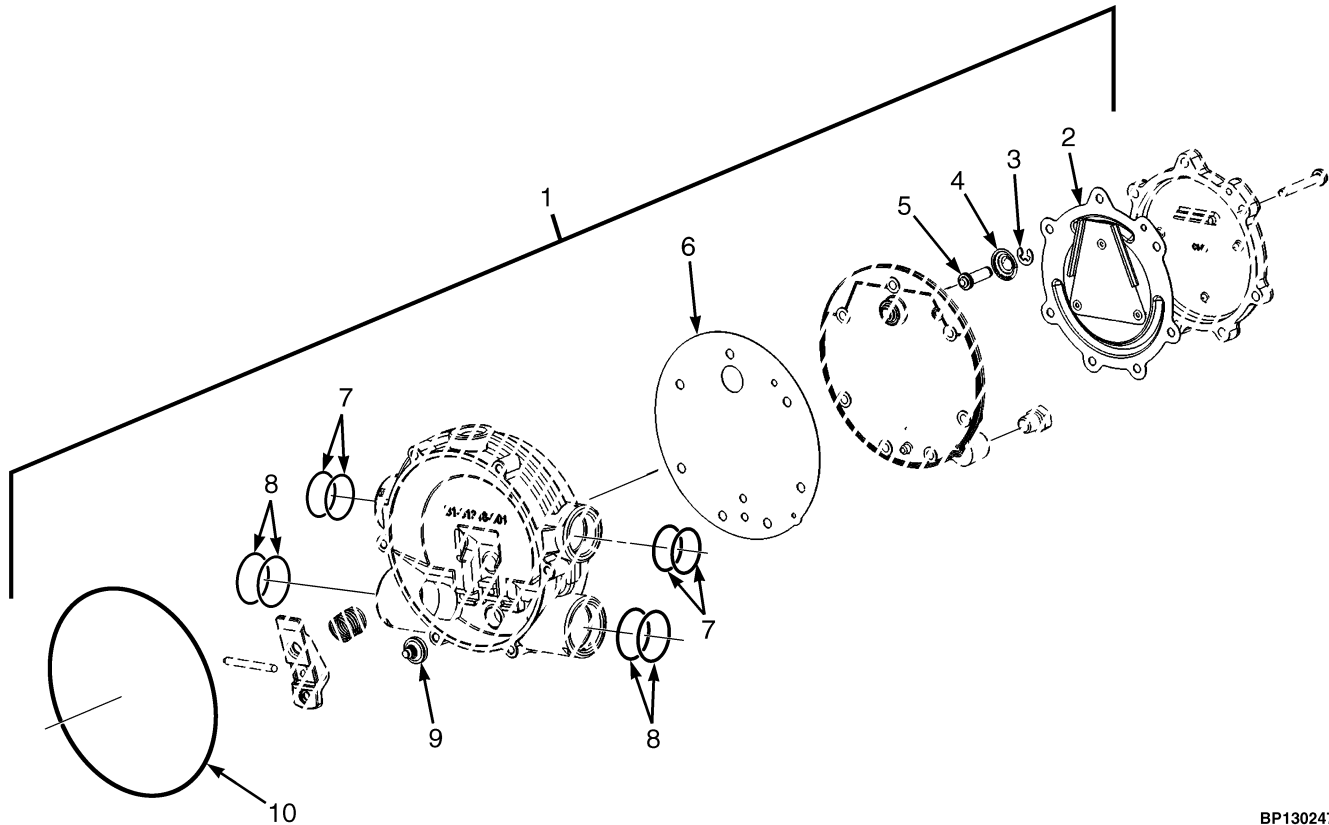


BP130451

**ELECTRONIC PRESSURE REGULATOR ASSEMBLY
MAZDA 2.2L LPG**

ITEM	PART NO.	DESCRIPTION	QTY
1	1558176	Fitting	2
2	1361164	Fitting	1
3	1650769	Fitting	1
4	4040480	LPG Lock-Off	1
5	1650770	Fitting	1
6	1701813		
	1650764	Pressure Regulator	1
6	1650778	Kit-Repair (EPR)	1
7	1682882	Plug	1
8	1672800	Sensor	1
8	1650777	O-Ring	2
9	1650766	Mount (Vibration)	3
10	1603857	O-Ring	2
11	1650763	Fitting	1
12	1502543	Nut (Flange)	3
13	1650772	Bracket	1
14	1650767	Screw	1
15	1650870	Screw	3
16	1650773	Screw	2
17	1558161	Pin	4
18	1653902	Bracket	1
19	1527876	Capscrew	3
20	1653900	Clamp	1
	4043883	Kit-Valve (LPG Shutoff)	1

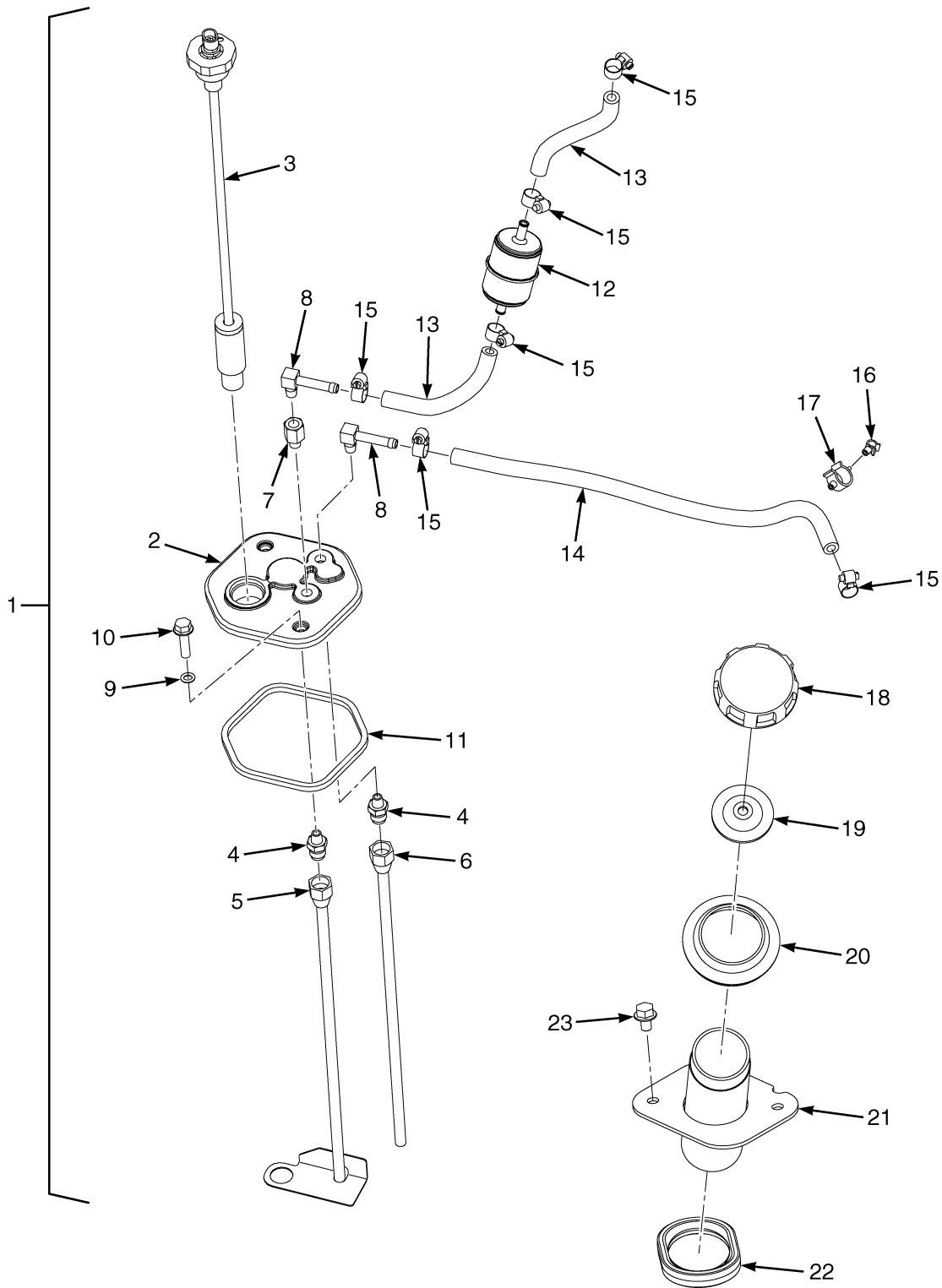
ELECTRONIC PRESSURE REGULATOR KIT (FIGURE 5-12) MAZDA 2.2L LPG



BP130247

ITEM	PART NO.	DESCRIPTION	QTY
1	1701813		
	1650764	Pressure Regulator (EPR)	1
2	Diaphragm (Not Serviced Separately)	1
3	1455304	E-Ring (Primary)	1
4	Spring (Not Serviced Separately)	1
5	1458764	Pin (Primary)	1
6	Gasket (Body Secondary)	1
7	1650777	O-Ring	4
8	1603857	O-Ring	4
9	Seat (Not Serviced Separately)	1
10	Clamp Plate Seal (Not Serviced Separately)	1
	1650778	Kit-Repair (EPR)	1

FUEL SYSTEM (FIGURE 5-13) YANMAR 2.6L , 3.0L AND 3.3L, DIESEL



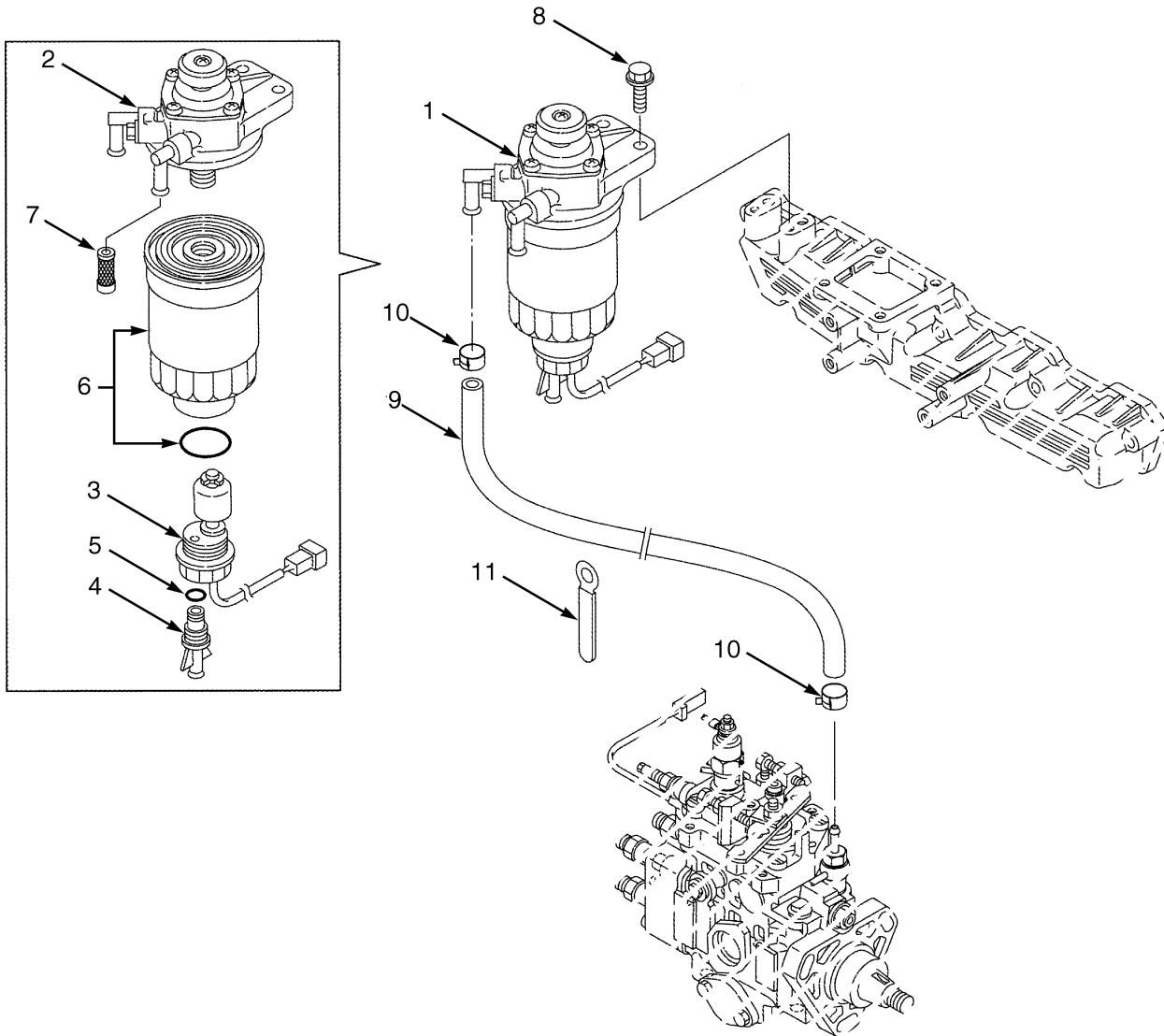
BP130323

FUEL SYSTEM
YANMAR 2.6L , 3.0L AND 3.3L, DIESEL

ITEM	PART NO.	DESCRIPTION	QTY
1	4053789	Fuel Sender	1
2	1532528	Cover	1
3	1501811	Fuel Sender	1
4	14303	Fitting	2
5	1532530	Tube Assembly	1
6	1532526	Tube	1
7	28584	Fitting	1
8	222480	Fitting	2
9	353000	O-Ring	2
10	1527881	Capscrew	2
11	1528893	Quad Ring	1
12	4617767	Fuel Filter	1
13	4621731	Hose	2
14	1301601	Hose	1
15	168718	Clamp	6
16	1542440	Clamp (Swivel)	1
17	1543691	Clamp (Swivel)	1
18	2081840	Fuel Cap	1
19	2021683	Gasket	1
20	1528608	Grommet	1
21	1564392	Pipe (Fill)	1
22	1593391	Seal	1
23	1529366	Capscrew	2
	a 2058000	Adhesive	1

FOOTNOTES:**a** Not Illustrated

FUEL FILTER AND WATER SEPARATOR (FIGURE 5-14) YANMAR 2.6L , 3.0L AND 3.3L, DIESEL

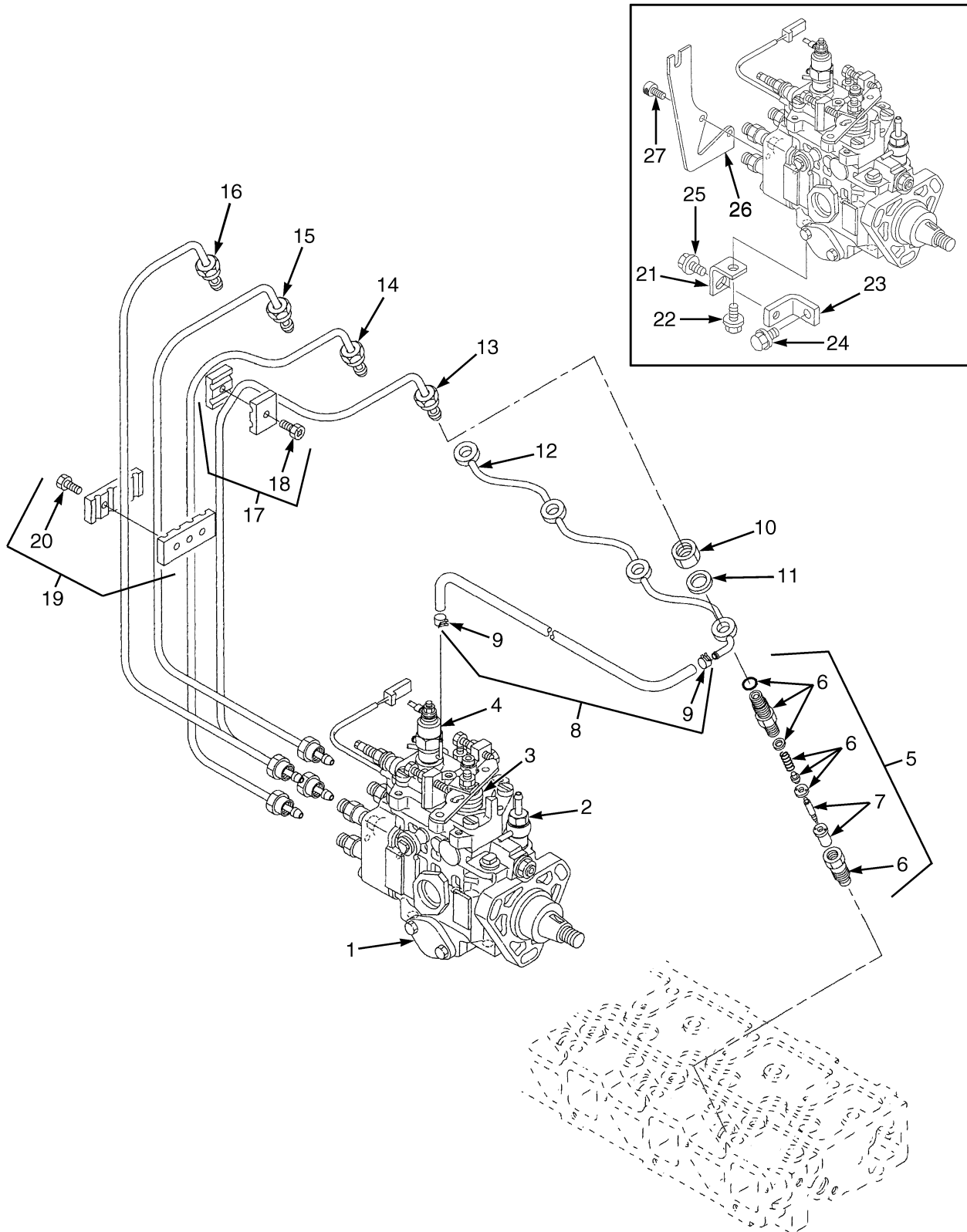


BP090212

**FUEL FILTER AND WATER SEPARATOR
YANMAR 2.6L , 3.0L AND 3.3L, DIESEL**

ITEM	PART NO.	DESCRIPTION	QTY
	4626066	Engine Assy-Diesel (Yanmar 2.6L Non-Emissions)	1
	4626064	Engine Assy-Diesel (Yanmar 3.3L Non-Emissions)	1
	4620796	Engine Assy-Diesel (Yanmar 3.0L)	1
1	1599833	Fuel Filter (2.6L)	1
1	2084448	Fuel Filter (3.0L, 3.3L)	1
2	1599834	Body (Primer Pump) (2.6L)	1
2	2084449	Filter Head (3.0L, 3.3L)	1
3	1599835	Sensor (2.6L)	1
3	2084450	Sensor (3.0L, 3.3L)	1
4	1599836	Drain Plug (2.6L)	1
4	2084451	Plug (3.0L, 3.3L)	1
5	1599837	O-Ring (2.6L)	1
5	2084452	O-Ring (3.0L, 3.3L)	1
6	1330033	Fuel Filter (Cartridge 10 micron) (2.6L)	1
6	2084453	Element Assy (3.0L, 3.3L)	1
7	1599839	Filter (2.6L)	1
8	1599801	Bolt	2
9	1599841	Tube Assy	1
10	1599842	Clamp	2
11	1599843	Clamp	2

FUEL INJECTION SYSTEM (FIGURE 5-15) YANMAR 2.6L , 3.0L AND 3.3L, DIESEL



BP090190

FUEL INJECTION SYSTEM
YANMAR 2.6L , 3.0L AND 3.3L, DIESEL

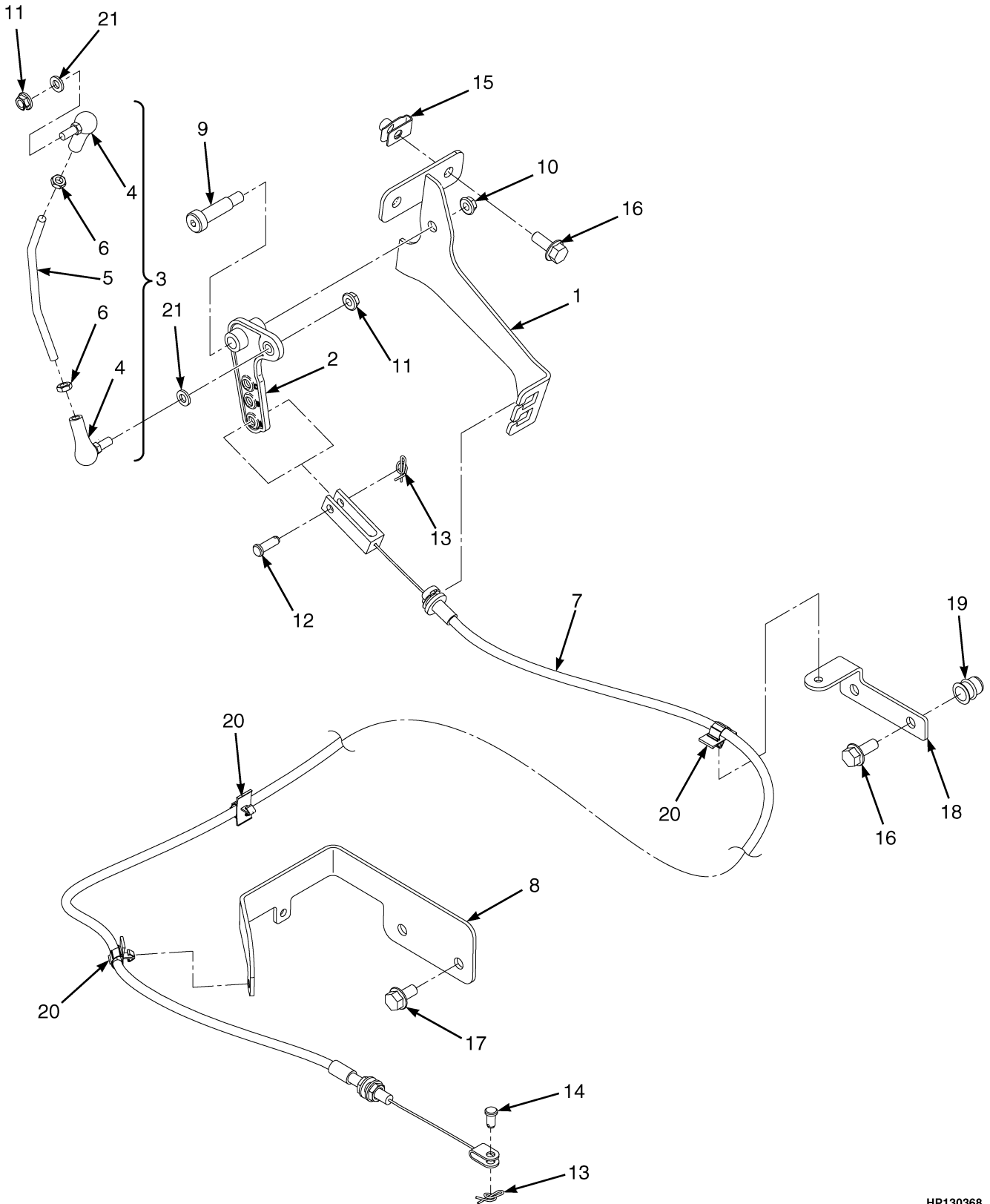
ITEM	PART NO.	DESCRIPTION	QTY
	4626066	Engine Assy-Diesel (Yanmar 2.6L Non-Emissions)	1
	4626064	Engine Assy-Diesel (Yanmar 3.3L Non-Emissions)	1
	4620796	Engine Assy-Diesel (Yanmar 3.0L)	1
1	1708457	Fuel Pump Assembly (Injection 2.6L) (2.6L)	1
1	4068203	Fuel Pump (3.0L)	1
1	1689747	Fuel Pump (3.3L)	1
2	1608616	Solenoid (Fuel Shut-Off)	1
2	1608617	O-Ring	1
3	4021384	Spring (Yanmar 2.6L)	1
4	1597644	Solenoid Valve (Cold Start)	1
4	1600093	O-Ring	1
5	1599818	Injector	4
6	1599820	Retainer	1
7	1599819	Nozzle	1
8	1599828	Tube Assy	1
9	1599829	Clamp	2
10	1599832	Nut	4
11	1599831	Gasket	4
12	1599830	Tube Assy (Fuel Return)	1
13	1599827	Tube Assy (#4)	1
14	1599826	Tube Assy (#3)	1
15	1599825	Tube Assy (#2)	1
16	1599824	Tube Assy (#1)	1
17	1599821	Retainer	2
18	1599822	Bolt	1
19	1599823	Retainer	1
20	1599822	Bolt	2
21	1599909	Retainer	1
22	1599911	Bolt	1
23	1599910	Bracket	1
24	1599913	Bolt	1
25	1599912	Bolt	1
26	1599907	Bracket	1
27	1599908	Bolt	2
	1599898	Kit-Gasket (2.6L Engine Complete)	1
	4068363	Gasket -Kit (3.0L)	1
	1689744	Kit-Gasket (Complete Engine) (3.3L)	1

THROTTLE POSITION SENSOR AND ATTACHING PARTS
YANMAR 2.6L , 3.0L AND 3.3L, DIESEL

ITEM	PART NO.	DESCRIPTION	QTY
1	a 1709997	Bracket	1
1	b 4097551	Bracket	1
2	1527880	Capscrew	7
3	1553897	Capscrew	2
4	296378	Washer	2
5	292679	Washer	2
6	292668	Nut	2
7	2080376	Sensor (Hall Throttle Postion)	1
8	1616491	Bracket	1
9	2078335	Rotor	1
10	287816	Capscrew	2
11	302399	Nut	2
12	293762	Capscrew	2
13	a 1695108	Linkage	1
13	b 4633728	Linkage	1
14	2107187	Actuator	1
15	1502543	Nut (Flange)	4
16	1500912	Clip	1
16	1344124	Fastener	1
17	1529366	Capscrew	2

FOOTNOTES:**a** → S/N N177B02740M**b** S/N N177B02741M →

THROTTLE CABLE ASSEMBLY (FIGURE 5-17) YANMAR 2.6L, 3.0L AND 3.3L, DIESEL

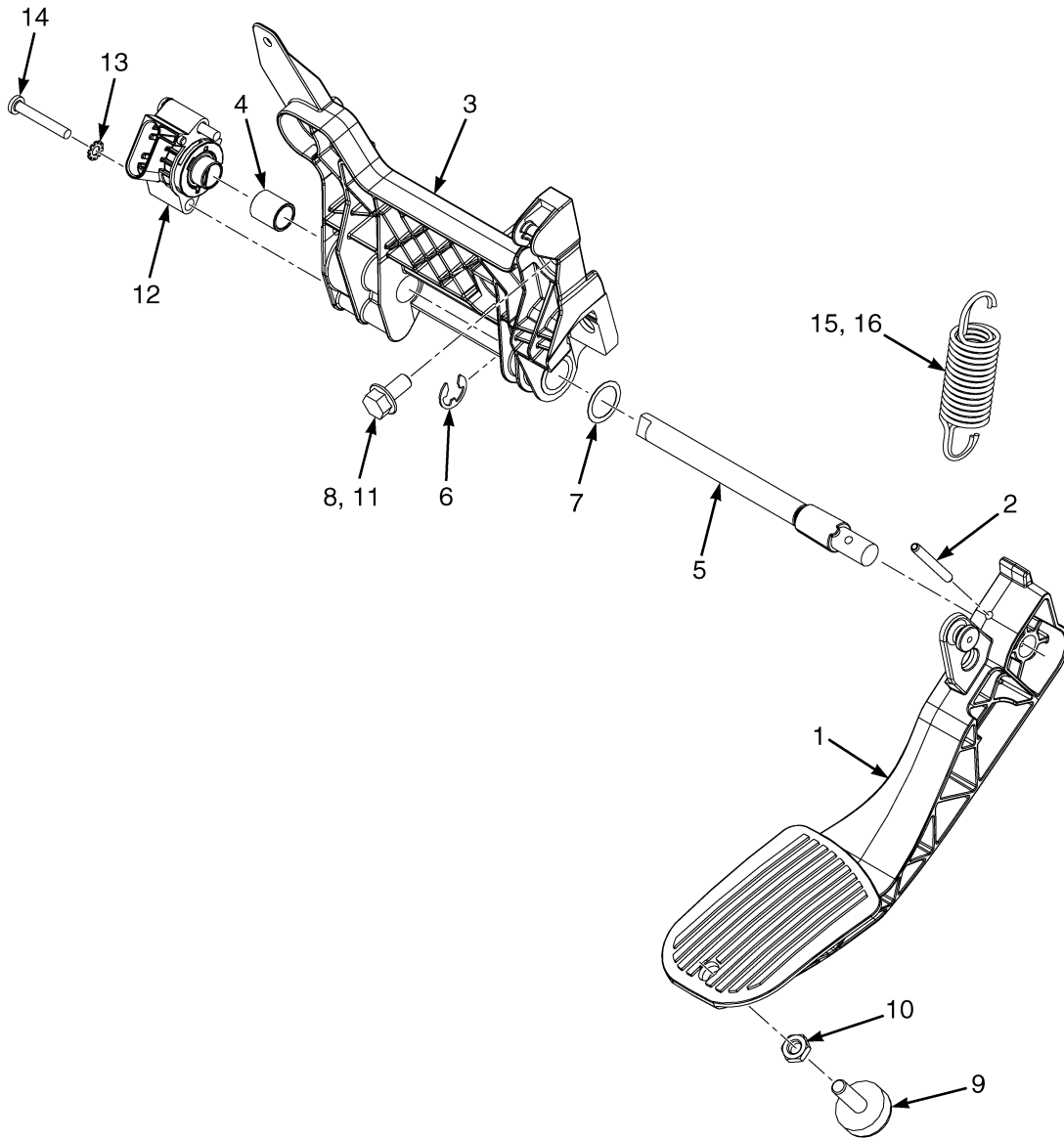


HP130368

THROTTLE CABLE ASSEMBLY
YANMAR 2.6L, 3.0L AND 3.3L, DIESEL

ITEM	PART NO.	DESCRIPTION	QTY
1	1539298	Bracket (Throttle Cable)	1
2	1538162	Bellcrank	1
3	1538782	Push Rod Assembly	1
4	2027949	Ball Joint	2
5	1538490	Push Rod	1
6	2308541	Nut	2
7	2067396	Throttle Cable	1
8	1542500	Bracket	1
9	1399802	Bolt	1
10	302400	Nut	1
11	1514429	Nut	2
12	126	Pin	1
13	1517361	Locking Ring Cotter Pin	2
14	128263	Pin	1
15	1480237	Nut	2
16	1510113	Capscrew	2
17	4109993 1527879	Capscrew	4
18	1542082	Bracket	1
19	1530243	Insert	2
20	1562088	Clip	3
21	4093489 320156	Washer	2

THROTTLE PEDAL ASSEMBLY AND ATTACHING PARTS (FIGURE 5-18) STANDARD PEDAL

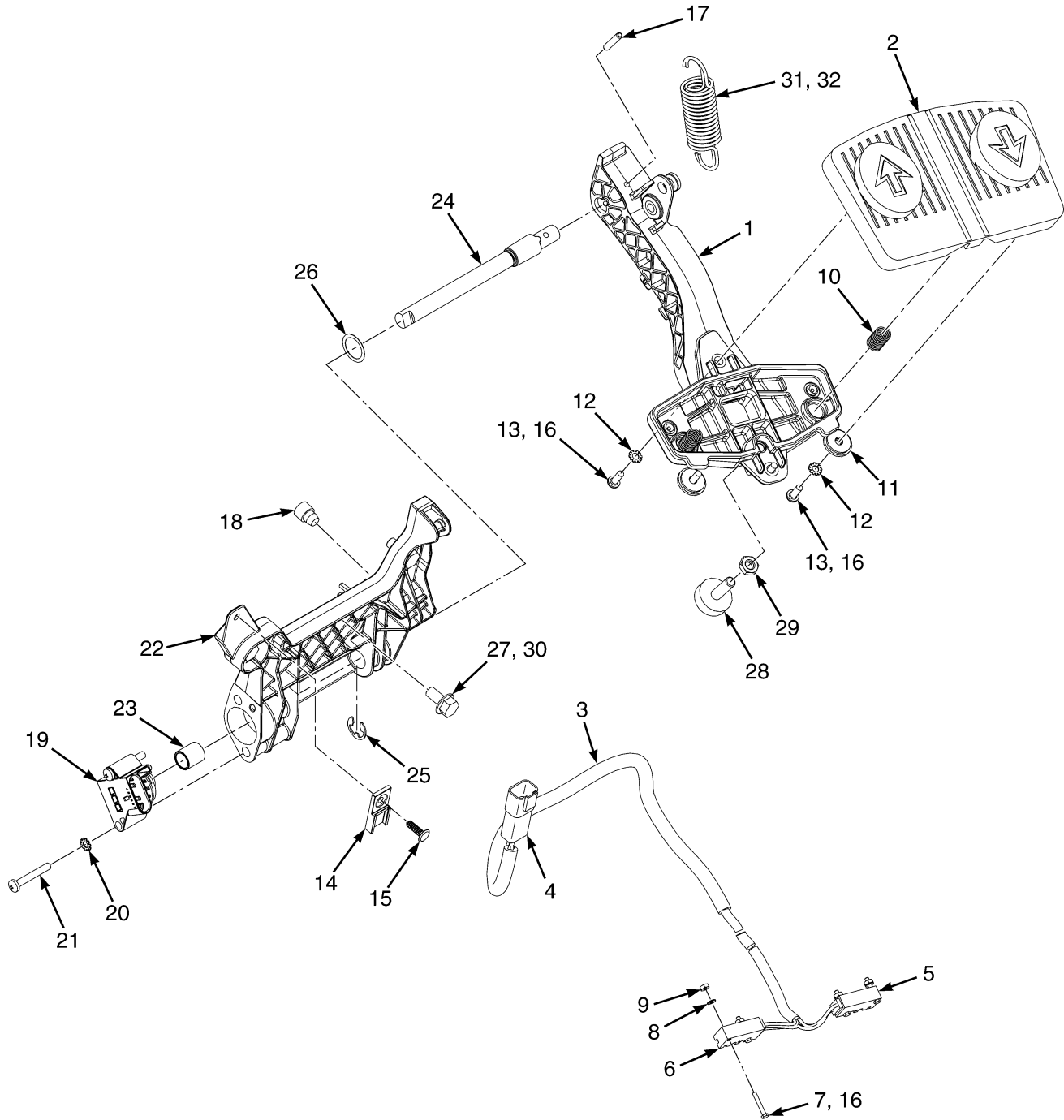


BP130362

**THROTTLE PEDAL ASSEMBLY AND ATTACHING PARTS
STANDARD PEDAL**

ITEM	PART NO.	DESCRIPTION	QTY
1	2071181	Pedal (Standard)	1
2	302443	Roll Pin	1
3	1538488	Throttle Plate	1
3	1654411	Throttle Plate	1
3	4051924	Base Assembly (Throttle)	1
3	4615964	Molding	1
4	1524267	Bushing	1
5	1521005	Shaft	1
5	1654754	Shaft	1
6	1530971	E-Ring	1
7	1654156	Shim	AR
8	4109993 1527879	Capscrew	3
9	1530311	Screw (Stop)	1
10	329069	Nut	1
11	251099	Loctite	AR
12	2063842	Sensor (Hall Throttle Position)	1
13	296378	Washer	2
14	1564752	Capscrew	2
15	1582301	Spring (Inner)	1
16	1582300	Spring (Outer)	1

THROTTLE PEDAL ASSEMBLY AND ATTACHING PARTS (FIGURE 5-19) MONOTROL

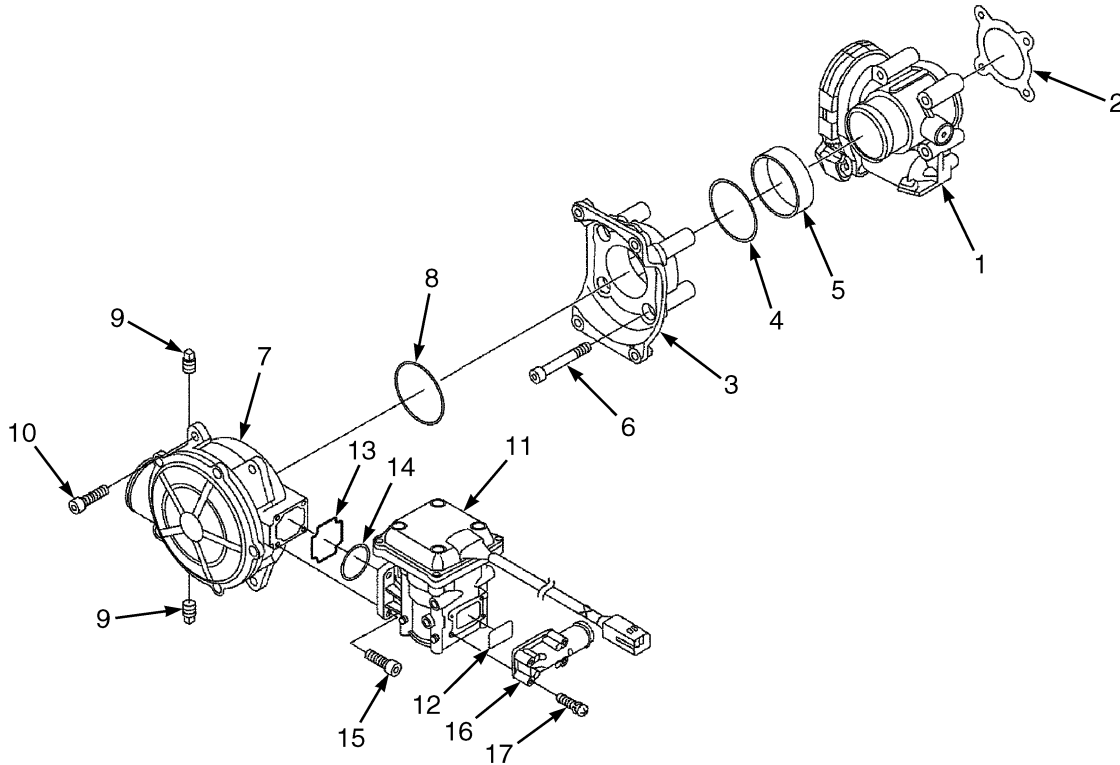


BP130363

**THROTTLE PEDAL ASSEMBLY AND ATTACHING PARTS
MONOTROL**

ITEM	PART NO.	DESCRIPTION	QTY
	4051938	Pedal Assy (Monotrol)	1
1	2074702	Pedal	1
2	1340470	Pad	1
3	2072782 4634485	Wire Harness	1
4	Connector Assembly (To Cowl Harness)	1
4	1489655	Connector (4 Way)	1
4	1330416	Connector	1
4	1531312	Terminal	4
5	Switch (Reverse)	1
6	Switch (Forward)	1
7	220428	Screw	4
8	53162	Lockwasher	4
9	16865	Nut	4
10	325699	Spring	2
11	4040523	Washer (Bonded)	2
12	15931	Lockwasher	2
13	16708	Screw	2
14	1500912	Clip	1
15	1582464	Fastener	1
16	360387	Loctite	AR
17	302437	Roll Pin	1
18	4031769	Isolator (Throttle Pedal)	1
19	2063842	Sensor (Hall Throttle Position) (To Cowl Harness)	1
20	296378	Washer	2
21	1564752	Capscrew	2
22	4051924	Base Assembly (Throttle)	1
22	4615964	Molding	1
23	1524267	Bushing	1
24	1654754	Shaft	1
25	1530971	E-Ring	1
26	1654156	Shim	AR
27	4109993 1527879	Capscrew	3
28	1530311	Screw (Stop)	1
29	329069	Nut	1
30	251099	Loctite	AR
31	1582301	Spring (Inner)	1
32	1582300	Spring (Outer)	1

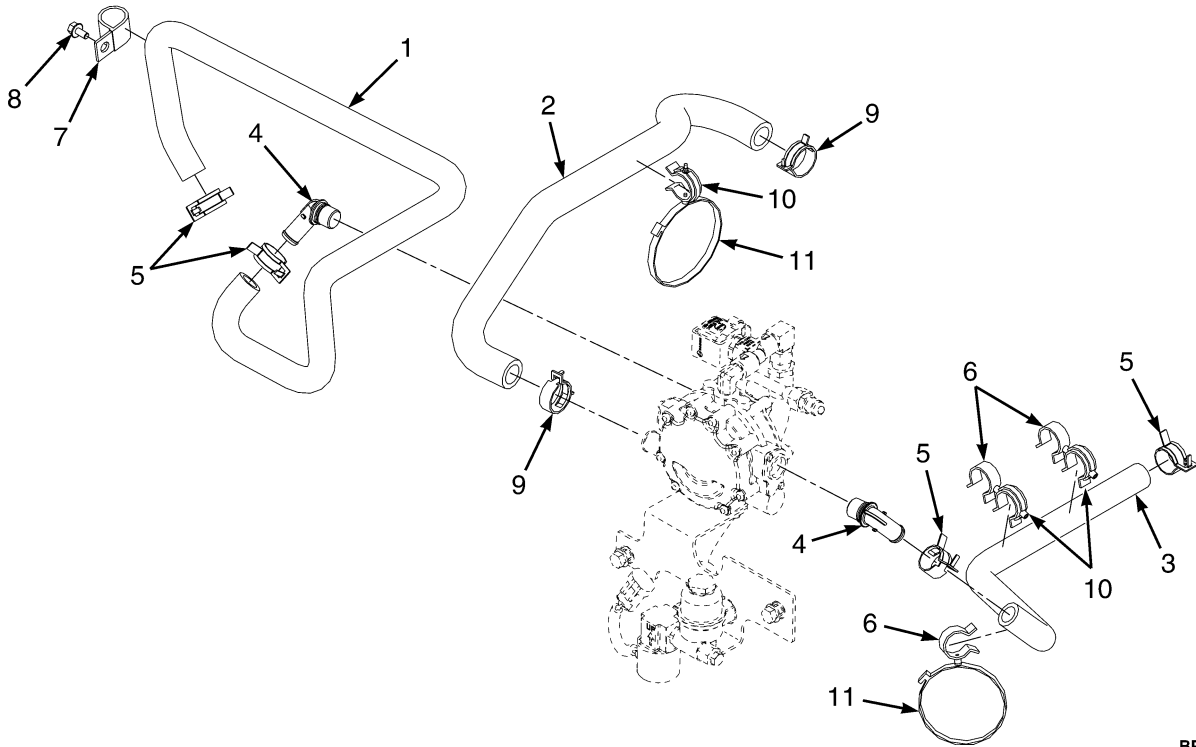
FUEL SYSTEM (FIGURE 5-20) KUBOTA 2.5L LPG



BP130445

ITEM	PART NO.	DESCRIPTION	QTY
	4628651	Engine Assy (With 280mm Fan Height)	1
1	4097643		
	1650404	Throttle Body	1
2	4097614	Gasket	1
3	4097615	Adapter	1
4	4097616	O-Ring	1
5	4097617	Spacer	1
6	4097618	Bolt	4
7	4097649		
	4111124	Mixer-LPG	1
8	4097620	Seal	1
9	4097621	Plug	2
10	4097622	Bolt	4
11	4097623	Regulator	1
12	4097624	Seal	1
13	4097625	Seal	1
14	4097626	Seal	1
15	4097627	Bolt	4
16	4097628	Flange	1
17	4097629	Screw	4

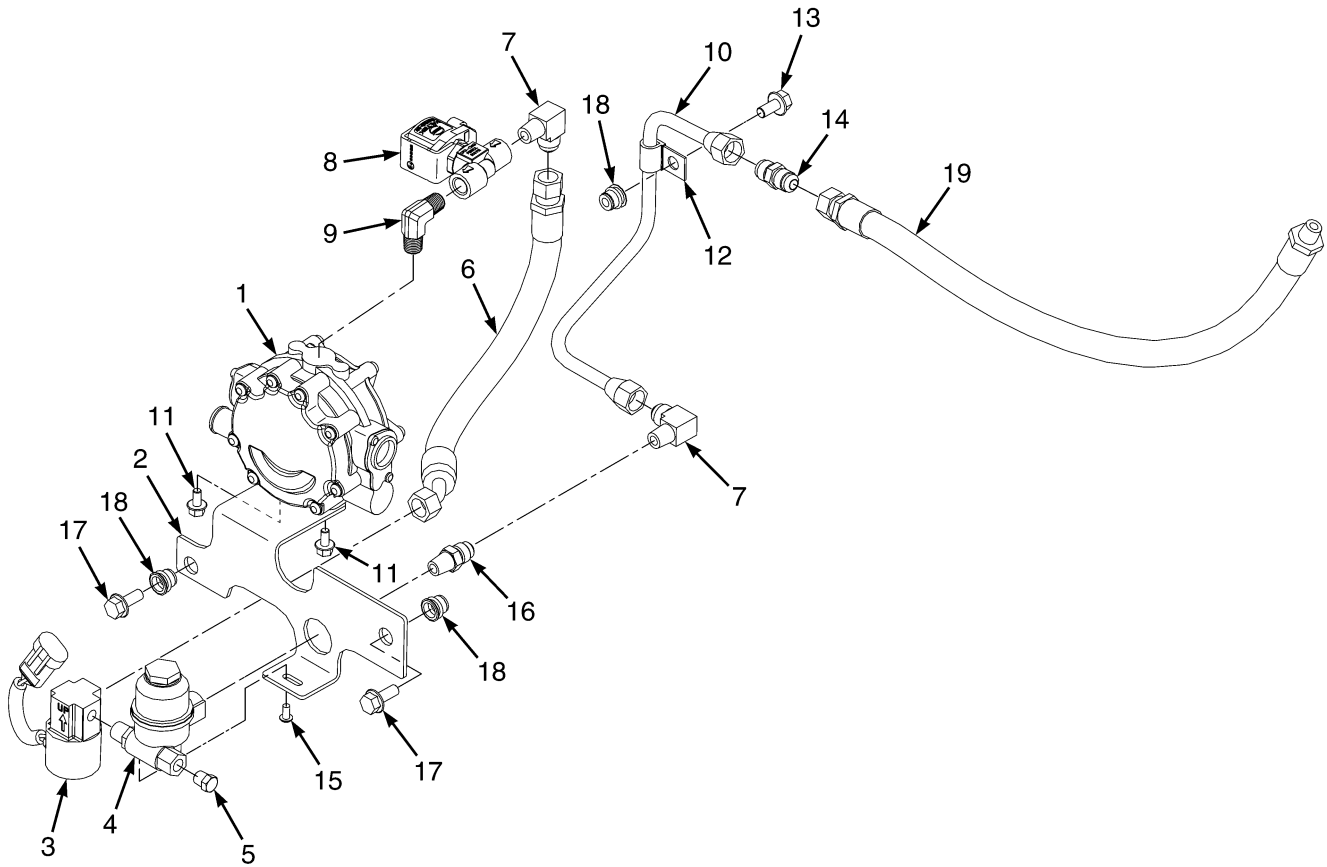
**LPG FUEL GROUP KUBOTA (FIGURE 5-21)
PREMIUM LOW FUEL SENSOR — SECTION 1 OF 2**



BP130458

ITEM	PART NO.	DESCRIPTION	QTY
1	4625186	Hose	1
2	4628717	Hose	1
3	4625259	Hose	1
4	4064288	Elbow	2
5	1501994	Hose Clamp	4
6	1542436	Clamp (Swivel)	3
7	153069	Clamp	1
8	1534417	Capscrew	1
9	1502009	Hose Clamp	2
10	1569465	Clamp (Swivel)	3
11	1502061	Clamp	2

LPG FUEL GROUP KUBOTA (FIGURE 5-22) PREMIUM LOW FUEL SENSOR — SECTION 2 OF 2

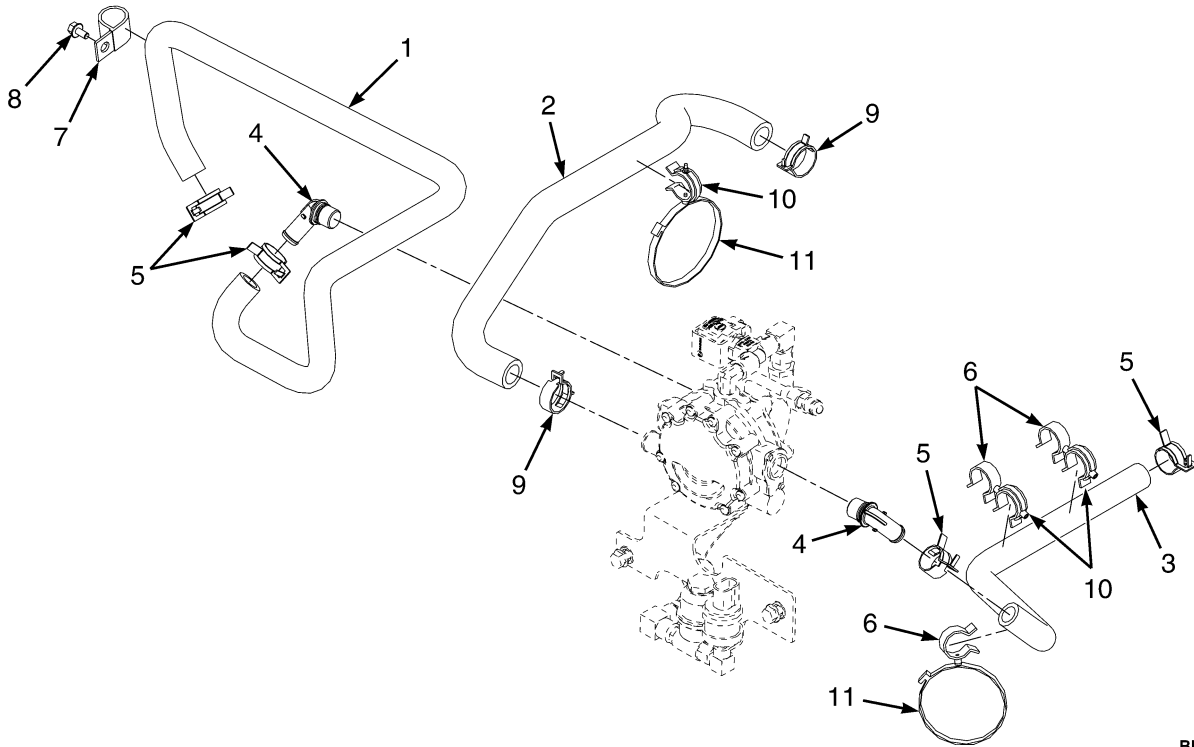


BP130459

LPG FUEL GROUP KUBOTA
PREMIUM LOW FUEL SENSOR – SECTION 2 OF 2

ITEM	PART NO.	DESCRIPTION	QTY
1	4624999	LPG Converter	1
1	4040288	Kit-Regulator Repair	1
2	4089169	Bracket	1
3	1662253	Sensor	1
4	2105803	Fuel Filter (LPG)	1
4	1689544	Kit-Filter Element	1
5	14349	Fitting (Pipe Plug)	1
6	4631193	Hose Assy	1
7	14358	Fitting	2
8	4112697		
	4099352	LPG Lock-Off	1
9	4019019	Fitting	1
10	4630953	Tube Assy	1
11	1534417	Capscrew	2
12	164488	Clamp	1
13	4109993		
	1527879	Capscrew	1
14	14310	Fitting	1
15	296151	Capscrew	2
16	16134	Fitting	1
17	1527880	Capscrew	2
18	1531557	Insert	2
19	4630278	Hose Assy	1

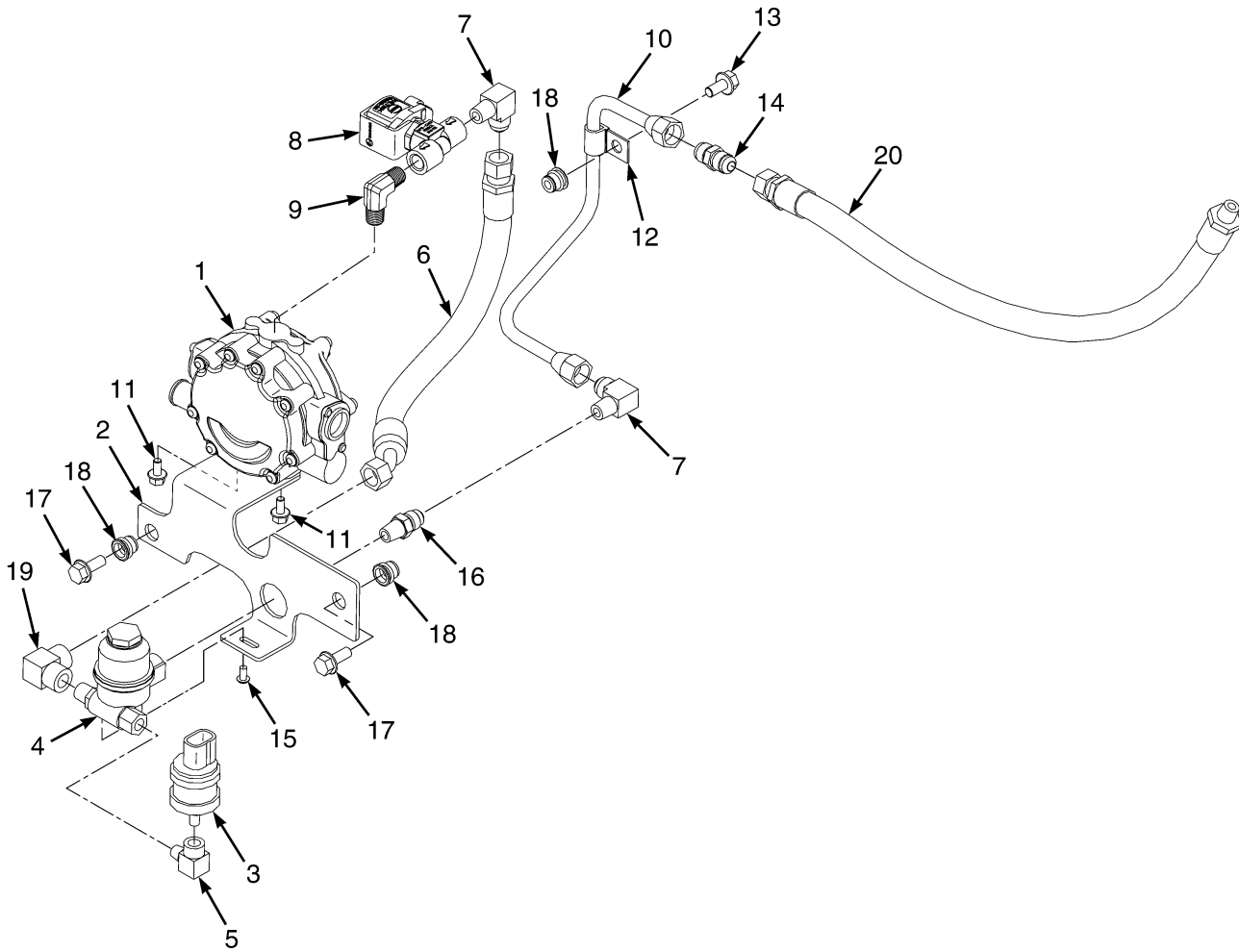
LPG FUEL GROUP KUBOTA (FIGURE 5-23) STANDARD LOW FUEL SENSOR — SECTION 1 OF 2



BP130457

ITEM	PART NO.	DESCRIPTION	QTY
1	4625186	Hose	1
2	4628717	Hose	1
3	4625259	Hose	1
4	4064288	Elbow	2
5	1501994	Hose Clamp	4
6	1542436	Clamp (Swivel)	3
7	153069	Clamp	1
8	1534417	Capscrew	1
9	1502009	Hose Clamp	2
10	1569465	Clamp (Swivel)	3
11	1502061	Clamp	2

LPG FUEL GROUP KUBOTA (FIGURE 5-24) STANDARD LOW FUEL SENSOR — SECTION 2 OF 2

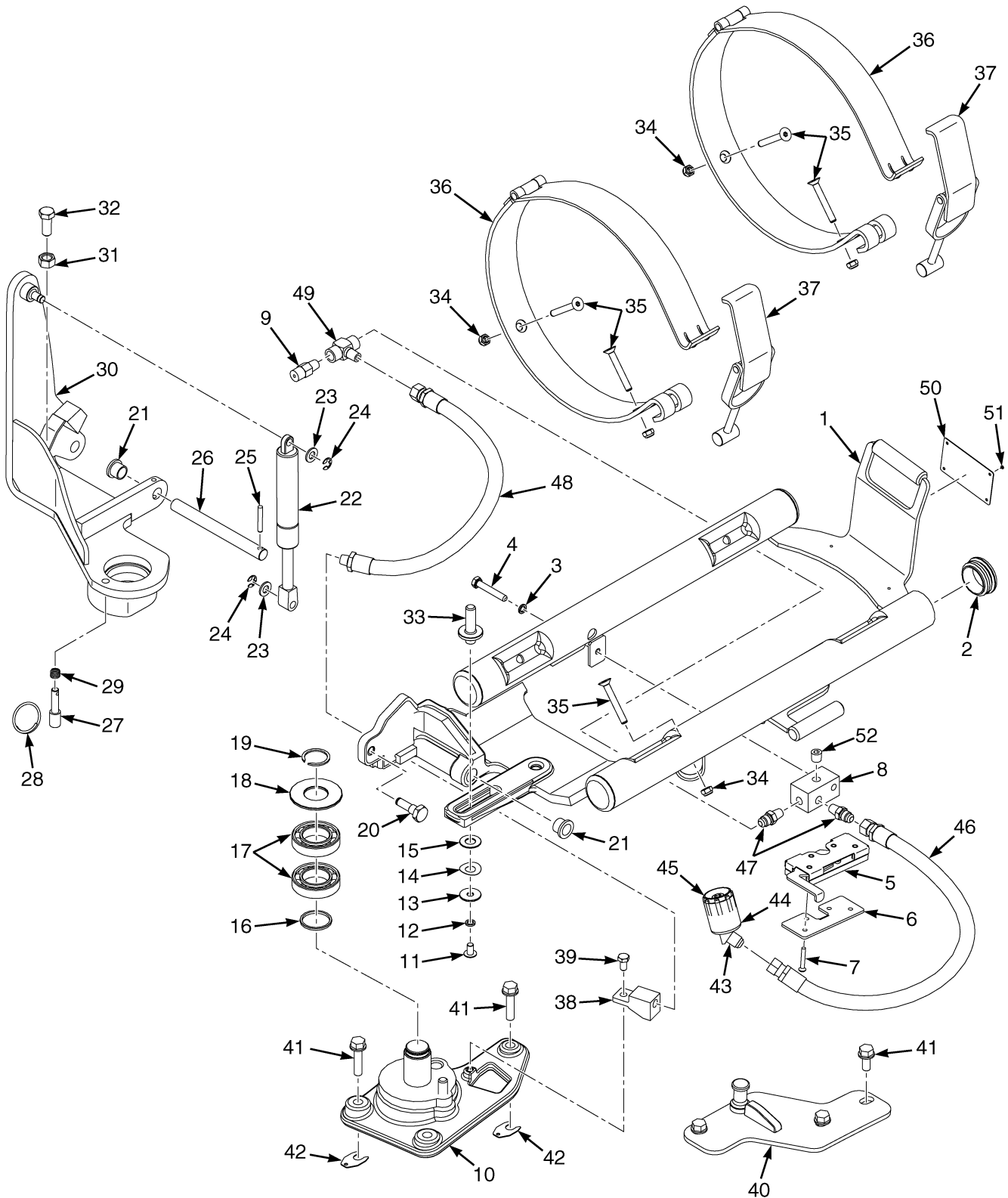


BP130456

LPG FUEL GROUP KUBOTA
STANDARD LOW FUEL SENSOR – SECTION 2 OF 2

ITEM	PART NO.	DESCRIPTION	QTY
1	4624999	LPG Converter	1
1	4040288	Kit-Regulator Repair	1
2	4089169	Bracket	1
3	1501970	Pressure Switch (Low Fuel)	1
4	2105803	Fuel Filter (LPG)	1
4	1689544	Kit-Filter Element	1
5	16151	Fitting	1
6	4631193	Hose Assy	1
7	14358	Fitting	2
8	4112697 4099352	LPG Lock-Off	1
9	4019019	Fitting	1
10	4630953	Tube Assy	1
11	1534417	Capscrew	2
12	164488	Clamp	1
13	4109993 1527879	Capscrew	1
14	14310	Fitting	1
15	296151	Capscrew	2
16	16134	Fitting	1
17	1527880	Capscrew	2
18	1531557	Insert	2
19	17350	Fitting	1
20	4630278	Hose Assy	1

LPG BRACKET ASSEMBLY (FIGURE 5-25) SWING OUT DROP DOWN WITH TWIN STEEL STRAPS (S/N N177B01665M →)



BP130461

LPG BRACKET ASSEMBLY
SWING OUT DROP DOWN WITH TWIN STEEL STRAPS (S/N N177B01665M →)

ITEM	PART NO.	DESCRIPTION	QTY
1	4102141	LPG Tank Bracket	1
2	1398099	Plug	4
3	1581898	Washer	1
4	1581583	Capscrew	1
5	1656325	Latch	1
6	1649565	Plate	1
7	4054932	Capscrew	4
8	4048941	Fitting (LPG Bulkhead Rear)	1
9	101809	Relief Valve	1
10	1656901	Base Plate (Shaft)	1
11	4031146	Capscrew	1
12	4032292	Spacer	2
13	4032291	Washer	1
14	4029920	Washer	1
15	4029538	Washer	1
16	1568853	Thrust Washer	1
17	184451	Ball Bearing	2
18	1568839	Washer (Pivot)	1
19	34507	Snap Ring	1
20	1525478	Pin	1
21	1581888	Bushing	2
22	1402414	Gas Spring	1
23	1581557	Washer	2
24	1525442	E-Ring	2
25	302468	Roll Pin	1
26	1581887	Shaft	1
27	1615956	Pin	1
28	1534672	Ring	1
29	1528903	Spring	1
30	1615671	Pivot	1
30	1627827	Pivot (Cast) (Optional)	1
30	1688719	Bracket Wldmt (Optional)	1
31	1581848	Nut	1
32	1586022	Capscrew	1
33	4029506	Pin (Alignment)	1
34	1581739	Nut	4
35	1581733	Capscrew	4
36	1613749	Strap	2
37	1613755	Latch	2
38	1525451	Fitting	1
39	1581579	Capscrew	1
40	1682758	Striker	1
41	1586013	Capscrew	6
42	1688803	Shim	AR
43	16863	Fitting	1
44	2071517	Sleeve	1
45	97999	Fitting	1
46	4635043	Hose Assy	1
47	16134	Fitting	2
48	4635042	Hose Assy	1

LPG BRACKET ASSEMBLY

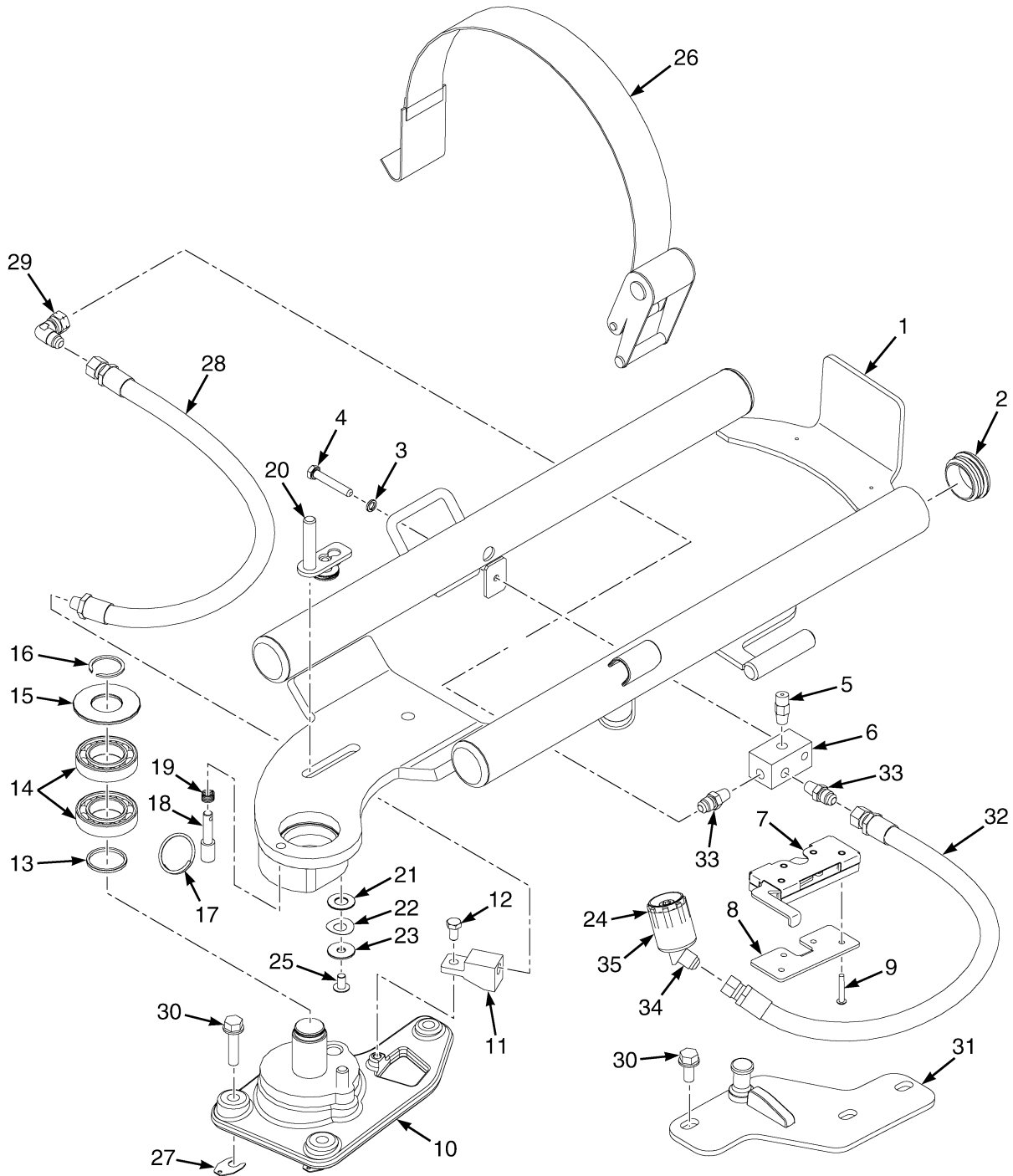
SWING OUT DROP DOWN WITH TWIN STEEL STRAPS (S/N N177B01665M →)

ITEM	PART NO.	DESCRIPTION	QTY
49	17664	Fitting	1
50	Data Plate	1
51	340044	Gripnail	4
52	15347	Fitting	1
	a 246108	Sealant	AR
	a 1687376	Sealant	AR
	a 264134	Loctite	AR
	a 1687377	Activator (Thread Sealant)	AR

FOOTNOTES:

a Not Illustrated

LPG BRACKET ASSEMBLY (FIGURE 5-26) SWING OUT WITH FABRIC STRAP



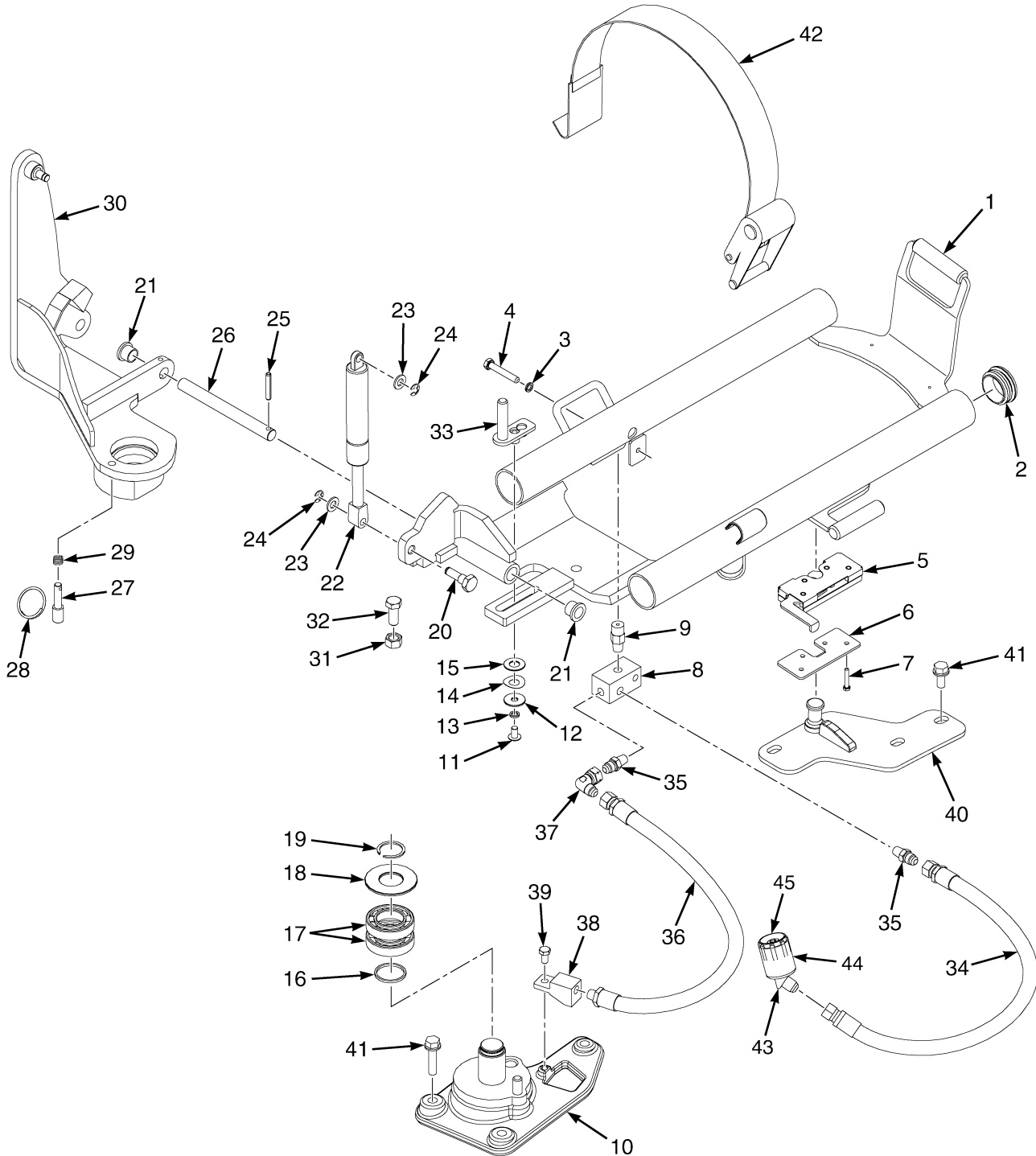
BP130433

**LPG BRACKET ASSEMBLY
SWING OUT WITH FABRIC STRAP**

ITEM	PART NO.	DESCRIPTION	QTY
1	4067493	LPG Tank Bracket (Swing Out)	1
2	1398099	Plug	4
3	1581898	Washer	1
4	1581583	Capscrew	1
5	101809	Relief Valve	1
6	4048941	Fitting (LPG Bulkhead Rear)	1
7	1656325	Latch	1
8	1649565	Plate	1
9	4054932	Capscrew	4
10	1584083	Bracket Wldmt	1
11	1525451	Fitting	1
12	1581579	Capscrew	1
13	1568853	Thrust Washer	1
14	184451	Ball Bearing	2
15	1568839	Washer (Pivot)	1
16	34507	Snap Ring	1
17	1534672	Ring	1
18	1615956	Pin	1
19	1528903	Spring	1
20	4032607	Pin (Alignment)	1
21	4029538	Washer	1
22	4029920	Washer	1
23	4032291	Washer	1
24	97999	Fitting	1
25	4031146	Capscrew	1
26	1379455	Strap (Retension)	1
27	1688803	Shim	3
28	4619094	Hose Assy	1
29	4051434	Fitting (Elbow)	1
30	1586013	Capscrew	6
31	1682752	Striker	1
32	4619095	Hose Assy	1
33	16134	Fitting	2
34	16863	Fitting	1
35	2071517	Sleeve	1
	a 246108	Sealant	AR
	a 1687376	Sealant (Alternate Part)	AR
	a 1687377	Activator (Thread Sealant)	1

FOOTNOTES:**a** Not Illustrated

LPG BRACKET ASSEMBLY (FIGURE 5-27) SWING OUT, DROP DOWN WITH FABRIC STRAP



BP130434

LPG BRACKET ASSEMBLY
SWING OUT, DROP DOWN WITH FABRIC STRAP

ITEM	PART NO.	DESCRIPTION	QTY
1	4067495	LPG Tank Bracket (Swing/Drop Down)	1
2	1398099	Plug	4
3	1581898	Washer	1
4	1581583	Capscrew	1
5	1656325	Latch	1
6	1649565	Plate	1
7	4054932	Capscrew	4
8	4048941	Fitting (LPG Bulkhead Rear)	1
9	101809	Relief Valve	1
10	1584083	Bracket Wldmt (Shaft)	1
11	4031146	Capscrew	1
12	4032292	Spacer	1
13	4032291	Washer	1
14	4029920	Washer	1
15	4029538	Washer	1
16	1568853	Thrust Washer	1
17	184451	Ball Bearing	2
18	1568839	Washer (Pivot)	1
19	34507	Snap Ring	1
20	1525478	Pin	1
21	1581888	Bushing	2
22	1402414	Gas Spring	1
23	1581557	Washer	2
24	1525442	E-Ring	2
25	302468	Roll Pin	1
26	1581887	Shaft	1
27	1615956	Pin	1
28	1534672	Ring	1
29	1528903	Spring	1
30	1615671	Pivot	1
30	1627827	Pivot (Cast) (Optional)	1
30	1688719	Bracket Wldmt (Optional)	1
31	1581848	Nut	1
32	1586022	Capscrew	1
33	4032607	Pin (Alignment)	1
34	4619574	Hose Assy	1
35	16134	Fitting	2
36	4619094	Hose Assy	1
37	4051434	Fitting (Elbow)	1
38	1525451	Fitting	1
39	1581579	Capscrew	1
40	1682752	Striker	1
41	1586013	Capscrew	6
42	1379455	Strap (Retension)	1
43	16863	Fitting	1
44	2071517	Sleeve	1
45	97999	Fitting	1
	a 246108	Sealant	AR
	a 1687376	Sealant	AR
	a 264134	Loctite	AR

LPG BRACKET ASSEMBLY
SWING OUT, DROP DOWN WITH FABRIC STRAP

ITEM	PART NO.	DESCRIPTION	QTY
------	----------	-------------	-----

FOOTNOTES:

- a Not Illustrated

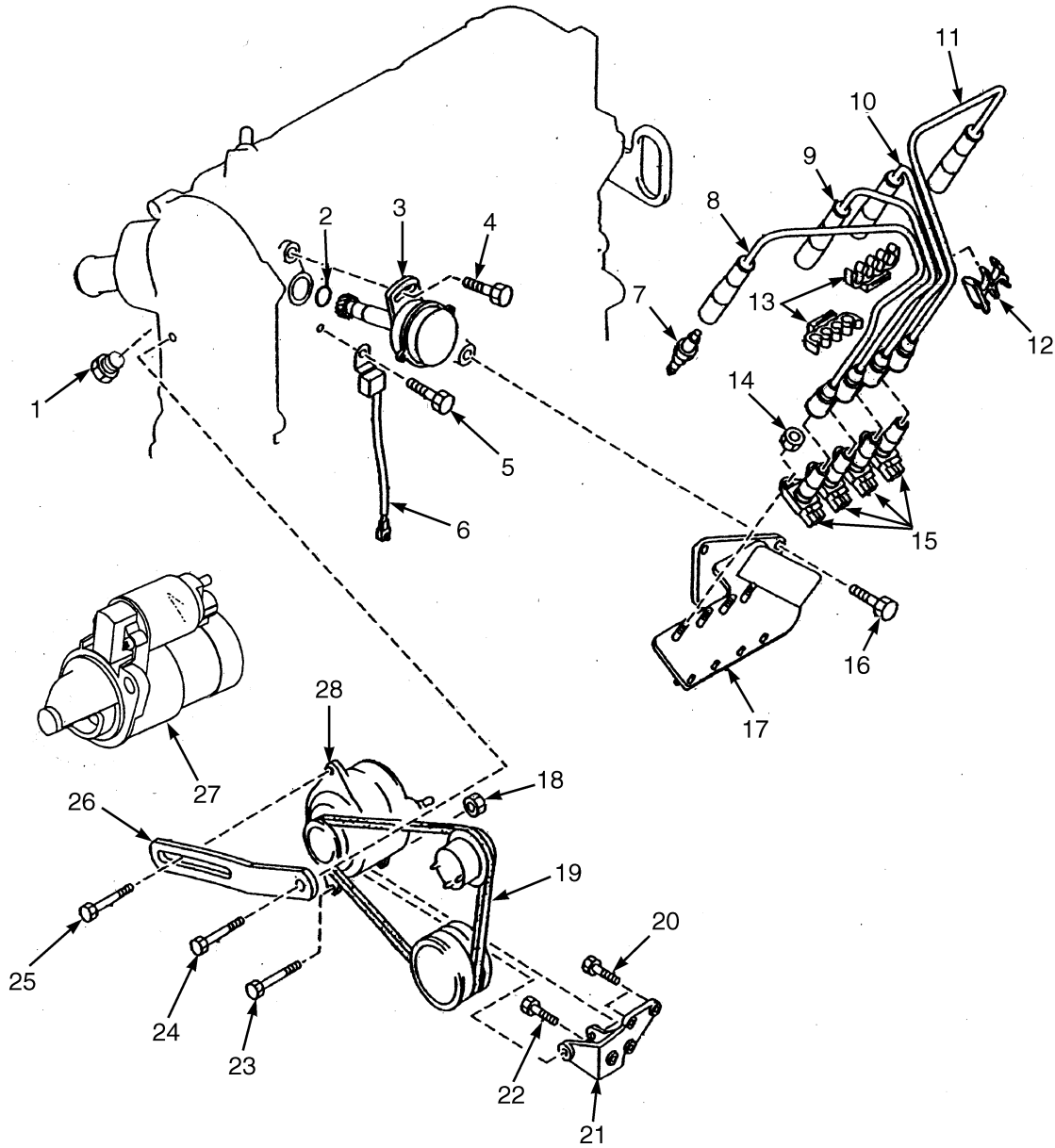
**SECTION 6
ELECTRICAL SYSTEM**

DESCRIPTION	PAGE
ALTERNATOR AND MOUNTING	
YANMAR 2.6L, 3.0L AND 3.3L - DIESEL	6-16
BATTERY CABLES	
2.5L LPG	6-20
COWL ELECTRICAL	
ELECTRO-HYDRAULIC	6-14
MANUAL HYDRAULIC - WITH OPERATOR PRESENCE SYSTEM	6-12
ELECTRICAL SYSTEM	
RH CHASSIS	6-10
ENGINE ELECTRICAL COMPONENTS	
MAZDA 2.2L, LPG	6-4
ENGINE ELECTRICAL SYSTEM	
YANMAR DIESEL	6-6
ENGINE WIRE HARNESS AND ATTACHING PARTS	
2.5L KUBOTA LPG - TWO SPEED TRANSMISSION	6-42
2.5L KUBOTA LPG - SINGLE SPEED TRANSMISSION	6-44
FUEL SYSTEM SENSORS	
MAZDA 2.2L LPG	6-17
IMPACT SENSOR	6-28
INSTRUMENT CLUSTER	6-30
LIGHTS	
BRAKE, TAIL, BACKUP, SIDE, TURN SIGNALS, WORK, STROBE - WITH OVERHEAD GUARD	6-38
BRAKE, TAIL, BACKUP, SIDE, TURN SIGNALS, WORK, STROBE - WITH CAB	6-40
LOAD WEIGH ELECTRICAL	6-26
MAST ELECTRICAL	6-24
MINI-LEVER CONTROLS	
WITH ARMREST - THREE FUNCTION	6-32
WITH ARMREST - FOUR FUNCTION	6-34
POWER DISTRIBUTION MODULE	6-18
SEAT BELT SWITCH ADAPTER	6-36
TRANSMISSION ELECTRICAL	6-22
WIRE HARNESS	
AIR CONDITIONER	6-120
AIR CONDITIONING JUMPER	6-119
ALTERNATOR - DIESEL	6-126
COWL WITH FORWARD/REVERSE LEVER - WITHOUT RETURN TO SET TILT	6-98
COWL WITH FORWARD/REVERSE LEVER - WITH HYDRAULIC PUMP SOLENOID	6-102
COWL WITH MONOTROL PEDAL - WITH RETURN TO SET TILT	6-94
COWL WITH MONOTROL PEDAL - WITH HYDRAULIC PUMP SOLENOID	6-106
ELECTRONIC CONTROL VALVE - THREE FUNCTION	6-110
ELECTRONIC CONTROL VALVE - THREE FUNCTION-WITH VARIABLE DISPLACEMENT PUMP	6-112
ELECTRONIC CONTROL VALVE - FOUR FUNCTION	6-114
ELECTRONIC CONTROL VALVE - FOUR FUNCTION-WITH VARIABLE DISPLACEMENT PUMP	6-116
ENGINE - YANMAR 2.6L , 3.0L AND 3.3L, DIESEL	6-90
LIGHTS WITH OVERHEAD GUARD	6-128
LPG ENGINE 2.2L WITH ECES	6-86
RH CHASSIS - MAZDA 2.2L	6-46
RH CHASSIS - YANMAR 2.6L, 3.0L AND 3.3L, DIESEL	6-58
RH CHASSIS - KUBOTA 2.5L LPG	6-70

SECTION 6
ELECTRICAL SYSTEM

DESCRIPTION	PAGE
RH CHASSIS WITH SEAT BELT SEQUENCE MODULE - MAZDA 2.2L	6-52
RH CHASSIS WITH SEAT BELT SEQUENCE MODULE - YANMAR 2.6L, 3.0L AND 3.3L, DIESEL	6-64
RH CHASSIS WITH SEAT BELT SEQUENCE MODULE - KUBOTA 2.5L LPG	6-76
TRANSMISSION - DUAL SPEED	6-122
TRANSMISSION - SINGLE SPEED	6-124
WIRE HARNESS (ENGINE)	
KUBOTA 2.5L LPG	6-82
WIRE HARNESS ADAPTER	
LOW FUEL PRESSURE	6-118

ENGINE ELECTRICAL COMPONENTS (FIGURE 6-1) MAZDA 2.2L, LPG



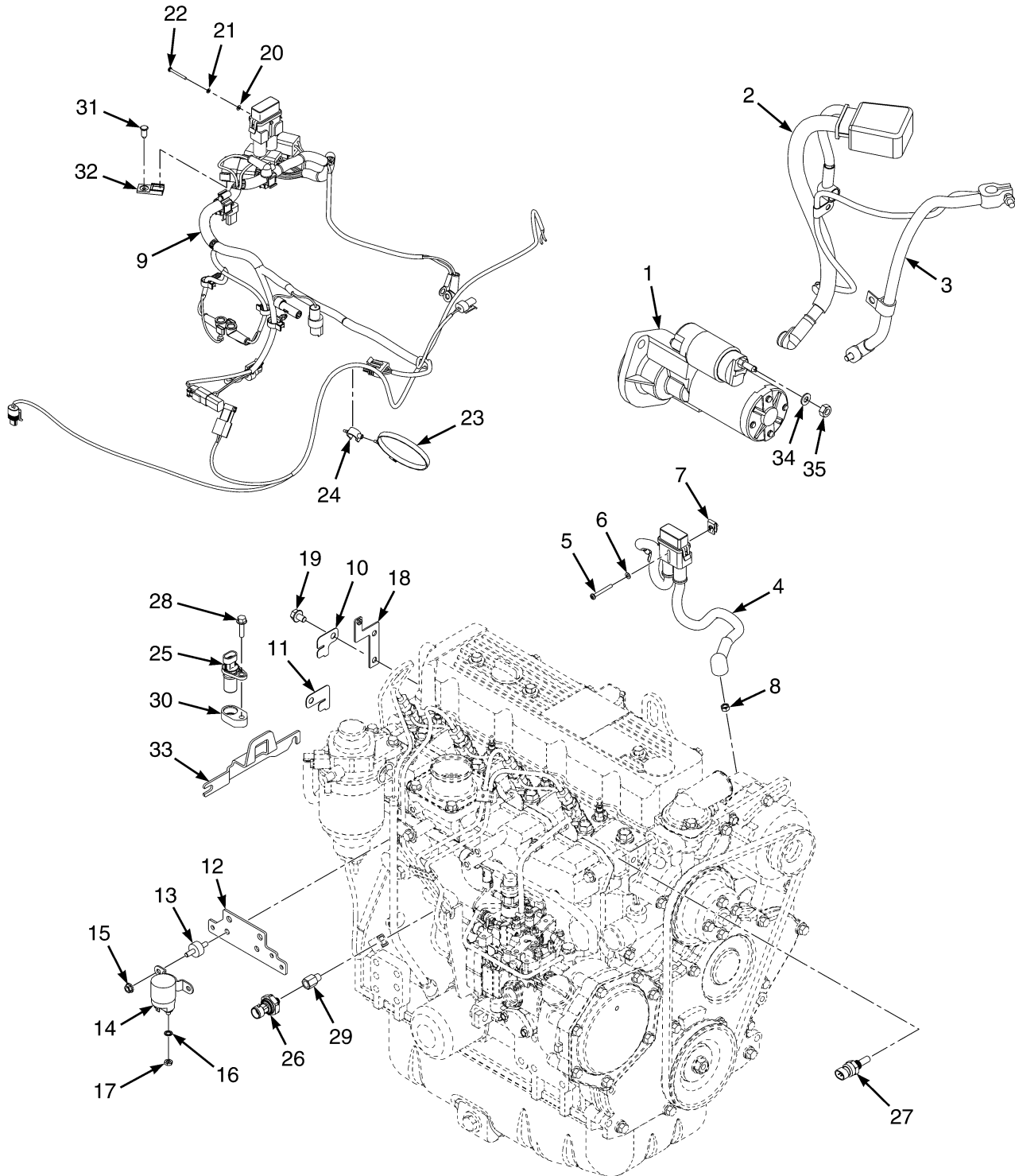
BP080563

**ENGINE ELECTRICAL COMPONENTS
MAZDA 2.2L, LPG**

ITEM	PART NO.	DESCRIPTION	QTY
1	1553708	Plug	1
2	326850	O-Ring	1
3	1652471	Camshaft Position Sensor	1
4	1361895	Bolt	1
5	1361898	Bolt	1
6	1652473	Condenser	1
7	1361837	Spark Plug	4
8	1652467	Ignition Cable	1
9	1652468	Ignition Cable	1
10	1652469	Ignition Cable	1
11	1652470	Ignition Cable	1
12	1652462	Support (Spark Plug Wires)	1
13	1652461	Support (Spark Plug Wires)	2
14	2066629	Nut	1
15	1652458	Ignition Coil	4
16	1652457	Bolt	2
17	1652459	Bracket (Ignition Coil)	1
18	1361890	Nut	1
19	1495412	V-Belt	1
20	1361891	Bolt	3
21	1361846	Bracket	1
22	1361888	Bolt	1
23	1368844	Bolt	1
24	1361881	Bolt	1
25	326898	Bolt	1
26	1361845	Strap	1
27	1534424	Starter	1
28	1450928	Alternator (LP)	1
28	1361861	Pulley	1
	a 1527884	Capscrew (Starter Mounting)	2
	1652460	Kit-Ignition Cable	1

FOOTNOTES:**a** Not Illustrated

ENGINE ELECTRICAL SYSTEM (FIGURE 6-2) YANMAR DIESEL



HP081653

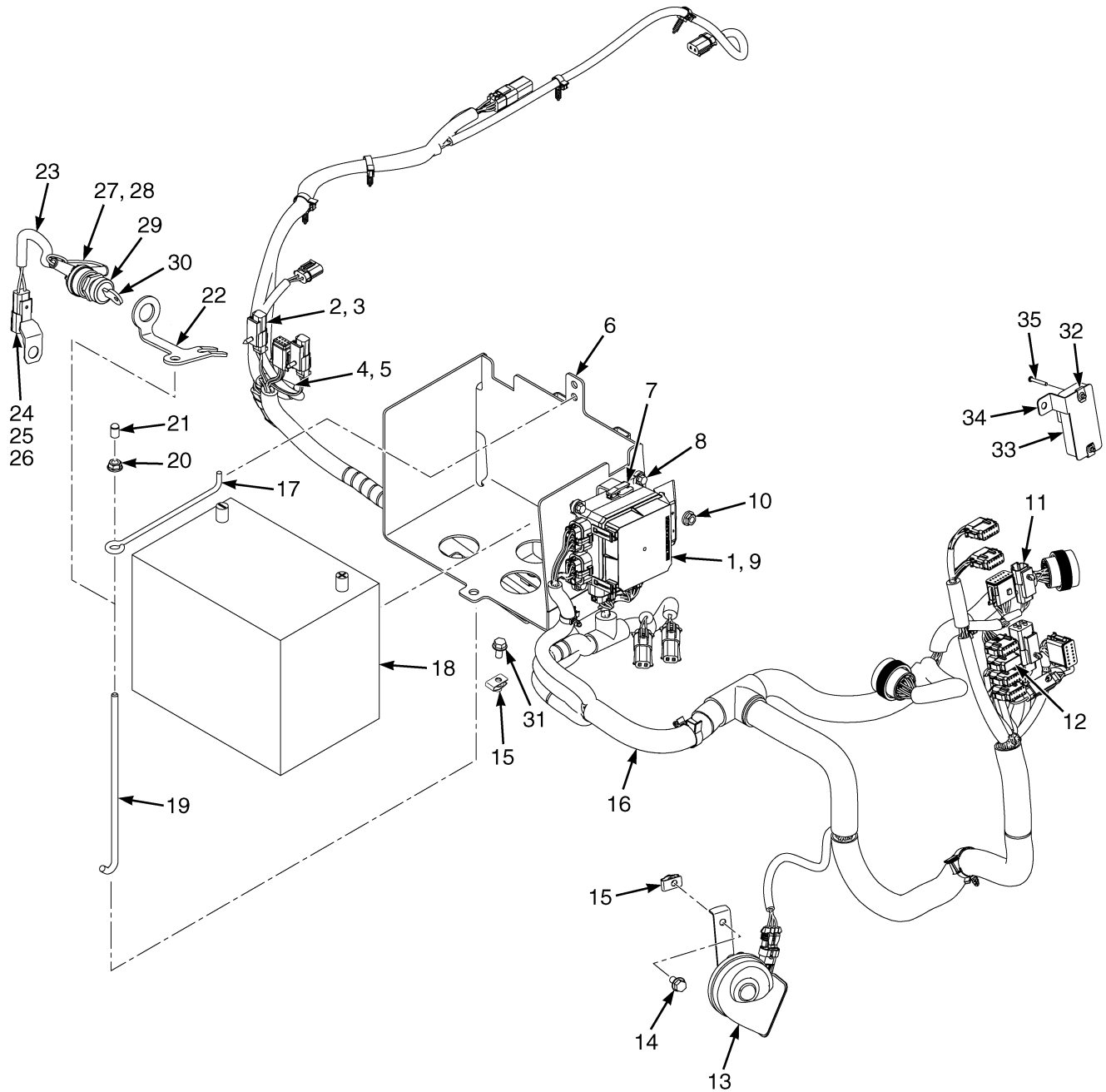
**ENGINE ELECTRICAL SYSTEM
YANMAR DIESEL**

ITEM	PART NO.	DESCRIPTION	QTY
1	1599845	Starter Assembly	1
1	Armature Assembly	1
1	1599847	Ball Bearing	1
1	1599848	Ball Bearing	1
1	Coil Assembly	1
1	1599850	Screw	1
1	1599851	Brush	2
1	Holder Assembly	1
1	1599851	Brush	2
1	1599853	Brush Spring	4
1	1599855	Magnetic Switch	1
1	Gear Case Assembly	1
1	1599860	Pinion (Assembly)	1
1	1599861	Shaft	1
1	1599862	Stopper Kit	1
1	1599863	Clutch	1
1	1599864	Ball Bearing	1
1	1599865	Ball Bearing	1
1	1599866	Retainer	1
1	1599867	Housing	1
2	2107181	Battery Cable (Positive)	1
2	1357268	Battery Cable (Red)	1
2	1357535	Wire (Bulk) (Red)	1
2	148792	Terminal	1
2	16079	Terminal	1
2	806426	E-Ring	1
2	1536304	Boot	1
2	204223	Boot	1
2	1566146	Boot	1
3	2069226	Battery Cable (Negative)	1
3	16078	Battery Cable	1
3	1357533	Wire-Bulk (Black)	1
3	148789	Terminal	1
3	16079	Terminal	1
3	1564044	E-Ring	1
3	128408	Clamp	1
3	806426	E-Ring	1
4	2065098	Wire Harness (Alternator) (☞ Figure 6-39).....	1
5	302027	Screw	1
6	320154	Washer	1
7	1537551	Nut (Clip)	1
8	136687	Nut	1
9	2087191	Wire Harness (Powertrain Yanmar) (☞ Figure 6-30).....	1
10	1532761	Clip	1
11	1532759	Clip	1
12	1582151	Bracket (Glow Plug Relay)	1
13	1527562	Rubber Mount	2
14	1454967	Relay (Fuel Lift Pump, Starter Solenoid and Glow Plug)	1
15	1514429	Nut	2
16	296379	Washer	2

**ENGINE ELECTRICAL SYSTEM
YANMAR DIESEL**

ITEM	PART NO.	DESCRIPTION	QTY
17	1560678	Nut	2
18	1582150	Bracket (Glow Plug Fuse)	1
19	1529366	Capscrew	4
20	320152	Washer	1
21	292676	Lockwasher	1
22	302015	Screw	1
23	1502061	Clamp (Swivel)	1
24	1542439	Clamp (Swivel)	1
25	1541231	Sensor (Input Speed, TISS)	1
26	1566654	Pressure Transducer Sensor (Oil Pressure)	1
27	1515654	Temperature Sensor	1
28	1527878	Capscrew	1
29	367224	Adapter	1
30	1591454	Bracket (Speed Sensor)	1
31	1582464	Fastener	3
32	1500912	Clip	3
33	1594055	Bracket	1
34	296380	Washer	2
35	1502543	Nut (Flange)	1

ELECTRICAL SYSTEM (FIGURE 6-3) RH CHASSIS



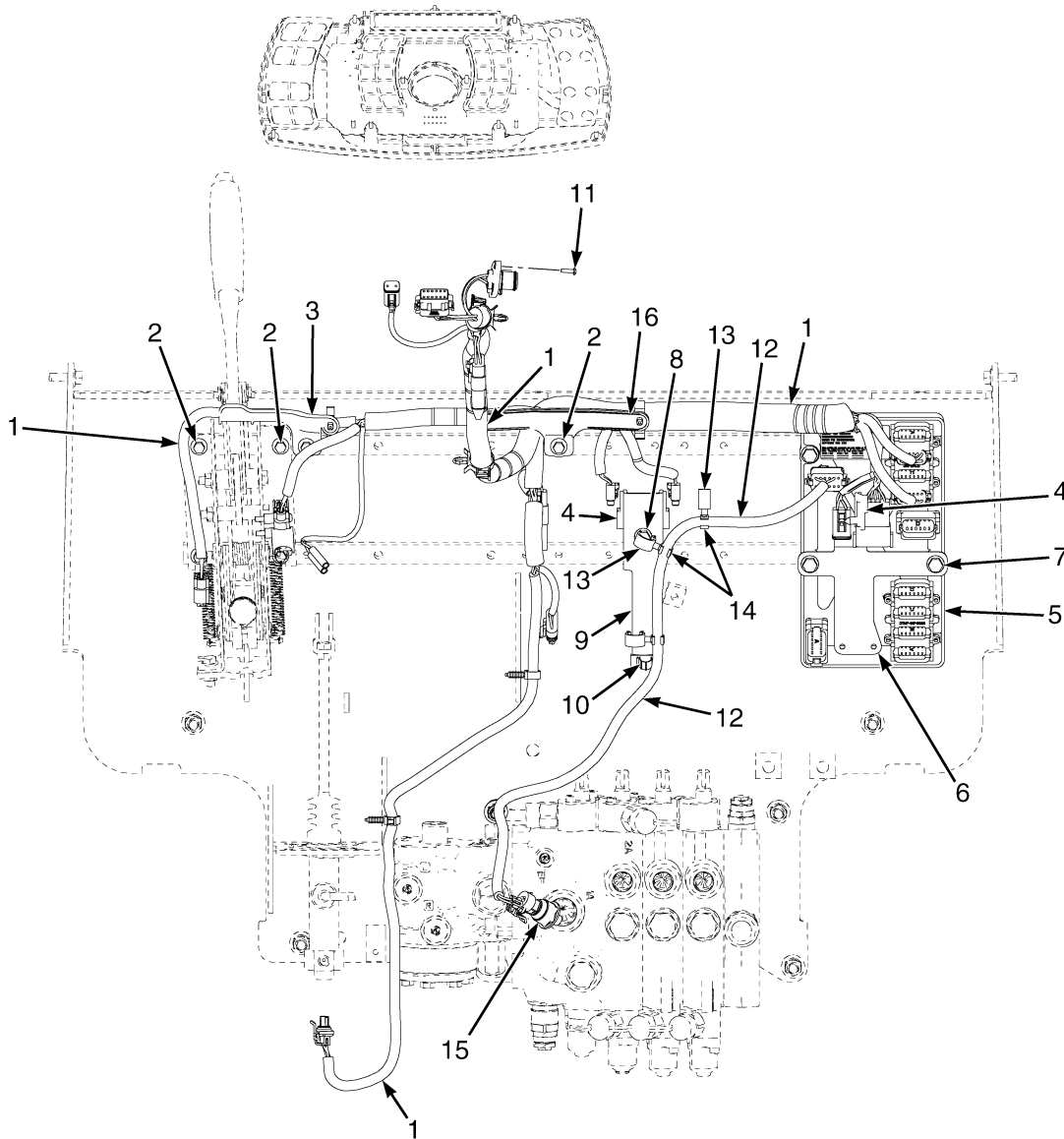
BP081740

**ELECTRICAL SYSTEM
RH CHASSIS**

ITEM	PART NO.	DESCRIPTION	QTY
1	2090613	Fuse Box (PDM) (☞Figure 6-8).....	1
2	1582464	Fastener	6
3	1582442	Clip	1
4	1617080	Bracket (Hood Switch)	1
5	1529366	Capscrew	1
6	2090661	Battery Tray (Plastic)	1
7	1402883	Fuse Puller	1
8	1534417	Capscrew	4
9	1559928	Seal	1
10	1502543	Nut (Flange)	1
11	1500912	Clip	6
12	a 1593331	Connector	1
13	4077726	Horn (Electronic)	1
14	4109993		
	1527879	Capscrew	4
15	1480237	Nut	4
16	4620357	Wire Harness (Chassis) (Mazda 2.2L) (☞Figure 6-22).....	1
16	4629784	Wire Harness (Chassis) (Yanmar 2.6L,3.0L, 3.3L) (☞Figure 6-24).....	1
16	4630231	Wire Harness (Chassis) (Kubota 2.5L) (☞Figure 6-26).....	1
16	b 4635221	Wire Harness (Chassis) (Mazda 2.2L) (☞Figure 6-23).....	1
16	b 4635258	Wire Harness (Chassis) (Kubota 2.5L) (☞Figure 6-27).....	1
16	b 4635288	Wire Harness (Chassis) (Yanmar 2.6L,3.0L, 3.3L) (☞Figure 6-25).....	1
17	1641368	Link (Battery Hold Down)	1
18	1383331	Start Battery Wet (LPG)	1
18	1643936	Start Battery Wet (Diesel)	1
19	2065745	Link (Battery Hold Down)	1
20	1502543	Nut (Flange)	1
20	296380	Washer (Use above item 17)	1
21	1540805	Cap	1
22	1582337	Bracket	1
23	2058110	Wire Harness (Remote Keyswitch)	1
24	1493465	Connector (2 Pin)	1
25	1330414	Connector (Secondary Lock)	2
26	1330437	Terminal (Pin)	2
27	1497433	Ring Terminal	2
28	190383	Boot	2
29	2058111	Ignition Switch	1
30	262798	Key Set	1
31	1527880	Capscrew	3
32	1537551	Nut (Clip)	2
33	4634955	Control Module (Seat Belt Sequence)	1
34	4102512	Bracket	1
35	1672692	Screw	1

FOOTNOTES:**a** For Use With Mazda Engines Only**b** With Seat Belt Sequence Module

COWL ELECTRICAL (FIGURE 6-4) MANUAL HYDRAULIC — WITH OPERATOR PRESENCE SYSTEM



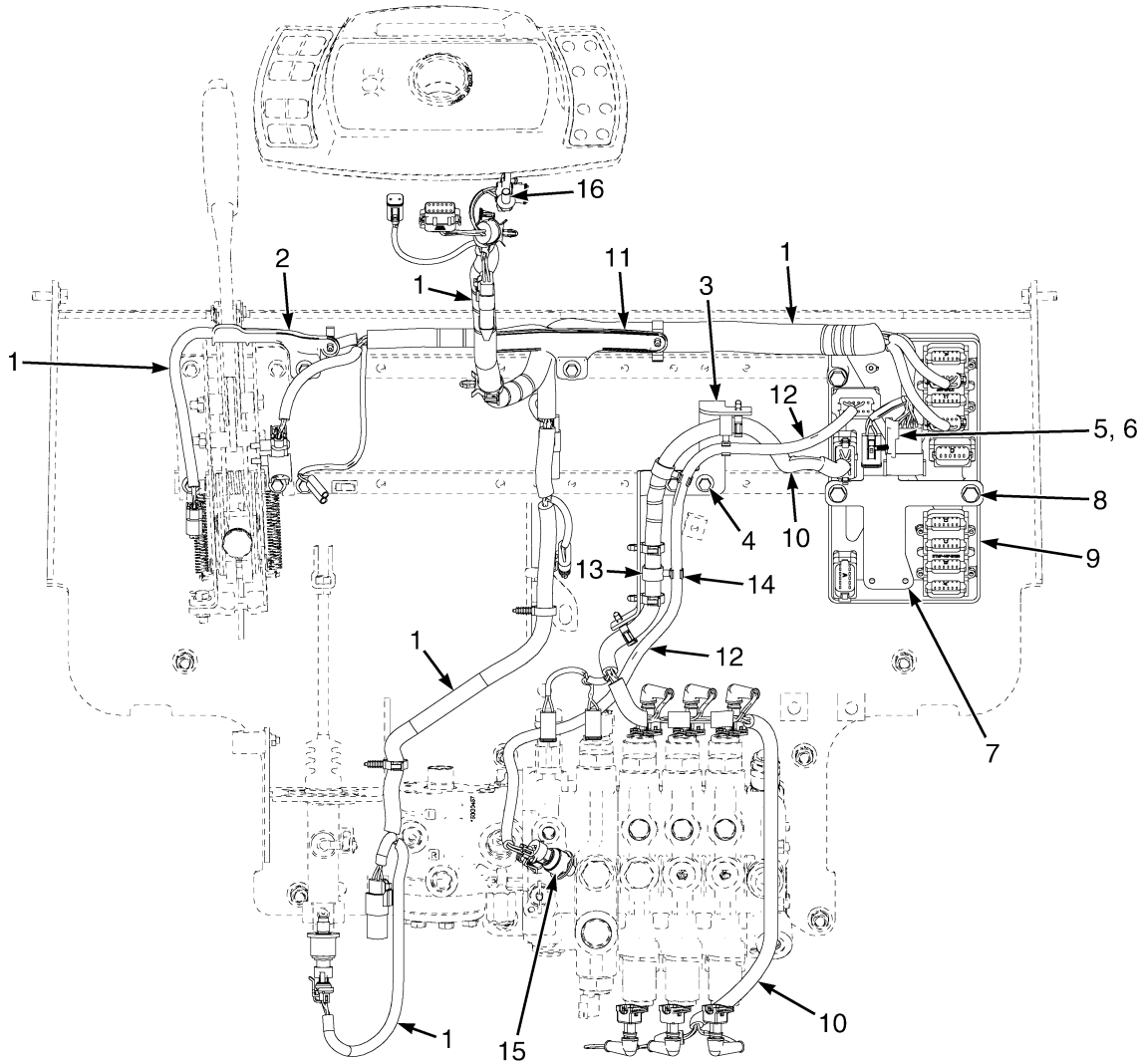
BP081639

**COWL ELECTRICAL
MANUAL HYDRAULIC – WITH OPERATOR PRESENCE SYSTEM**

ITEM	PART NO.	DESCRIPTION	QTY
1	4603281	Wire Harness (Cowl with Monotrol Pedal) (☞Figure 6-34).....	1
1	4603282	Wire Harness (Cowl with Forward/Reverse Lever) (☞Figure 6-33).....	1
2	4011940	Capscrew	2
3	2111004	Bracket (Left Hand)	1
4	1500912	Clip (With Monotrol)	4
4	1500912	Clip (Without Forward/Reverse Lever)	3
4	1582464	Fastener (With Monotrol)	4
4	1582464	Fastener (Without Forward/Reverse Lever)	3
5	b 2068342	Vehicle System Manager (VSM) (w/ Manual Hydraulics)	1
5	a 2068344	Vehicle System Manager (VSM) (w/ Cab and Electro-Hydraulics)	1
6	1582465	Bracket	1
7	1510115	Capscrew	3
8	1528482	Capscrew	1
8	1398062	Nut (Fold Over)	1
9	1684542	Bracket	1
10	1562088	Clip	2
11	1554902	Screw	2
12	2079326	Wire Harness (Load Weigh)	1
13	1606544	Clamp (Swivel)	3
14	1573549	Clamp	3
15	1606735	Sensor (Load Sensing)	1
16	2111005	Bracket (Right Hand)	1

FOOTNOTES:**a** With Cab**b** With Overhead Guard

COWL ELECTRICAL (FIGURE 6-5) ELECTRO-HYDRAULIC



BP081637

**COWL ELECTRICAL
ELECTRO-HYDRAULIC**

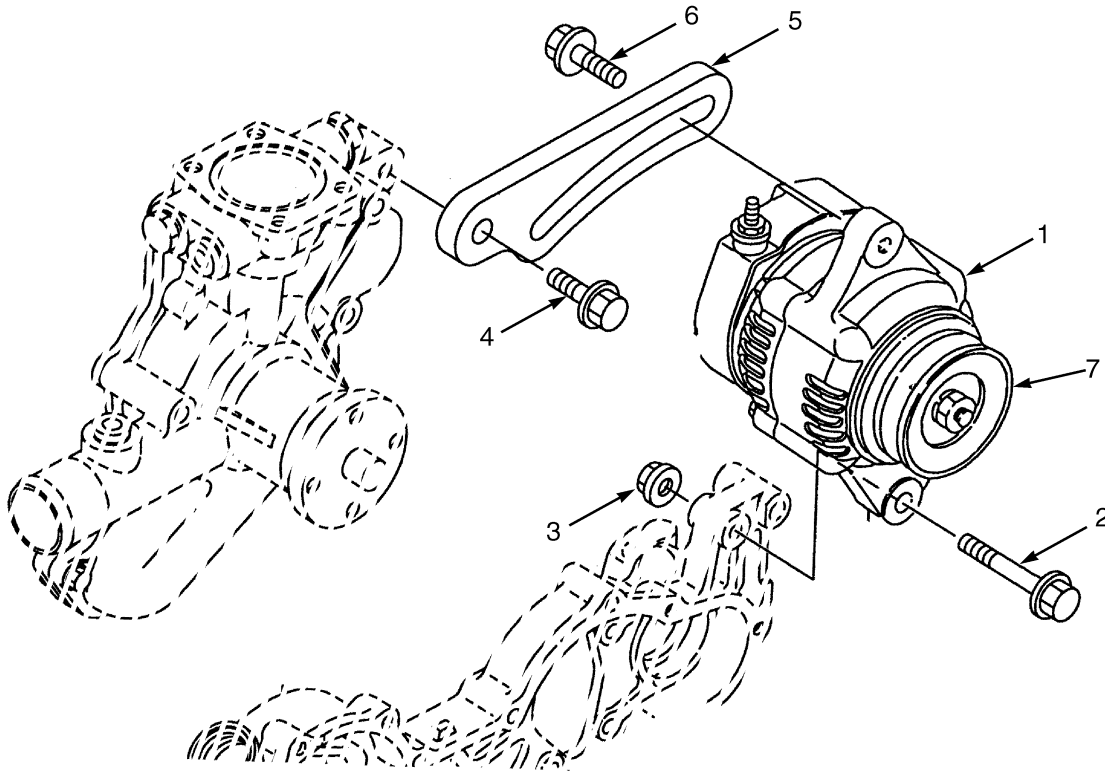
ITEM	PART NO.	DESCRIPTION	QTY
1	4603283	Wire Harness (Cowl With Monotrol Pedal) (☞ Figure 6-31).....	1
1	4603280	Wire Harness (Cowl with Forward and Reverse) (☞ Figure 6-32).....	1
2	2111004	Bracket (Left Hand)	1
3	1531975	Bracket	1
4	4011940	Capscrew	2
5	1500912	Clip	3
6	1582464	Fastener	3
7	1582465	Bracket	1
8	1510115	Capscrew	3
9	d 2068343	Vehicle System Manager (VSM) (w/ Electro-Hydraulics)	1
9	c 2068344	Vehicle System Manager (VSM) (w/ Cab and Electro-Hydraulics)	1
10	a 2058909	Wire Harness (Control Valve) (Four Function) (☞ Figure 6-37).....	1
10	b 2060198	Wire Harness (Control Valve) (Three Function) (☞ Figure 6-35).....	1
10	4605072	Wire Harness (Electronic Control Valve) (Three Function with VDP) (☞ Figure 6-36).....	1
10	4605073	Wire Harness (Electronic Control Valve) (Four Function with VDP) (☞ Figure 6-38).....	1
11	2111005	Bracket (Right Hand)	1
12	2079326	Wire Harness (Load Weigh)	1
13	1606544	Clamp (Swivel)	3
14	1573549	Clamp	3
15	1606735	Sensor (Load Sensing)	1
16	1554902	Screw	2

FOOTNOTES:

- a** Four Function
- b** Three Function

- c** With Cab
- d** With Overhead Guard

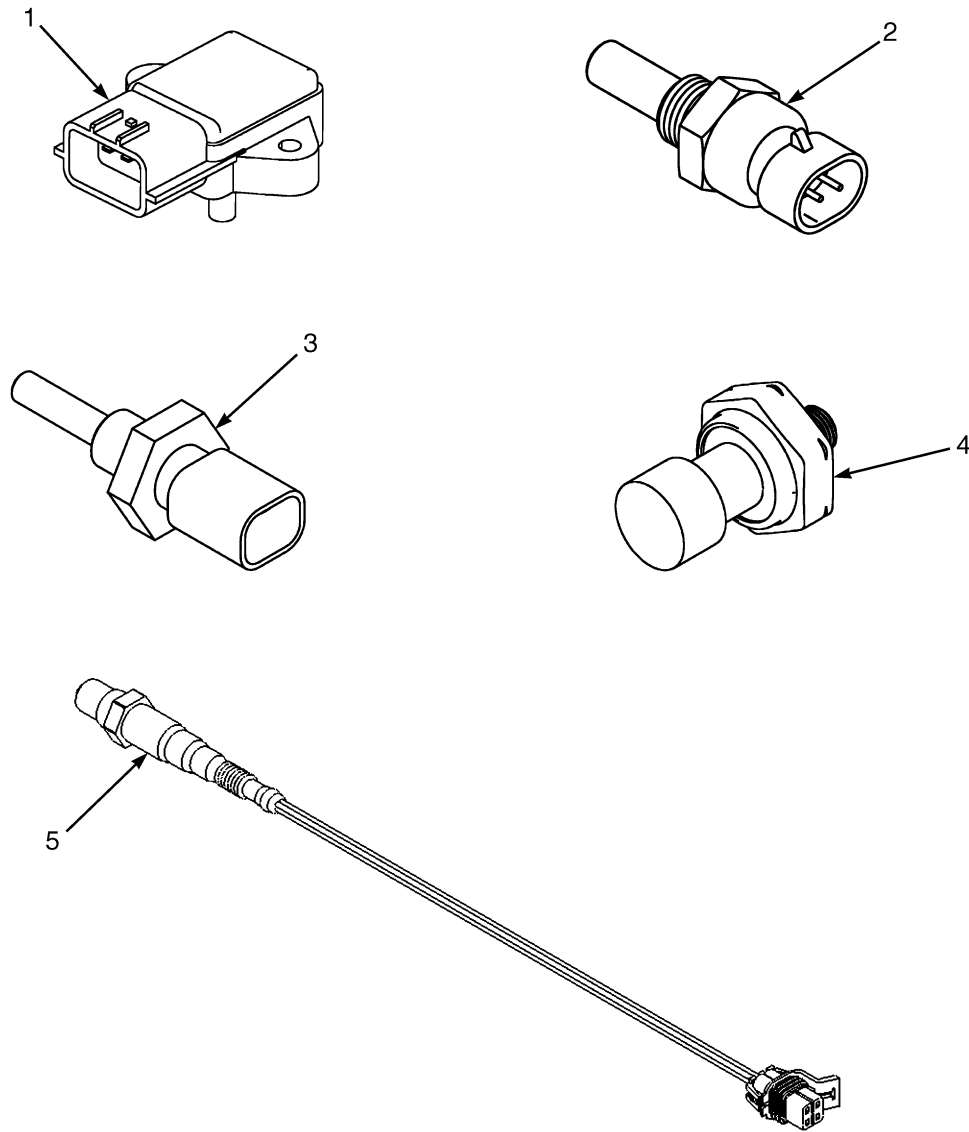
ALTERNATOR AND MOUNTING (FIGURE 6-6) YANMAR 2.6L, 3.0L AND 3.3L — DIESEL



BP080337

ITEM	PART NO.	DESCRIPTION	QTY
1	1599869	Alternator	1
1	1599873	Ball Bearing	1
1	1599874	Plate	1
1	1599875	Screw	4
1	1599876	Stud	2
1	1599877	Rotator Assembly	1
1	1599878	Ball Bearing	1
1	1599879	Cover	1
2	1599893	Bolt	1
3	1599894	Nut	1
4	1599897	Bolt	1
5	1599895	Bracket	1
6	1599896	Bolt	1
7	1599870	Pulley	1

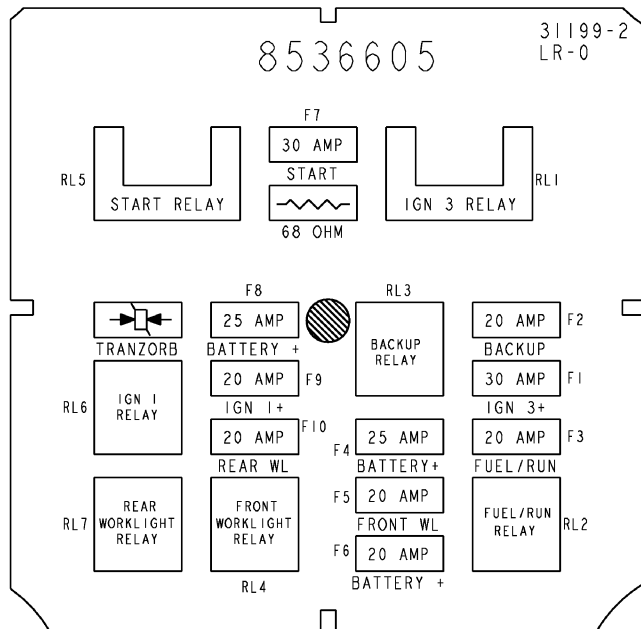
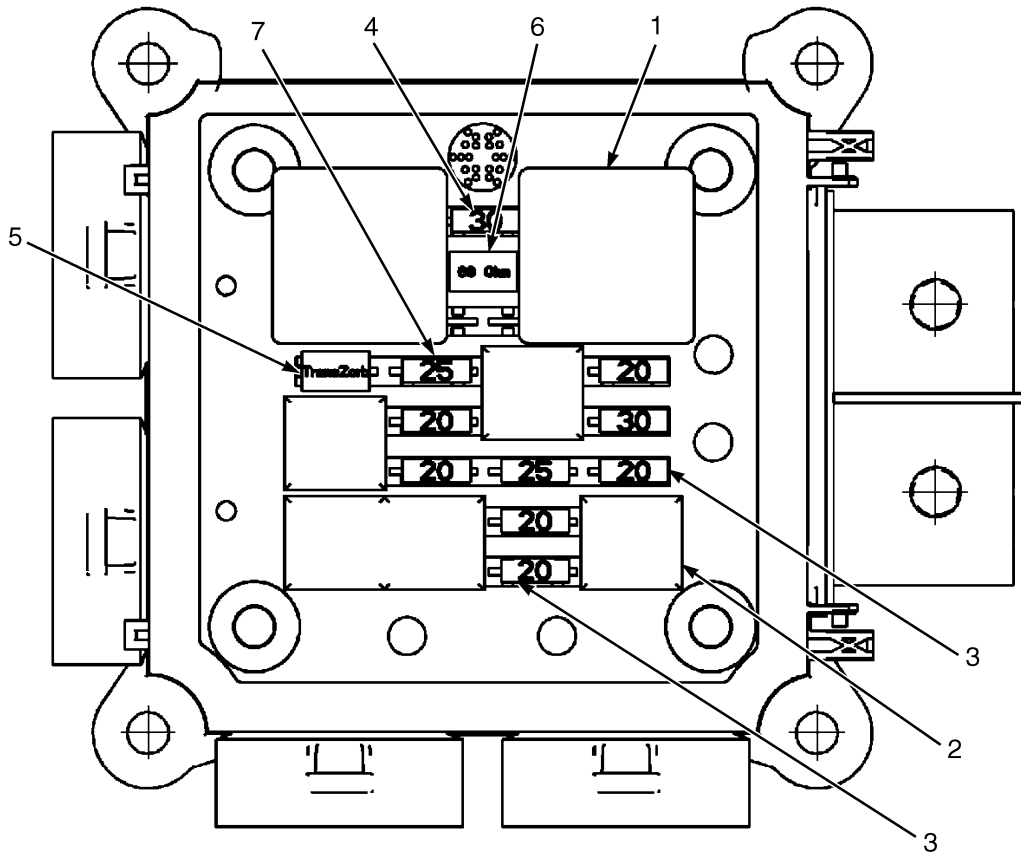
**FUEL SYSTEM SENSORS (FIGURE 6-7)
MAZDA 2.2L LPG**



BP080544

ITEM	PART NO.	DESCRIPTION	QTY
1	1548352	Sensor (Boost, M.A.P.) (Boost)	1
2	1539962	Sensor (Air Temperature)	1
3	1515654	Temperature Sensor	1
3	4001804	Sensor (Temperature)	1
4	4016652	Pressure Transducer	1
5	1646456	Sensor (Oxygen)	2

POWER DISTRIBUTION MODULE (FIGURE 6-8)



BP080485

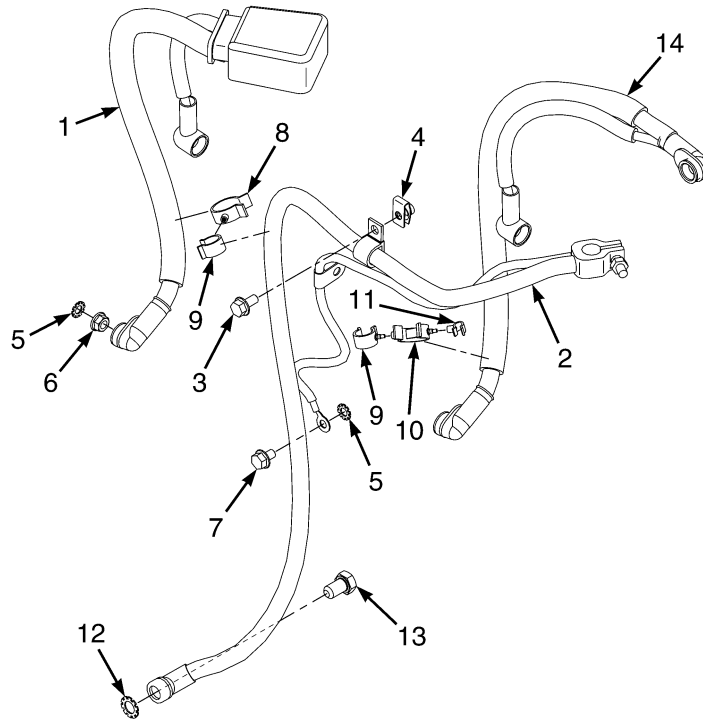
POWER DISTRIBUTION MODULE

ITEM	PART NO.	DESCRIPTION	QTY
	2090613	Fuse Box (PDM)	1
1	2044712	Relay (30 Amp)	2
2	1528315	Relay (20 Amp)	5
3	1528132	Fuse (20 Amp)	6
4	1528133	Fuse (30 Amp)	2
5	1528630	Semiconductor	1
6	1528631	Resistor (68 Ohm, 5 Watt)	1
7	1544255	Fuse (25 Amp)	2
	a 4046933	Fuse Box Cover	1

FOOTNOTES:

a Not Illustrated

BATTERY CABLES (FIGURE 6-9) 2.5L LPG



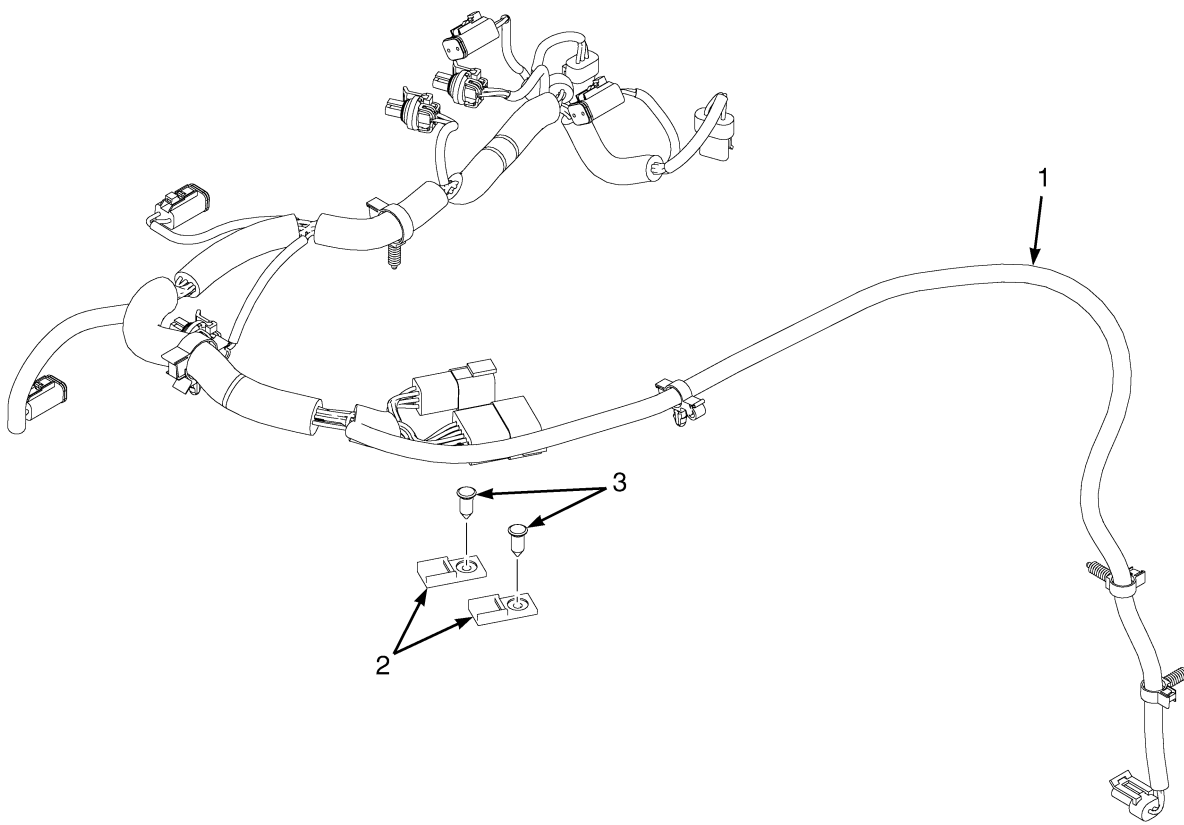
BP081632

ITEM	PART NO.	DESCRIPTION	QTY
1	2107181	Battery Cable (Positive)	1
2	4628917	Battery Cable (Negative)	1
3	4109993	CapscREW	1
	1527879	CapscREW	1
4	1480237	Nut	1
5	296380	Washer	2
6	1502543	Nut (Flange)	1
7	1529366	CapscREW	1
8	1542436	Clamp (Swivel)	1
9	1543698	Clamp (Swivel)	1
10	4078947	Clamp	1
11	1542440	Clamp (Swivel)	1
12	296382	Washer	1
13	4034828	CapscREW	1
14	a 2071498	Battery Cable (Positive)	1

FOOTNOTES:

a Used on Lift Trucks Equipped with LPS

TRANSMISSION ELECTRICAL (FIGURE 6-10)



BP081633

TRANSMISSION ELECTRICAL

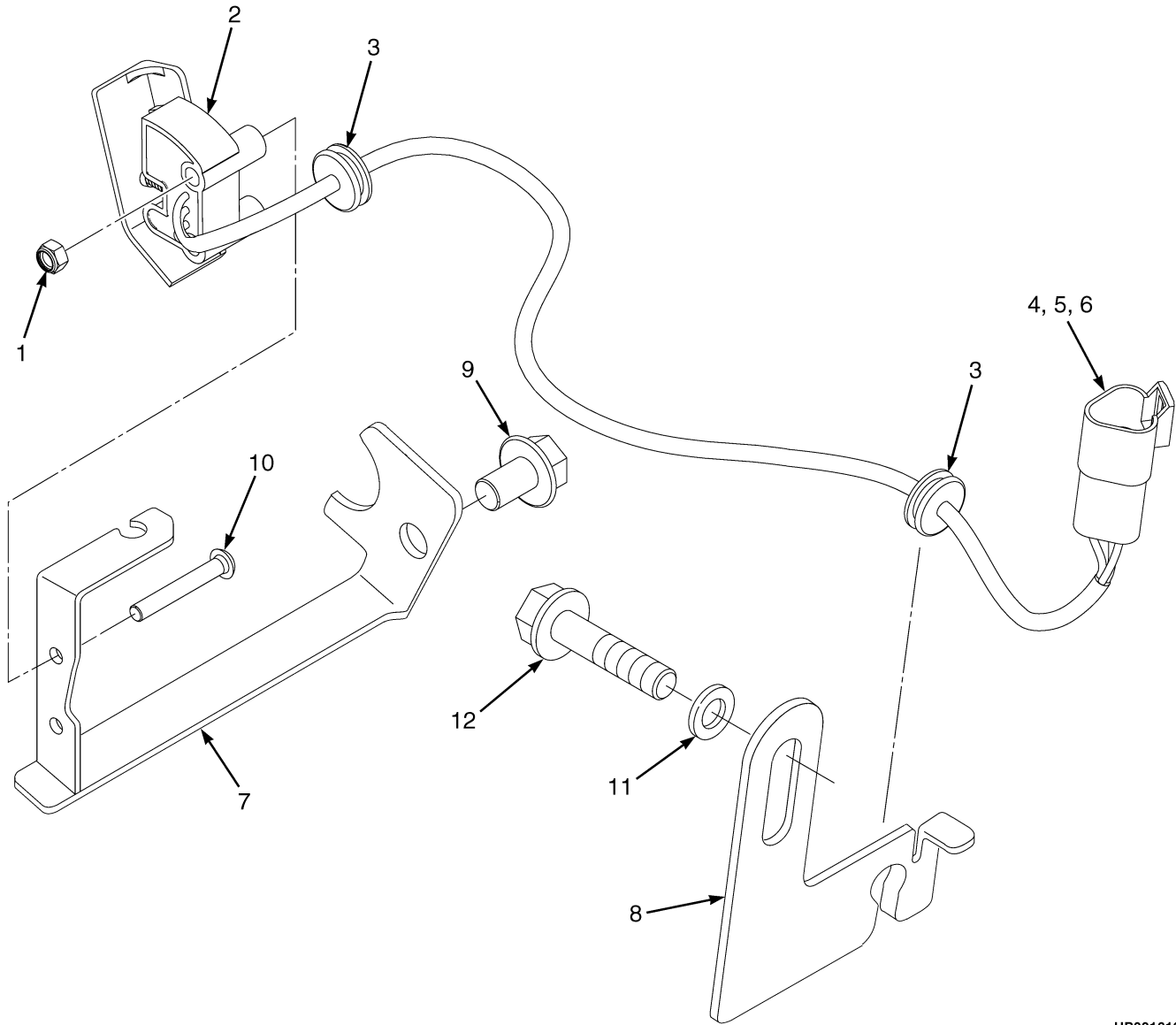
KEY:

A: Single Speed

B: Dual Speed

ITEM	PART NO.	DESCRIPTION	QTY	
			A	B
1	2105959	Wire Harness (Transmission) (☞ Figure 6-43).....	1	..
1	2085942	Wire Harness (Transmission) (☞ Figure 6-42).....	..	1
2	1500912	Clip	2	2
3	1582464	Fastener	2	2

MAST ELECTRICAL (FIGURE 6-11)

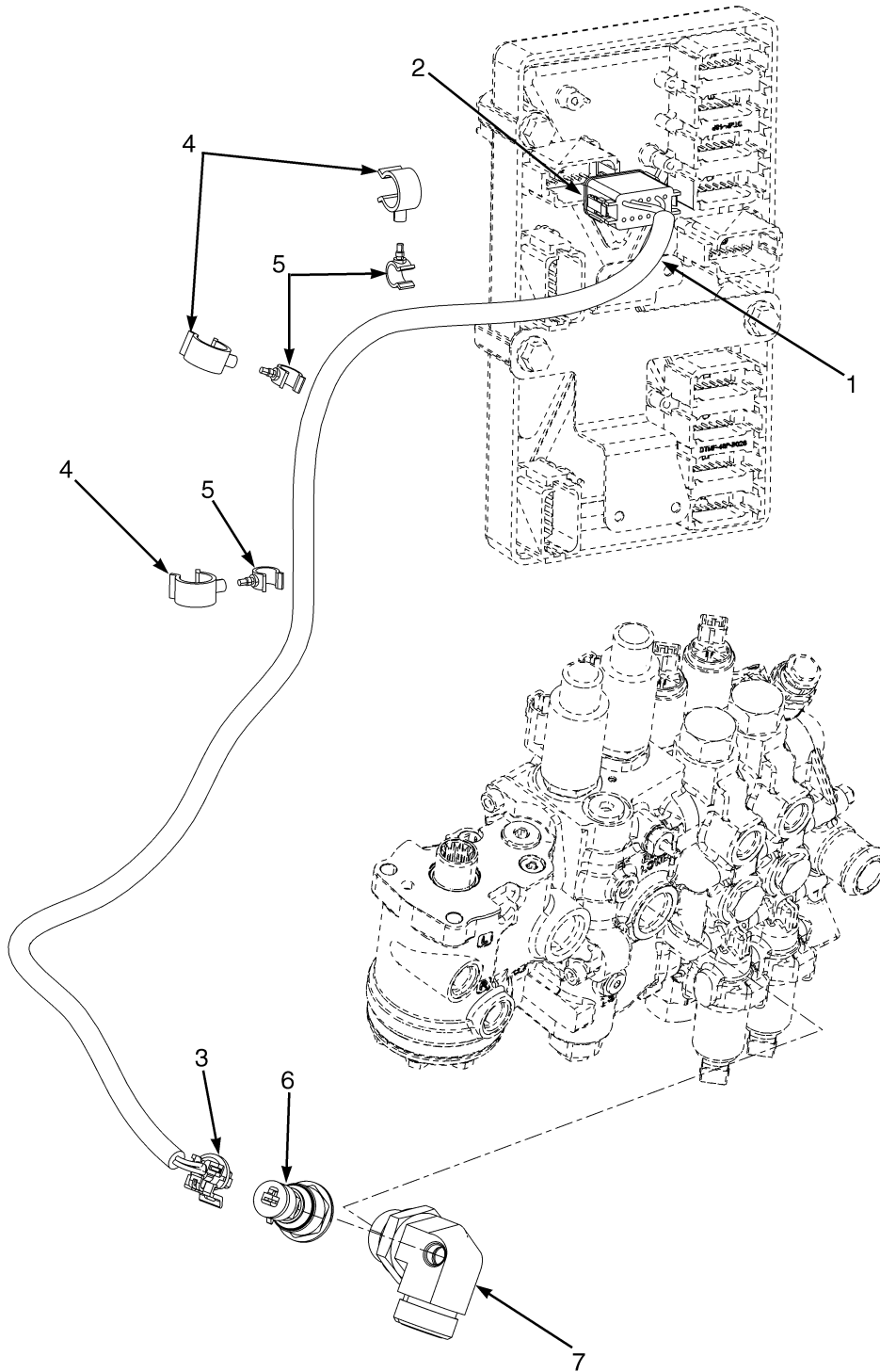


HP081616

MAST ELECTRICAL

ITEM	PART NO.	DESCRIPTION	QTY
1	302398	Locknut	2
2	1589621	Sensor (Mast Position)	1
3	98644	Grommet	2
4	1493466	Connector	1
5	1330415	Connector	1
6	1330437	Terminal (Pin)	3
7	1592071	Bracket Wldmt	1
8	1595731	Bracket	1
9	1615163	Capscrew	1
10	1553897	Capscrew	2
11	1626478	Washer	1
12	1658075	Capscrew	1

LOAD WEIGH ELECTRICAL (FIGURE 6-12)

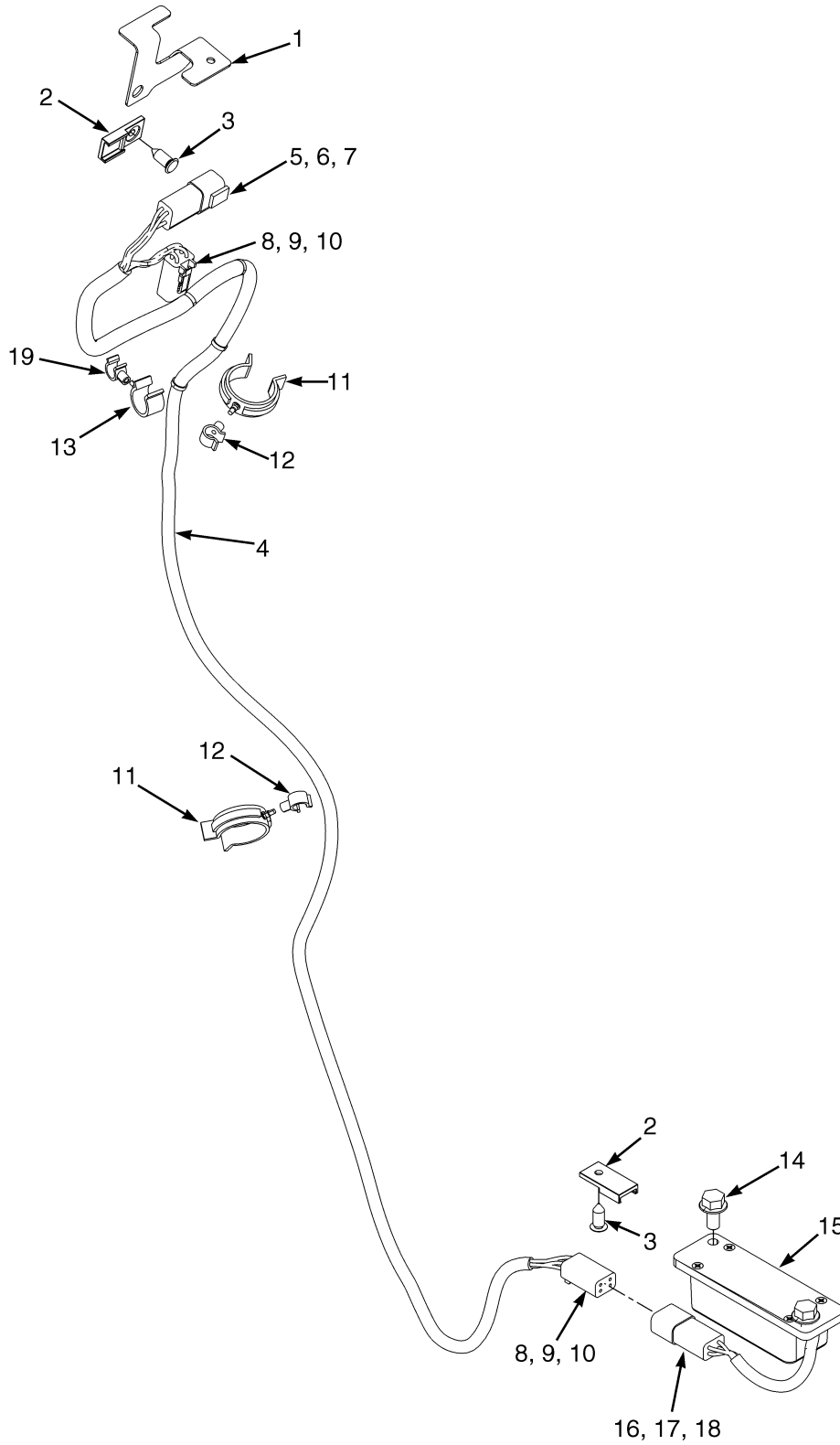


BP080413

LOAD WEIGH ELECTRICAL

ITEM	PART NO.	DESCRIPTION	QTY
1	2079326	Wire Harness (Load Weigh)	1
2	1525565	Connector	1
2	1500913	Connector	1
2	1330438	Terminal (Socket)	3
2	1484377	Plug	9
3	1603021	Connector	1
3	1603236	Connector (Secondary Lock)	1
3	1548517	Terminal (Socket)	3
3	1548519	Seal	3
4	1606544	Clamp (Swivel)	3
5	1573549	Clamp	3
6	1606735	Sensor (Load Sensing)	1
7	1605768	Fitting (Load Weigh Display)	1

IMPACT SENSOR (FIGURE 6-13)

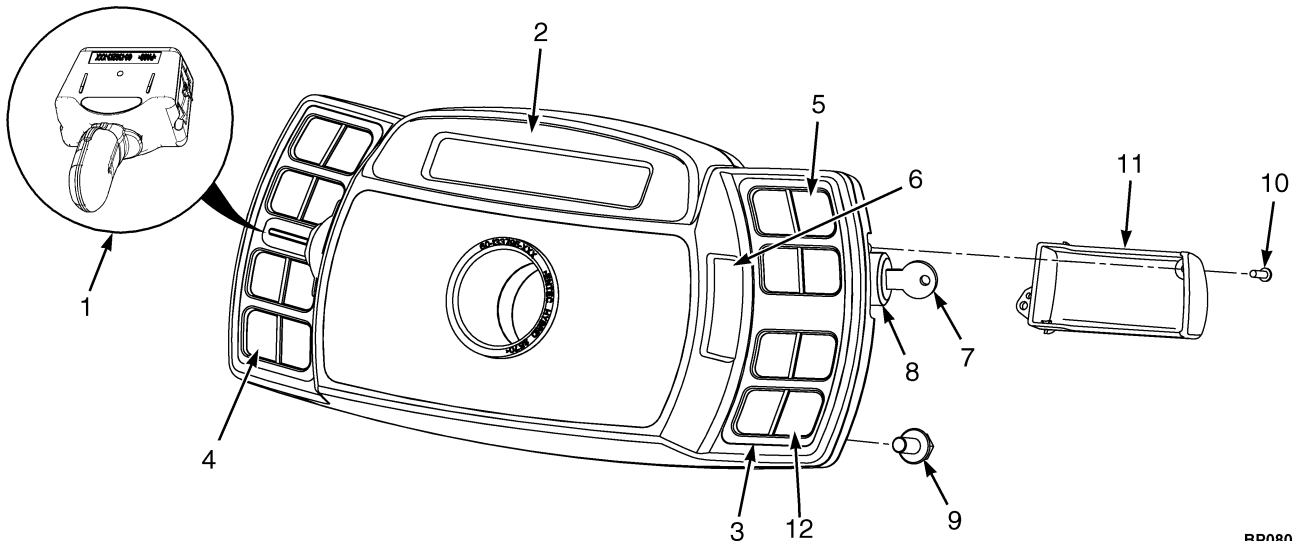


BP080394

IMPACT SENSOR

ITEM	PART NO.	DESCRIPTION	QTY
1	1535166	Bracket	1
2	1500912	Clip	2
3	1582464	Fastener	2
3	2100710	Fastener (Alternate Part)	1
4	2079281	Wire Harness (Impact Sensor)	1
5	1489655	Connector (4 Way)	1
6	1330416	Connector	1
7	1330437	Terminal (Pin)	4
8	1489656	Connector (4-Way)	2
9	1489657	Connector	2
10	1330438	Terminal (Socket)	8
11	1561759	Clamp (Swivel)	2
12	1542439	Clamp (Swivel)	2
13	1502055	Clamp (Swivel)	1
14	287851	Capscrew	2
14	320157	Washer	2
15	2079843	Sensor (Impact)	1
16	1489655	Connector (4 Way)	1
17	1330416	Connector	1
18	1330433	Terminal	4
19	1502053	Clamp (Swivel)	1

INSTRUMENT CLUSTER (FIGURE 6-14)



BP080816

KEY:

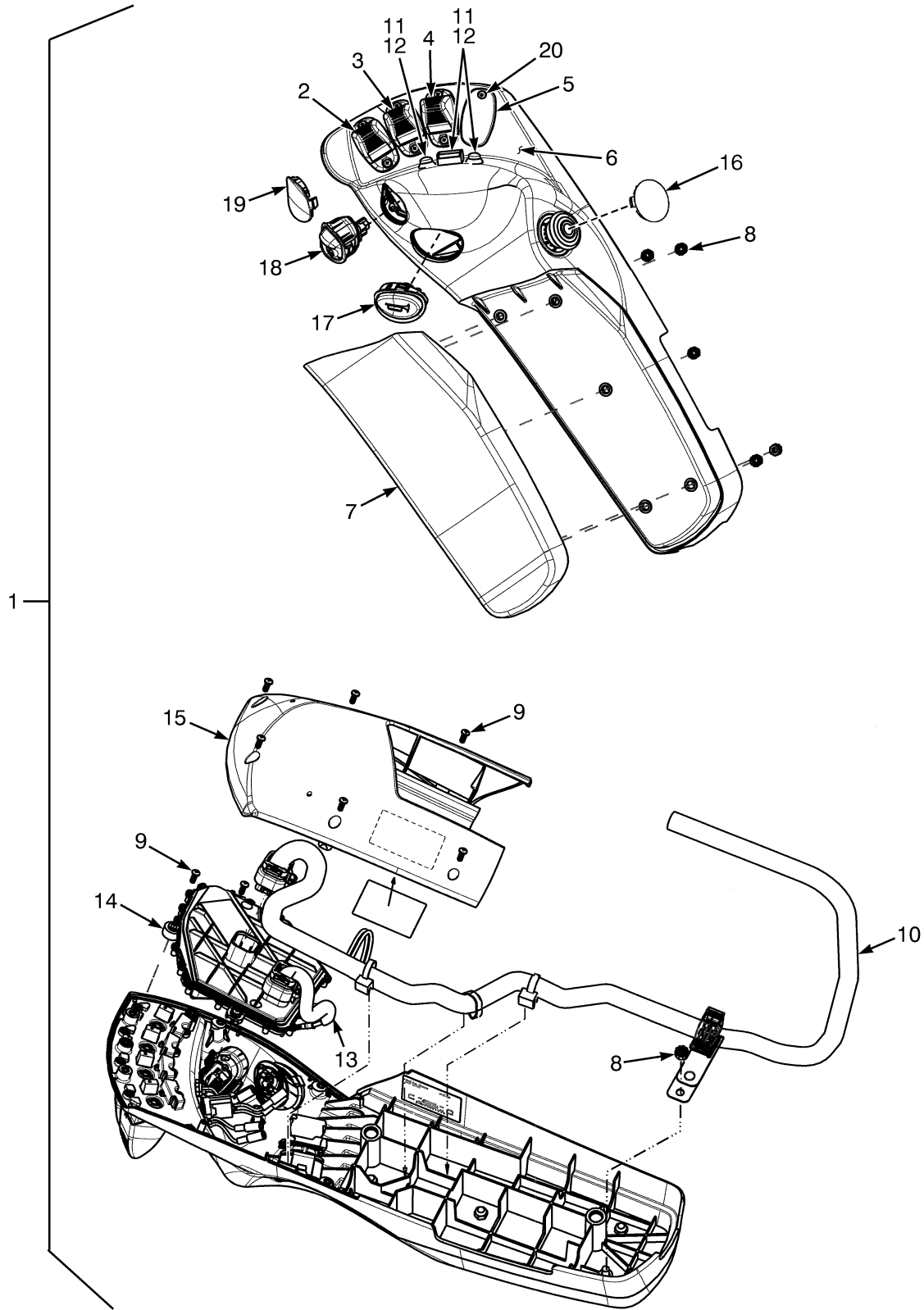
- A:** Standard Ignition Switch - With Cab
- B:** Standard Ignition Switch - With Overhead Guard

ITEM	PART NO.	DESCRIPTION	QTY	
			A	B
1	4604594	Lever (Detent Forward and Reverse)	1	1
2	2076695	Display	1
2	2076696	Display	1	..
3	2066485	Bezel	1	1
4	2069431	Label (Blank) (LH Instrument Cluster)	1
4	2066483	Label (LH Instrument Cluster)	1	..
5	b 2066482	Label (RH Display)	1	1
6	2060032	Cover (Without Turn Signals)	1	1
6	a 4604595	Lever (Turn Signal Lever)	1	1
7	c 1337197	Key Set	1	1
8	c 2057948	Ignition Switch	1	1
9	4109993			
	1527879	Capscrew	4	4
10	d 1554902	Screw	5	5
11	d 2060033	Cover	1	1
12	2066484	Label (RH Display, All Options)	1	1

FOOTNOTES:

- a** Not Illustrated
- b** Remove Panels From Overlay As Required For Truck Configuration.
- c** Start With Key Switch
- d** Start with Push Button and Remote Key Switch

MINI-LEVER CONTROLS (FIGURE 6-15) WITH ARMREST — THREE FUNCTION



BP080959

**MINI-LEVER CONTROLS
WITH ARMREST – THREE FUNCTION**

KEY:

A: Without Directional Control Switch

B: With Directional Control Switch

ITEM	PART NO.	DESCRIPTION	QTY	
			A	B
1	4601093	Mini-Lever Assembly	1	..
1	c 4601265	Mini-Lever Assembly	1	..
1	a 4601097	Mini-Lever Assembly	1	..
1	b 4601099	Mini-Lever Assembly	1	..
1	4601101	Mini-Lever Assembly	1
1	c 4601103	Mini-Lever Assembly	1
1	a 4601105	Mini-Lever Assembly	1
1	b 4601107	Mini-Lever Assembly	1
2	Lever Position 1	1	1
2	2110791	Lever (Single Function)	1	1
3	Lever Position 2	1	1
3	2110791	Lever (Single Function)	1	1
3	a 2110793	Lever (With Override)	1	1
4	Lever Position 3	1	1
4	2110791	Lever (Single Function)	1	1
4	c 2110792	Lever (Clamping)	1	1
5	2108249	Plug	1	1
6	2111799	Armrest (Without Push Buttons)	1	1
6	ac 4603439	Armrest (With Push Buttons)	1	1
7	2111769	Cushion (Armrest)	1	1
8	1709587	Nut	5	5
9	1698449	Capscrew	6	6
10	4605336	Wire Harness	1	1
11	c 1704528	Push Button (Position 3)	1	1
11	b 1704528	Push Button (Position 2 and 3)	2	2
11	a 1704528	Push Button (Position 2)	1	1
12	c 1705359	Cover (Push Button)	1	1
12	b 1705359	Cover (Push Button)	1	1
13	1704529	Wire Harness (Forward/Reverse Switch in the MLM) (Push Buttons)	1	1
14	4605337	Printed Circuit Board	1	1
15	2111800	Cover (Bottom Armrest)	1	1
16	4601120	Plug	1	1
17	2111770	Horn Button	1	1
18	2110943	Switch (Directional Control)	1
19	2110942	Plug (Directional Control Switch)	1	..
20	1698449	Capscrew	8	8

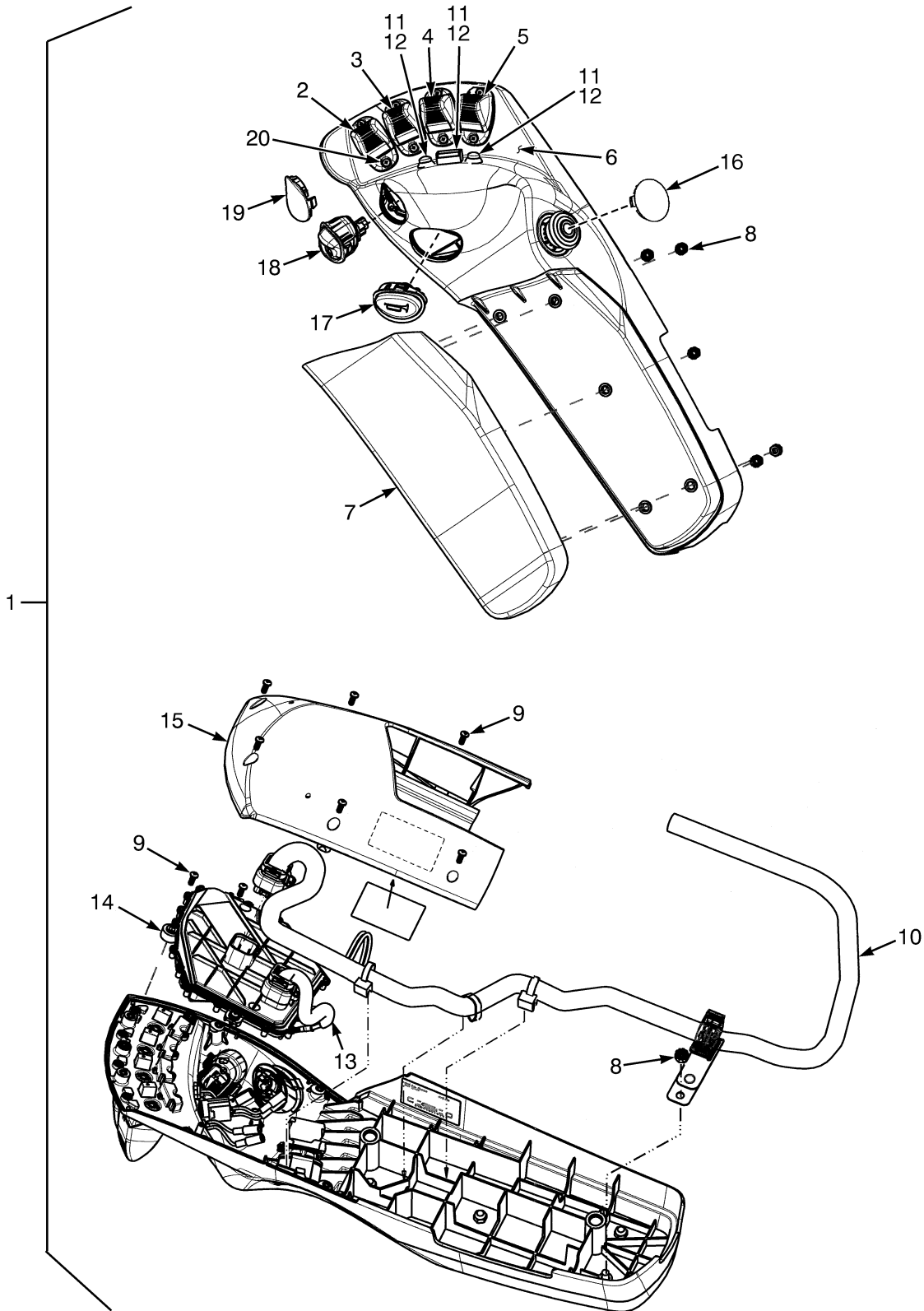
FOOTNOTES:

a Return to Set Tilt

c With Clamping

b Three Function Clamp with Return to Set Tilt

MINI-LEVER CONTROLS (FIGURE 6-16) WITH ARMREST — FOUR FUNCTION



BP080960

**MINI-LEVER CONTROLS
WITH ARMREST – FOUR FUNCTION**

KEY:

A: Without Directional Control Switch

B: With Directional Control Switch

ITEM	PART NO.	DESCRIPTION	QTY	
			A	B
1	4601094	Mini-Lever Assembly	1	..
1	a 4601096	Mini-Lever Assembly	1	..
1	c 4601098	Mini-Lever Assembly	1	..
1	b 4601100	Mini-Lever Assembly	1	..
1	4601102	Mini-Lever Assembly	1
1	a 4601104	Mini-Lever Assembly	1
1	c 4601106	Mini-Lever Assembly	1
1	b 4601108	Mini-Lever Assembly	1
2	Lever Position 1	1	1
2	2110791	Lever (Single Function)	1	1
3	Lever Position 2	1	1
3	2110791	Lever (Single Function)	1	1
3	b 2110793	Lever (With Override)	1	1
4	Lever Position 3	1	1
4	2110791	Lever (Single Function)	1	1
5	Lever Position 4	1	1
5	2110791	Lever (Single Function)	1	1
5	ab 2110792	Lever (Clamping)	1	1
6	2111799	Armrest (Without Push Buttons)	1	1
6	abc 4603439	Armrest (With Push Buttons)	1	1
7	2111769	Cushion (Armrest)	1	1
8	1709587	Nut	5	5
9	1698449	Capscrew	6	6
10	4605336	Wire Harness	1	1
11	a 1704528	Push Button	1	1
11	b 1704528	Push Button	2	2
12	a 1705359	Cover (Push Button)	2	2
12	b 1705359	Cover (Push Button)	1	1
13	1704529	Wire Harness (Forward/Reverse Switch in the MLM) (Push Buttons)	1	1
14	4605337	Printed Circuit Board	1	1
15	2111800	Cover (Bottom Armrest)	1	1
16	4601120	Plug	1	1
17	2111770	Horn Button	1	1
18	2110943	Switch (Directional Control)	1
19	2110942	Plug (Directional Control Switch)	1	..
20	1698449	Capscrew	8	8

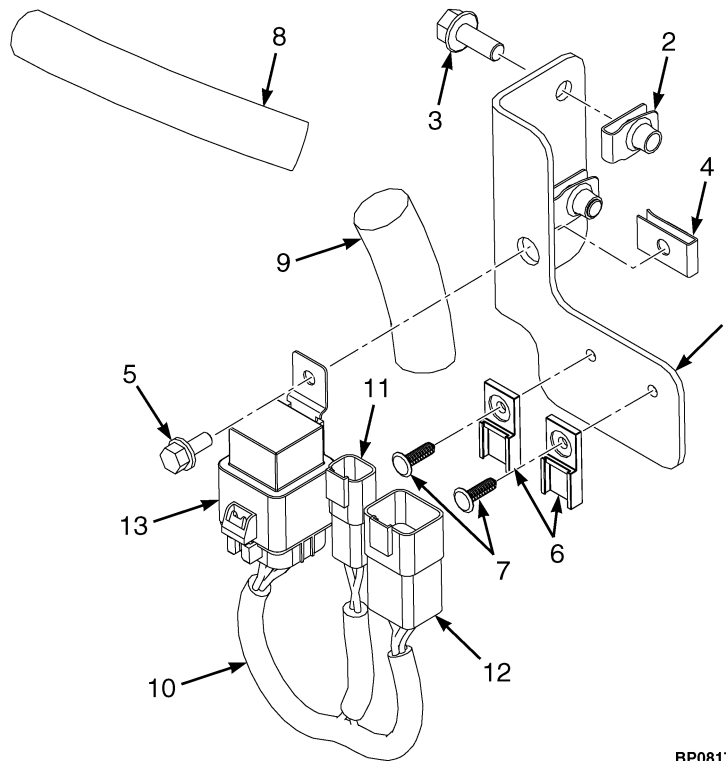
FOOTNOTES:

a With Clamping

c With Return to Set Tilt

b With Clamping and Return to Set Tilt

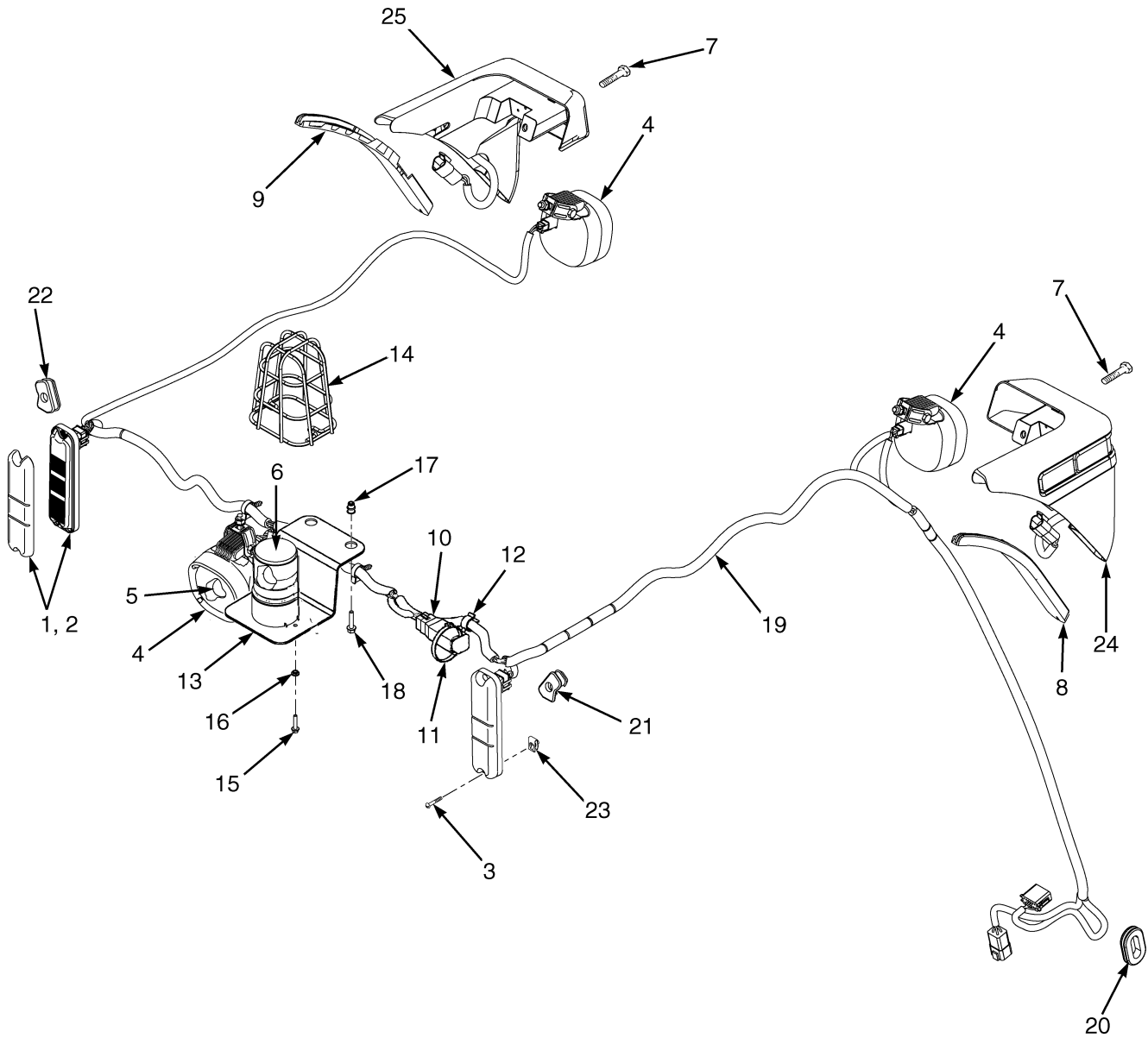
SEAT BELT SWITCH ADAPTER (FIGURE 6-17)



BP081704

ITEM	PART NO.	DESCRIPTION	QTY
1	4052234	Bracket	1
2	1480237	Nut	2
3	1527880	Capscrew	2
4	1566420	Nut (Foldover)	1
5	1693371	Capscrew	1
6	1500912	Clip	2
7	1582464	Fastener	2
8	4099377	Wrap	1
9	4099378	Wrap	1
10	4620425	Wire Harness	1
11	Connector Assembly (Seat Belt Switch Harness)	1
11	1493465	Connector (2 Pin)	1
11	1330414	Connector (Secondary Lock)	1
11	1363885	Terminal (Pin)	2
12	Connector Assembly (RH Chassis Harness)	1
12	4047669	Connector	1
12	1514598	Connector	1
12	866401	Terminal	4
13	Connector Assembly (Relay)	1
13	4030503	Connector	1
13	1330283	Terminal	4
13	1323581	Plug	1
13	4039364	Relay (With Diode)	1

LIGHTS (FIGURE 6-18) BRAKE, TAIL, BACKUP, SIDE, TURN SIGNALS, WORK, STROBE — WITH OVERHEAD GUARD



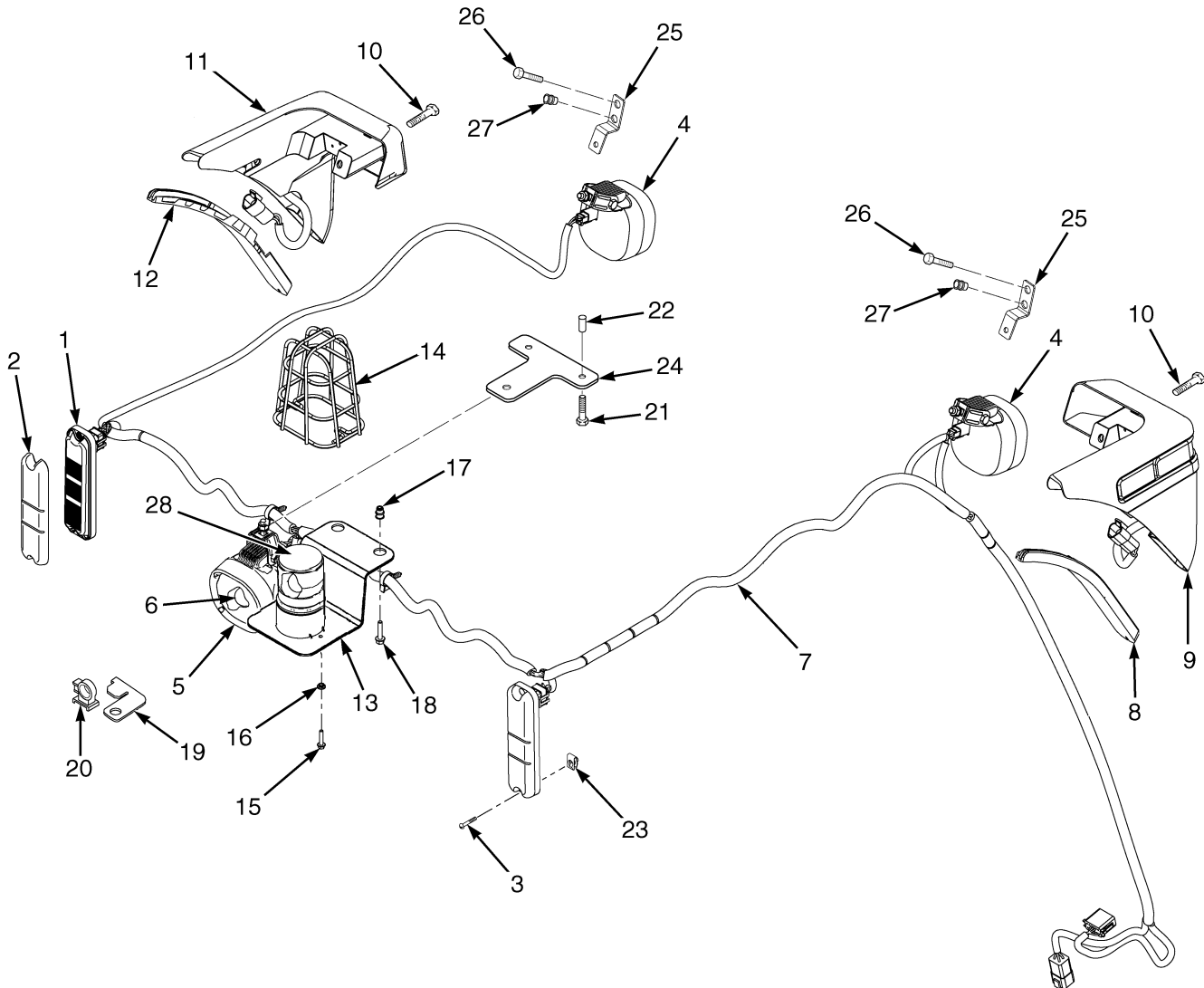
BP080385

LIGHTS

BRAKE, TAIL, BACKUP, SIDE, TURN SIGNALS, WORK, STROBE – WITH OVERHEAD GUARD

ITEM	PART NO.	DESCRIPTION	QTY
1	2056824	Brake/Backup Light (Stop, Turn, Tail, And Back-Up)	2
1	2056823	Tail Light Base (RH) (☞Figure 1-4).....	1
1	2056822	Tail Light Base (LH) (☞Figure 1-4).....	1
2	2056826	Reflector (Tail)	2
3	1565125	Screw	4
4	2098083	Work Light (Rear) (Halogen)	1
4	2107382	Head/Work Light (Rear) (LED)	1
4	2098086	Work Light (RH Front) (Halogen)	1
4	2107385	Head/Work Light (RH Front) (LED)	1
4	2098087	Work Light (LH Front) (Halogen)	1
4	2107386	Head/Work Light (LH Front) (LED)	1
5	2098082	Bulb (Halogen)	1
6	1654013	Strobe Light Assembly (☞Figure 15-1).....	1
6	1652290	Strobe Light (Amber LED)	1
7	1608654	Capscrew	4
7	1613324	Capscrew (Alternate Part)	4
8	1608589	Trim (RH)	1
9	1608590	Trim (LH)	1
10	2095895	Wire Harness	1
10	1514597	Connector	1
10	1514598	Connector	1
10	1484709	Terminal (Pin)	4
10	1634047	Resistor	3
11	1606544	Clamp (Swivel)	1
12	1644398	Clamp (Swivel)	1
13	1565076	Bracket Wldmt	1
14	1302024	Guard (Strobe Light)	1
15	1586759	Capscrew	2
16	1586428	Nut	2
17	1531001	Insert	2
18	1586495	Capscrew	2
19	2098387	Wire Harness (Lights) (☞Figure 6-45).....	1
20	1539584	Grommet (Vehicle System Manager)	1
21	1560447	Grommet (RH Tail Light)	1
22	1560448	Grommet (LH Tail Light)	1
23	1537551	Nut (Clip)	4
24	2070561	Turn Signal Light (RH Front)	1
24	2070563	Cap (Black Plastic)	2
24	1493466	Connector	1
24	1330415	Connector	1
24	1330437	Terminal (Pin)	3
25	2070562	Turn Signal Light (LH Front)	1
25	2070563	Cap (Black Plastic)	2
25	1493466	Connector	1
25	1330415	Connector	1
25	1330437	Terminal (Pin)	3

LIGHTS (FIGURE 6-19) BRAKE, TAIL, BACKUP, SIDE, TURN SIGNALS, WORK, STROBE — WITH CAB

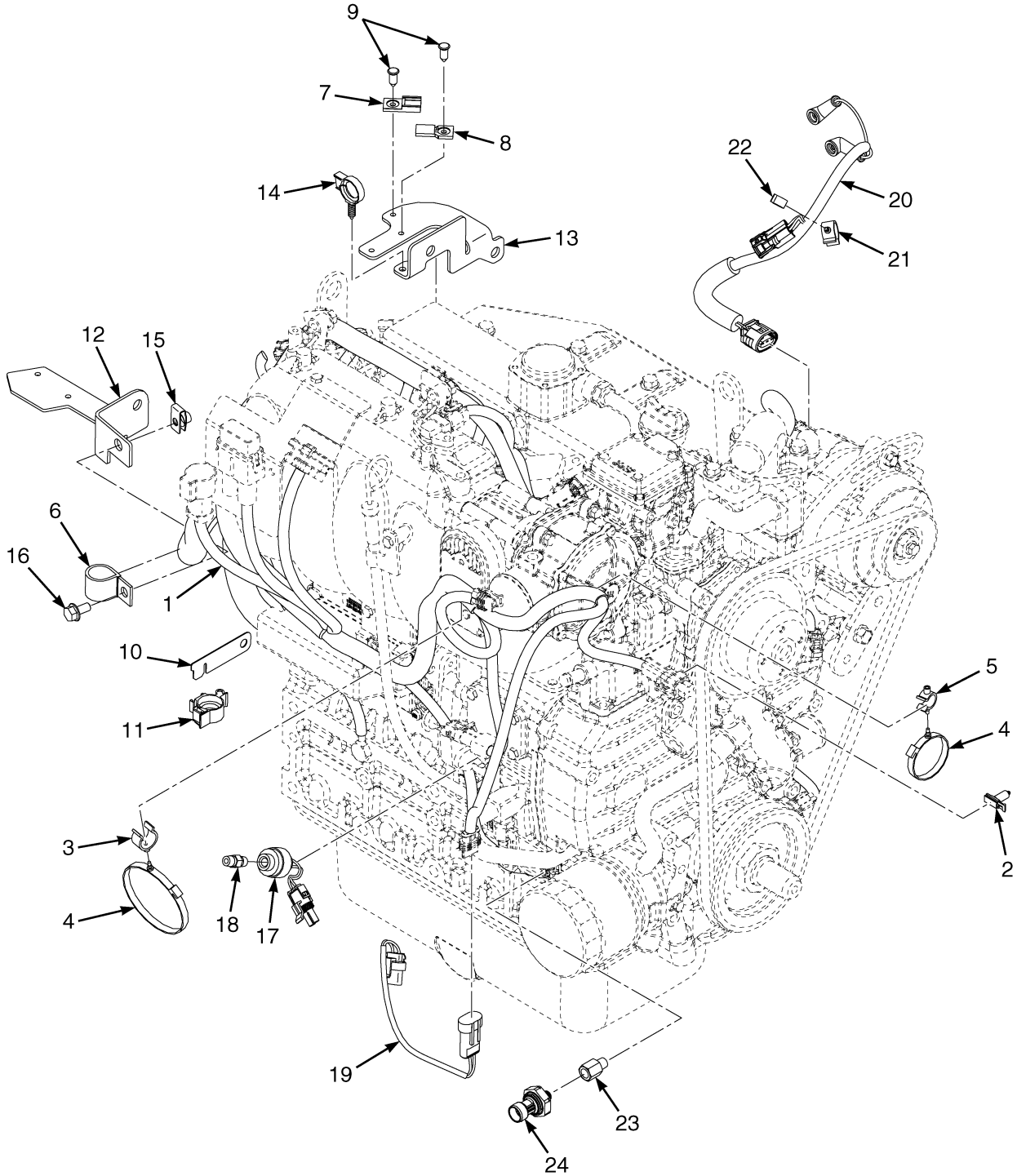


BP080386

LIGHTS
BRAKE, TAIL, BACKUP, SIDE, TURN SIGNALS, WORK, STROBE – WITH CAB

ITEM	PART NO.	DESCRIPTION	QTY
1	2056824	Brake/Backup Light (Stop, Turn, Tail, And Back-Up)	2
1	2056822	Tail Light Base (LH) (Not Shown) (☞Figure 1-4).....	1
1	2056823	Tail Light Base (RH) (Not Shown) (☞Figure 1-4).....	1
2	2056826	Reflector (Tail)	2
3	1565125	Screw	4
4	2098086	Work Light (RH Front) (Halogen)	1
4	2107385	Head/Work Light (RH Front) (LED)	1
4	2098087	Work Light (LH Front) (Halogen)	1
4	2107386	Head/Work Light (LH Front) (LED)	1
5	2098083	Work Light (Rear) (Halogen)	1
5	2107382	Head/Work Light (Rear) (LED)	1
6	2098082	Bulb (Halogen)	1
7	1598333	Wire Harness	1
7	2044712	Relay (30 Amp)	1
8	1608591	Trim (RH)	1
9	2070561	Turn Signal Light (RH Front)	1
10	1613324	Capscrew	4
11	2070562	Turn Signal Light (LH Front)	1
12	1608592	Trim (LH)	1
13	1565076	Bracket Wldmt	1
14	1302024	Guard (Strobe Light)	1
15	1586759	Capscrew	2
16	1586428	Nut	2
17	1531558	Insert	2
18	1586495	Capscrew	2
19	1532759	Clip	1
20	1532775	Clip	1
21	1586495	Capscrew	2
22	1531558	Insert	2
23	1537551	Nut (Clip)	4
24	1698541	Bracket	1
25	1588583	Bracket	2
26	1583611	Capscrew	4
27	1531557	Insert	4
28	1654013	Strobe Light Assembly (☞Figure 15-1).....	1
28	1652290	Strobe Light (Amber LED)	1
28	1463138	Terminal Pin	2
28	1561559	Connector (2 Pin)	1
28	1561755	Connector (Secondary Lock)	1

ENGINE WIRE HARNESS AND ATTACHING PARTS (FIGURE 6-20) 2.5L KUBOTA LPG — TWO SPEED TRANSMISSION

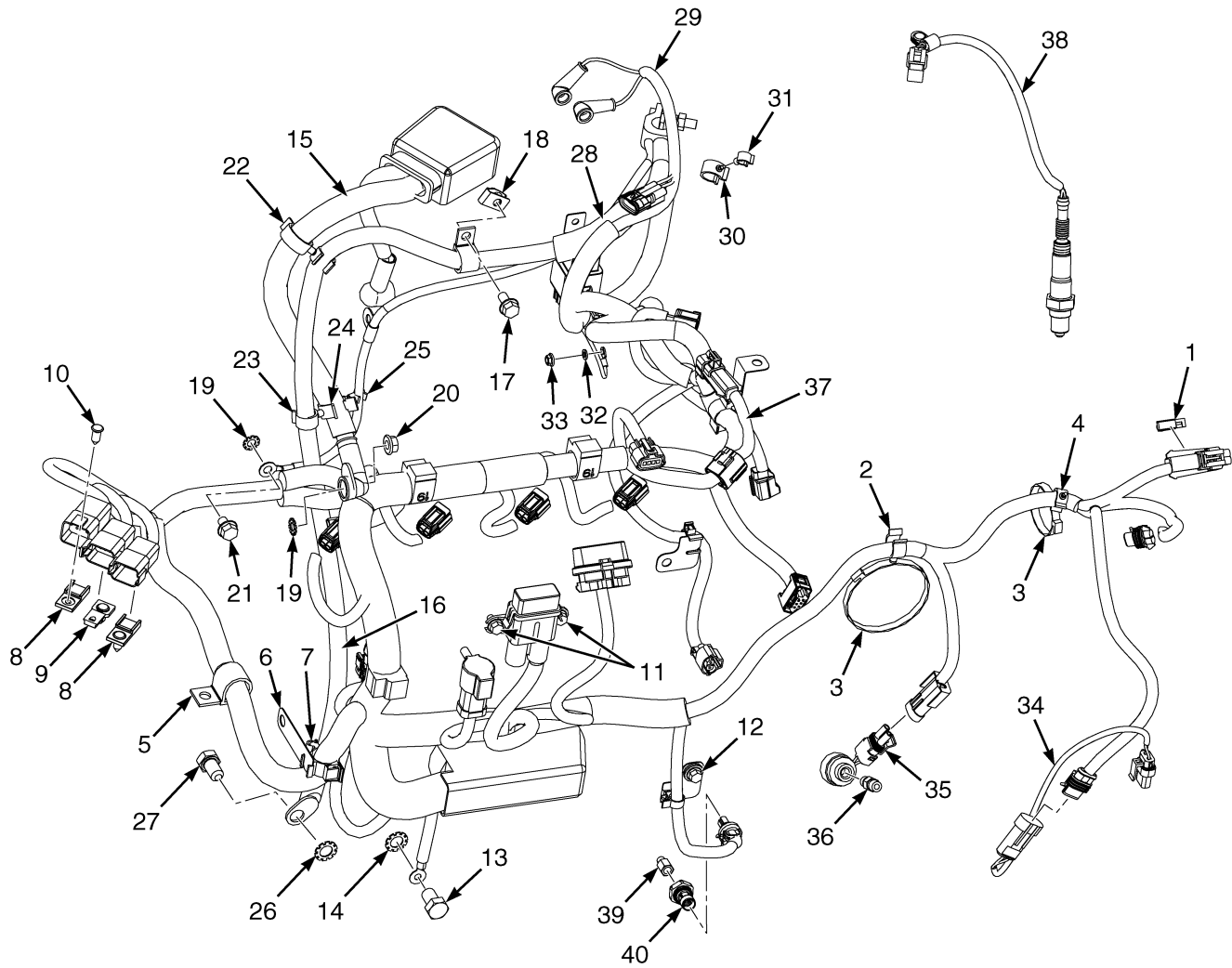


BP081629

**ENGINE WIRE HARNESS AND ATTACHING PARTS
2.5L KUBOTA LPG – TWO SPEED TRANSMISSION**

ITEM	PART NO.	DESCRIPTION	QTY
1	4629050	Wire Harness (Engine) (2.5L LPG) (☞ Figure 6-28).....	1
2	1520513	Clip	1
3	1502059	Clamp (Swivel)	1
4	1502061	Clamp	2
5	1542439	Clamp (Swivel)	1
6	153069	Clamp	1
7	1500912	Clip	1
8	1531480	Clip	1
9	1582464	Fastener	1
10	1532758	Clip	1
11	1532777	Clip	1
12	4078617	Bracket	1
13	4078834	Bracket	1
14	1608857	Clip	1
15	1480237	Nut	1
16	4109993		
	1527879	Capscrew	1
17	1529257	Sensor (Air Flow Restriction)	1
18	16150	Fitting	1
19	4602843	Wire Harness (Adapter-Low pressure) (☞ Figure 6-39).....	1
20	4629051	Wire Harness (Alternator-Disconnect)	1
21	1543698	Clamp (Swivel) (Alternator-Disconnect)	1
22	1561871	Clamp (Swivel) (Alternator-Disconnect)	1
23	367224	Adapter	1
24	1566654	Pressure Transducer Sensor (Oil Pressure)	1

ENGINE WIRE HARNESS AND ATTACHING PARTS (FIGURE 6-21) 2.5L KUBOTA LPG — SINGLE SPEED TRANSMISSION

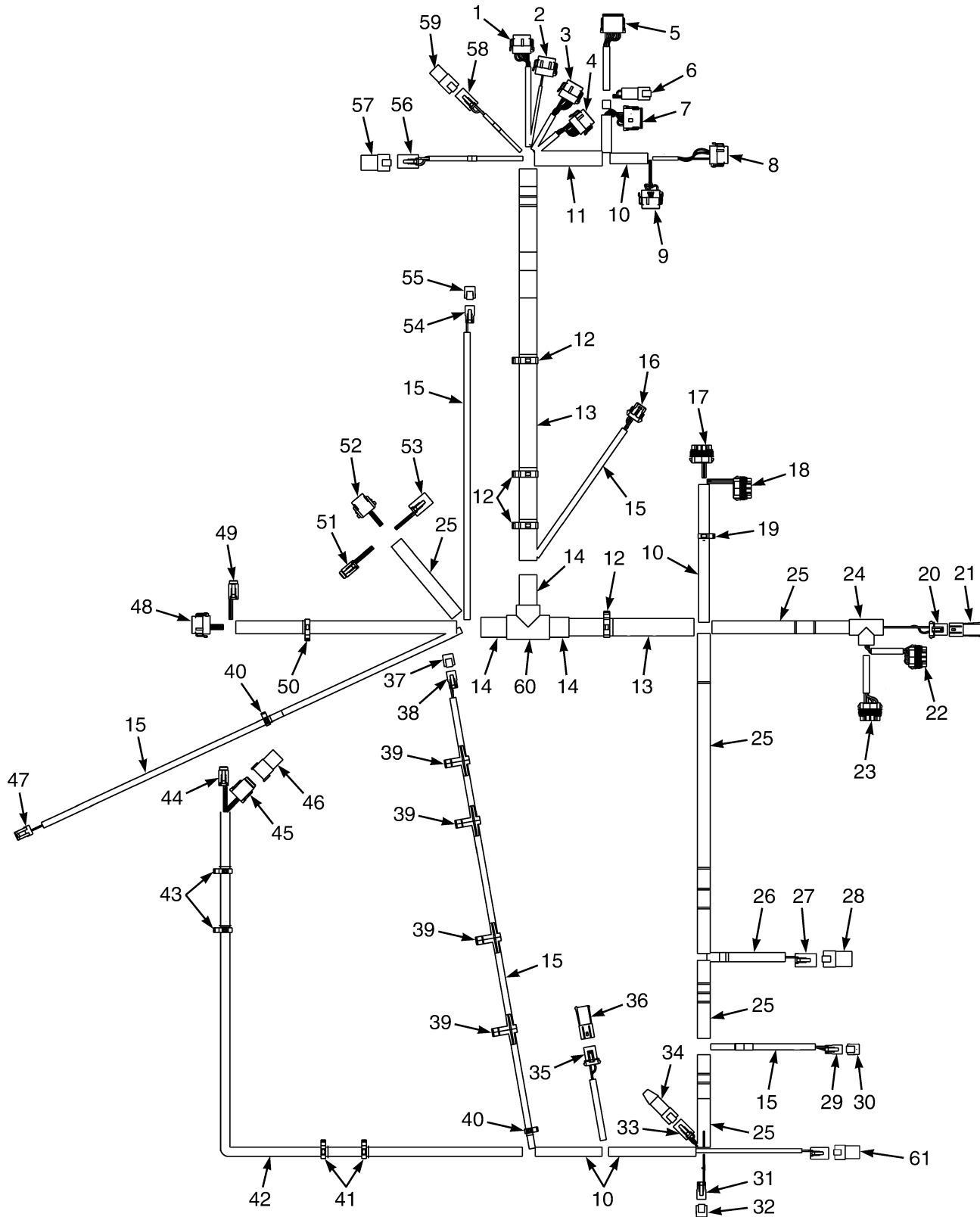


BP081690

**ENGINE WIRE HARNESS AND ATTACHING PARTS
2.5L KUBOTA LPG – SINGLE SPEED TRANSMISSION**

ITEM	PART NO.	DESCRIPTION	QTY
1	1520513	Clip	1
2	1502059	Clamp (Swivel)	1
3	1502061	Clamp	2
4	1542439	Clamp (Swivel)	1
5	153069	Clamp	1
6	1570327	Bracket	1
7	1532777	Clip	1
8	1500912	Clip	1
9	1531480	Clip	1
10	1582464	Fastener	3
11	1534417	Capscrew	3
12	1476421	Washer	2
13	4034828	Capscrew	1
14	296382	Washer	1
15	4634489	Battery Cable (Positive)	1
15	4634490	Battery Cable (Positive) (LPS)	1
16	4628917	Battery Cable (Negative)	1
17	4109993		
	1527879	Capscrew	1
18	1480237	Nut	1
19	296380	Washer	2
20	1502543	Nut (Flange)	1
21	1529366	Capscrew	1
22	1542436	Clamp (Swivel)	1
23	1543698	Clamp (Swivel)	1
24	4078947	Clamp	1
25	1542440	Clamp (Swivel)	1
26	296382	Washer	1
27	4034828	Capscrew	1
28	4099378	Wrap	1
29	4629051	Wire Harness (Alternator)	1
30	1543698	Clamp (Swivel)	1
31	1561871	Clamp (Swivel)	1
32	292679	Washer	1
33	1565407	Nut	1
34	4602843	Wire Harness (Adapter) (☞Figure 6-39).....	1
35	1529257	Sensor (Air Flow Restriction)	1
36	16150	Fitting	1
37	4629050	Wire Harness (Engine) (LPG) (☞Figure 6-28).....	1
38	4104893	Sensor (O2)	1
39	367224	Adapter	1
40	1566654	Pressure Transducer Sensor (Oil Pressure)	1

WIRE HARNESS (FIGURE 6-22) RH CHASSIS — MAZDA 2.2L



BP081458

**WIRE HARNESS
RH CHASSIS – MAZDA 2.2L**

ITEM	PART NO.	DESCRIPTION	QTY
	4620357	Wire Harness (Chassis)	1
1	Connector Assembly (Vehicle System Manager)	1
1	1525570	Connector	1
1	1463139	Terminal	8
1	1484377	Plug	4
1	1530037	Connector (Secondary Lock)	1
2	Connector Assembly (Vehicle System Manager)	1
2	1525569	Connector	1
2	1484377	Plug	10
2	1463139	Terminal	2
2	1530037	Connector (Secondary Lock)	1
3	Connector Assembly (Vehicle System Manager)	1
3	1525568	Connector	1
3	1463139	Terminal	7
3	1484377	Plug	5
3	1530037	Connector (Secondary Lock)	1
4	Connector Assembly (Vehicle System Manager)	1
4	1525567	Connector	1
4	1463139	Terminal	9
4	1484377	Plug	3
4	1530037	Connector (Secondary Lock)	1
5	Connector Assembly (Vehicle System Manager)	1
5	1525563	Connector	1
5	1363886	Terminal (Socket)	4
5	1330438	Terminal (Socket)	8
5	1500913	Connector (Secondary Lock)	1
6	Connector Assembly (Cowl Harness)	1
6	1489655	Connector (4 Way)	1
6	1330437	Terminal (Pin)	4
6	1330416	Connector	1
7	Connector Assembly (Cowl Harness)	1
7	1493428	Connector (12-Way)	1
7	1330438	Terminal (Socket)	10
7	1484377	Plug	2
7	1500913	Connector (Secondary Lock)	1
8	1529046	Connector (Secondary Lock)	1
8	Connector Assembly (Vehicle System Manager)	1
8	1525567	Connector	1
8	1484377	Plug	9
8	1463139	Terminal	3
8	1529046	Connector (Secondary Lock)	1
9	Connector Assembly (Vehicle System Manager)	1
9	1525569	Connector	1
9	1463139	Terminal	9
9	1484377	Plug	3
9	1529046	Connector (Secondary Lock)	1
10	275496	Conduit	AR
11	275498	Conduit	AR
12	1534282	Clip	4
13	1540388	Conduit	AR

WIRE HARNESS RH CHASSIS – MAZDA 2.2L

ITEM	PART NO.	DESCRIPTION	QTY
14	275499	Conduit	AR
15	275493	Conduit	AR
16	Connector Assembly (Horn)	1
16	1476064	Connector	1
16	1330355	Terminal	3
16	1330356	Seal	2
16	1476108	Wire Seal (White)	1
16	1476109	Connector Lock	1
17	Connector Assembly (Power Distribution Module)	1
17	1521184	Connector	1
17	1327164	Seal	1
17	1330281	Terminal	6
17	1521989	Terminal	1
17	1323579	Seal	5
17	1402888	Seal (Purple)	2
17	1521188	Lock	1
18	Connector Assembly (Power Distribution Module)	1
18	1521183	Connector	1
18	1330281	Terminal	4
18	1327164	Seal	1
18	1323579	Seal	7
18	1521989	Terminal	1
18	1521188	Lock	1
19	1534828	Clip	1
20	Connector Assembly (Hydraulic Filter)	1
20	1329152	Plug	1
20	1330281	Terminal	2
20	1402888	Seal (Purple)	2
20	1329151	Terminal (Secondary Lock)	1
21	Connector Assembly (End Cap)	1
21	1329150	Connector	1
21	1327164	Seal	2
21	1329151	Terminal (Secondary Lock)	1
22	Connector Assembly (Power Distribution Module)	1
22	1521185	Connector	1
22	1330281	Terminal	5
22	1521989	Terminal	2
22	1327164	Seal	1
22	1323579	Seal	7
22	1521188	Lock	1
23	Connector Assembly (Power Distribution Module)	1
23	1521186	Connector	1
23	1521989	Terminal	7
23	1323579	Seal	7
23	1327164	Seal	1
23	1521188	Lock	1
24	1531490	Conduit	1
25	275497	Conduit	AR
26	275495	Conduit	AR
27	Connector Assembly (Accessory 2)	1

**WIRE HARNESS
RH CHASSIS – MAZDA 2.2L**

ITEM	PART NO.	DESCRIPTION	QTY
27	1514602	Connector	1
27	1554359	Terminal	3
27	1330439	Plug	1
27	1514603	Connector (Secondary Lock)	1
28	Connector Assembly (End Cap)	1
28	1514597	Connector	1
28	1330439	Plug	4
29	Connector Assembly (Hood Switch/Key Switch)	1
29	1490242	Connector (2 Way)	1
29	1330438	Terminal (Socket)	1
29	1490243	Connector	1
30	1626727	Connector (End Cap)	1
31	Connector Assembly (Alternate Horn Button)	1
31	1490242	Connector (2 Way)	1
31	1330438	Terminal (Socket)	2
31	1490243	Connector	1
32	1626727	Connector (End Cap)	1
33	Connector Assembly (Bus Terminal)	1
33	1489656	Connector (4-Way)	1
33	1330438	Terminal (Socket)	4
33	1489657	Connector (Secondary Lock)	1
34	1531973	Connector (End Cap)	1
35	Connector Assembly (Coolant Level)	1
35	1329152	Plug	1
35	1330281	Terminal	2
35	1402888	Seal (Purple)	2
35	1329151	Terminal (Secondary Lock)	1
36	Connector Assembly (End Cap)	1
36	1493428	Connector (12-Way)	1
36	1327164	Seal	2
36	1329151	Terminal (Secondary Lock)	1
37	1626727	Connector (End Cap)	1
38	Connector Assembly (Back-Up Alarm)	1
38	1490242	Connector (2 Way)	1
38	1330438	Terminal (Socket)	2
38	1490243	Connector	1
39	1587778	Clip	4
40	1509888	Clip	2
41	1509890	Clip	2
42	1699754	Conduit	AR
43	1509890	Clip	2
44	Connector Assembly (Seat Harness)	1
44	1531973	Connector	1
44	1463139	Terminal	4
44	1484377	Plug	2
44	1531974	Connector (Secondary Lock)	1
45	Connector Assembly (MLM Harness)	1
45	1541991	Connector	1
45	1463139	Terminal	5
45	1484377	Plug	3

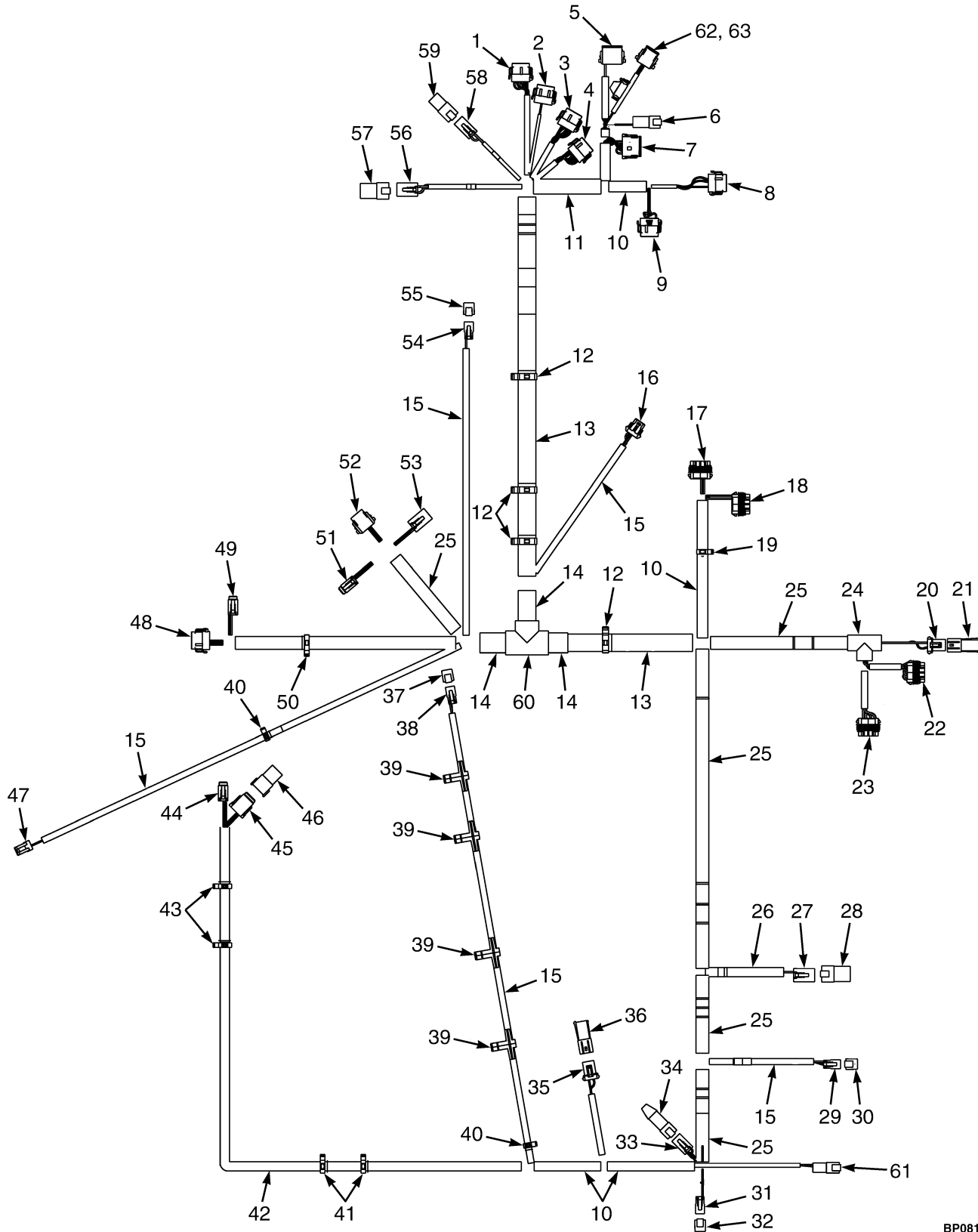
WIRE HARNESS RH CHASSIS – MAZDA 2.2L

ITEM	PART NO.	DESCRIPTION	QTY
45	1541992	Connector (Secondary Lock)	1
46	Connector Assembly (Endcap)	1
46	1541988	Connector (8 Pin)	1
46	1484377	Plug	8
47	Connector Assembly (Hydraulic Temp)	1
47	1402868	Connector	1
47	1323576	Terminal	2
48	Connector Assembly (Transmission Harness)	1
48	1525567	Connector	1
48	1463139	Terminal	11
48	1484377	Plug	1
48	1529046	Connector (Secondary Lock)	1
49	Connector Assembly (Transmission Harness)	1
49	1531973	Connector	1
49	1463139	Terminal	6
49	1531974	Connector (Secondary Lock)	1
50	1500899	Clip	1
51	Connector Assembly (Engine Harness)	1
51	1531973	Connector	1
51	1463139	Terminal	6
51	1531974	Connector (Secondary Lock)	1
52	Connector Assembly (Engine Harness)	1
52	1502625	Connector	1
52	1330438	Terminal (Socket)	8
52	1502626	Connector (Secondary Lock)	1
53	Connector Assembly (Engine Harness)	1
53	1514602	Connector	1
53	1554359	Terminal	3
53	1330439	Plug	1
53	1514603	Connector (Secondary Lock)	1
54	Connector Assembly (Hydraulic Solenoid)	1
54	1490242	Connector (2 Way)	1
54	1330438	Terminal (Socket)	2
54	1490243	Connector	1
55	1626727	Connector (End Cap)	1
56	Connector Assembly (Lights/Cab Harness)	1
56	1514602	Connector	1
56	1554359	Terminal	4
56	1514603	Connector (Secondary Lock)	1
57	Connector Assembly (End Cap)	1
57	1514597	Connector	1
57	1330439	Plug	4
58	Connector Assembly (Accessory 1)	1
58	1545202	Connector	1
58	1554359	Terminal	2
58	1546697	Connector	1
59	Connector Assembly (End Cap)	1
59	1480187	Connector	1
60	1531492	T-Fitting	1
61	Connector Assembly (Seat Switch Harness)	1

**WIRE HARNESS
RH CHASSIS – MAZDA 2.2L**

ITEM	PART NO.	DESCRIPTION	QTY
61	1632865	Connector	1
61	1514603	Connector	1
61	1554359	Terminal	4

WIRE HARNESS (FIGURE 6-23) RH CHASSIS WITH SEAT BELT SEQUENCE MODULE — MAZDA 2.2L



BP081733

WIRE HARNESS
RH CHASSIS WITH SEAT BELT SEQUENCE MODULE – MAZDA 2.2L

ITEM	PART NO.	DESCRIPTION	QTY
	4635221	Wire Harness (Chassis)	1
1	Connector Assembly (Vehicle System Manager)	1
1	1525570	Connector	1
1	1463139	Terminal	8
1	1484377	Plug	4
1	1530037	Connector (Secondary Lock)	1
2	Connector Assembly (Vehicle System Manager)	1
2	1525569	Connector	1
2	1484377	Plug	10
2	1463139	Terminal	2
2	1530037	Connector (Secondary Lock)	1
3	Connector Assembly (Vehicle System Manager)	1
3	1525568	Connector	1
3	1463139	Terminal	7
3	1484377	Plug	5
3	1530037	Connector (Secondary Lock)	1
4	Connector Assembly (Vehicle System Manager)	1
4	1525567	Connector	1
4	1463139	Terminal	9
4	1484377	Plug	3
4	1530037	Connector (Secondary Lock)	1
5	Connector Assembly (Vehicle System Manager)	1
5	1525563	Connector	1
5	1363886	Terminal (Socket)	4
5	1330438	Terminal (Socket)	8
5	1500913	Connector	1
6	Connector Assembly (Cowl Harness)	1
6	1489655	Connector (4 Way)	1
6	1330437	Terminal (Pin)	4
6	1330416	Connector	1
7	Connector Assembly (Cowl Harness)	1
7	1493428	Connector (12-Way)	1
7	1330438	Terminal (Socket)	10
7	1484377	Plug	2
7	1500913	Connector	1
8	Connector Assembly (Vehicle System Manager)	1
8	1525567	Connector	1
8	1484377	Plug	9
8	1463139	Terminal	3
8	1529046	Connector (Secondary Lock)	1
9	Connector Assembly (Vehicle System Manager)	1
9	1525569	Connector	1
9	1463139	Terminal	9
9	1484377	Plug	3
9	1529046	Connector (Secondary Lock)	1
10	275496	Conduit	AR
11	275498	Conduit	AR
12	1534282	Clip	4
13	1540388	Conduit	AR
14	275499	Conduit	AR

WIRE HARNESS RH CHASSIS WITH SEAT BELT SEQUENCE MODULE – MAZDA 2.2L

ITEM	PART NO.	DESCRIPTION	QTY
15	275493	Conduit	AR
16	Connector Assembly (Horn)	1
16	1476064	Connector	1
16	1330355	Terminal	3
16	1330356	Seal	2
16	1476108	Wire Seal (White)	1
16	1476109	Connector Lock	1
17	Connector Assembly (Power Distribution Module)	1
17	1521184	Connector	1
17	1327164	Seal	1
17	1330281	Terminal	6
17	1521989	Terminal	1
17	1323579	Seal	5
17	1402888	Seal (Purple)	2
17	1521188	Lock	1
18	Connector Assembly (Power Distribution Module)	1
18	1521183	Connector	1
18	1330281	Terminal	4
18	1327164	Seal	1
18	1323579	Seal	7
18	1521989	Terminal	1
18	1521188	Lock	1
19	1534828	Clip	1
20	Connector Assembly (Hydraulic Filter)	1
20	1329152	Plug	1
20	1330281	Terminal	2
20	1402888	Seal (Purple)	2
20	1329151	Terminal	1
21	Connector Assembly (End Cap)	1
21	1329150	Connector	1
21	1327164	Seal	2
21	1329151	Terminal	1
22	Connector Assembly (Power Distribution Module)	1
22	1521185	Connector	1
22	1330281	Terminal	5
22	1521989	Terminal	2
22	1327164	Seal	1
22	1323579	Seal	7
22	1521188	Lock	1
23	Connector Assembly (Power Distribution Module)	1
23	1521186	Connector	1
23	1521989	Terminal	7
23	1323579	Seal	7
23	1327164	Seal	1
23	1521188	Lock	1
24	1531490	Conduit	1
25	275497	Conduit	AR
26	275495	Conduit	AR
27	Connector Assembly (Accessory 2)	1
27	1514602	Connector	1

WIRE HARNESS
RH CHASSIS WITH SEAT BELT SEQUENCE MODULE – MAZDA 2.2L

ITEM	PART NO.	DESCRIPTION	QTY
27	1554359	Terminal	3
27	1330439	Plug	1
27	1514603	Connector	1
28	Connector Assembly (End Cap)	1
28	1514597	Connector	1
28	1330439	Plug	4
29	Connector Assembly (Hood Switch/Key Switch)	1
29	1490242	Connector (2 Way)	1
29	1330438	Terminal (Socket)	1
29	1490243	Connector	1
30	1626727	Connector (End Cap)	1
31	Connector Assembly (Alternate Horn Button)	1
31	1490242	Connector (2 Way)	1
31	1330438	Terminal (Socket)	2
31	1490243	Connector	1
32	1626727	Connector (End Cap)	1
33	Connector Assembly (Bus Terminal)	1
33	1489656	Connector (4-Way)	1
33	1330438	Terminal (Socket)	4
33	1489657	Connector (Secondary Lock)	1
34	1531973	Connector (End Cap)	1
35	Connector Assembly (Coolant Level)	1
35	1329152	Plug	1
35	1330281	Terminal	2
35	1402888	Seal (Purple)	2
35	1329151	Terminal	1
36	Connector Assembly (End Cap)	1
36	1493428	Connector (12-Way)	1
36	1327164	Seal	2
36	1329151	Terminal	1
37	1626727	Connector (End Cap)	1
38	Connector Assembly (Back-Up Alarm)	1
38	1490242	Connector (2 Way)	1
38	1330438	Terminal (Socket)	2
38	1490243	Connector	1
39	1587778	Clip	4
40	1509888	Clip	2
41	1509890	Clip	2
42	1699754	Conduit	AR
43	1509890	Clip	2
44	Connector Assembly (Seat Harness)	1
44	1531973	Connector	1
44	1463139	Terminal	4
44	1484377	Plug	2
44	1531974	Connector	1
45	Connector Assembly (MLM Harness)	1
45	1541991	Connector	1
45	1463139	Terminal	5
45	1484377	Plug	3
45	1541992	Connector (Secondary Lock)	1

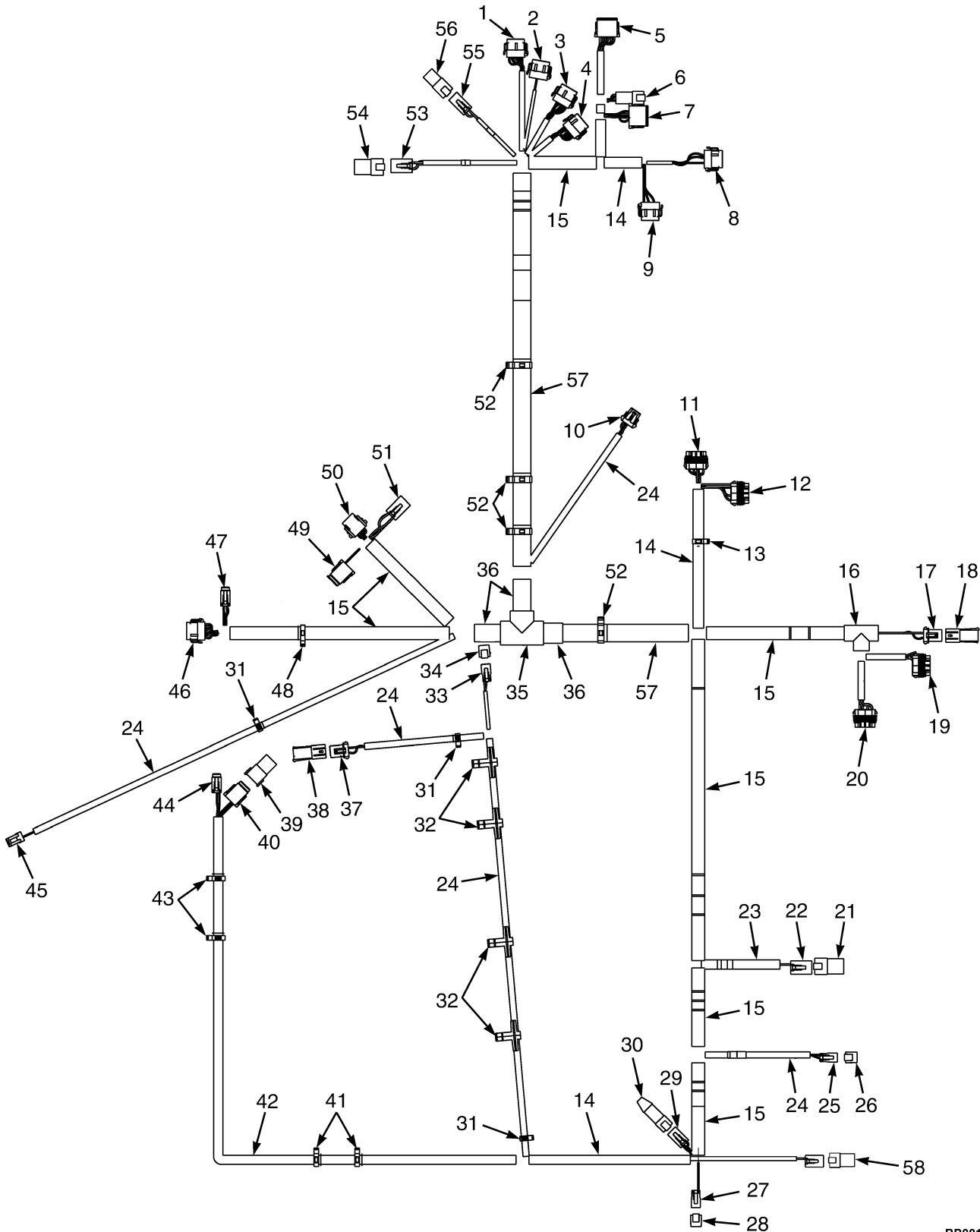
WIRE HARNESS RH CHASSIS WITH SEAT BELT SEQUENCE MODULE – MAZDA 2.2L

ITEM	PART NO.	DESCRIPTION	QTY
46	Connector Assembly (Endcap)	1
46	1541988	Connector (8 Pin)	1
46	1484377	Plug	8
47	Connector Assembly (Hydraulic Temp)	1
47	1402868	Connector	1
47	1323576	Terminal	2
48	Connector Assembly (Transmission Harness)	1
48	1525567	Connector	1
48	1463139	Terminal	11
48	1484377	Plug	1
48	1529046	Connector (Secondary Lock)	1
49	Connector Assembly (Transmission Harness)	1
49	1531973	Connector	1
49	1463139	Terminal	6
49	1531974	Connector	1
50	1500899	Clip	1
51	Connector Assembly (Engine Harness)	1
51	1531973	Connector	1
51	1463139	Terminal	6
51	1531974	Connector	1
52	Connector Assembly (Engine Harness)	1
52	1502625	Connector	1
52	1330438	Terminal (Socket)	8
52	1502626	Connector (Secondary Lock)	1
53	Connector Assembly (Engine Harness)	1
53	1514602	Connector	1
53	1554359	Terminal	3
53	1330439	Plug	1
53	1514603	Connector	1
54	Connector Assembly (Hydraulic Solenoid)	1
54	1490242	Connector (2 Way)	1
54	1330438	Terminal (Socket)	2
54	1490243	Connector	1
55	1626727	Connector (End Cap)	1
56	Connector Assembly (Lights/Cab Harness)	1
56	1514602	Connector	1
56	1554359	Terminal	4
56	1514603	Connector	1
57	Connector Assembly (End Cap)	1
57	1514597	Connector	1
57	1330439	Plug	4
58	Connector Assembly (Accessory 1)	1
58	1545202	Connector	1
58	1554359	Terminal	2
58	1546697	Connector	1
59	Connector Assembly (End Cap)	1
59	1480187	Connector	1
60	1531492	T-Fitting	1
61	Connector Assembly (Seat Switch Harness)	1
61	1493465	Connector (2 Pin)	1

WIRE HARNESS
RH CHASSIS WITH SEAT BELT SEQUENCE MODULE – MAZDA 2.2L

ITEM	PART NO.	DESCRIPTION	QTY
61	1330414	Connector (Secondary Lock)	1
61	1330437	Terminal (Pin)	2
62	Connector Assembly (Seat Belt Sequence Module)	1
62	1502625	Connector	1
62	1502626	Connector (Secondary Lock)	1
62	1330438	Terminal (Socket)	6
62	1484377	Plug	2
63	1602431	Fuse Holder	1
63	1498044	Fuse (5 Amp)	1

WIRE HARNESS (FIGURE 6-24) RH CHASSIS — YANMAR 2.6L, 3.0L AND 3.3L, DIESEL



BP081461

WIRE HARNESS
RH CHASSIS – YANMAR 2.6L, 3.0L AND 3.3L, DIESEL

ITEM	PART NO.	DESCRIPTION	QTY
	4629784	Wire Harness (Chassis)	1
1	Connector Assembly (Vehicle System Manager)	1
1	1525570	Connector	1
1	1463139	Terminal	8
1	1484377	Plug	4
1	1530037	Connector (Secondary Lock)	1
2	Connector Assembly (Vehicle System Manager)	1
2	1525569	Connector	1
2	1463139	Terminal	12
2	1530037	Connector (Secondary Lock)	1
3	Connector Assembly (Vehicle System Manager)	1
3	1525568	Connector	1
3	1463139	Terminal	9
3	1484377	Plug	3
3	1530037	Connector (Secondary Lock)	1
4	Connector Assembly (Vehicle System Manager)	1
4	1525567	Connector	1
4	1463139	Terminal	9
4	1484377	Plug	3
4	1530037	Connector (Secondary Lock)	1
5	Connector Assembly (Vehicle System Manager)	1
5	1525563	Connector	1
5	1330438	Terminal (Socket)	8
5	1363886	Terminal (Socket)	4
5	1500913	Connector (Secondary Lock)	1
6	Connector Assembly (To Cowl Harness)	1
6	1489655	Connector (4 Way)	1
6	1330437	Terminal (Pin)	4
6	1330416	Connector	1
7	Connector Assembly (To Cowl Harness)	1
7	1493428	Connector (12-Way)	1
7	1330438	Terminal (Socket)	9
7	1484377	Plug	3
7	1500913	Connector (Secondary Lock)	1
8	Connector Assembly (Vehicle System Manager)	1
8	1525567	Connector	1
8	1463139	Terminal	3
8	1484377	Plug	9
8	1529046	Connector (Secondary Lock)	1
9	Connector Assembly (Vehicle System Manager)	1
9	1525569	Connector	1
9	1463139	Terminal	9
9	1484377	Plug	3
9	1529046	Connector (Secondary Lock)	1
10	Connector Assembly (Horn)	1
10	1476064	Connector	1
10	1476109	Connector Lock	1
10	1330356	Seal	2
10	1330355	Terminal	3
10	1476108	Wire Seal (White)	1

WIRE HARNESS RH CHASSIS – YANMAR 2.6L, 3.0L AND 3.3L, DIESEL

ITEM	PART NO.	DESCRIPTION	QTY
11	Connector Assembly (Power Distribution Module)	1
11	1521184	Connector	1
11	1323579	Seal	5
11	1327164	Seal	2
11	1330281	Terminal	5
11	1521989	Terminal	1
11	1402888	Seal (Purple)	1
11	1521188	Lock	1
12	Connector Assembly (Power Distribution Module)	1
12	1521183	Connector	1
12	1323579	Seal	7
12	1327164	Seal	1
12	1330281	Terminal	4
12	1521989	Terminal	3
12	1521188	Lock	1
13	1534828	Clip	1
14	275496	Conduit	AR
15	275497	Conduit	AR
16	1531490	Conduit	1
17	Connector Assembly (Hydraulic Filter)	1
17	1329152	Plug	1
17	1329151	Terminal	1
17	1330281	Terminal	2
17	1402888	Seal (Purple)	2
18	Connector Assembly (End Cap)	1
18	1329150	Connector	1
18	1327164	Seal	2
18	1329151	Terminal	1
19	Connector Assembly (Power Distribution Module)	1
19	1521185	Connector	1
19	1521188	Lock	1
19	1323579	Seal	8
19	1521989	Terminal	2
19	1330281	Terminal	6
20	Connector Assembly (Power Distribution Module)	1
20	1521186	Connector	1
20	1521188	Lock	1
20	1323579	Seal	7
20	1327164	Seal	1
20	1521989	Terminal	7
21	Connector Assembly (End Cap)	1
21	4047669	Connector	1
21	1330439	Plug	4
22	Connector Assembly (Accessory 2)	1
22	1632865	Connector	1
22	1514603	Connector	1
22	1330439	Plug	1
22	1554359	Terminal	3
23	275495	Conduit	AR
24	275493	Conduit	AR

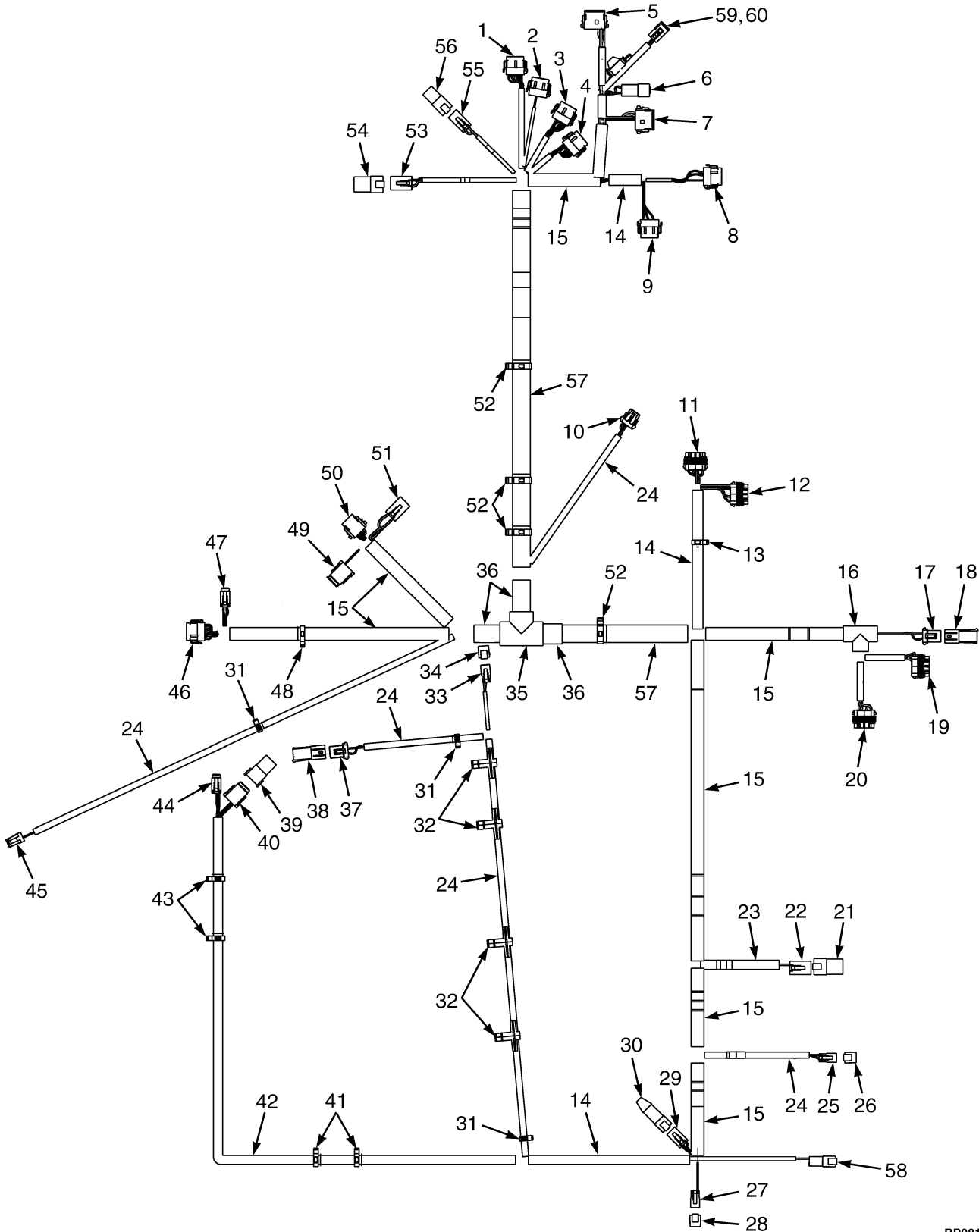
WIRE HARNESS
RH CHASSIS – YANMAR 2.6L, 3.0L AND 3.3L, DIESEL

ITEM	PART NO.	DESCRIPTION	QTY
25	Connector Assembly (Key Switch)	1
25	1490242	Connector (2 Way)	1
25	1490243	Connector	1
25	1330438	Terminal (Socket)	2
26	1626727	Connector (End Cap)	1
27	Connector Assembly (To Alternate Horn Button)	1
27	1490242	Connector (2 Way)	1
27	1490243	Connector	1
27	1330438	Terminal (Socket)	1
28	1626727	Connector (Endcap)	1
29	Connector Assembly (To Bus Terminal 2)	1
29	1489656	Connector (4-Way)	1
29	1489657	Connector	1
29	1330438	Terminal (Socket)	4
30	1525577	Connector (With Resistor)	1
31	1509888	Clip	3
32	1587778	Clip	4
33	Connector Assembly (To Back-Up Alarm Harness)	1
33	1490242	Connector (2 Way)	1
33	1490243	Connector	1
33	1330438	Terminal (Socket)	2
34	1626727	Connector (Endcap)	1
35	1531492	T-Fitting	1
36	275499	Conduit	AR
37	Connector Assembly (Coolant Level)	1
37	4052151	Connector	1
37	1329151	Terminal	1
37	1330281	Terminal	2
37	1402888	Seal (Purple)	2
38	Connector Assembly (Endcap)	1
38	1329150	Connector	1
38	1329151	Terminal	1
38	1327164	Seal	2
39	Connector Assembly (Endcap)	1
39	1541988	Connector (8 Pin)	1
39	1484377	Plug	8
40	Connector Assembly (To MLM Harness)	1
40	1541991	Connector	1
40	1541992	Connector	1
40	1463139	Terminal	5
40	1484377	Plug	3
41	1509890	Clip	2
42	1699754	Conduit	AR
43	1509890	Clip	2
44	1587778	Clip	4
44	Connector Assembly (To Seat Harness)	1
44	1531973	Connector	1
44	1531974	Connector	1
44	1463139	Terminal	4
44	1484377	Plug	2

WIRE HARNESS RH CHASSIS – YANMAR 2.6L, 3.0L AND 3.3L, DIESEL

ITEM	PART NO.	DESCRIPTION	QTY
45	Connector Assembly (Hydraulic Temp)	1
45	1402868	Connector	1
45	1323576	Terminal	2
46	Connector Assembly (To Transmission Harness)	1
46	1525567	Connector	1
46	1529046	Connector (Lock)	1
46	1463139	Terminal	11
46	1484377	Plug	1
47	Connector Assembly (To Transmission Harness)	1
47	1531973	Connector	1
47	1531974	Connector	1
47	1463139	Terminal	6
48	1500899	Clip	1
49	Connector Assembly (To Engine Harness)	1
49	1493428	Connector (12-Way)	1
49	1330438	Terminal (Socket)	11
49	1484377	Plug	1
49	1500913	Connector (Secondary Lock)	1
50	Connector Assembly (To Engine Harness)	1
50	1541991	Connector	1
50	1463139	Terminal	8
50	1541992	Connector (Secondary Lock)	1
51	Connector Assembly (To Engine Harness)	1
51	1632865	Connector	1
51	1554359	Terminal	3
51	1330439	Plug	1
51	1514603	Connector	1
52	1534282	Clip	4
53	Connector Assembly (To Lights/Cab Harness)	1
53	1632865	Connector	1
53	1514603	Connector	1
53	1554359	Terminal	4
54	Connector Assembly (Endcap)	1
54	4060737	Connector	1
54	1330439	Plug	4
55	Connector Assembly (Acc 1)	1
55	4047664	Connector	1
55	1554359	Terminal	2
55	1546697	Connector (Secondary Lock)	1
56	Connector Assembly	1
56	4060737	Connector	1
56	1330439	Plug	2
57	1540388	Conduit	AR
58	Connector Assembly (Seat Switch Harness)	1
58	1632865	Connector	1
58	1514603	Connector	1
58	1554359	Terminal	4

WIRE HARNESS (FIGURE 6-25) RH CHASSIS WITH SEAT BELT SEQUENCE MODULE — YANMAR 2.6L, 3.0L AND 3.3L, DIESEL



BP081735

WIRE HARNESS
RH CHASSIS WITH SEAT BELT SEQUENCE MODULE – YANMAR 2.6L, 3.0L AND 3.3L, DIESEL

ITEM	PART NO.	DESCRIPTION	QTY
	4635288	Wire Harness (Chassis)	1
1	Connector Assembly (Vehicle System Manager)	1
1	1525570	Connector	1
1	1463139	Terminal	8
1	1484377	Plug	4
1	1530037	Connector (Secondary Lock)	1
2	Connector Assembly (Vehicle System Manager)	1
2	1525569	Connector	1
2	1463139	Terminal	12
2	1530037	Connector (Secondary Lock)	1
3	Connector Assembly (Vehicle System Manager)	1
3	1525568	Connector	1
3	1463139	Terminal	9
3	1484377	Plug	3
3	1530037	Connector (Secondary Lock)	1
4	Connector Assembly (Vehicle System Manager)	1
4	1525567	Connector	1
4	1463139	Terminal	9
4	1484377	Plug	3
4	1530037	Connector (Secondary Lock)	1
5	Connector Assembly (Vehicle System Manager)	1
5	1525563	Connector	1
5	1330438	Terminal (Socket)	8
5	1363886	Terminal (Socket)	4
5	1500913	Connector	1
6	Connector Assembly (To Cowl Harness)	1
6	1489655	Connector (4 Way)	1
6	1330437	Terminal (Pin)	4
6	1330416	Connector	1
7	Connector Assembly (To Cowl Harness)	1
7	1493428	Connector (12-Way)	1
7	1330438	Terminal (Socket)	9
7	1484377	Plug	3
7	1500913	Connector	1
8	Connector Assembly (Vehicle System Manager)	1
8	1525567	Connector	1
8	1463139	Terminal	3
8	1484377	Plug	9
8	1529046	Connector (Secondary Lock)	1
9	Connector Assembly (Vehicle System Manager)	1
9	1525569	Connector	1
9	1463139	Terminal	9
9	1484377	Plug	3
9	1529046	Connector (Secondary Lock)	1
10	Connector Assembly (Horn)	1
10	1476064	Connector	1
10	1476109	Connector Lock	1
10	1330356	Seal	2
10	1330355	Terminal	3
10	1476108	Wire Seal (White)	1

WIRE HARNESS

RH CHASSIS WITH SEAT BELT SEQUENCE MODULE – YANMAR 2.6L, 3.0L AND 3.3L, DIESEL

ITEM	PART NO.	DESCRIPTION	QTY
11	Connector Assembly (Power Distribution Module)	1
11	1521184	Connector	1
11	1323579	Seal	5
11	1327164	Seal	2
11	1330281	Terminal	5
11	1521989	Terminal	1
11	1402888	Seal (Purple)	1
11	1521188	Lock	1
12	Connector Assembly (Power Distribution Module)	1
12	1521183	Connector	1
12	1323579	Seal	7
12	1327164	Seal	1
12	1330281	Terminal	4
12	1521989	Terminal	3
12	1521188	Lock	1
13	1534828	Clip	1
14	275496	Conduit	AR
15	275497	Conduit	AR
16	1531490	Conduit	1
17	Connector Assembly (Hydraulic Filter)	1
17	1329152	Plug	1
17	1329151	Terminal	1
17	1330281	Terminal	2
17	1402888	Seal (Purple)	2
18	Connector Assembly (End Cap)	1
18	1329150	Connector	1
18	1327164	Seal	2
18	1329151	Terminal	1
19	Connector Assembly (Power Distribution Module)	1
19	1521185	Connector	1
19	1521188	Lock	1
19	1323579	Seal	8
19	1521989	Terminal	2
19	1330281	Terminal	6
20	Connector Assembly (Power Distribution Module)	1
20	1521186	Connector	1
20	1521188	Lock	1
20	1323579	Seal	7
20	1327164	Seal	1
20	1521989	Terminal	7
21	Connector Assembly (End Cap)	1
21	1514597	Connector	1
21	1330439	Plug	4
22	Connector Assembly (Accessory 2)	1
22	1514602	Connector	1
22	1514603	Connector	1
22	1330439	Plug	1
22	1554359	Terminal	3
23	275495	Conduit	AR
24	275493	Conduit	AR

WIRE HARNESS
RH CHASSIS WITH SEAT BELT SEQUENCE MODULE – YANMAR 2.6L, 3.0L AND 3.3L, DIESEL

ITEM	PART NO.	DESCRIPTION	QTY
25	Connector Assembly (Key Switch)	1
25	1490242	Connector (2 Way)	1
25	1490243	Connector	1
25	1330438	Terminal (Socket)	2
26	1626727	Connector (End Cap)	1
27	Connector Assembly (To Alternate Horn Button)	1
27	1490242	Connector (2 Way)	1
27	1490243	Connector	1
27	1330438	Terminal (Socket)	1
28	1626727	Connector (Endcap)	1
29	Connector Assembly (To Bus Terminal 2)	1
29	1489656	Connector (4-Way)	1
29	1489657	Connector	1
29	1330438	Terminal (Socket)	4
30	1525577	Connector (With Resistor)	1
31	1509888	Clip	3
32	1587778	Clip	4
33	Connector Assembly (To Back-Up Alarm Harness)	1
33	1490242	Connector (2 Way)	1
33	1490243	Connector	1
33	1330438	Terminal (Socket)	2
34	1626727	Connector (Endcap)	1
35	1531492	T-Fitting	1
36	275499	Conduit	AR
37	Connector Assembly (Coolant Level)	1
37	1329152	Plug	1
37	1329151	Terminal	1
37	1330281	Terminal	2
37	1402888	Seal (Purple)	2
38	Connector Assembly (Endcap)	1
38	1329150	Connector	1
38	1329151	Terminal	1
38	1327164	Seal	2
39	Connector Assembly (Endcap)	1
39	1541988	Connector (8 Pin)	1
39	1484377	Plug	8
40	1514597	Connector	1
40	1330439	Plug	4
40	Connector Assembly (To MLM Harness)	1
40	1541991	Connector	1
40	1541992	Connector	1
40	1463139	Terminal	5
40	1484377	Plug	3
41	1509890	Clip	2
42	1699754	Conduit	AR
43	1509890	Clip	2
44	1587778	Clip	4
44	Connector Assembly (To Seat Harness)	1
44	1531973	Connector	1
44	1531974	Connector	1

WIRE HARNESS

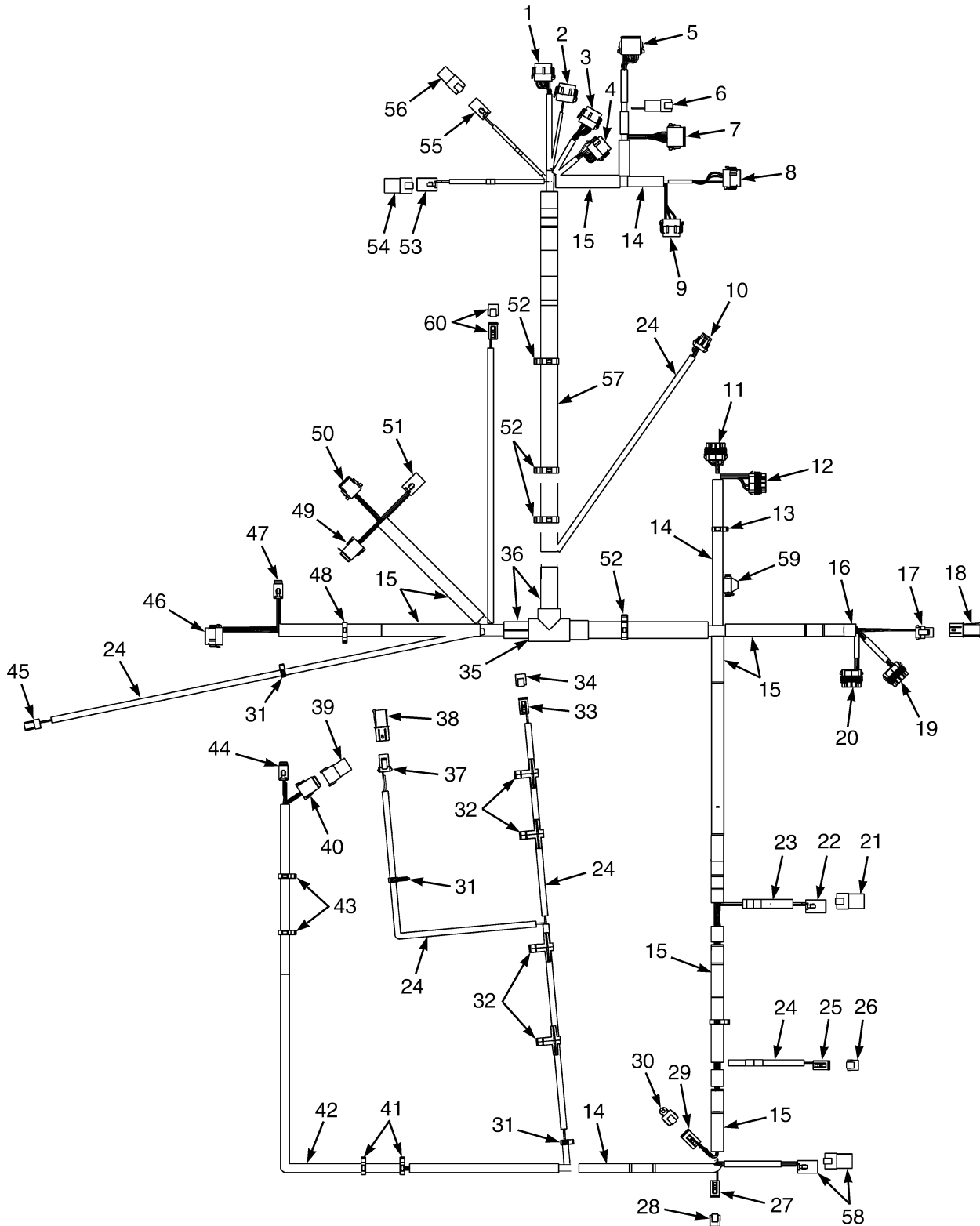
RH CHASSIS WITH SEAT BELT SEQUENCE MODULE – YANMAR 2.6L, 3.0L AND 3.3L, DIESEL

ITEM	PART NO.	DESCRIPTION	QTY
44	1463139	Terminal	4
44	1484377	Plug	2
45	Connector Assembly (Hydraulic Temp)	1
45	1402868	Connector	1
45	1323576	Terminal	2
46	Connector Assembly (To Transmission Harness)	1
46	1525567	Connector	1
46	1529046	Connector	1
46	1463139	Terminal	11
46	1484377	Plug	1
47	Connector Assembly (To Transmission Harness)	1
47	1531973	Connector	1
47	1531974	Connector	1
47	1463139	Terminal	6
48	1500899	Clip	1
49	Connector Assembly (To Engine Harness)	1
49	1493428	Connector (12-Way)	1
49	1330438	Terminal (Socket)	11
49	1484377	Plug	1
49	1500913	Connector	1
50	Connector Assembly (To Engine Harness)	1
50	1541991	Connector	1
50	1463139	Terminal	8
50	1541992	Connector (Secondary Lock)	1
51	Connector Assembly (To Engine Harness)	1
51	1514602	Connector	1
51	1554359	Terminal	3
51	1330439	Plug	1
51	1514603	Connector	1
52	1534282	Clip	4
53	Connector Assembly (To Lights/Cab Harness)	1
53	1514602	Connector	1
53	1514603	Connector	1
53	1554359	Terminal	4
54	Connector Assembly (Endcap)	1
54	1514597	Connector	1
54	1330439	Plug	4
55	Connector Assembly (Acc 1)	1
55	1545202	Connector	1
55	1554359	Terminal	2
55	1546697	Connector (Secondary Lock)	1
56	Connector Assembly	1
56	1480187	Connector	1
56	1330439	Plug	2
57	1540388	Conduit	AR
58	Connector Assembly (Seat Switch Harness)	1
58	1493465	Connector (2 Pin)	1
58	1330414	Connector (Secondary Lock)	1
58	1330437	Terminal (Pin)	2
59	Connector Assembly (Seat Belt Sequence Module)	1

WIRE HARNESS**RH CHASSIS WITH SEAT BELT SEQUENCE MODULE – YANMAR 2.6L, 3.0L AND 3.3L, DIESEL**

ITEM	PART NO.	DESCRIPTION	QTY
59	1502625	Connector	1
59	1502626	Connector (Secondary Lock)	1
59	1330438	Terminal (Socket)	6
59	1484377	Plug	2
60	1602431	Fuse Holder	1
60	1498044	Fuse (5 Amp)	1

WIRE HARNESS (FIGURE 6-26) RH CHASSIS — KUBOTA 2.5L LPG



BP081693

**WIRE HARNESS
RH CHASSIS – KUBOTA 2.5L LPG**

ITEM	PART NO.	DESCRIPTION	QTY
	4630231	Wire Harness (Chassis)	1
1	Connector Assembly (Vehicle System Manager)	1
1	1525570	Connector	1
1	1463139	Terminal	8
1	1484377	Plug	4
1	1530037	Connector (Secondary Lock)	1
2	Connector Assembly (Vehicle System Manager)	1
2	1525569	Connector	1
2	1463139	Terminal	12
2	1530037	Connector (Secondary Lock)	1
3	Connector Assembly (Vehicle System Manager)	1
3	1525568	Connector	1
3	1463139	Terminal	9
3	1484377	Plug	3
3	1530037	Connector (Secondary Lock)	1
4	Connector Assembly (Vehicle System Manager)	1
4	1525567	Connector	1
4	1463139	Terminal	9
4	1484377	Plug	3
4	1530037	Connector (Secondary Lock)	1
5	Connector Assembly (Vehicle System Manager)	1
5	1525563	Connector	1
5	1330438	Terminal (Socket)	8
5	1363886	Terminal (Socket)	4
5	1500913	Connector (Secondary Lock)	1
6	Connector Assembly (To Cowl Harness)	1
6	1489655	Connector (4 Way)	1
6	1330437	Terminal (Pin)	4
6	1330416	Connector	1
7	Connector Assembly (To Cowl Harness)	1
7	1493428	Connector (12-Way)	1
7	1330438	Terminal (Socket)	9
7	1484377	Plug	3
7	1500913	Connector (Secondary Lock)	1
8	Connector Assembly (Vehicle System Manager)	1
8	1525567	Connector	1
8	1463139	Terminal	3
8	1484377	Plug	9
8	1529046	Connector (Secondary Lock)	1
9	Connector Assembly (Vehicle System Manager)	1
9	1525569	Connector	1
9	1463139	Terminal	9
9	1484377	Plug	3
9	1529046	Connector (Secondary Lock)	1
10	Connector Assembly (Horn)	1
10	1476064	Connector	1
10	1476109	Connector Lock	1
10	1330356	Seal	2
10	1330355	Terminal	3
10	1476108	Wire Seal (White)	1

WIRE HARNESS RH CHASSIS – KUBOTA 2.5L LPG

ITEM	PART NO.	DESCRIPTION	QTY
11	Connector Assembly (Power Distribution Module)	1
11	1521184	Connector	1
11	1323579	Seal	5
11	1327164	Seal	2
11	1330281	Terminal	5
11	1521989	Terminal	1
11	1402888	Seal (Purple)	1
11	1521188	Lock	1
12	Connector Assembly (Power Distribution Module)	1
12	1521183	Connector	1
12	1323579	Seal	7
12	1327164	Seal	1
12	1330281	Terminal	4
12	1521989	Terminal	3
12	1521188	Lock	1
13	1534828	Clip	1
14	275496	Conduit	AR
15	275497	Conduit	AR
16	1531490	Conduit	1
17	Connector Assembly (Hydraulic Filter)	1
17	1329152	Plug	1
17	1329151	Terminal	1
17	1330281	Terminal	2
17	1402888	Seal (Purple)	2
18	Connector Assembly (End Cap)	1
18	1329150	Connector	1
18	1327164	Seal	2
18	1329151	Terminal	1
19	Connector Assembly (Power Distribution Module)	1
19	1521185	Connector	1
19	1521188	Lock	1
19	1323579	Seal	8
19	1521989	Terminal	2
19	1330281	Terminal	6
20	Connector Assembly (Power Distribution Module)	1
20	1521186	Connector	1
20	1521188	Lock	1
20	1323579	Seal	7
20	1327164	Seal	1
20	1521989	Terminal	7
21	Connector Assembly (End Cap)	1
21	4047669	Connector	1
21	1330439	Plug	4
22	Connector Assembly (Accessory 2)	1
22	1632865	Connector	1
22	1514603	Connector	1
22	1330439	Plug	1
22	1554359	Terminal	3
23	275495	Conduit	AR
24	275493	Conduit	AR

**WIRE HARNESS
RH CHASSIS – KUBOTA 2.5L LPG**

ITEM	PART NO.	DESCRIPTION	QTY
25	Connector Assembly (Key Switch)	1
25	1490242	Connector (2 Way)	1
25	1490243	Connector	1
25	1330438	Terminal (Socket)	2
26	1626727	Connector (End Cap)	1
27	Connector Assembly (To Alternate Horn Button)	1
27	1490242	Connector (2 Way)	1
27	1490243	Connector	1
27	1330438	Terminal (Socket)	1
28	1626727	Connector (Endcap)	1
29	Connector Assembly (To Bus Terminal 2)	1
29	1489656	Connector (4-Way)	1
29	1489657	Connector	1
29	1330438	Terminal (Socket)	4
30	4036523	Cap	1
31	1509888	Clip	3
32	1587778	Clip	4
33	Connector Assembly (To Back-Up Alarm Harness)	1
33	1490242	Connector (2 Way)	1
33	1490243	Connector	1
33	1330438	Terminal (Socket)	2
34	1626727	Connector (Endcap)	1
35	1531492	T-Fitting	1
36	275499	Conduit	AR
37	Connector Assembly (Coolant Level)	1
37	4052151	Connector	1
37	1329151	Terminal	1
37	1330281	Terminal	2
37	1402888	Seal (Purple)	2
38	Connector Assembly (Endcap)	1
38	1329150	Connector	1
38	1329151	Terminal	1
38	1327164	Seal	2
39	Connector Assembly (Endcap)	1
39	1541988	Connector (8 Pin)	1
39	1484377	Plug	8
40	Connector Assembly (To MLM Harness)	1
40	1541991	Connector	1
40	1541992	Connector	1
40	1463139	Terminal	5
40	1484377	Plug	3
41	1509890	Clip	2
42	1699754	Conduit	AR
43	1509890	Clip	2
44	1587778	Clip	4
44	Connector Assembly (To Seat Harness)	1
44	1531973	Connector	1
44	1531974	Connector	1
44	1463139	Terminal	4
44	1484377	Plug	2

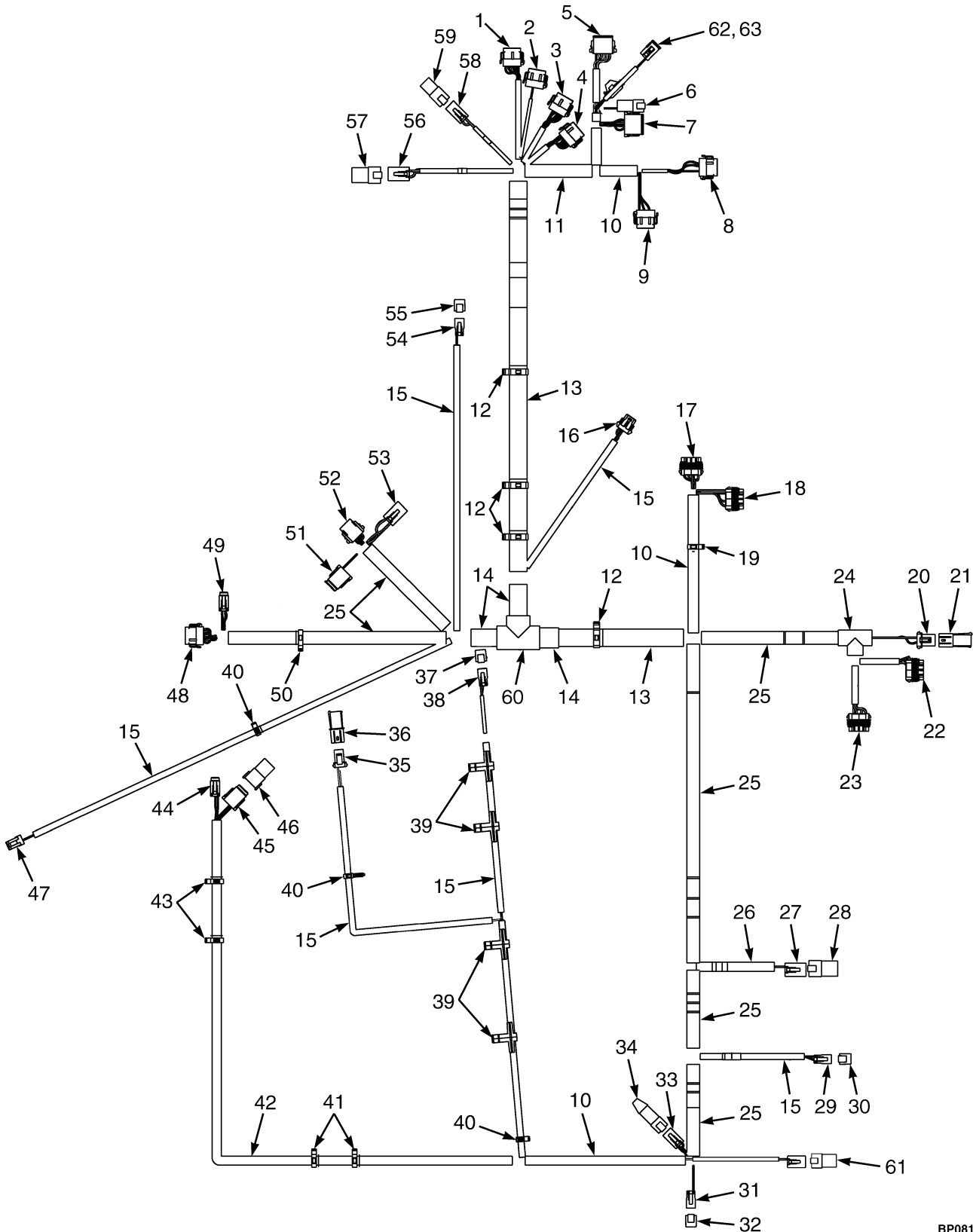
WIRE HARNESS RH CHASSIS – KUBOTA 2.5L LPG

ITEM	PART NO.	DESCRIPTION	QTY
45	Connector Assembly (Hydraulic Temp)	1
45	1402868	Connector	1
45	1323576	Terminal	2
46	Connector Assembly (To Transmission Harness)	1
46	1525567	Connector	1
46	1529046	Connector (Lock)	1
46	1463139	Terminal	11
46	1484377	Plug	1
47	Connector Assembly (To Transmission Harness)	1
47	1531973	Connector	1
47	1531974	Connector	1
47	1463139	Terminal	6
48	1500899	Clip	1
49	Connector Assembly (To Engine Harness)	1
49	1493428	Connector (12-Way)	1
49	1330438	Terminal (Socket)	11
49	1484377	Plug	1
49	1500913	Connector (Secondary Lock)	1
50	Connector Assembly (To Engine Harness)	1
50	1502625	Connector	1
50	1330438	Terminal (Socket)	8
50	1502626	Connector (Secondary Lock)	1
51	Connector Assembly (To Engine Harness)	1
51	1632865	Connector	1
51	1554359	Terminal	3
51	1330439	Plug	1
51	1514603	Connector	1
52	1534282	Clip	4
53	Connector Assembly (To Lights/Cab Harness)	1
53	1632865	Connector	1
53	1514603	Connector	1
53	1554359	Terminal	4
54	Connector Assembly (Endcap)	1
54	4060737	Connector	1
54	1330439	Plug	4
55	Connector Assembly (Acc 1)	1
55	4047664	Connector	1
55	1554359	Terminal	2
55	1546697	Connector (Secondary Lock)	1
56	Connector Assembly	1
56	4060737	Connector	1
56	1330439	Plug	2
57	1540388	Conduit	AR
58	Connector Assembly (Seat Switch Harness)	1
58	1632865	Connector	1
58	1514603	Connector	1
58	1554359	Terminal	4
59	1602431	Fuse Holder	1
60	Connector Assembly (Hydraulic Solenoid)	1
60	1490242	Connector (2 Way)	1

WIRE HARNESS
RH CHASSIS – KUBOTA 2.5L LPG

ITEM	PART NO.	DESCRIPTION	QTY
60	1490243	Connector	1
60	1330438	Terminal (Socket)	2
60	1626727	Connector (End Cap)	1

WIRE HARNESS (FIGURE 6-27) RH CHASSIS WITH SEAT BELT SEQUENCE MODULE — KUBOTA 2.5L LPG



BP081734

WIRE HARNESS
RH CHASSIS WITH SEAT BELT SEQUENCE MODULE – KUBOTA 2.5L LPG

ITEM	PART NO.	DESCRIPTION	QTY
	4635258	Wire Harness (Chassis)	1
1	Connector Assembly (Vehicle System Manager)	1
1	1525570	Connector	1
1	1463139	Terminal	8
1	1484377	Plug	4
1	1530037	Connector (Secondary Lock)	1
2	Connector Assembly (Vehicle System Manager)	1
2	1525569	Connector	1
2	1484377	Plug	10
2	1463139	Terminal	2
2	1530037	Connector (Secondary Lock)	1
3	Connector Assembly (Vehicle System Manager)	1
3	1525568	Connector	1
3	1463139	Terminal	7
3	1484377	Plug	5
3	1530037	Connector (Secondary Lock)	1
4	Connector Assembly (Vehicle System Manager)	1
4	1525567	Connector	1
4	1463139	Terminal	9
4	1484377	Plug	3
4	1530037	Connector (Secondary Lock)	1
5	Connector Assembly (Vehicle System Manager)	1
5	1525563	Connector	1
5	1363886	Terminal (Socket)	4
5	1330438	Terminal (Socket)	8
5	1500913	Connector	1
6	Connector Assembly (Cowl Harness)	1
6	1489655	Connector (4 Way)	1
6	1330437	Terminal (Pin)	4
6	1330416	Connector	1
7	Connector Assembly (Cowl Harness)	1
7	1493428	Connector (12-Way)	1
7	1330438	Terminal (Socket)	10
7	1484377	Plug	2
7	1500913	Connector	1
8	Connector Assembly (Vehicle System Manager)	1
8	1525567	Connector	1
8	1484377	Plug	9
8	1463139	Terminal	3
8	1529046	Connector (Secondary Lock)	1
9	Connector Assembly (Vehicle System Manager)	1
9	1525569	Connector	1
9	1463139	Terminal	3
9	1484377	Plug	9
9	1529046	Connector (Secondary Lock)	1
10	275496	Conduit	AR
11	275497	Conduit	AR
12	1534282	Clip	4
13	1540388	Conduit	AR
14	275499	Conduit	AR

WIRE HARNESS RH CHASSIS WITH SEAT BELT SEQUENCE MODULE – KUBOTA 2.5L LPG

ITEM	PART NO.	DESCRIPTION	QTY
15	275493	Conduit	AR
16	Connector Assembly (Horn)	1
16	1476064	Connector	1
16	1330355	Terminal	3
16	1330356	Seal	2
16	1476108	Wire Seal (White)	1
16	1476109	Connector Lock	1
17	Connector Assembly (Power Distribution Module)	1
17	1521184	Connector	1
17	1327164	Seal	1
17	1330281	Terminal	6
17	1521989	Terminal	1
17	1323579	Seal	5
17	1402888	Seal (Purple)	2
17	1521188	Lock	1
18	Connector Assembly (Power Distribution Module)	1
18	1521183	Connector	1
18	1330281	Terminal	4
18	1327164	Seal	1
18	1323579	Seal	7
18	1521989	Terminal	3
18	1521188	Lock	1
19	1534828	Clip	1
20	Connector Assembly (Hydraulic Filter)	1
20	1329152	Plug	1
20	1330281	Terminal	2
20	1402888	Seal (Purple)	2
20	1329151	Terminal	1
21	Connector Assembly (End Cap)	1
21	1329150	Connector	1
21	1327164	Seal	2
21	1329151	Terminal	1
22	Connector Assembly (Power Distribution Module)	1
22	1521185	Connector	1
22	1330281	Terminal	5
22	1521989	Terminal	3
22	1323579	Seal	8
22	1521188	Lock	1
23	Connector Assembly (Power Distribution Module)	1
23	1521186	Connector	1
23	1521989	Terminal	7
23	1323579	Seal	7
23	1327164	Seal	1
23	1521188	Lock	1
24	1531490	Conduit	1
25	275497	Conduit	AR
26	275495	Conduit	AR
27	Connector Assembly (Accessory 2)	1
27	1514602	Connector	1
27	1554359	Terminal	3

WIRE HARNESS
RH CHASSIS WITH SEAT BELT SEQUENCE MODULE – KUBOTA 2.5L LPG

ITEM	PART NO.	DESCRIPTION	QTY
27	1330439	Plug	1
27	1514603	Connector	1
28	Connector Assembly (End Cap)	1
28	1514597	Connector	1
28	1330439	Plug	4
29	Connector Assembly (Hood Switch/Key Switch)	1
29	1490242	Connector (2 Way)	1
29	1330438	Terminal (Socket)	1
29	1490243	Connector	1
30	1626727	Connector (End Cap)	1
31	Connector Assembly (Alternate Horn Button)	1
31	1490242	Connector (2 Way)	1
31	1330438	Terminal (Socket)	2
31	1490243	Connector	1
32	1626727	Connector (End Cap)	1
33	Connector Assembly (Bus Terminal)	1
33	1489656	Connector (4-Way)	1
33	1330438	Terminal (Socket)	4
33	1489657	Connector (Secondary Lock)	1
34	1531973	Connector (End Cap)	1
35	Connector Assembly (Coolant Level)	1
35	1329152	Plug	1
35	1330281	Terminal	2
35	1402888	Seal (Purple)	2
35	1329151	Terminal	1
36	Connector Assembly (End Cap)	1
36	1493428	Connector (12-Way)	1
36	1327164	Seal	2
36	1329151	Terminal	1
37	1626727	Connector (End Cap)	1
38	Connector Assembly (Back-Up Alarm)	1
38	1490242	Connector (2 Way)	1
38	1330438	Terminal (Socket)	2
38	1490243	Connector	1
39	1587778	Clip	4
40	1509888	Clip	2
41	1509890	Clip	2
42	1699754	Conduit	AR
43	1509890	Clip	2
44	Connector Assembly (Seat Harness)	1
44	1531973	Connector	1
44	1463139	Terminal	4
44	1484377	Plug	2
44	1531974	Connector	1
45	Connector Assembly (MLM Harness)	1
45	1541991	Connector	1
45	1463139	Terminal	5
45	1484377	Plug	3
45	1541992	Connector (Secondary Lock)	1
46	Connector Assembly (Endcap)	1

WIRE HARNESS

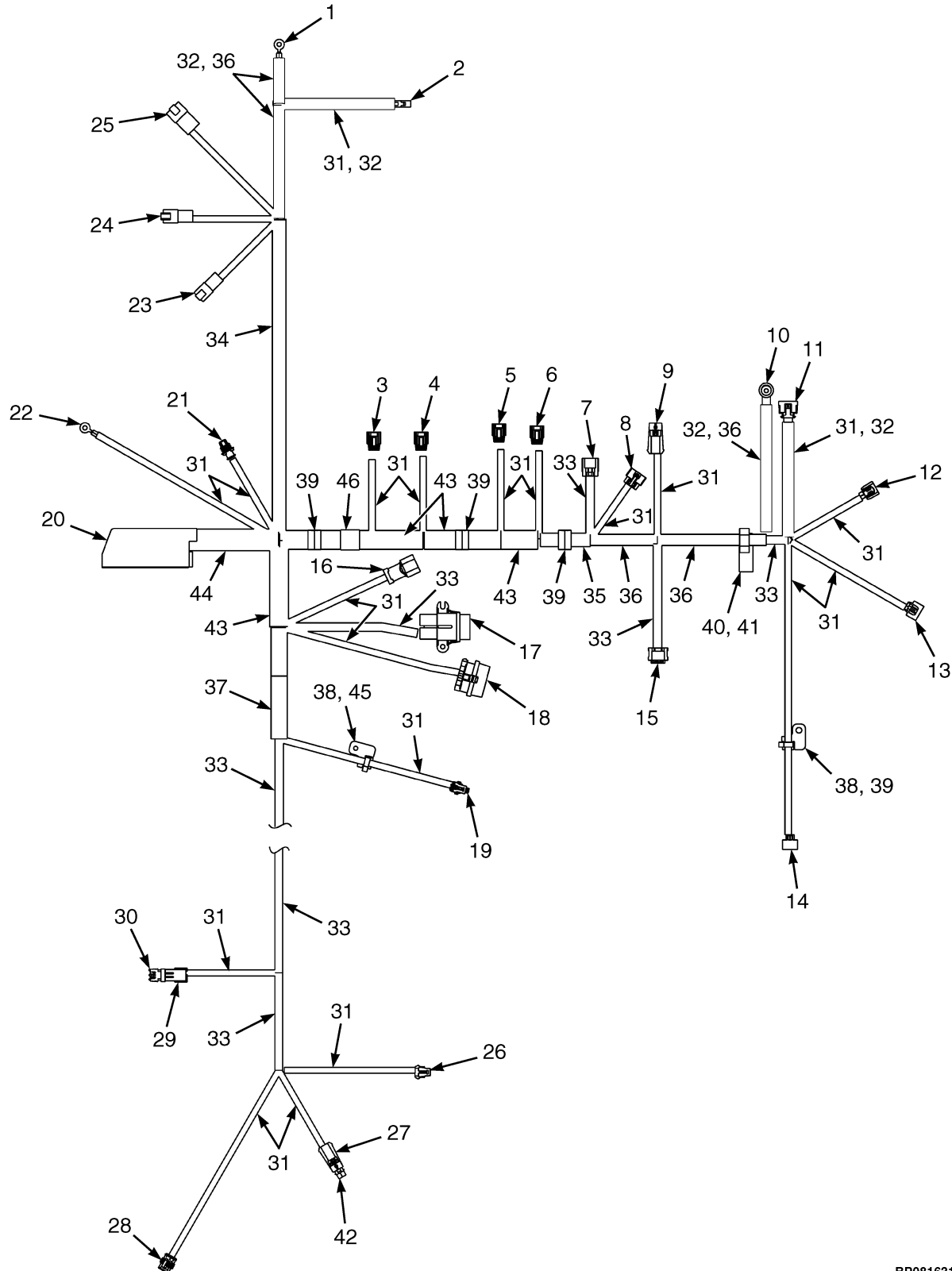
RH CHASSIS WITH SEAT BELT SEQUENCE MODULE – KUBOTA 2.5L LPG

ITEM	PART NO.	DESCRIPTION	QTY
46	1541988	Connector (8 Pin)	1
46	1484377	Plug	8
47	Connector Assembly (Hydraulic Temp)	1
47	1402868	Connector	1
47	1323576	Terminal	2
48	Connector Assembly (Transmission Harness)	1
48	1525567	Connector	1
48	1463139	Terminal	11
48	1484377	Plug	1
48	1529046	Connector (Secondary Lock)	1
49	Connector Assembly (Transmission Harness)	1
49	1531973	Connector	1
49	1463139	Terminal	6
49	1531974	Connector	1
50	1500899	Clip	1
51	Connector Assembly (Engine Harness)	1
51	1541991	Connector	1
51	1463139	Terminal	8
51	1541992	Connector (Secondary Lock)	1
52	Connector Assembly (Engine Harness)	1
52	1502625	Connector	1
52	1330438	Terminal (Socket)	8
52	1484377	Plug	1
52	1502626	Connector (Secondary Lock)	1
53	Connector Assembly (Engine Harness)	1
53	1514602	Connector	1
53	1554359	Terminal	4
53	1514603	Connector	1
54	Connector Assembly (Hydraulic Solenoid)	1
54	1490242	Connector (2 Way)	1
54	1330438	Terminal (Socket)	2
54	1490243	Connector	1
55	1626727	Connector (End Cap)	1
56	Connector Assembly (Lights/Cab Harness)	1
56	1514602	Connector	1
56	1554359	Terminal	4
56	1514603	Connector	1
57	Connector Assembly (End Cap)	1
57	1514597	Connector	1
57	1330439	Plug	4
58	Connector Assembly (Accessory 1)	1
58	1545202	Connector	1
58	1554359	Terminal	2
58	1546697	Connector	1
59	Connector Assembly (End Cap)	1
59	1480187	Connector	1
60	1531492	T-Fitting	1
61	Connector Assembly (Seat Switch Harness)	1
61	1493465	Connector (2 Pin)	1
61	1330414	Connector (Secondary Lock)	1

WIRE HARNESS
RH CHASSIS WITH SEAT BELT SEQUENCE MODULE – KUBOTA 2.5L LPG

ITEM	PART NO.	DESCRIPTION	QTY
61	1330437	Terminal (Pin)	2
62	Connector Assembly (Seat Belt Sequence Module)	1
62	1502625	Connector	1
62	1502626	Connector	1
62	1330438	Terminal (Socket)	6
62	1484377	Plug	2
63	1602431	Fuse Holder	1
63	1498044	Fuse (5 Amp)	1

WIRE HARNESS (ENGINE) (FIGURE 6-28) KUBOTA 2.5L LPG



BP081631

**WIRE HARNESS (ENGINE)
KUBOTA 2.5L LPG**

ITEM	PART NO.	DESCRIPTION	QTY
	4629050	Wire Harness (Engine) (2.5L LPG)	1
1	148614	E-Ring (Starter B+)	1
2	Connector Assembly (Starter Solenoid)	1
2	1324311	Terminal	1
3	Connector Assembly (Coil-Cylinder #4)	1
3	4612988	Connector	1
3	4612978	Terminal	2
3	4614516	Wire Seal	2
4	Connector Assembly (Coil-Cylinder #3)	1
4	4612988	Connector	1
4	4612978	Terminal	2
4	4614516	Wire Seal	2
5	Connector Assembly (Coil-Cylinder #2)	1
5	4612988	Connector	1
5	4612978	Terminal	2
5	4614516	Wire Seal	2
6	Connector Assembly (Coil-Cylinder #1)	1
6	4612988	Connector	1
6	4612978	Terminal	2
6	4614516	Wire Seal	2
7	Connector Assembly (DEPR)	1
7	4612836	Connector	1
7	2070512	Plug	1
7	2314741	Terminal	5
7	2061333	Wire Seal	5
8	Connector Assembly (TMAP)	1
8	4074909	Connector	1
9	Connector Assembly (HT O2 Sensor)	1
9	1498424	Housing	1
9	1650797	Lock (Secondary)	1
9	1330355	Terminal	4
9	1476108	Wire Seal (White)	4
10	Connector Assembly (Alternator B+)	1
10	148614	E-Ring	1
10	1520864	Boot	1
11	Connector Assembly (Alternator Conn.)	1
11	4614847	Connector	1
11	4613008	Terminal	2
11	4613009	Plug	1
11	4614848	Wire Seal	2
12	Connector Assembly (ENG CLT Sensor)	1
12	4028633	Connector	1
12	2314741	Terminal	2
12	2061333	Wire Seal	2
13	Connector Assembly (Cam Sensor)	1
13	4043880	Connector	1
13	1476598	Terminal	2
13	1476599	Seal	2
14	Connector Assembly (Crank Sensor)	1
14	4074625	Connector	1

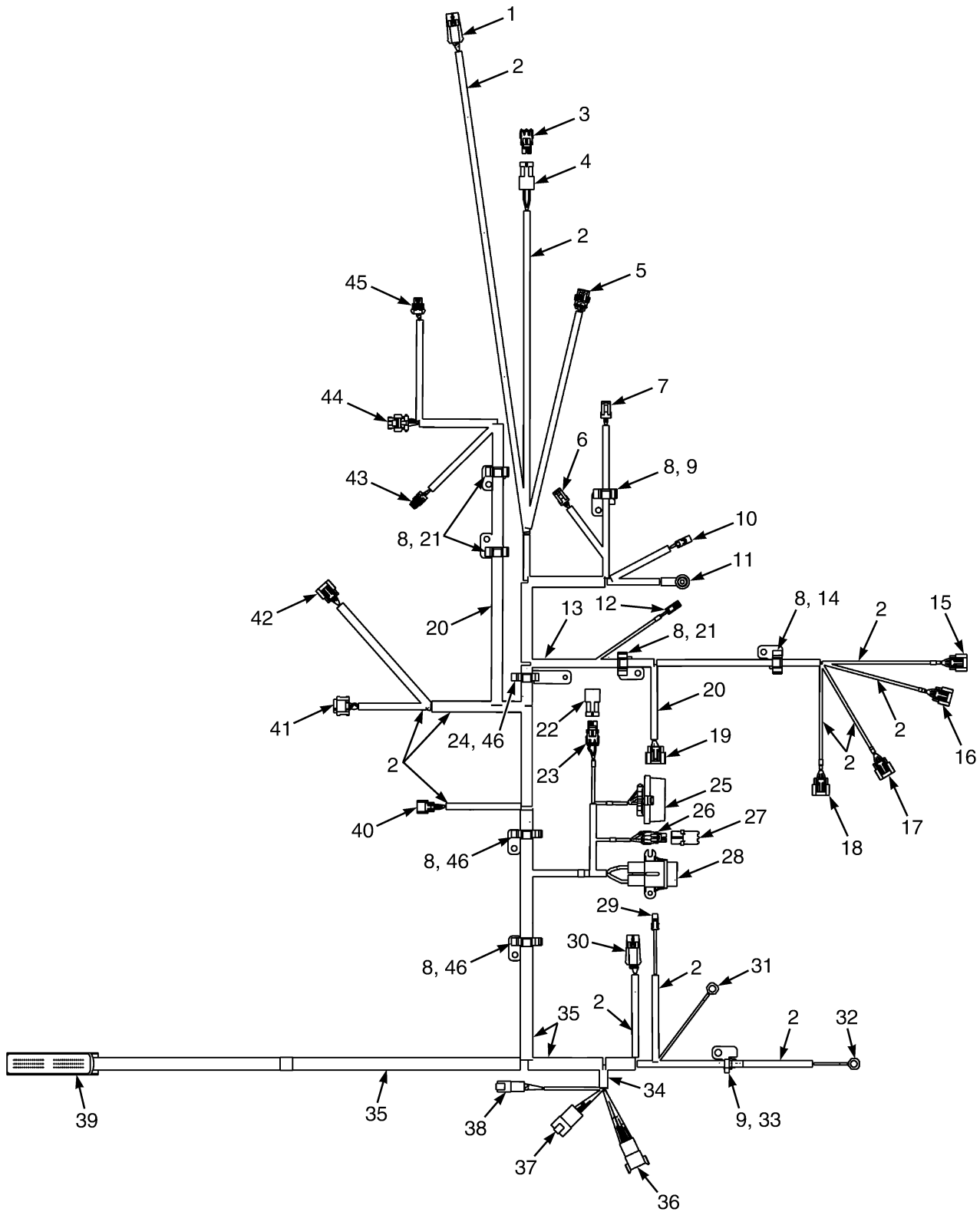
WIRE HARNESS (ENGINE) KUBOTA 2.5L LPG

ITEM	PART NO.	DESCRIPTION	QTY
14	4613138	Terminal	1
14	2314782	Wire Seal	2
15	Connector Assembly (Bosch Throttle)	1
15	1569973	Connector Body	1
15	1525596	Terminal	6
15	1533810	Seal (Green)	6
16	Connector Assembly (Diagnostic)	1
16	1641944	Connector	1
16	1641945	Spacer	1
16	1641947	Cap	1
17	Connector Assembly (Alt 70 Amp Fuse)	1
17	1543553	Fuse Holder	1
17	1520543	Terminal	2
17	1454827	Seal	2
18	Connector Assembly (Fuse Holder)	1
18	1327959	Connector	1
18	1330297	Lock (Secondary)	1
18	1330281	Terminal	4
18	1327164	Seal	2
18	1402888	Seal (Purple)	1
18	1323579	Seal	3
19	Connector Assembly (Oil Pressure)	1
19	1603021	Connector	1
19	1548517	Terminal (Socket)	3
19	1548519	Seal	3
20	Connector Assembly (ECM)	1
20	1641949	Connector	1
20	1607549	Terminal	33
20	4025685	Plug	52
20	4023295	Terminal	4
21	Connector Assembly (Knock Sensor)	1
21	4074907	Connector	1
21	1402814	Terminal	2
21	1562649	Seal	2
22	Connector Assembly (Ground)	1
23	Connector Assembly (To RH Chassis Harness)	1
23	1514597	Connector	1
23	1514598	Connector (Secondary)	1
23	1484709	Terminal (Pin)	1
23	866401	Terminal	2
23	1330439	Plug	1
24	Connector Assembly (To RH Chassis Harness)	1
24	1330413	Connector (8 Pin)	1
24	1330418	Connector	1
24	1330437	Terminal (Pin)	6
24	1330439	Plug	2
25	Connector Assembly (To RH Chassis Harness)	1
25	1330413	Connector (8 Pin)	1
25	1330418	Connector	1
25	1330437	Terminal (Pin)	6

**WIRE HARNESS (ENGINE)
KUBOTA 2.5L LPG**

ITEM	PART NO.	DESCRIPTION	QTY
25	1330439	Plug	2
26	Connector Assembly (Lock-Off)	1
26	1539872	Connector	1
26	1330355	Terminal	2
26	1476108	Wire Seal (White)	2
27	Connector Assembly (HT 02 Sensor 2)	1
27	1498424	Housing	1
27	1650797	Lock (Secondary)	1
27	1330355	Terminal	4
27	1476108	Wire Seal (White)	4
28	Connector Assembly (LPG Low Pressure)	1
28	1547629	Connector (3 Way)	1
28	1508232	Terminal (Pin)	3
28	2060555	Wire Seal (Yellow)	3
29	Connector Assembly (Air Filter RES IND)	1
29	1465469	Connector	1
29	1323578	Terminal	2
29	1402888	Seal (Purple)	2
30	Connector Assembly (End Cap)	1
30	1465468	Connector	1
30	1327164	Seal	2
31	275493	Conduit	AR
32	Sleeve	AR
33	275494	Conduit	AR
34	275497	Conduit	AR
35	275495	Conduit	AR
36	275496	Conduit	AR
37	275498	Conduit	AR
38	1532774	Clip	2
39	4097704
	4027764	Clamp	3
40	1532776	Clip	2
41	1532762	Clip	1
42	1483329	Connector Body	1
43	1540388	Conduit	AR
44	275499	Conduit	AR
45	1558227	Clip	1

WIRE HARNESS (FIGURE 6-29) LPG ENGINE 2.2L WITH ECES



BP080942

**WIRE HARNESS
LPG ENGINE 2.2L WITH ECES**

ITEM	PART NO.	DESCRIPTION	QTY
	4605854	Wire Harness (Engine)	1
1	Connector Assembly (Post Catalytic Converter Oxygen Sensor)	1
1	1476108	Wire Seal (White)	4
1	1498424	Housing	1
1	1650797	Lock	1
1	1653508	Terminal (Gold)	4
2	275493	Conduit	AR
3	Connector Assembly (Cap)	1
3	1327164	Seal	2
3	1465468	Connector	1
4	Connector Assembly (Air Filter Restriction Sensor)	1
4	1465469	Connector	1
4	1323578	Terminal	2
4	1491821	Terminal	2
5	Connector Assembly LPG OPTEC (Sensor)	1
5	1547629	Connector (3 Way)	1
5	1323579	Seal	3
5	1508232	Terminal (Pin)	3
6	Connector Assembly (Oil Pressure Sensor)	1
6	1327957	Connector	1
6	1532571	Terminal	3
7	Connector Assembly (Engine Coolant Temperature Sensor)	1
7	1323586	Connector	1
8	1532761	Clip	7
9	1532774	Clip	2
10	Connector Assembly (Alternator)	1
10	1308259	Connector Body	1
11	Connector Assembly (Alternator B+)	1
11	1567694	Ring Terminal	1
11	1656059	Boot	1
12	Connector Assembly (Ignition Suppressor)	1
12	1641935	Connector	1
13	275496	Conduit	AR
14	1532775	Clip	1
15	Connector Assembly (Coil #1)	1
15	1641932	Connector	1
15	1689241	Terminal	2
15	1689242	Terminal	1
15	4016131	Bracket	1
15	4016937	Strap Clamp	1
16	Connector Assembly (Coil #2)	1
16	1641932	Connector	1
16	1689241	Terminal	2
16	1689242	Terminal	1
16	4016131	Bracket	1
16	4016937	Strap Clamp	1
17	Connector Assembly (Coil #3)	1
17	1641932	Connector	1
17	1689241	Terminal	2
17	1689242	Terminal	1

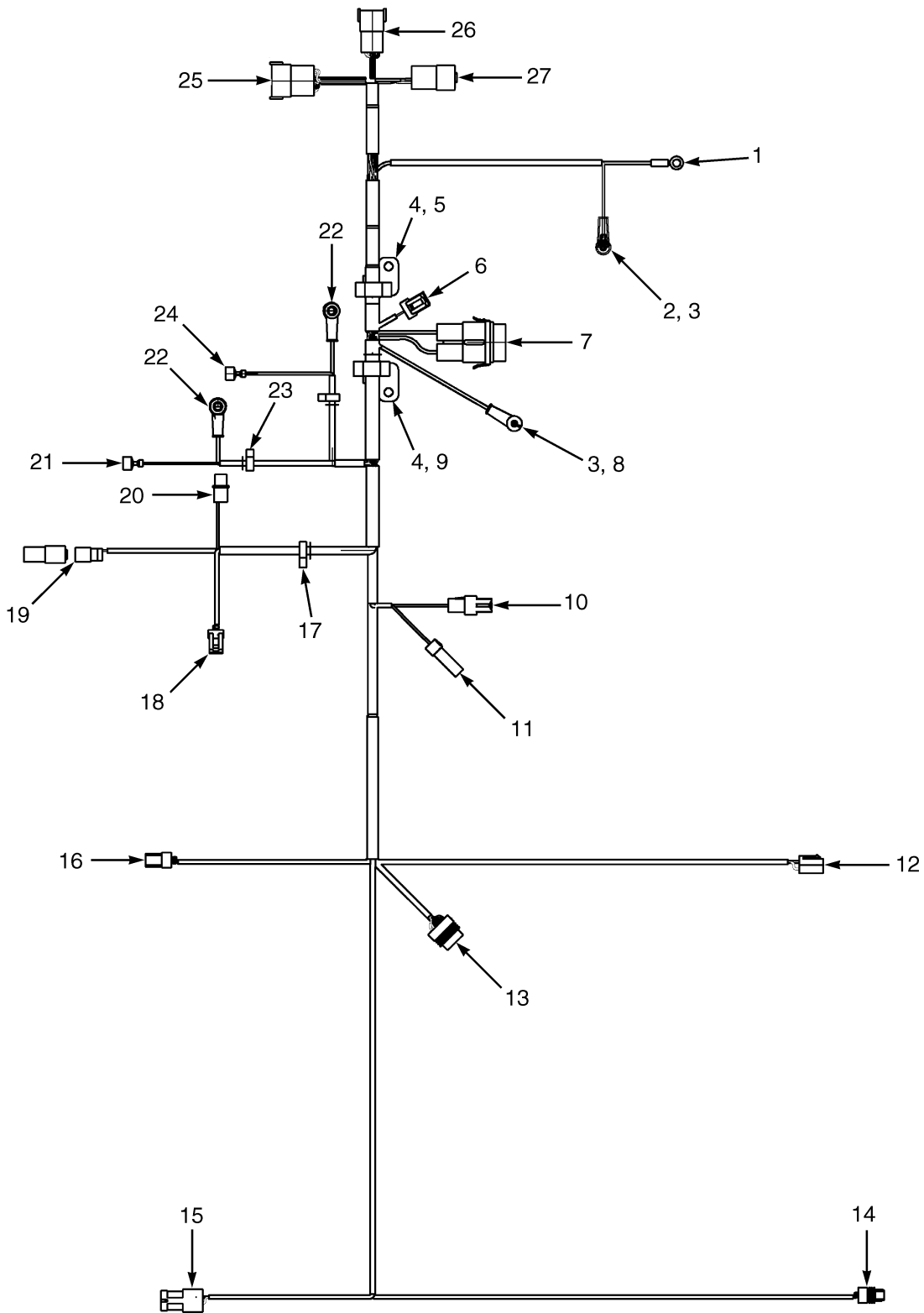
WIRE HARNESS LPG ENGINE 2.2L WITH ECES

ITEM	PART NO.	DESCRIPTION	QTY
17	4016131	Bracket	1
17	4016937	Strap Clamp	1
18	Connector Assembly (Coil #4)	1
18	1641932	Connector	1
18	1689241	Terminal	2
18	1689242	Terminal	1
18	4016131	Bracket	1
18	4016937	Strap Clamp	1
19	Connector Assembly (Cam Sensor)	1
19	1656060	Sensor	1
20	275494	Conduit	AR
21	1532776	Clip	3
22	Connector Assembly (ECU Test Port Cap)	1
22	1465469	Connector	1
22	1327164	Seal	2
22	1520513	Clip	1
23	Connector Assembly (ECU Test Port Connector)	1
23	1465468	Connector	1
23	1498420	Terminal	2
23	1520513	Clip	1
24	1558226	Clip	1
25	1705200	Kit-Connector (Mini Fuses)	1
25	1327164	Seal	2
25	1327959	Connector	1
25	1330297	Lock	1
25	1491818	Seal	4
25	1641937	Cap	1
25	1330281	Terminal	4
25	1641938	Clip	1
26	Connector Assembly	1
26	1641945	Spacer	1
26	1650522	Terminal	4
26	1650523	Terminal	1
26	1641944	Connector	1
27	Connector Assembly (ECU Interface)	1
27	1641947	Cap	1
28	Connector Assembly (Alternator)	1
28	1454827	Seal	1
28	1497235	Fuse Holder	1
28	1543553	Fuse Holder	1
28	1520543	Terminal	2
29	Connector Assembly (Starter)	1
29	1581313	Connector	1
29	1581315	Terminal	1
30	Connector Assembly (Pre Catalytic Converter Oxygen Sensor)	1
30	1476108	Wire Seal (White)	4
30	1498424	Housing	1
30	1650797	Lock	1
30	1653508	Terminal (Gold)	4
31	1402890	Ring Terminal (Starter B+)	1

**WIRE HARNESS
LPG ENGINE 2.2L WITH ECES**

ITEM	PART NO.	DESCRIPTION	QTY
32	1402890	Ring Terminal (Block Ground)	1
33	1558228	Clip	1
34	275497	Conduit	AR
35	275498	Conduit	AR
36	Connector Assembly (To Chassis Harness)	1
36	1330413	Connector (8 Pin)	1
36	1330418	Connector	1
36	1531480	Clip	1
36	1500912	Clip	1
36	1330437	Terminal (Pin)	8
37	Connector Assembly (To Chassis Harness)	1
37	1330439	Plug	1
37	1500912	Clip	1
37	1514597	Connector	1
37	1514598	Connector	1
37	1484709	Terminal (Pin)	3
38	Connector Assembly (To Chassis Harness)	1
38	1530960	Connector	1
38	1530961	Connector (Secondary Lock)	1
38	1500912	Clip	1
38	1514598	Connector	1
38	1463138	Terminal Pin	6
39	Connector Assembly (ECU Connector)	1
39	1641949	Connector	1
39	1641950	Cover	1
39	1641952	Cam	1
39	1653510	Terminal (Gold)	43
40	Connector Assembly (Intake Air Temperature Sensor)	1
40	1482651	Connector Body	1
40	1641948	Spacer	1
41	Connector Assembly (Bosch Throttle)	1
41	1533810	Seal (Green)	6
41	1569973	Connector Body	1
41	1610975	Terminal	6
42	Connector Assembly (Map Sensor)	1
42	1560441	Connector Body	1
42	1561144	Spacer	1
43	Connector Assembly (Fuel Temperature Sensor)	1
43	1402607	Electrical Connector	1
43	1323576	Terminal	2
44	Connector Assembly (EPR)	1
44	1641934	Connector	1
44	2035276	Connector (Socket Female)	5
45	Connector Assembly (LPG Fuel Shutoff)	1
45	1508206	Connector (2 Way)	1
45	2060555	Wire Seal (Yellow)	5
45	1508232	Terminal (Pin)	2
46	1532778	Clip	3

WIRE HARNESS (FIGURE 6-30) ENGINE — YANMAR 2.6L , 3.0L AND 3.3L, DIESEL



BP080672

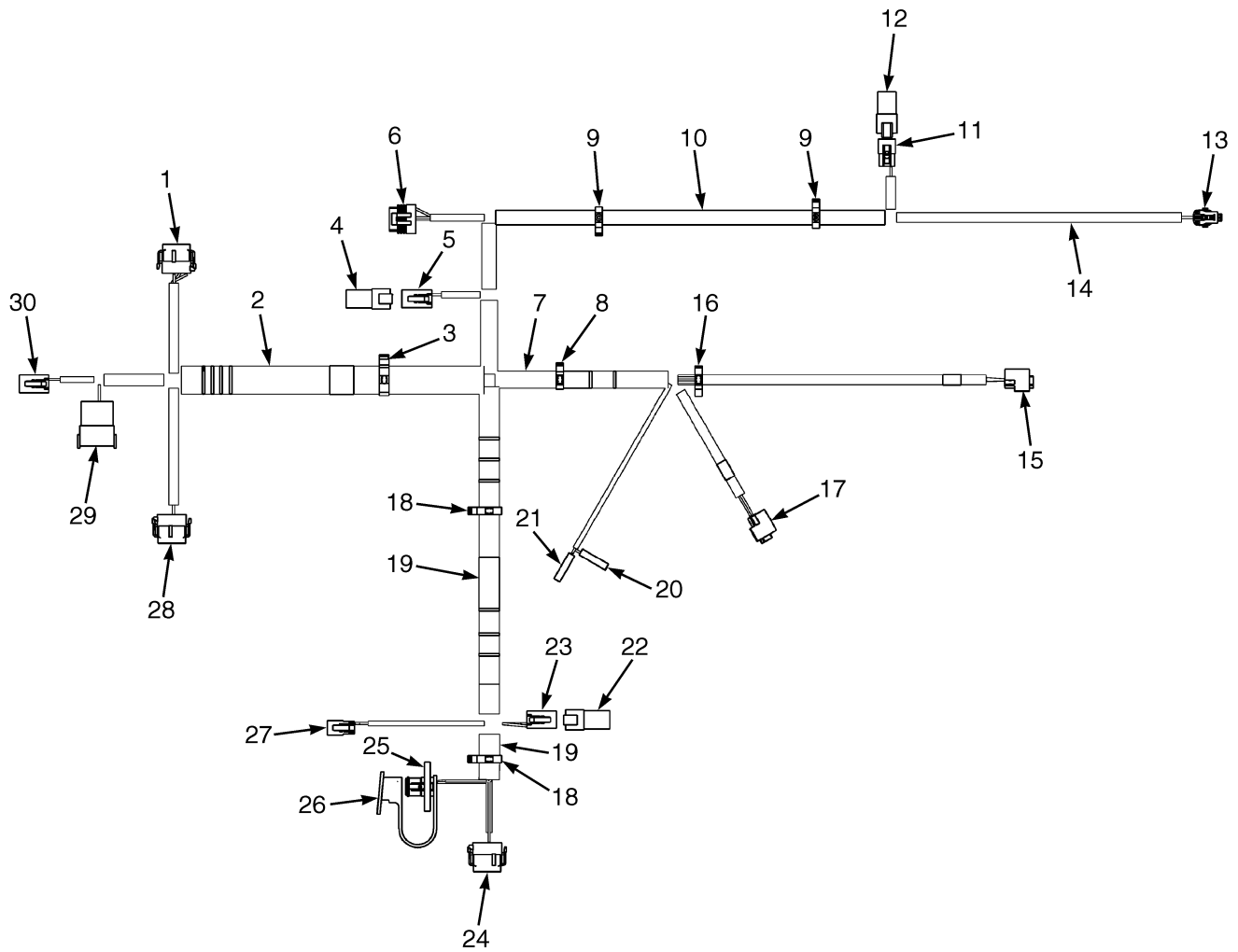
WIRE HARNESS
ENGINE – YANMAR 2.6L , 3.0L AND 3.3L, DIESEL

ITEM	PART NO.	DESCRIPTION	QTY
	2087191	Wire Harness	1
1	148611	E-Ring (Starter Stud)	1
2	1382695	Fuse Connector	2
2	1559049	Ring Terminal (Glow Plug)	1
3	190382	Boot	2
4	1559049	Ring Terminal (Starter Solenoid)	1
4	190382	Boot	1
4	1532776	Clip	2
5	1532761	Clip	1
6	1546673	Connector (Engine RPM Sensor)	1
6	1323576	Terminal	3
7	Connector (Fuse 60 Amp)	1
7	1454860	Connector Body	1
7	1382695	Fuse Connector	2
7	1382694	Fuse Connector	2
7	1454829	Fuse (60 Amp)	1
7	1454862	Cover (With Seal)	1
8	148609	E-Ring (Glow Plug)	1
9	1532759	Clip	1
10	1582484	Connector (Fuel Shut-off Solenoid)	1
11	1582486	Connector (Cold Start Aid)	1
12	1547368	Connector Body (Alternator)	1
12	1565098	Terminal	1
13	Throttle Position Sensor	1
13	1525584	Connector (Throttle Position Sensor)	1
13	1532571	Terminal	6
14	1476077	Connector (Fuel Level Sensor)	1
14	1323576	Terminal	2
15	Connector (Air Filter Sensor)	1
15	1465469	Connector	1
15	1323578	Terminal	2
15	1402888	Seal (Purple)	2
16	1323586	Connector (Water Temperature Sensor)	1
16	1323576	Terminal	2
17	1500901	Clip	1
18	1327957	Connector (Low Engine Oil Pressure Switch)	1
18	1532571	Terminal	3
19	1330419	Connector (Pull Actuator)	1
19	1330436	Terminal	2
19	1330424	Connector (Secondary Lock)	1
19	1351681	Connector	1
20	1547369	Connector Body (Fuel Filter Water Separator)	1
21	1402849	Connector Body (Relay Signal 86)	1
22	1560015	E-Ring	1
22	190383	Boot	1
23	1509888	Clip	2
24	325789	Terminal	2
25	Engine to Chassis	1
25	1500925	Connector	1
25	1330437	Terminal (Pin)	11

WIRE HARNESS
ENGINE – YANMAR 2.6L , 3.0L AND 3.3L, DIESEL

ITEM	PART NO.	DESCRIPTION	QTY
25	1484377	Plug	1
25	1352603	Secondary Lock	1
26	Engine to Chassis	1
26	1541988	Connector (8 Pin)	1
26	1463138	Terminal Pin	8
26	1541989	Connector	1
27	Engine to Chassis	1
27	1514598	Connector	1
27	1330439	Plug	1
27	1484709	Terminal (Pin)	3
27	1514597	Connector	1

WIRE HARNESS (FIGURE 6-31) COWL WITH MONOTROL PEDAL — WITH RETURN TO SET TILT



BP080916

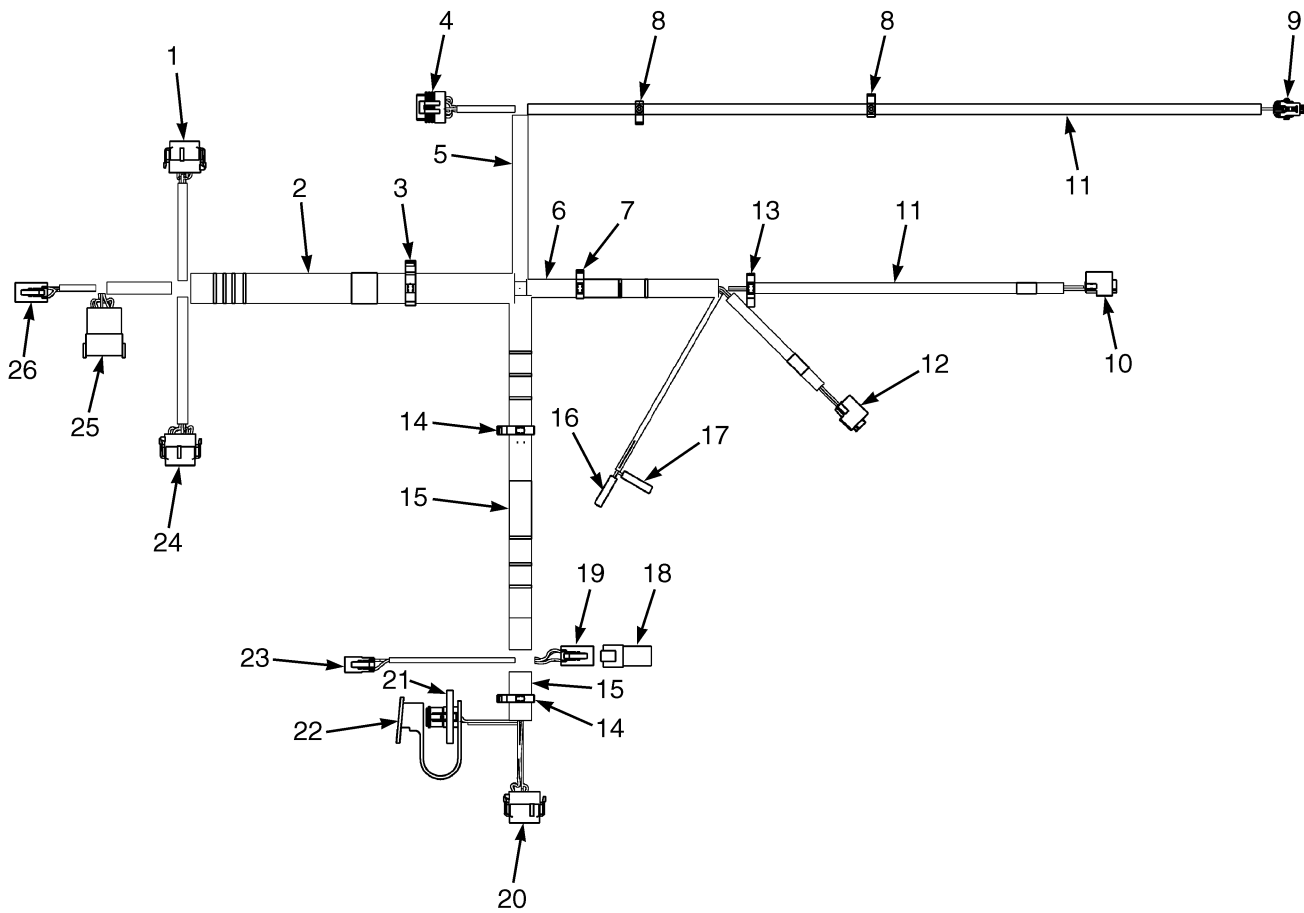
**WIRE HARNESS
COWL WITH MONOTROL PEDAL – WITH RETURN TO SET TILT**

ITEM	PART NO.	DESCRIPTION	QTY
	4603283	Wire Harness	1
1	Connector Assembly (Vehicle System Manager)	1
1	1525568	Connector	1
1	1529046	Connector	1
1	1463139	Terminal	11
1	1484377	Plug	1
2	1540388	Conduit	AR
3	1534282	Clip	1
4	Connector Assembly (Endcap)	1
4	1525573	Connector	1
5	Connector Assembly (To Monotrol Pedal Harness)	1
5	1489656	Connector (4-Way)	1
5	1489657	Connector	1
5	1330438	Terminal (Socket)	4
6	Connector Assembly (Accelerator Pedal Sensor)	1
6	1525584	Connector	1
6	1532571	Terminal	6
7	275496	Conduit	AR
8	1534828	Clip	1
9	1509890	Clip	2
10	275495	Conduit	AR
11	Connector Assembly (To Mast Harness)	1
11	1330438	Terminal (Socket)	3
11	1463194	Connector (Secondary Lock)	1
11	1484397	Connector (3-Way)	1
12	Connector Assembly (Endcap)	1
12	1351682	Connector (End Cap)	1
13	Connector Assembly (Brake Pressure)	1
13	1603021	Connector	1
13	1603236	Connector (Secondary Lock)	1
13	1548517	Terminal (Socket)	3
13	1548519	Seal	3
14	275493	Conduit	AR
15	Connector Assembly (Brake Pedal)	1
15	1700460	Connector	1
15	1700461	Terminal	3
16	1402816	Clip	2
17	Connector Assembly (Park Brake)	1
17	1700460	Connector	1
17	1700461	Terminal	3
18	1500899	Clip	2
19	275497	Conduit	AR
20	Connector Assembly (Brake Fluid)	1
20	1566227	Terminal	1
20	1566076	Seal	1
21	Connector Assembly (Brake Fluid)	1
21	1566227	Terminal	1
21	1566076	Seal	1
22	Connector Assembly (Endcap w/ Resistor)	1
22	1525577	Connector (With Resistor)	1

WIRE HARNESS COWL WITH MONOTROL PEDAL – WITH RETURN TO SET TILT

ITEM	PART NO.	DESCRIPTION	QTY
23	Connector Assembly (Bus Terminal 1)	1
23	1489656	Connector (4-Way)	1
23	1489657	Connector	1
23	1330438	Terminal (Socket)	4
24	Connector Assembly (Display)	1
24	1525567	Connector	1
24	1529046	Connector	1
24	1463139	Terminal	5
24	1484377	Plug	7
25	Connector Assembly (J1939 Diagnostic)	1
25	1566116	Connector	1
25	1532664	Connector	1
25	1330438	Terminal (Socket)	3
26	Connector Assembly (Dust Cap)	1
26	1566117	Dust Cap (For Diagnostic Cable)	1
27	Connector Assembly (Horn Button)	1
27	1490242	Connector (2 Way)	1
27	1490243	Connector	1
27	1330438	Terminal (Socket)	2
28	Connector Assembly (Vehicle System Manager)	1
28	1525570	Connector	1
28	1529046	Connector	1
28	1463139	Terminal	7
28	1484377	Plug	5
29	Connector Assembly (To Right Hand Chassis Harness)	1
29	1500925	Connector	1
29	1352603	Secondary Lock	1
29	1330437	Terminal (Pin)	10
29	1484377	Plug	2
30	Connector Assembly	1
30	1489656	Connector (4-Way)	1
30	1489657	Connector	1
30	1330438	Terminal (Socket)	4

WIRE HARNESS (FIGURE 6-32) COWL WITH FORWARD/REVERSE LEVER — WITHOUT RETURN TO SET TILT



BP080917

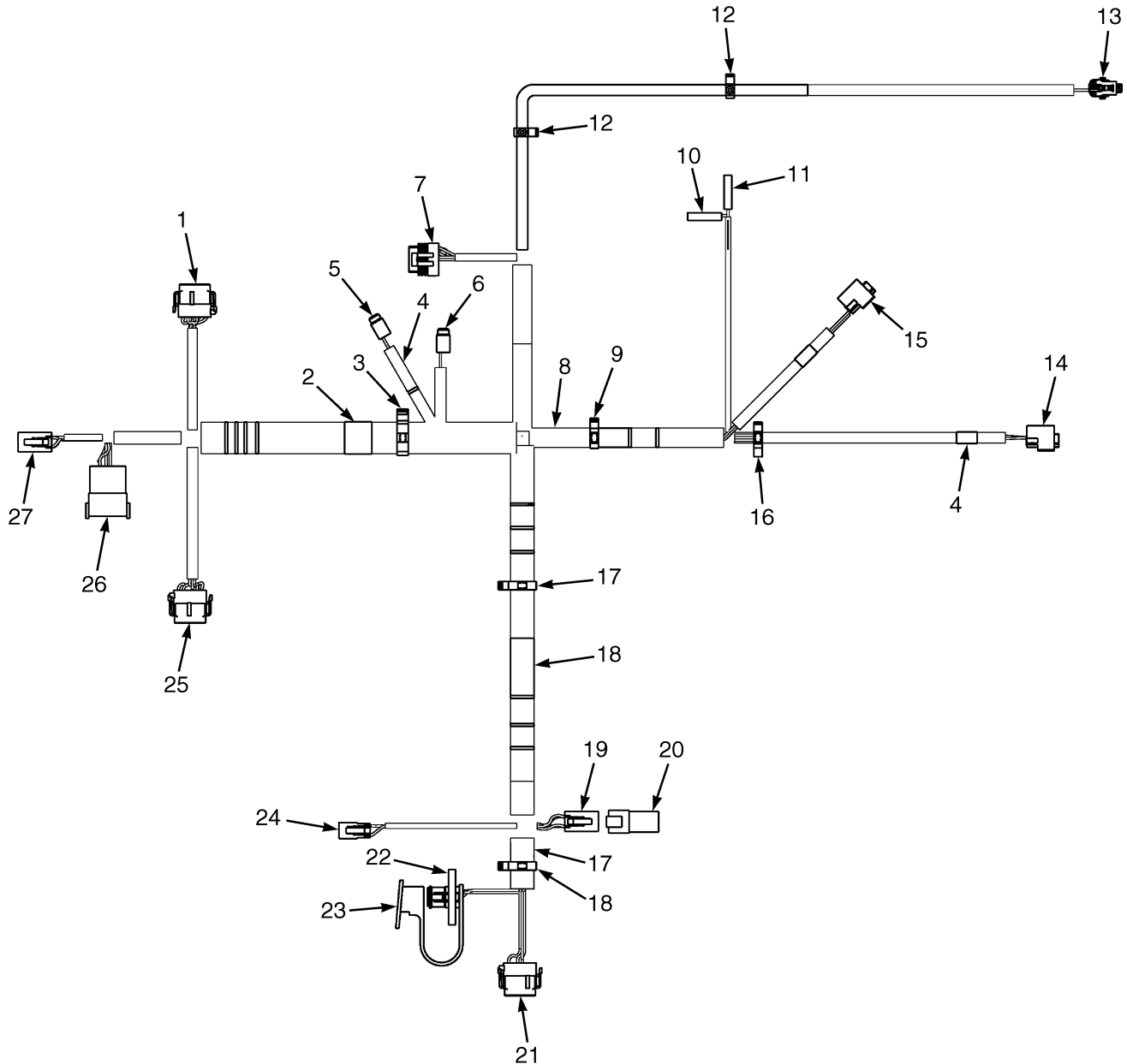
WIRE HARNESS
COWL WITH FORWARD/REVERSE LEVER – WITHOUT RETURN TO SET TILT

ITEM	PART NO.	DESCRIPTION	QTY
	4603280	Wire Harness	1
1	Connector Assembly (Vehicle System Manager)	1
1	1525568	Connector	1
1	1529046	Connector	1
1	1463139	Terminal	7
1	1484377	Plug	5
2	1540388	Conduit	AR
3	1534282	Clip	1
4	Connector Assembly (Accelerator Pedal Sensor)	1
4	1525584	Connector	1
4	1532571	Terminal	6
5	275495	Conduit	AR
6	275496	Conduit	AR
7	1534828	Clip	1
8	1509888	Clip	2
9	Connector Assembly (Brake Pressure)	1
9	1603021	Connector	1
9	1603236	Connector (Secondary Lock)	1
9	1548517	Terminal (Socket)	3
9	1548519	Seal	3
10	Connector Assembly (Brake Pedal)	1
10	1700460	Connector	1
10	1700461	Terminal	3
11	275493	Conduit	AR
12	Connector Assembly (Park Brake)	1
12	1700460	Connector	1
12	1700461	Terminal	3
13	1402816	Clip	1
14	1500899	Clip	2
15	275497	Conduit	AR
16	Connector Assembly (Brake Fluid)	1
16	1324310	Terminal	1
16	1324309	Sleeve	1
17	Connector Assembly (Brake Fluid)	1
17	1324310	Terminal	1
17	1324309	Sleeve	1
18	Connector Assembly (Endcap w/ Resistor)	1
18	1525577	Connector (With Resistor)	1
19	Connector Assembly (Bus Terminal 1)	1
19	1489656	Connector (4-Way)	1
19	1489657	Connector	1
19	1330438	Terminal (Socket)	4
20	Connector Assembly (Display)	1
20	1525567	Connector	1
20	1529046	Connector	1
20	1463139	Terminal	5
20	1484377	Plug	7
21	Connector Assembly (J1939 Diagnostic)	1
21	1566116	Connector	1
21	1532664	Connector	1

WIRE HARNESS
COWL WITH FORWARD/REVERSE LEVER – WITHOUT RETURN TO SET TILT

ITEM	PART NO.	DESCRIPTION	QTY
21	1330438	Terminal (Socket)	3
22	Connector Assembly (Dust Cap)	1
22	1566117	Dust Cap (For Diagnostic Cable)	1
23	Connector Assembly (Horn Button)	1
23	1490242	Connector (2 Way)	1
23	1490243	Connector	1
23	1330438	Terminal (Socket)	2
24	Connector Assembly (Vehicle System Manager)	1
24	1525570	Connector	1
24	1529046	Connector	1
24	1463139	Terminal	7
24	1484377	Plug	5
25	Connector Assembly (To Right Hand Chassis Harness)	1
25	1500925	Connector	1
25	1352603	Secondary Lock	1
25	1330437	Terminal (Pin)	7
25	1484377	Plug	5
26	Connector Assembly (To Right Hand Chassis Harness)	1
26	1489657	Connector	1
26	1489656	Connector (4-Way)	1
26	1330438	Terminal (Socket)	4

WIRE HARNESS (FIGURE 6-33) COWL WITH FORWARD/REVERSE LEVER — WITH HYDRAULIC PUMP SOLENOID



BP080919

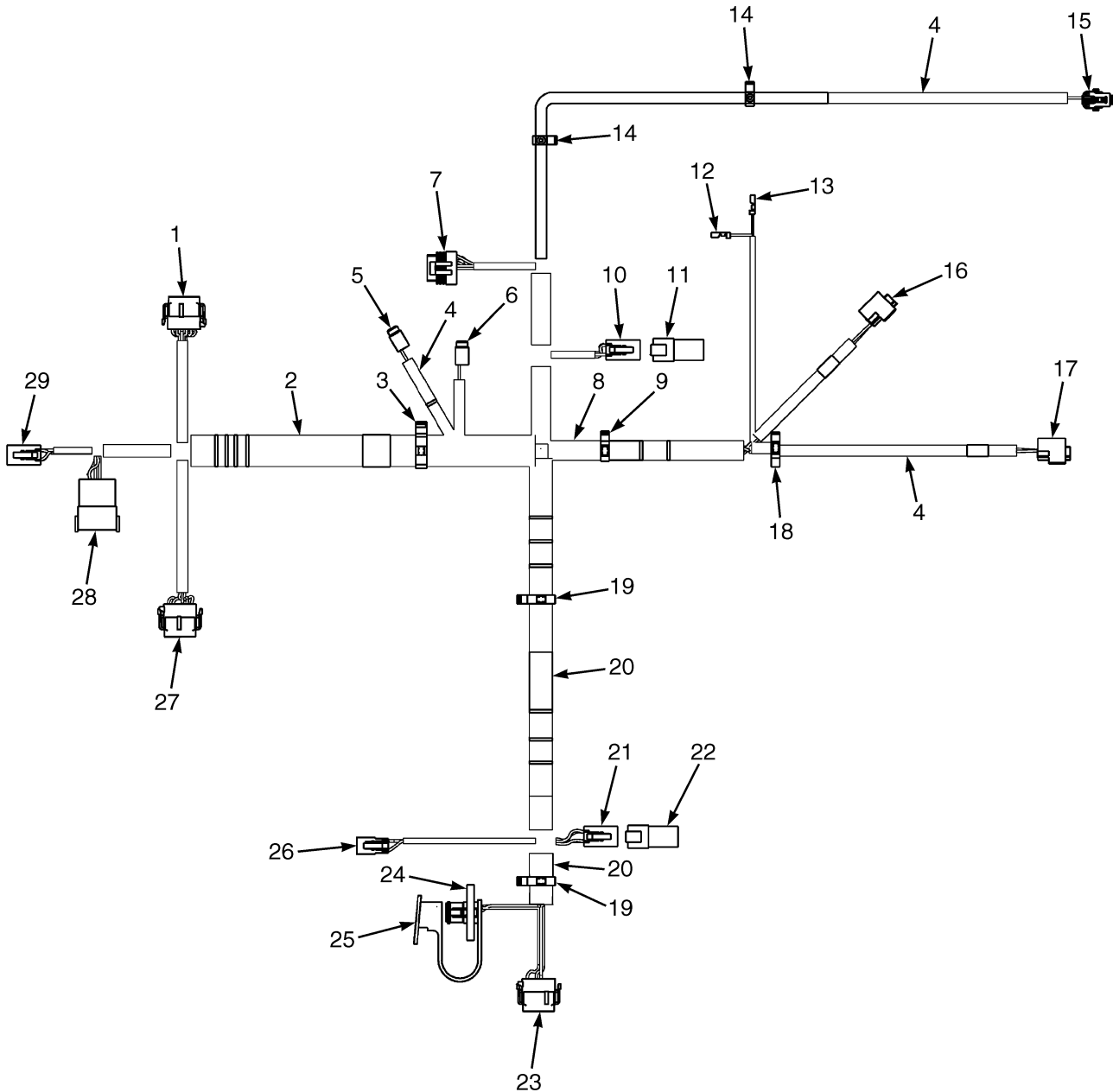
WIRE HARNESS
COWL WITH FORWARD/REVERSE LEVER – WITH HYDRAULIC PUMP SOLENOID

ITEM	PART NO.	DESCRIPTION	QTY
	4603282	Wire Harness	1
1	Connector Assembly (Vehicle System Manager)	1
1	1525568	Connector	1
1	1529046	Connector	1
1	1463139	Terminal	8
1	1484377	Plug	4
2	1540388	Conduit	AR
3	1534282	Clip	1
4	275493	Conduit	AR
5	Connector Assembly (Hydraulic Lockout Solenoid #2)	1
5	1484557	Connector (2 Socket)	1
5	1484558	Connector (Secondary Lock)	1
5	1463139	Terminal	2
6	Connector Assembly (Hydraulic Lockout Solenoid #1)	1
6	1484557	Connector (2 Socket)	1
6	1484558	Connector (Secondary Lock)	1
6	1463139	Terminal	2
7	Connector Assembly (Accelerator Pedal Sensor)	1
7	1525584	Connector	1
7	1532571	Terminal	6
8	275496	Conduit	AR
9	1534828	Clip	1
10	Connector Assembly (Brake Fluid)	1
10	1324310	Terminal	1
10	1324309	Sleeve	1
11	Connector Assembly (Brake Fluid)	1
11	1324310	Terminal	1
11	1324309	Sleeve	1
12	1509888	Clip	2
13	Connector Assembly (Brake Pressure)	1
13	1603021	Connector	1
13	1603236	Connector (Secondary Lock)	1
13	1548517	Terminal (Socket)	3
13	1548519	Seal	3
14	Connector Assembly (Brake Pedal)	1
14	1700460	Connector	1
14	1700461	Terminal	3
15	Connector Assembly (Park Brake)	1
15	1700460	Connector	1
15	1700461	Terminal	3
16	1402816	Clip	1
17	1500899	Clip	2
18	275497	Conduit	AR
19	Connector Assembly (Bus Terminal 1)	1
19	1489656	Connector (4-Way)	1
19	1489657	Connector	1
19	1330438	Terminal (Socket)	4
20	Connector Assembly (Endcap w/ Resistor)	1
20	1525577	Connector (With Resistor)	1
21	Connector Assembly (Display)	1

WIRE HARNESS
COWL WITH FORWARD/REVERSE LEVER – WITH HYDRAULIC PUMP SOLENOID

ITEM	PART NO.	DESCRIPTION	QTY
21	1525567	Connector	1
21	1529046	Connector	1
21	1463139	Terminal	5
21	1484377	Plug	7
22	Connector Assembly (J1939 Diagnostic)	1
22	1566116	Connector	1
22	1532664	Connector	1
22	1330438	Terminal (Socket)	3
23	Connector Assembly (Dust Cap)	1
23	1566117	Dust Cap (For Diagnostic Cable)	1
24	Connector Assembly (Horn Button)	1
24	1490242	Connector (2 Way)	1
24	1490243	Connector	1
24	1330438	Terminal (Socket)	1
25	Connector Assembly (Vehicle System Manager)	1
25	1525570	Connector	1
25	1529046	Connector	1
25	1463139	Terminal	7
25	1484377	Plug	5
26	Connector Assembly (To Right Hand Chassis Harness)	1
26	1500925	Connector	1
26	1352603	Secondary Lock	1
26	1330437	Terminal (Pin)	7
26	1484377	Plug	5
27	Connector Assembly (To Right Hand Chassis Harness)	1
27	1489656	Connector (4-Way)	1
27	1489657	Connector	1
27	1330438	Terminal (Socket)	4

WIRE HARNESS (FIGURE 6-34) COWL WITH MONOTROL PEDAL — WITH HYDRAULIC PUMP SOLENOID



BP080918

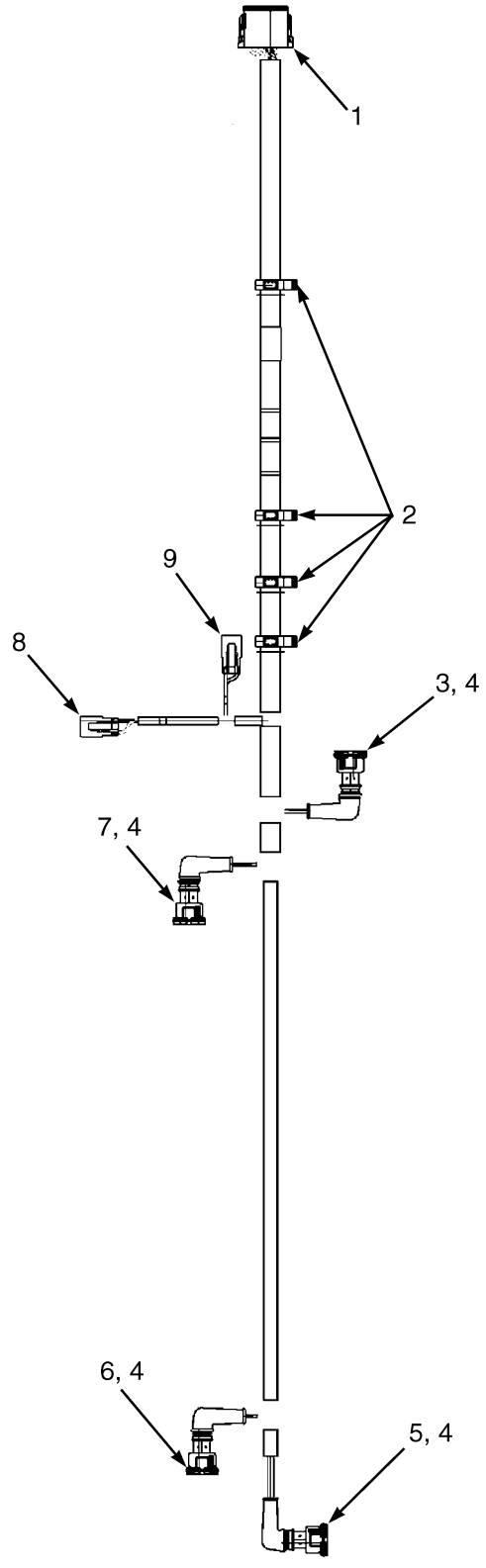
WIRE HARNESS
COWL WITH MONOTROL PEDAL – WITH HYDRAULIC PUMP SOLENOID

ITEM	PART NO.	DESCRIPTION	QTY
	4603281	Wire Harness	1
1	Connector Assembly (Vehicle System Manager)	1
1	1525568	Connector	1
1	1529046	Connector	1
1	1463139	Terminal	12
2	1540388	Conduit	AR
3	1534282	Clip	1
4	275493	Conduit	AR
5	Connector Assembly (Hydraulic Lockout Solenoid #2)	1
5	1484557	Connector (2 Socket)	1
5	1484558	Connector (Secondary Lock)	1
5	1463139	Terminal	1
6	Connector Assembly (Hydraulic Lockout Solenoid 1)	1
6	1484557	Connector (2 Socket)	1
6	1484558	Connector (Secondary Lock)	1
6	1463139	Terminal	2
7	Connector Assembly (Accelerator Pedal Sensor)	1
7	1525584	Connector	1
7	1532571	Terminal	6
8	275496	Conduit	AR
9	1534828	Clip	1
10	Connector Assembly (To Monotrol Harness)	1
10	1489656	Connector (4-Way)	1
10	1489657	Connector	1
10	1330438	Terminal (Socket)	4
11	Connector Assembly (Endcap)	1
11	1525573	Connector	1
12	Connector Assembly (Brake Fluid)	1
12	1566227	Terminal	1
12	1324309	Sleeve	1
13	Connector Assembly (Brake Fluid)	1
13	1566227	Terminal	1
13	1324309	Sleeve	1
14	1509888	Clip	2
15	Connector Assembly (Brake Pressure)	1
15	1603021	Connector	1
15	1603236	Connector (Secondary Lock)	1
15	1548517	Terminal (Socket)	3
15	1548519	Seal	3
16	Connector Assembly (Park Brake)	1
16	1700460	Connector	1
16	1700461	Terminal	3
17	Connector Assembly (Brake Pedal)	1
17	1700460	Connector	1
17	1700461	Terminal	3
18	1402816	Clip	1
19	1500899	Clip	2
20	275497	Conduit	AR
21	Connector Assembly (Bus Terminal 1)	1
21	1489656	Connector (4-Way)	1

WIRE HARNESS COWL WITH MONOTROL PEDAL – WITH HYDRAULIC PUMP SOLENOID

ITEM	PART NO.	DESCRIPTION	QTY
21	1489657	Connector	1
21	1330438	Terminal (Socket)	4
22	Connector Assembly (Endcap w/ Resistor)	1
22	1525577	Connector (With Resistor)	1
23	Connector Assembly (Display)	1
23	1525567	Connector	1
23	1529046	Connector	1
23	1463139	Terminal	5
23	1484377	Plug	7
24	Connector Assembly (J1939 Diagnostic)	1
24	1566116	Connector	1
24	1532664	Connector	1
24	1330438	Terminal (Socket)	3
25	Connector Assembly (Dustcap)	1
25	1566117	Dust Cap (For Diagnostic Cable)	1
26	Connector Assembly (Horn Button)	1
26	1490242	Connector (2 Way)	1
26	1490243	Connector	1
26	1330438	Terminal (Socket)	2
27	Connector Assembly (Vehicle System Manager)	1
27	1525570	Connector	1
27	1529046	Connector	1
27	1463139	Terminal	7
27	1484377	Plug	5
28	Connector Assembly (To Right Hand Chassis Harness)	1
28	1500925	Connector	1
28	1352603	Secondary Lock	1
28	1330437	Terminal (Pin)	7
28	1484377	Plug	5
29	Connector Assembly (To Right Hand Chassis Harness)	1
29	1489656	Connector (4-Way)	1
29	1489657	Connector	1
29	1330438	Terminal (Socket)	4

**WIRE HARNESS (FIGURE 6-35)
ELECTRONIC CONTROL VALVE — THREE FUNCTION**

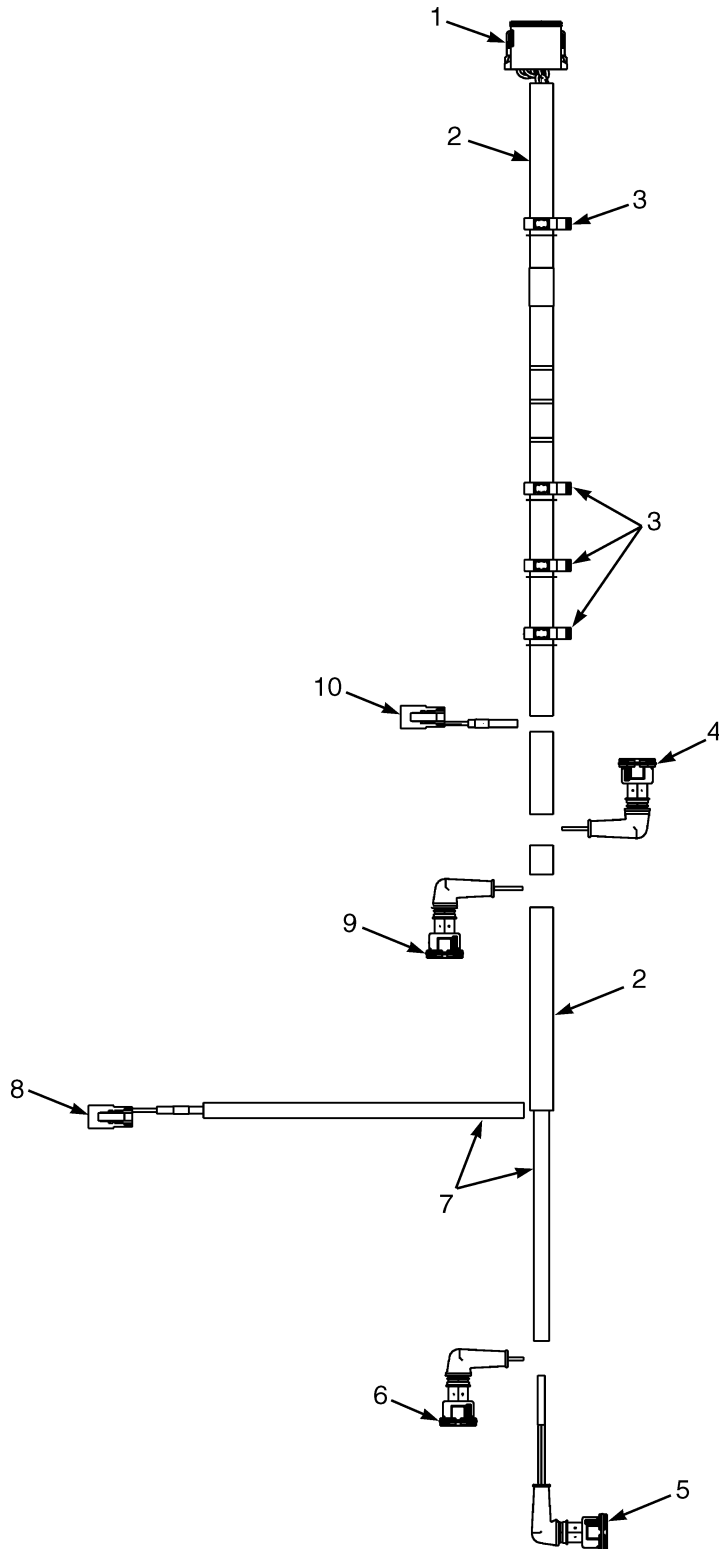


HP081569

**WIRE HARNESS
ELECTRONIC CONTROL VALVE – THREE FUNCTION**

ITEM	PART NO.	DESCRIPTION	QTY
	2060198	Wire Harness (Control Valve)	1
1	Connector Assembly (Vehicle System Manager)	1
1	1525564	Connector	1
1	1330438	Terminal (Socket)	9
1	1330439	Plug	3
1	1525564	Connector	1
1	1500913	Connector	1
2	1402815	Clip	4
3	Connector Assembly (2A Tilt)	1
3	1531162	Connector	1
3	1562649	Seal	2
3	1402814	Terminal	2
4	190383	Boot	4
5	Connector Assembly (2B Tilt)	1
5	1531162	Connector	1
5	1562649	Seal	2
5	1402814	Terminal	2
6	Connector Assembly (3B Auxiliary 1)	1
6	1493435	Connector (2-Way)	1
6	1562649	Seal	2
6	1402814	Terminal	2
7	Connector Assembly (3A Auxiliary 1)	1
7	1493435	Connector (2-Way)	1
7	1562649	Seal	2
7	1402814	Terminal	2
8	Connector Assembly (Lift)	1
8	1490242	Connector (2 Way)	1
8	1330438	Terminal (Socket)	2
8	1490243	Connector	1
9	Connector Assembly (Lower)	1
9	1490242	Connector (2 Way)	1
9	1330438	Terminal (Socket)	2
9	1490243	Connector	1

WIRE HARNESS (FIGURE 6-36) ELECTRONIC CONTROL VALVE — THREE FUNCTION-WITH VARIABLE DISPLACEMENT PUMP

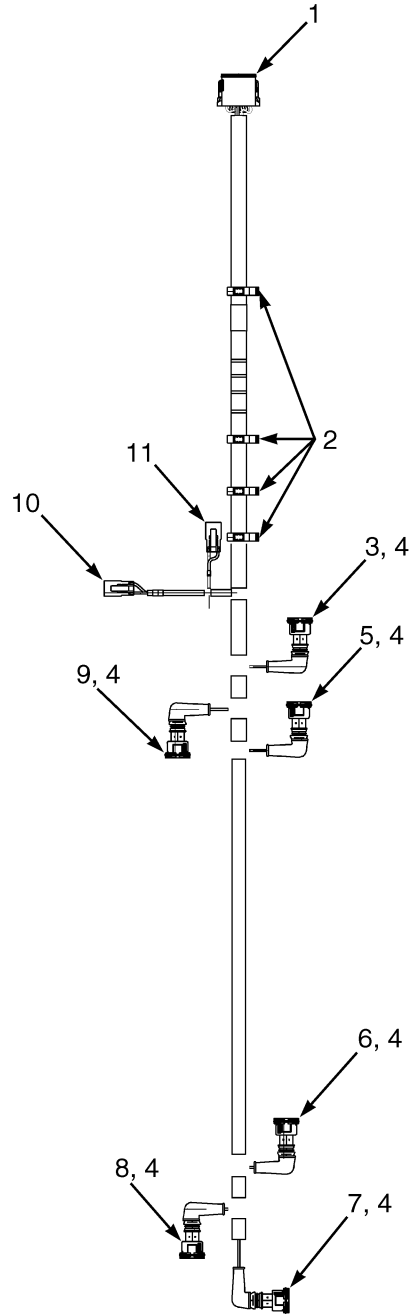


BP081116

WIRE HARNESS
ELECTRONIC CONTROL VALVE – THREE FUNCTION-WITH VARIABLE DISPLACEMENT PUMP

ITEM	PART NO.	DESCRIPTION	QTY
	4605072	Wire Harness (Electronic Control Valve)	1
1	Connector Assembly (Vehicle System Manager)	1
1	1525564	Connector	1
1	1330438	Terminal (Socket)	9
1	1484377	Plug	3
1	1500913	Connector (Secondary Lock)	1
2	275495	Conduit	AR
3	1402815	Clip	4
4	Connector Assembly (2A Tilt)	1
4	1531162	Connector	1
4	1402814	Terminal	2
4	1562649	Seal	2
5	Connector Assembly (2B Tilt)	1
5	1531162	Connector	1
5	1402814	Terminal	2
5	1562649	Seal	2
6	Connector Assembly (3B Aux. 1)	1
6	1493435	Connector (2-Way)	1
6	1402814	Terminal	2
6	1562649	Seal	2
7	275493	Conduit	AR
8	Connector Assembly (1A Lift)	1
8	1490242	Connector (2 Way)	1
8	1330438	Terminal (Socket)	2
8	1490243	Connector	1
9	Connector Assembly (3A Aux.1)	1
9	1493435	Connector (2-Way)	1
9	1402814	Terminal	2
9	1562649	Seal	2
10	Connector Assembly (1B Lower)	1
10	1490242	Connector (2 Way)	1
10	1330438	Terminal (Socket)	2
10	1490243	Connector	1

**WIRE HARNESS (FIGURE 6-37)
ELECTRONIC CONTROL VALVE — FOUR FUNCTION**

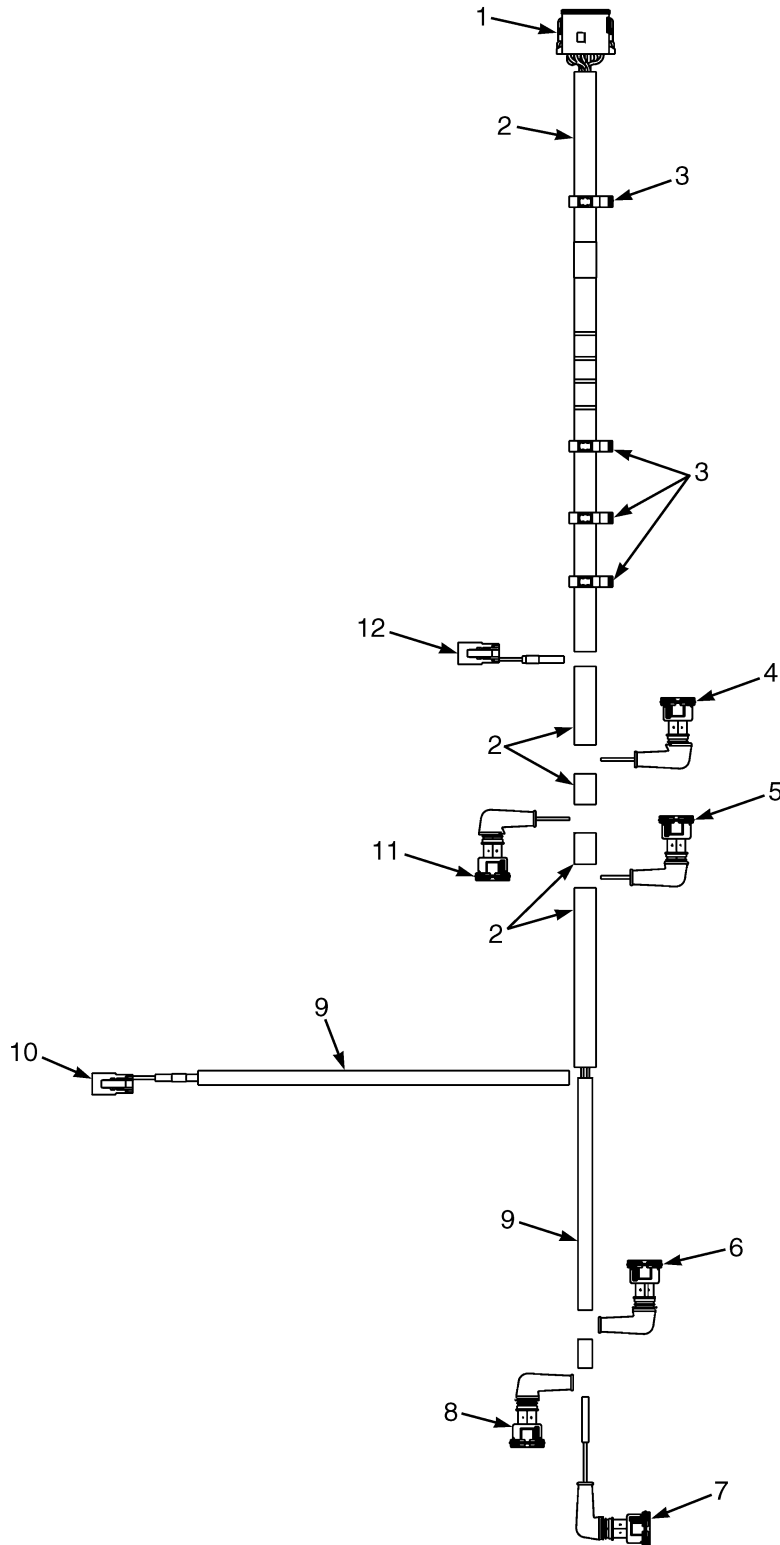


HP081568

**WIRE HARNESS
ELECTRONIC CONTROL VALVE – FOUR FUNCTION**

ITEM	PART NO.	DESCRIPTION	QTY
	2058909	Wire Harness (Control Valve)	1
1	Connector Assembly (Vehicle System Manager)	1
1	1525564	Connector	1
1	1330438	Terminal (Socket)	12
1	1500913	Connector	1
2	1402815	Clip	4
3	Connector Assembly (2A Tilt)	1
3	1531162	Connector	1
3	1562649	Seal	2
3	1402814	Terminal	2
4	190383	Boot	6
5	1493447	Connector (4A Auxiliary 2)	1
5	1562649	Seal	2
5	1402814	Terminal	2
6	1493447	Connector (4B Auxiliary 2)	1
6	1562649	Seal	2
6	1402814	Terminal	2
7	Connector Assembly (2B Tilt)	1
7	1531162	Connector	1
7	1562649	Seal	2
7	1402814	Terminal	2
8	Connector Assembly (3B Auxiliary 1)	1
8	1493435	Connector (2-Way)	1
8	1562649	Seal	2
8	1402814	Terminal	2
9	Connector Assembly (3A Auxiliary 1)	1
9	1493435	Connector (2-Way)	1
9	1562649	Seal	2
9	1402814	Terminal	2
10	Connector Assembly (Lift)	1
10	1490242	Connector (2 Way)	1
10	1330438	Terminal (Socket)	2
10	1490243	Connector	1
11	Connector Assembly (Lower)	1
11	1490242	Connector (2 Way)	1
11	1330438	Terminal (Socket)	2
11	1490243	Connector	1

WIRE HARNESS (FIGURE 6-38) ELECTRONIC CONTROL VALVE — FOUR FUNCTION-WITH VARIABLE DISPLACEMENT PUMP

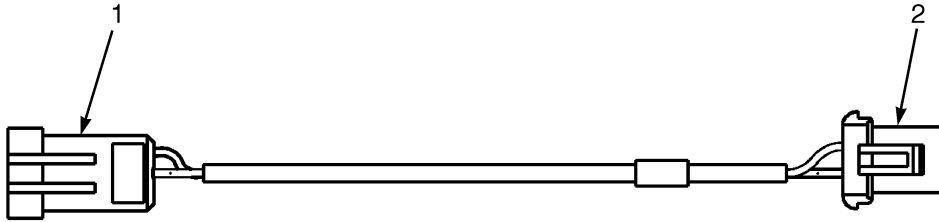


BP081117

WIRE HARNESS
ELECTRONIC CONTROL VALVE – FOUR FUNCTION-WITH VARIABLE DISPLACEMENT PUMP

ITEM	PART NO.	DESCRIPTION	QTY
	4605073	Wire Harness (Electronic Control Valve)	1
1	Connector Assembly (Vehicle System Manager)	1
1	1525564	Connector	1
1	1330438	Terminal (Socket)	12
1	1500913	Connector (Secondary Lock)	1
2	275495	Conduit	AR
3	1402815	Clip	4
4	Connector Assembly (2A Tilt)	1
4	1531162	Connector	1
4	1402814	Terminal	2
4	1562649	Seal	2
5	Connector Assembly (4A Aux.2))	1
5	1493447	Connector	1
5	1402814	Terminal	2
5	1562649	Seal	2
6	Connector Assembly (4B Aux. 2)	1
6	1493447	Connector	1
6	1402814	Terminal	2
6	1562649	Seal	2
7	Connector Assembly (2B Tilt)	1
7	1531162	Connector	1
7	1402814	Terminal	2
7	1562649	Seal	2
8	Connector Assembly (3B Aux. 1)	1
8	1493435	Connector (2-Way)	1
8	1402814	Terminal	2
8	1562649	Seal	2
9	275493	Conduit	AR
10	Connector Assembly (1A Lift)	1
10	1490242	Connector (2 Way)	1
10	1330438	Terminal (Socket)	2
10	1490243	Connector	1
11	Connector Assembly (3A Aux.1)	1
11	1493435	Connector (2-Way)	1
11	1402814	Terminal	2
11	1562649	Seal	2
12	Connector Assembly (1B Lower)	1
12	1490242	Connector (2 Way)	1
12	1330438	Terminal (Socket)	2
12	1490243	Connector	1

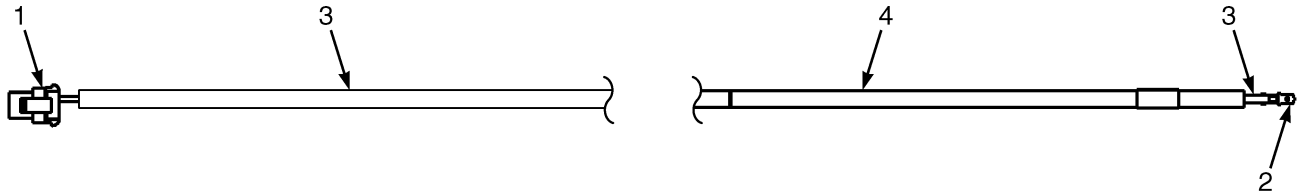
WIRE HARNESS ADAPTER (FIGURE 6-39) LOW FUEL PRESSURE



HP082028

ITEM	PART NO.	DESCRIPTION	QTY
	4602843	Wire Harness	1
1	Connector Assembly (To LH Chassis Harness)	1
1	2795583	Connector (3 Way)	1
1	2787350	Pin Terminal	2
1	2069381	Plug	1
1	2060555	Wire Seal (Yellow)	2
2	Connector Assembly (Low LPG Switch)	1
2	1329152	Plug	1
2	1329151	Terminal	1
2	1330281	Terminal	2
2	1402888	Seal (Purple)	2

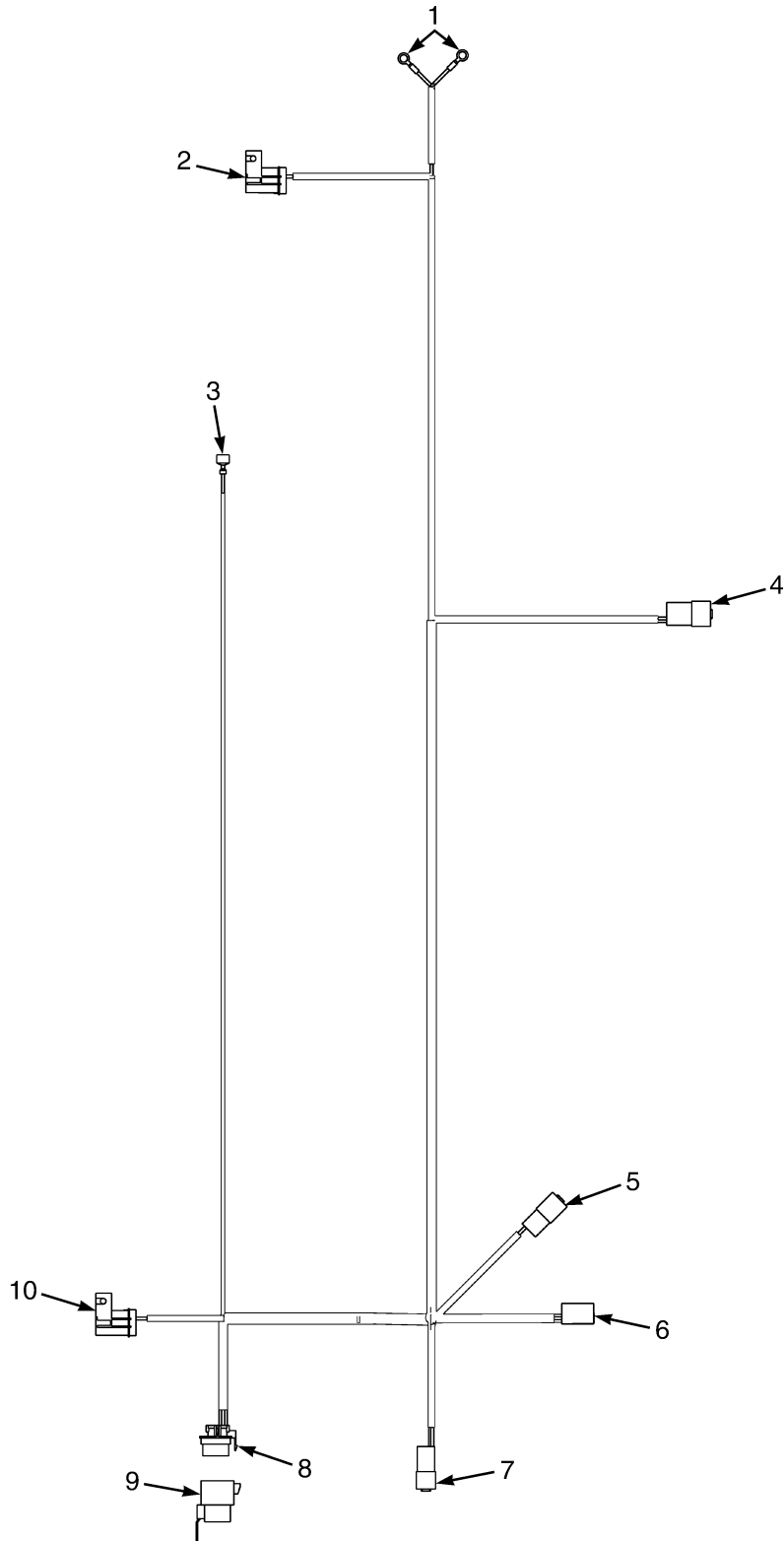
**WIRE HARNESS (FIGURE 6-40)
AIR CONDITIONING JUMPER**



BP081675

ITEM	PART NO.	DESCRIPTION	QTY
	4631126	Wire Harness (Jumper)	1
1	Connector Assembly (To Compressor Clutch)	1
1	1329152	Plug (Connector)	1
1	1329151	Terminal (Secondary Lock)	1
1	1327164	Seal	1
1	1521989	Terminal	1
1	1329147	Seal	1
2	Connector Assembly (To AC Harness)	1
2	129892	Terminal (Connector)	1
3	175944	Heat Shrink	AR
4	275493	Conduit	AR

**WIRE HARNESS (FIGURE 6-41)
AIR CONDITIONER**

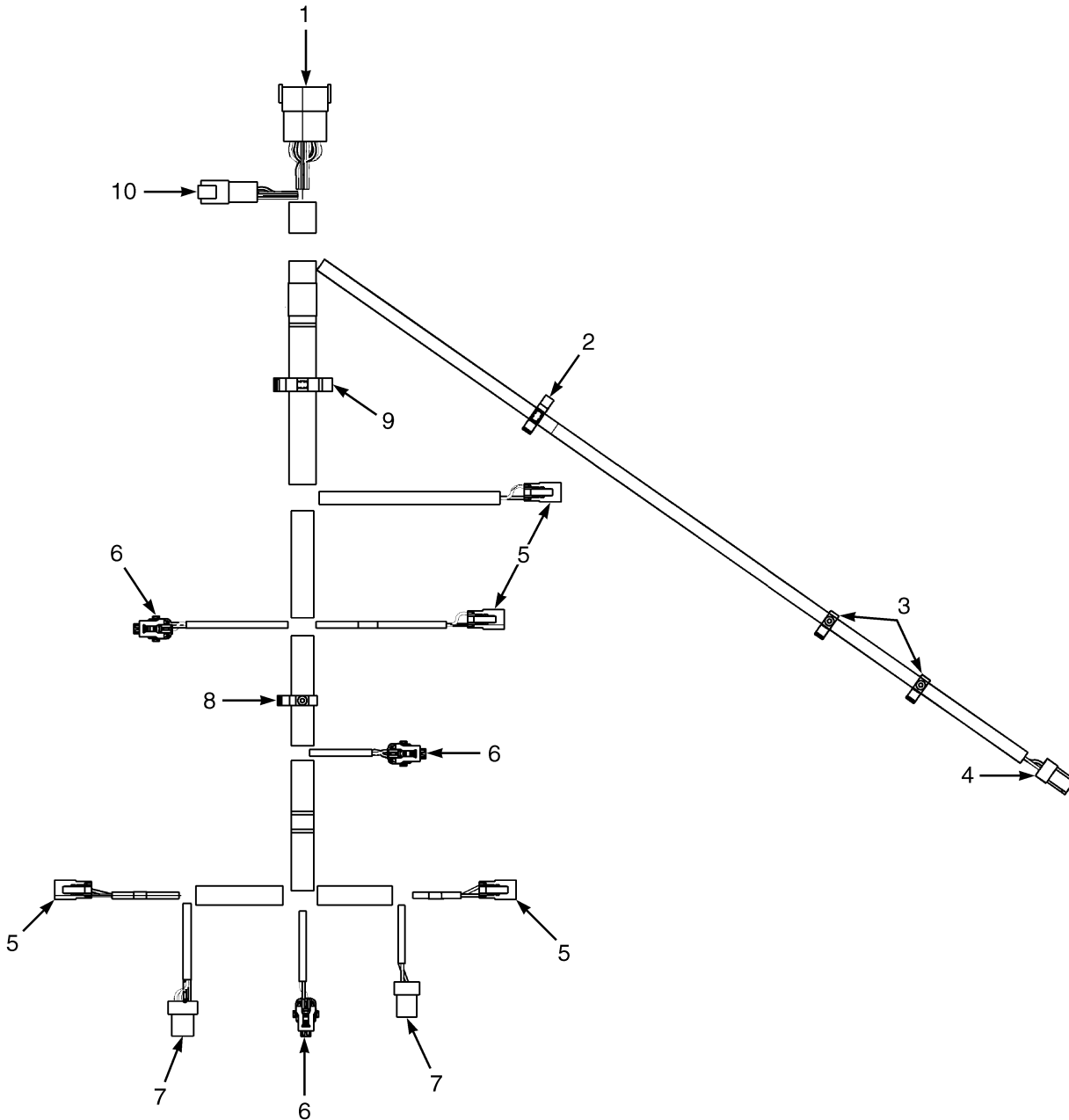


BP081676

**WIRE HARNESS
AIR CONDITIONER**

ITEM	PART NO.	DESCRIPTION	QTY
	4609701	Wire Harness (Air Conditioning)	1
1	148606	E-Ring	2
2	Connector Assembly (Compressor Clutch)	1
2	1330292	Connector	1
2	1330293	Cover (Fuse)	1
2	1330283	Terminal	2
2	1300134	Fuse (25 Amp)	1
3	1310142	Terminal Housing (Blue)	1
4	Connector Assembly (CRP18S to CPS18)	1
4	1514597	Connector	1
4	1514598	Connector (Secondary Lock)	1
4	866401	Terminal	3
4	1330439	Plug	1
5	Connector Assembly (To Condenser)	1
5	1480187	Connector	1
5	1480188	Connector (Secondary Lock)	1
5	866401	Terminal	2
6	Connector Assembly (To RH Door Harness)	1
6	1514602	Connector	1
6	1514603	Connector (Secondary Lock)	1
6	1554359	Terminal	4
7	Connector Assembly (To Condenser)	1
7	1330411	Connector	1
7	1330416	Connector	1
7	1330433	Terminal	1
7	1330435	Terminal	2
7	1330439	Plug	1
8	Connector Assembly (CPS99S)	1
8	1461744	Connector Body	1
8	1327164	Seal	1
8	1375797	Terminal	4
8	1329147	Seal	4
8	1498483	Sealant	1
9	1461743	Relay	1
10	Connector Assembly (Fuse Holder)	1
10	1330292	Connector	1
10	1330293	Cover (Fuse)	1
10	1330283	Terminal	2
10	370646	Fuse (5 Amp)	1

WIRE HARNESS (FIGURE 6-42) TRANSMISSION — DUAL SPEED

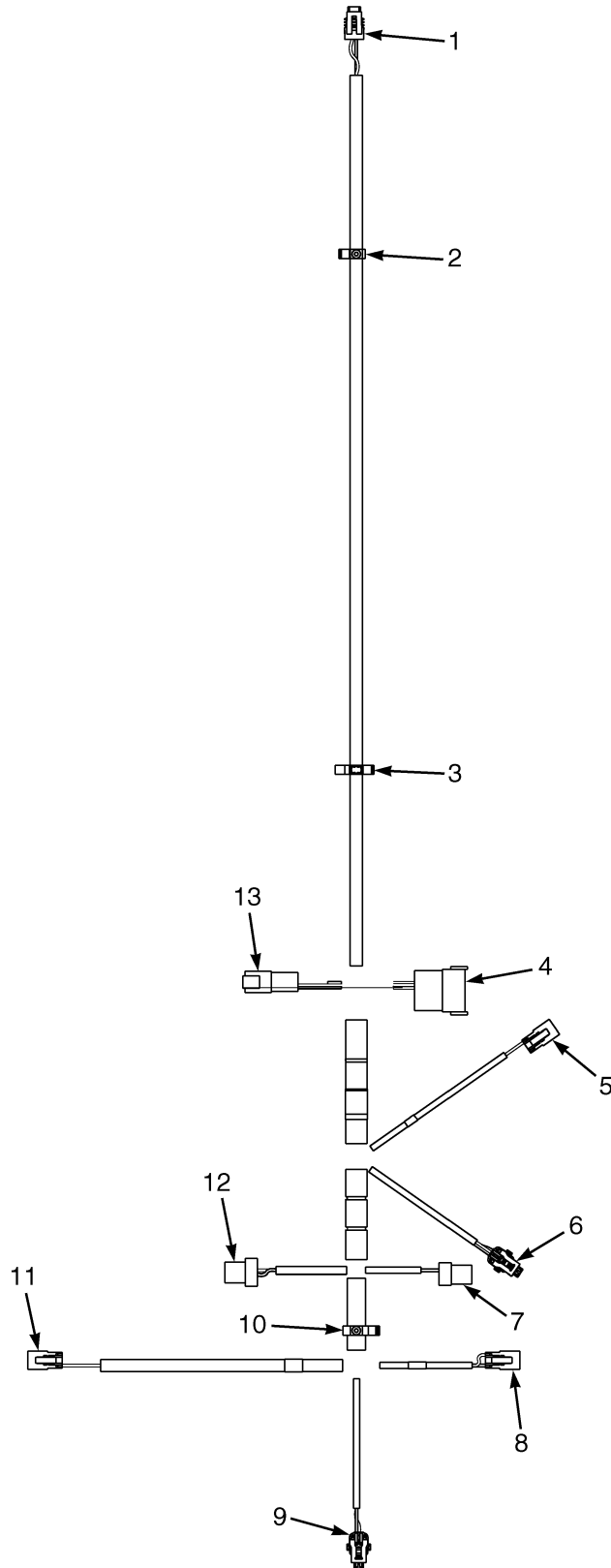


BP080479

**WIRE HARNESS
TRANSMISSION – DUAL SPEED**

ITEM	PART NO.	DESCRIPTION	QTY
	2085942	Wire Harness (Transmission)	1
1	Connector Assembly (To RH Chassis Harness)	1
1	1623280	Connector	1
1	1623281	Connector	1
1	1463138	Terminal Pin	11
1	1484377	Plug	2
2	1402816	Clip	1
3	1509888	Clip	2
4	Connector Assembly (Temperature)	1
4	1402868	Connector	1
4	1323576	Terminal	2
5	Connector Assembly (Clutch Forward 1, and 2 Reverse 1)	1
5	1490242	Connector (2 Way)	1
5	1490243	Connector	1
5	1330438	Terminal (Socket)	2
6	Connector Assembly (Forward/Reverse 1 Pressure)	1
6	1603021	Connector	1
6	1603236	Connector (Secondary Lock)	1
6	1548517	Terminal (Socket)	3
6	1548519	Seal	3
7	Connector Assembly (Turbine/Tail Shaft RPM)	1
7	1546673	Connector	1
7	1323576	Terminal	3
8	1509890	Clip	1
9	1402813	Clip	1
10	Connector Assembly (To RH Chassis Harness)	1
10	1530960	Connector	1
10	1530961	Connector (Secondary Lock)	1
10	1463138	Terminal Pin	6

**WIRE HARNESS (FIGURE 6-43)
TRANSMISSION — SINGLE SPEED**

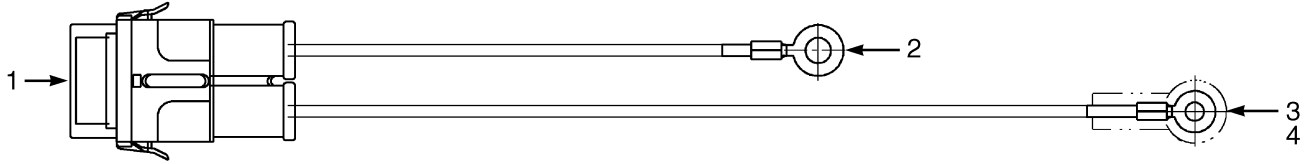


BP080894

**WIRE HARNESS
TRANSMISSION – SINGLE SPEED**

ITEM	PART NO.	DESCRIPTION	QTY
	2105959	Wire Harness (Transmission)	1
1	Connector Assembly (Transmission Temperature)	1
1	4009253	Connector	1
1	1323576	Terminal	2
2	1509888	Clip	1
3	1402816	Clip	1
4	Connector Assembly (To RH Chassis Harness)	1
4	1623280	Connector	1
4	1623281	Connector	1
4	1463138	Terminal Pin	10
4	1484377	Plug	2
5	Connector Assembly (Clutch Forward 1)	1
5	1490242	Connector (2 Way)	1
5	1490243	Connector	1
5	1330438	Terminal (Socket)	2
6	Connector Assembly (Forward 1 Pressure)	1
6	1603021	Connector	1
6	1603236	Connector (Secondary Lock)	1
6	1548517	Terminal (Socket)	3
6	1548519	Seal	3
7	Connector Assembly (Turbine Shaft RPM)	1
7	1546673	Connector	1
7	1323576	Terminal	3
8	Connector Assembly (Transmission Check Valve)	1
8	1490242	Connector (2 Way)	1
8	1490243	Connector	1
8	1330438	Terminal (Socket)	2
9	Connector Assembly (Reverse 1 Pressure)	1
9	1603021	Connector	1
9	1603236	Connector (Secondary Lock)	1
9	1548517	Terminal (Socket)	3
9	1548519	Seal	3
10	1509890	Clip	1
11	Connector Assembly (Clutch Reverse 1)	1
11	1490242	Connector (2 Way)	1
11	1490243	Connector	1
11	1330438	Terminal (Socket)	2
12	Connector Assembly (Tail Shaft RPM - Toss)	1
12	1558156	Connector	1
12	1323576	Terminal	4
13	Connector Assembly (To RH Chassis Harness)	1
13	1530960	Connector	1
13	1530961	Connector (Secondary Lock)	1
13	1463138	Terminal Pin	4
13	1484377	Plug	2

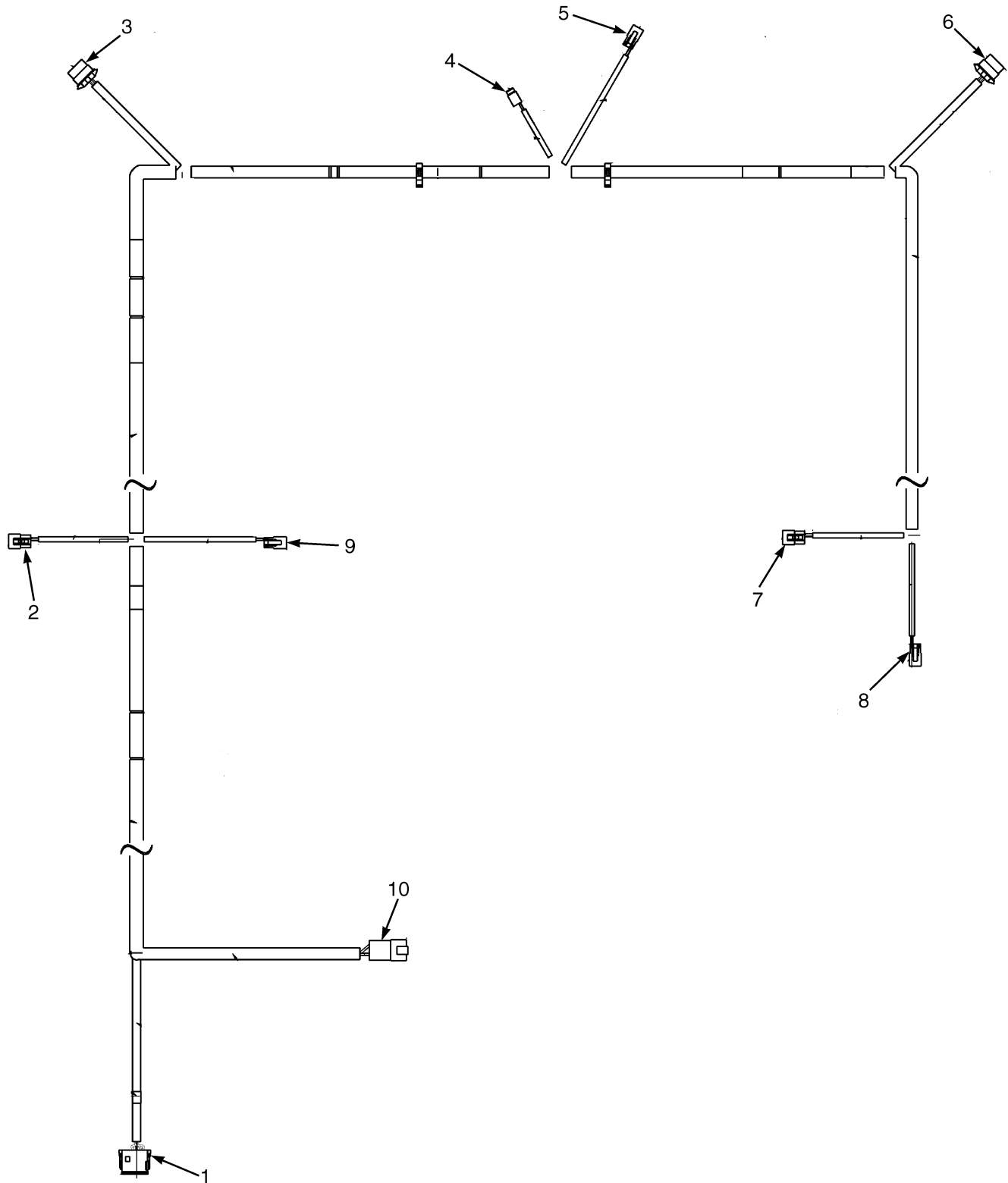
WIRE HARNESS (FIGURE 6-44) ALTERNATOR — DIESEL



BP080476

ITEM	PART NO.	DESCRIPTION	QTY
	2065098	Wire Harness (Alternator)	1
1	Connector Assembly	1
1	1454827	Seal	2
1	1454828	Terminal	2
1	1454829	Fuse (60 Amp)	1
1	1454860	Connector Body	1
1	1454862	Cover (With Seal)	1
2	1566145	E-Ring (To PDM)	1
3	1560015	E-Ring (To Alternator)	1
4	1566146	Boot	1

WIRE HARNESS (FIGURE 6-45) LIGHTS WITH OVERHEAD GUARD



BP080631

**WIRE HARNESS
LIGHTS WITH OVERHEAD GUARD**

ITEM	PART NO.	DESCRIPTION	QTY
	2098387	Wire Harness (Lights)	1
1	Connector Assembly (Vehical System Management)	1
1	1525566	Connector	1
1	1500913	Connector	1
1	1330438	Terminal (Socket)	5
1	1484377	Plug	7
2	Connector Assembly (RH Front Signal)	1
2	1484397	Connector (3-Way)	1
2	1463194	Connector (Secondary Lock)	1
2	1330438	Terminal (Socket)	3
3	Connector Assembly (RH Rear Signal)	1
3	1531486	Connector	1
3	930591	Connector	1
3	1330355	Terminal	5
3	1330356	Seal	1
3	1482668	Plug (Cavity Plug)	1
3	1476108	Wire Seal (White)	4
4	Connector Assembly (Strobe)	1
4	1484557	Connector (2 Socket)	1
4	1484558	Connector (Secondary Lock)	1
4	1463139	Terminal	2
5	Connector Assembly (Rear Work Light)	1
5	1490242	Connector (2 Way)	1
5	1490243	Connector	1
5	1363886	Terminal (Socket)	2
6	Connector Assembly (LH Rear Signal)	1
6	1531486	Connector	1
6	930591	Connector	1
6	1330355	Terminal	5
6	1330356	Seal	1
6	1482668	Plug (Cavity Plug)	1
6	1476108	Wire Seal (White)	4
7	Connector Assembly (LH Front Signal)	1
7	1484397	Connector (3-Way)	1
7	1463194	Connector (Secondary Lock)	1
7	1330438	Terminal (Socket)	3
8	Connector Assembly (LH Front Work Light)	1
8	1490242	Connector (2 Way)	1
8	1490243	Connector	1
8	1363886	Terminal (Socket)	2
9	Connector Assembly (RH Front Work Light)	1
9	1490242	Connector (2 Way)	1
9	1490243	Connector	1
9	1363886	Terminal (Socket)	2
10	Connector Assembly (RH Chassis)	1
10	1514597	Connector	1
10	1514598	Connector	1
10	1484709	Terminal (Pin)	4

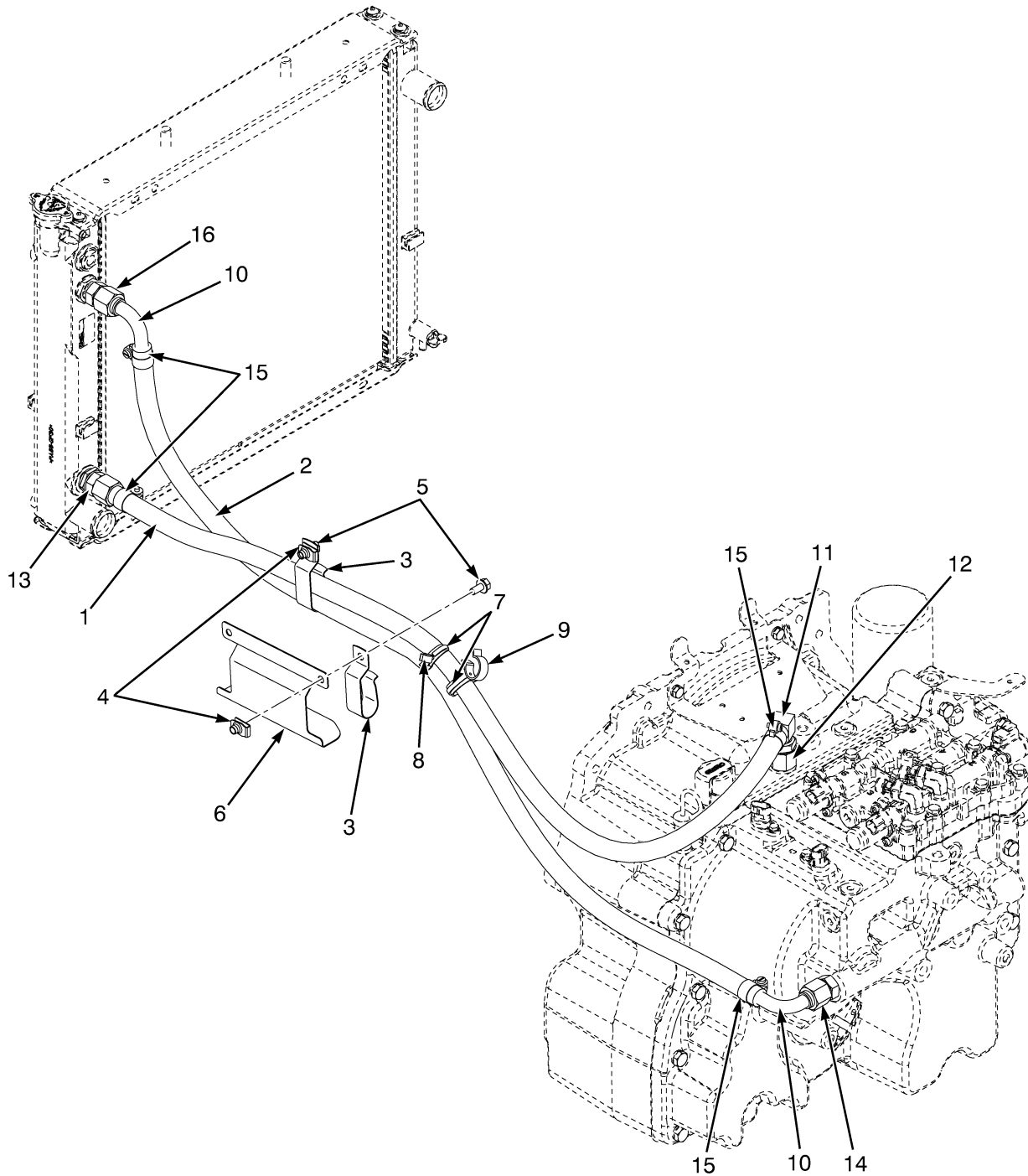
7

TRANSMISSION

**SECTION 7
TRANSMISSION**

DESCRIPTION	PAGE
CONTROL VALVE ASSEMBLY	
LOW PRESSURE	7-28
COUNTER/REVERSE CLUTCH	
DUAL SPEED TRANSMISSION	7-36
SINGLE SPEED TRANSMISSION	7-26
FORWARD CLUTCH, HIGH	
DUAL SPEED TRANSMISSION	7-34
INPUT/FORWARD CLUTCH	
SINGLE SPEED TRANSMISSION	7-24
INPUT/FORWARD CLUTCH, LOW	
DUAL SPEED TRANSMISSION	7-38
STATOR SUPPORT HOUSING	
SINGLE SPEED, ALUMINUM CHAIN DRIVE	7-22
TORQUE CONVERTER	
MAZDA	7-14
YANMAR AND KUBOTA ENGINES	7-15
TORQUE CONVERTER HOUSING AND ATTACHING PARTS	
SINGLE SPEED - ALUMINUM CHAIN DRIVE	7-20
TRANSMISSION	
CAST IRON WITH DUAL SPEED, WET BRAKE - SHEET 1 OF 2	7-30
CAST IRON WITH DUAL SPEED, WET BRAKE - SHEET 2 OF 2	7-32
TRANSMISSION COOLING	
KUBOTA 2.5L LPG - SQUARE WAVE WITH OIL COOLER FOR DUAL SPEED TRANSMISSION	7-8
KUBOTA 2.5L LPG - SQUARE WAVE WITHOUT OIL COOLER DUAL SPEED TRANSMISSION	7-10
KUBOTA 2.5L LPG - SQUARE WAVE WITHOUT OIL COOLER WITH SINGLE SPEED TRANSMISSION	7-12
MAZDA 2.2L, LPG - SERPENTINE AND SQUARE WAVE	7-2
MAZDA 2.2L, LPG - WITH AIR COOLER	7-4
YANMAR 2.6L , 3.0L AND 3.3L DIESEL - SQUARE WAVE WITH INTERNAL OIL COOLER	7-6
TRANSMISSION HOUSING AND ASSEMBLY	
SINGLE SPEED - ALUMINUM CHAIN DRIVE	7-18
TRANSMISSION MOUNT	
DUAL SPEED	7-29
SINGLE SPEED - ALUMINUM CHAIN DRIVE	7-16

TRANSMISSION COOLING (FIGURE 7-1) MAZDA 2.2L, LPG — SERPENTINE AND SQUARE WAVE



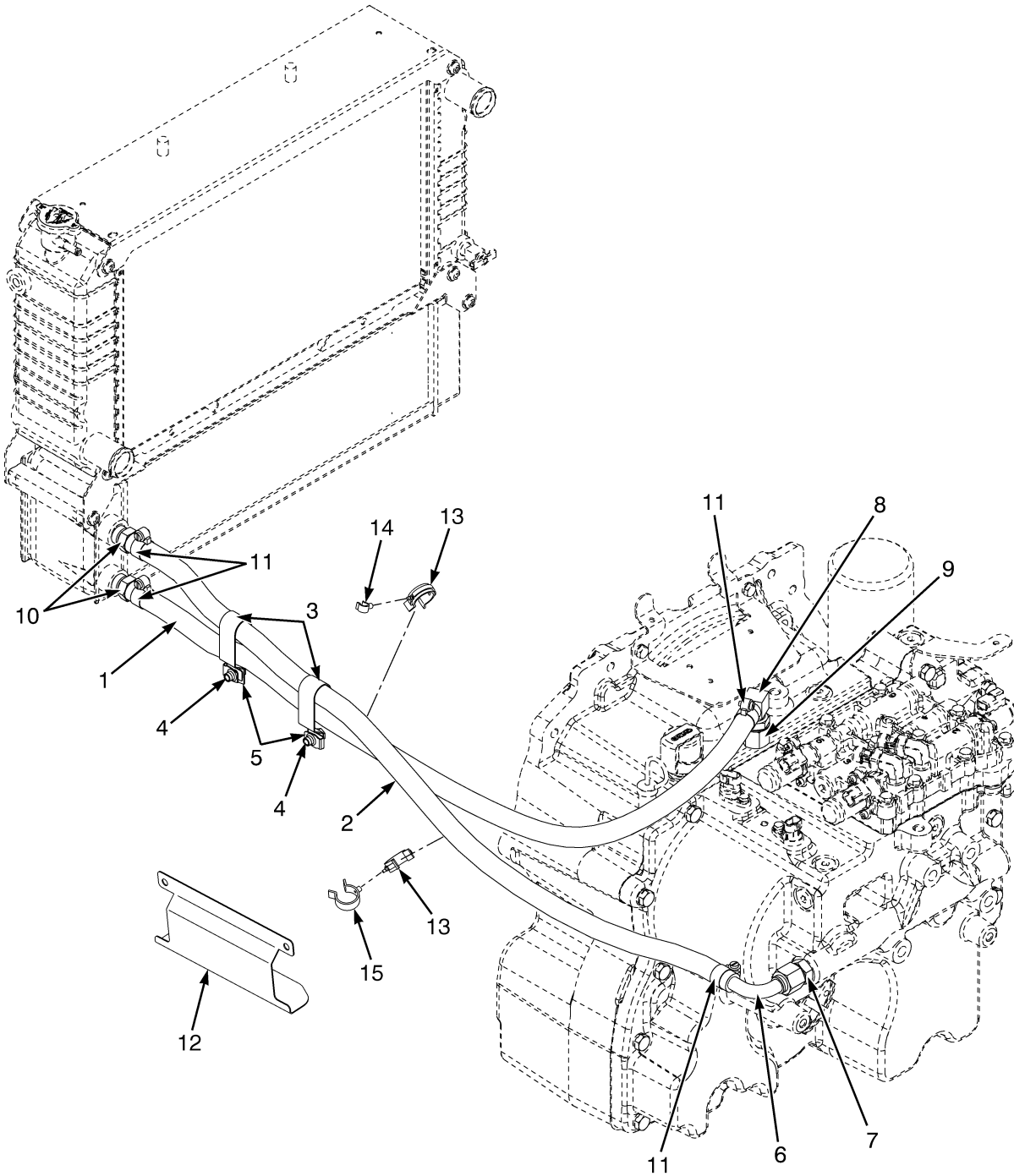
BP240165

TRANSMISSION COOLING
MAZDA 2.2L, LPG – SERPENTINE AND SQUARE WAVE

KEY:**A: With square wave radiator****B: With serpentine radiator**

ITEM	PART NO.	DESCRIPTION	QTY	
			A	B
1	2110024	Hose	1	1
2	2109870	Hose	1
2	2109869	Hose	1	..
3	1562648	Clip	2	2
4	1480237	Nut	2	2
5	4109993			
	1527879	Capscrew	2	2
6	1616979	Heat Shield	1	1
7	1569465	Clamp (Swivel)	2	2
8	1561871	Clamp (Swivel)	1	1
9	1542436	Clamp (Swivel)	1	1
10	2109875	Tube Assy	2	2
11	222512	Fitting	1	1
11	16485	O-Ring	1	1
12	1691525	Adapter	1	1
13	1673198	Fitting	1	..
13	222493	Fitting	1	..
13	16484	O-Ring	1	..
13	1691916	Fitting	1
14	1486749	Fitting	1	1
15	130845	Clamp	4	4
16	1565127	Fitting	1	..

TRANSMISSION COOLING (FIGURE 7-2) MAZDA 2.2L, LPG — WITH AIR COOLER

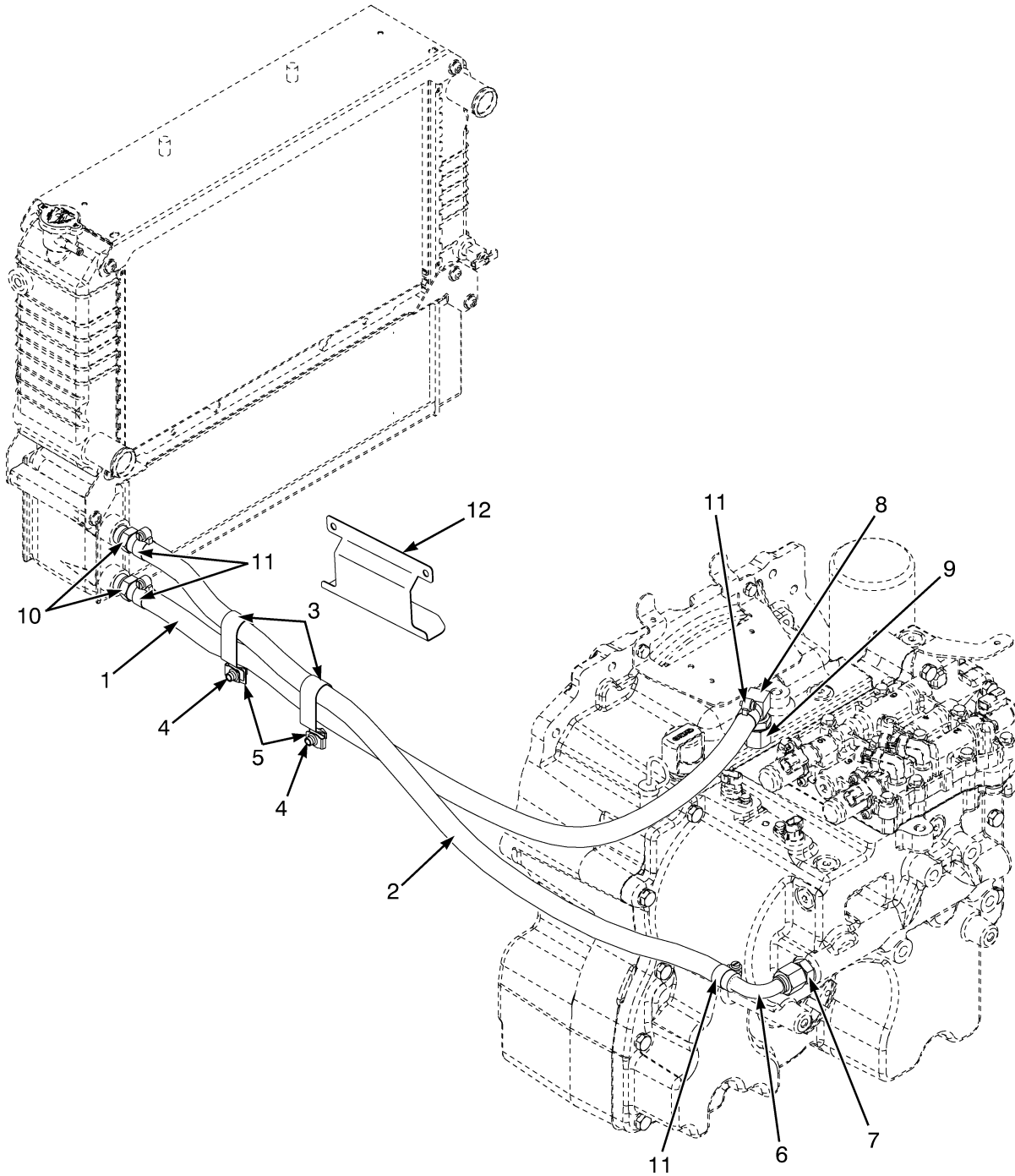


BP240176

TRANSMISSION COOLING
MAZDA 2.2L, LPG – WITH AIR COOLER

ITEM	PART NO.	DESCRIPTION	QTY
1	2107524	Hose	1
2	2110024	Hose	1
3	1562648	Clip	2
4	4109993		
	1527879	Capscrew	2
5	1480237	Nut	2
6	2109875	Tube Assy	1
7	1486749	Fitting	1
8	222512	Fitting	1
9	1691525	Adapter	1
10	17223	Fitting	2
10	16485	O-Ring	1
11	130845	Clamp	4
12	1616979	Heat Shield	1
13	1569465	Clamp (Swivel)	2
14	1561871	Clamp (Swivel)	1
15	1542436	Clamp (Swivel)	1

TRANSMISSION COOLING (FIGURE 7-3) YANMAR 2.6L , 3.0L AND 3.3L DIESEL — SQUARE WAVE WITH INTERNAL OIL COOLER

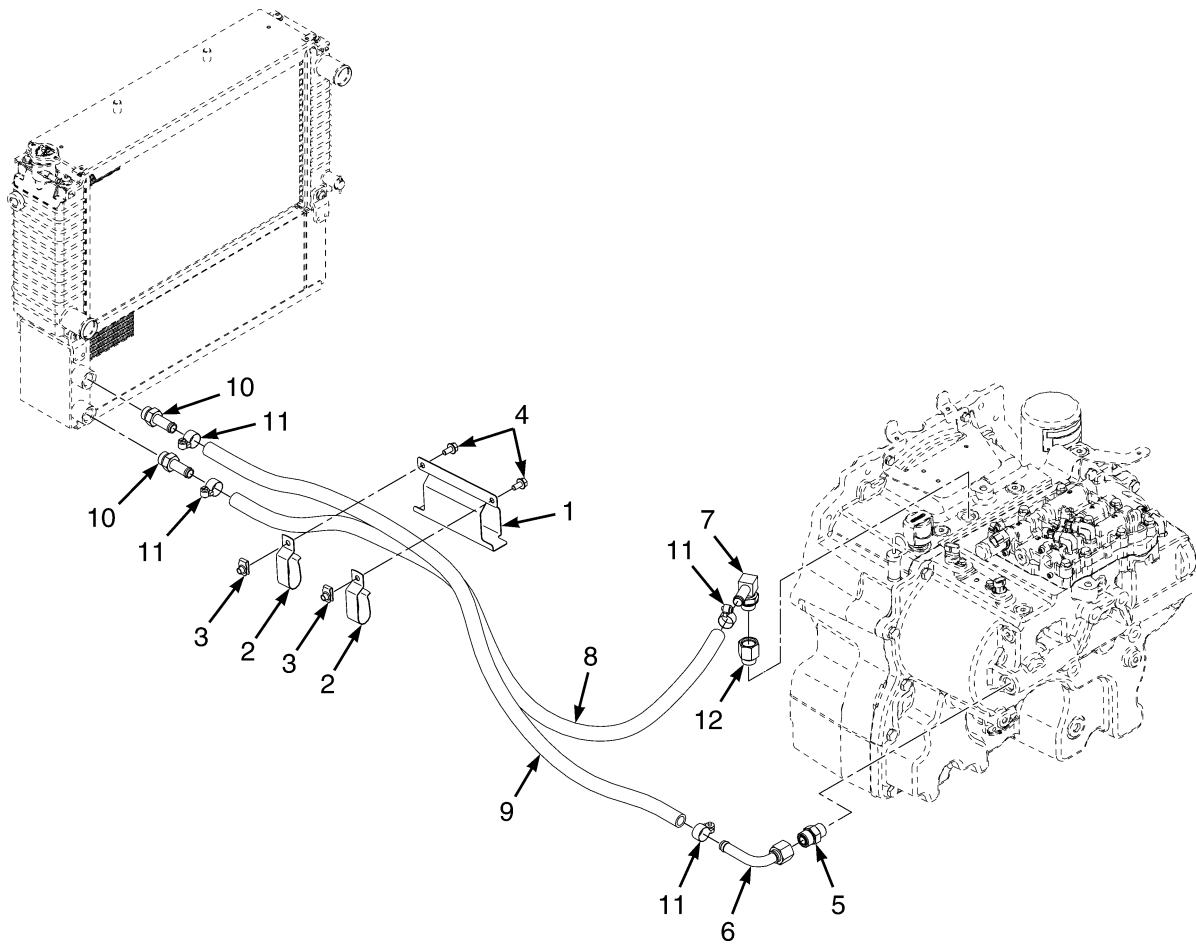


BP240164

TRANSMISSION COOLING
YANMAR 2.6L , 3.0L AND 3.3L DIESEL – SQUARE WAVE WITH INTERNAL OIL COOLER

ITEM	PART NO.	DESCRIPTION	QTY
1	2109665	Hose Assy	1
2	2110024	Hose	1
3	1562648	Clip	2
4	4109993		
	1527879	Capscrew	2
5	1480237	Nut (Foldover)	2
6	2109875	Tube Assy	1
6	1487165	Fitting	1
7	1486749	Fitting	1
8	222512	Fitting	1
8	16485	O-Ring	1
9	1691525	Adapter	1
10	17223	Fitting	2
10	16485	O-Ring	1
11	130845	Clamp	4
12	1616979	Heat Shield	1

TRANSMISSION COOLING (FIGURE 7-4) KUBOTA 2.5L LPG — SQUARE WAVE WITH OIL COOLER FOR DUAL SPEED TRANSMISSION

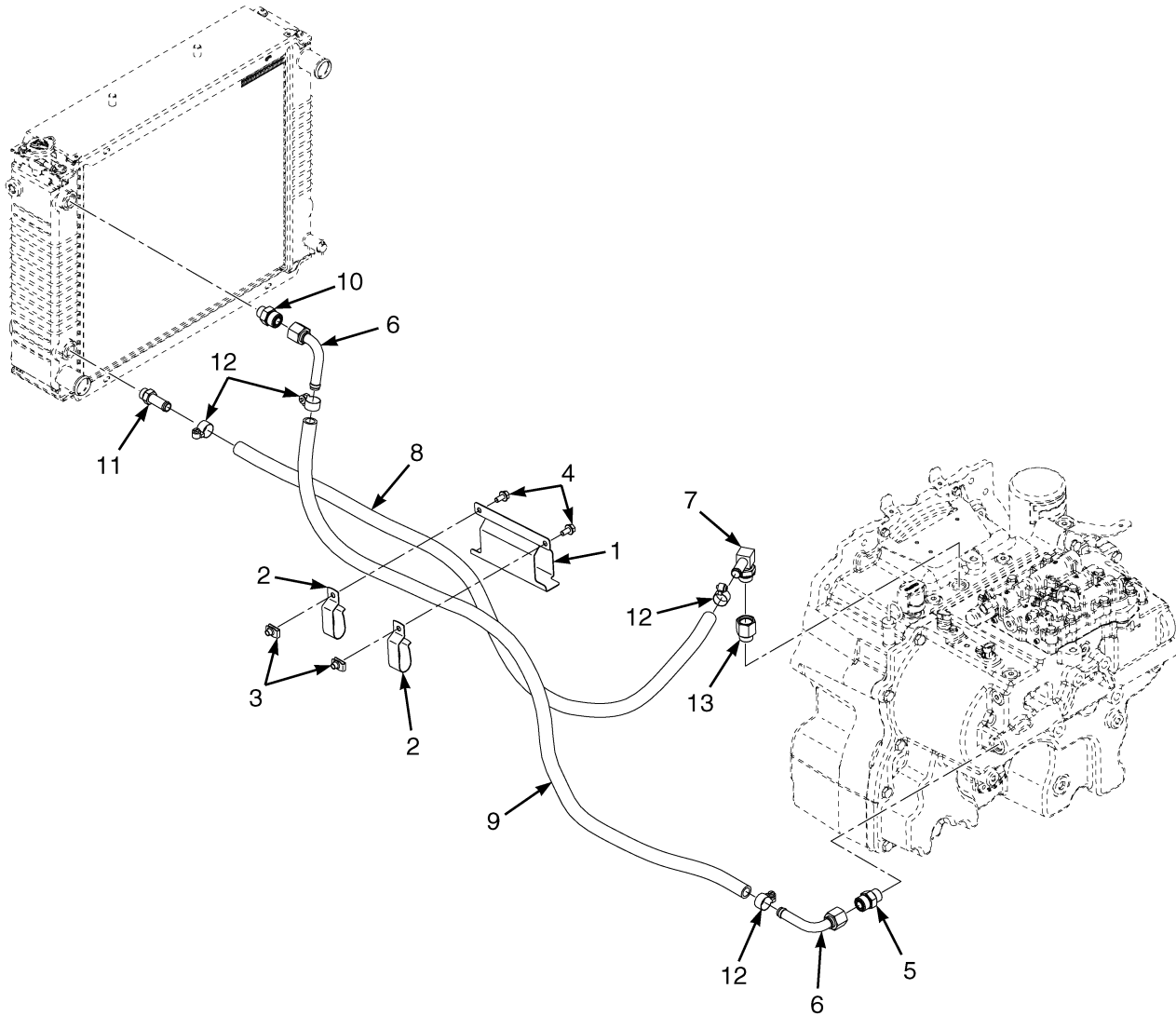


BP240248

TRANSMISSION COOLING
KUBOTA 2.5L LPG – SQUARE WAVE WITH OIL COOLER FOR DUAL SPEED TRANSMISSION

ITEM	PART NO.	DESCRIPTION	QTY
1	4079256	Heat Shield	1
2	1562648	Clip	2
3	1480237	Nut	2
4	4109993		
	1527879	Capscrew	2
5	1486749	Fitting	1
6	2109875	Tube Assy	1
7	222512	Fitting	1
8	2109665	Hose Assy	1
9	2110024	Hose	1
10	17223	Fitting	2
11	130845	Clamp	4
12	1691525	Adapter	1

TRANSMISSION COOLING (FIGURE 7-5) KUBOTA 2.5L LPG — SQUARE WAVE WITHOUT OIL COOLER DUAL SPEED TRANSMISSION

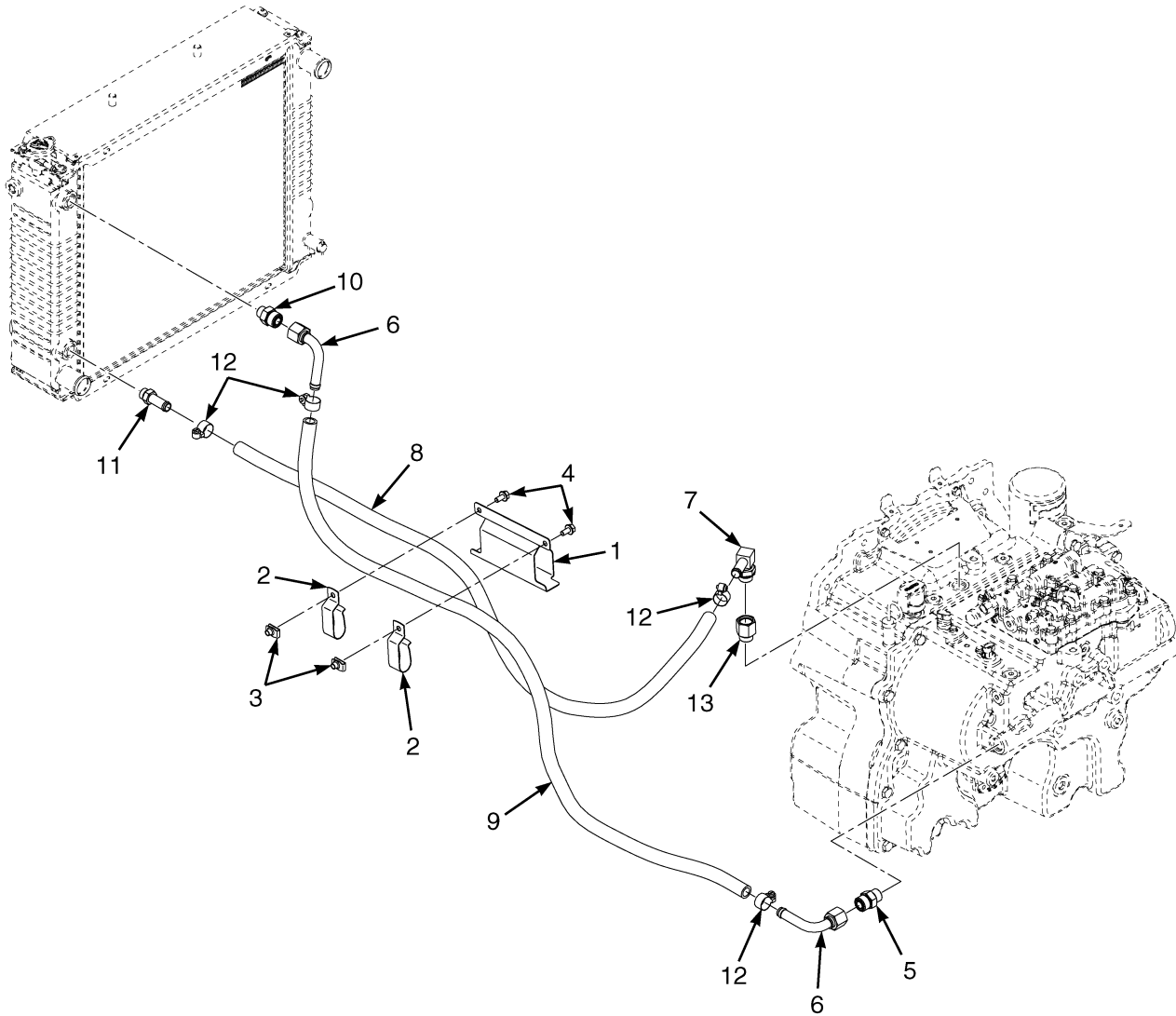


BP240249

TRANSMISSION COOLING
KUBOTA 2.5L LPG – SQUARE WAVE WITHOUT OIL COOLER DUAL SPEED TRANSMISSION

ITEM	PART NO.	DESCRIPTION	QTY
1	4079256	Heat Shield	1
2	1562648	Clip	2
3	1480237	Nut	2
4	4109993		
	1527879	Capscrew	2
5	1486749	Fitting	1
6	2109875	Tube Assy	1
7	222512	Fitting	1
8	2109665	Hose Assy	1
9	2109869	Hose	1
10	1565127	Fitting	1
11	1673198	Fitting	1
12	130845	Clamp	4
13	1691525	Adapter	1

TRANSMISSION COOLING (FIGURE 7-6) KUBOTA 2.5L LPG — SQUARE WAVE WITHOUT OIL COOLER WITH SINGLE SPEED TRANSMISSION

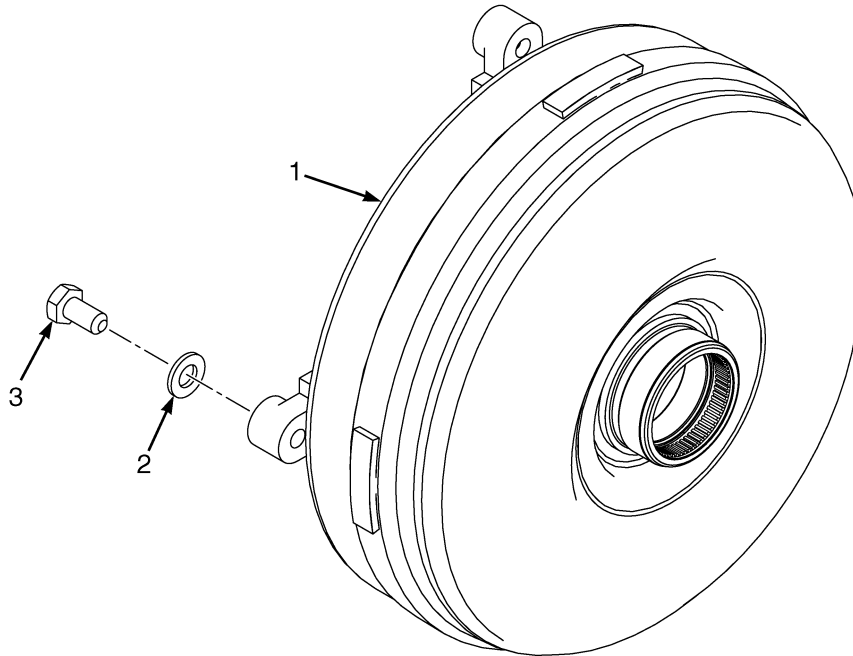


BP240249

TRANSMISSION COOLING
KUBOTA 2.5L LPG – SQUARE WAVE WITHOUT OIL COOLER WITH SINGLE SPEED TRANSMISSION

ITEM	PART NO.	DESCRIPTION	QTY
1	4079256	Heat Shield	1
2	1562648	Clip	2
3	1480237	Nut	2
4	4109993		
	1527879	Capscrew	2
5	1486749	Fitting	1
6	2109875	Tube Assy	1
7	222512	Fitting	1
8	2110024	Hose	1
9	2109869	Hose	1
10	1565127	Fitting	1
11	1673198	Fitting	1
12	130845	Clamp	4
13	1691525	Adapter (Alternate)	1

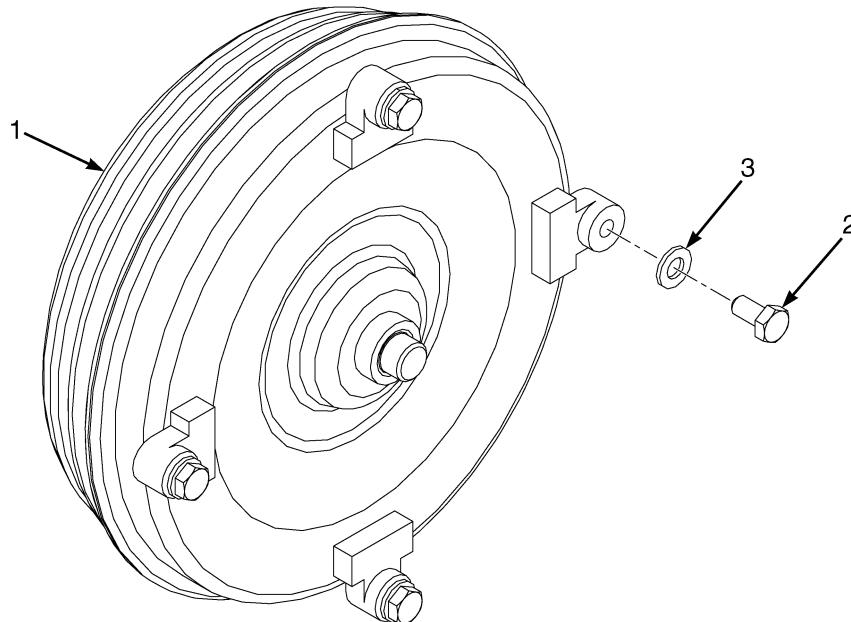
TORQUE CONVERTER (FIGURE 7-7) MAZDA



HP240482

ITEM	PART NO.	DESCRIPTION	QTY
1	1553122	Torque Converter	1
2	296420	Washer	4
3	1541921	Capscrew	4
	360387	Loctite	AR
	251979	Lubricant	AR

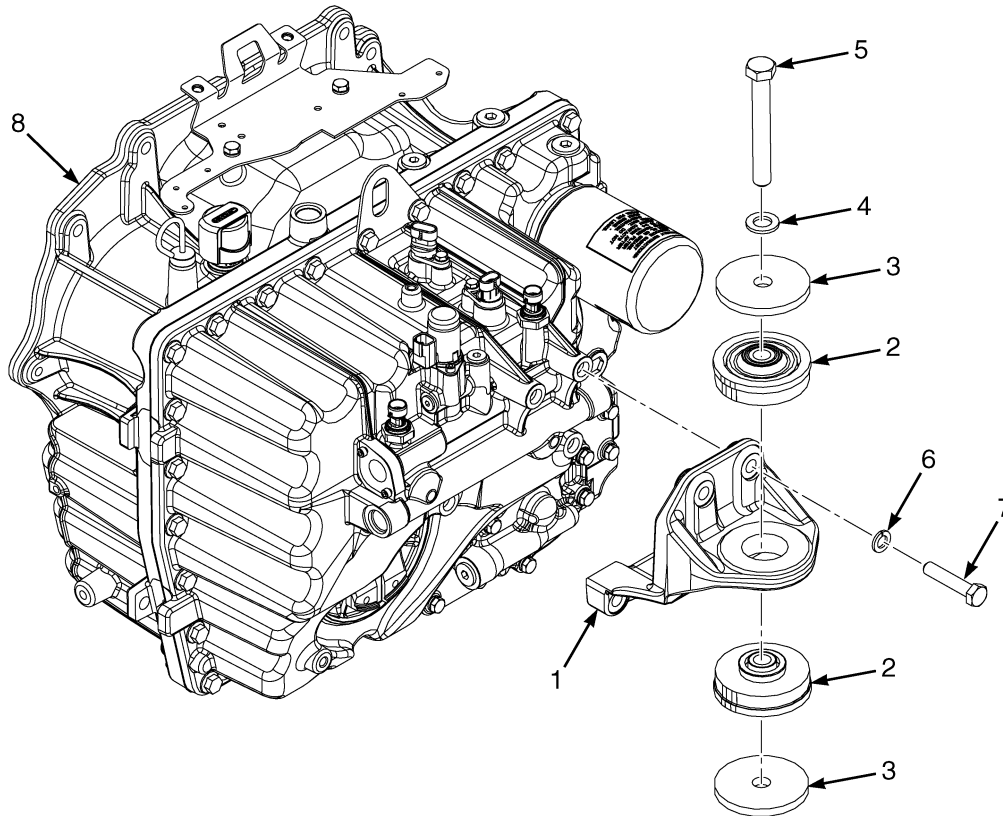
**TORQUE CONVERTER (FIGURE 7-8)
YANMAR AND KUBOTA ENGINES**



BP080656

ITEM	PART NO.	DESCRIPTION	QTY
1	1553123	Torque Converter	1
2	1541921	Capscrew	4
3	296420	Washer	4

TRANSMISSION MOUNT (FIGURE 7-9) SINGLE SPEED — ALUMINUM CHAIN DRIVE



BP240237

ITEM	PART NO.	DESCRIPTION	QTY
1	1697665	Bracket	1
2	2070147	Isolator	2
3	4085524	Washer	2
4	320165	Washer	1
5	293697	Capscrew	1
6	292683	Lockwasher	4
7	292531	Capscrew	4
8	4043334	Transmission Assy	1
	264134	Loctite	AR

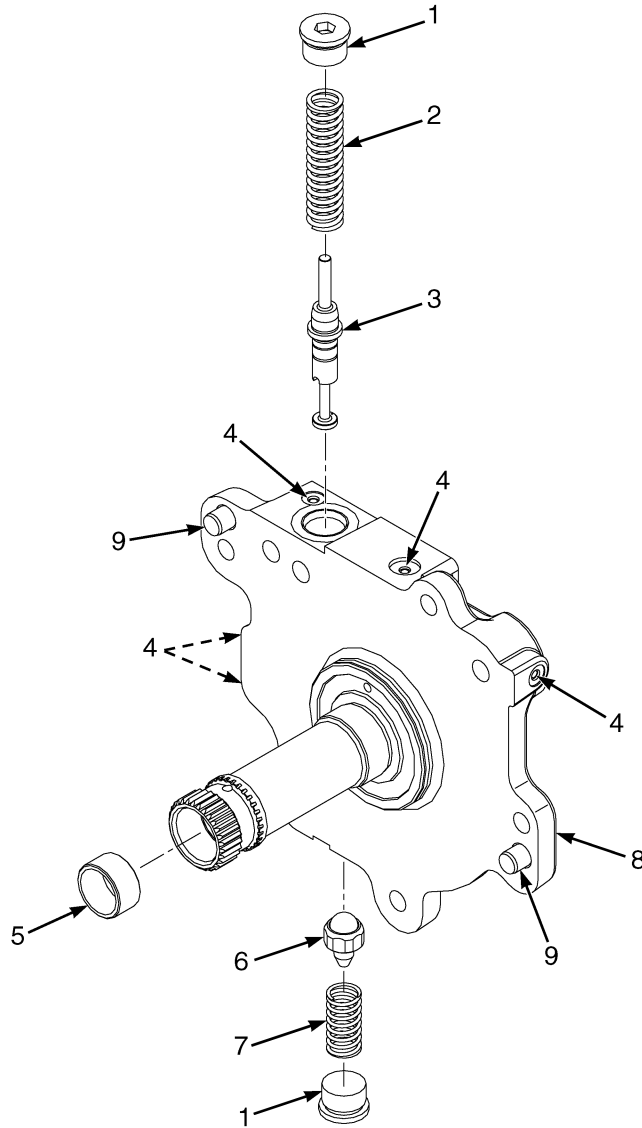
**TRANSMISSION HOUSING AND ASSEMBLY
SINGLE SPEED – ALUMINUM CHAIN DRIVE**

ITEM	PART NO.	DESCRIPTION	QTY
	4043334	Transmission Assy	1
1	4025209	Transmission Housing	1
2	1702335	Gasket	1
3	1688435	Cover	1
4	173056	Roll Pin	2
5	1636645	Spacer	1
6	1516849	Nut	1
7	4020588	Transmission Filter	1
8	1676324	Clutch Pack (Reverse) (☞Figure 7-20).....	1
9	1676323	Clutch Pack (Forward) (☞Figure 7-21).....	1
10	118361	O-Ring	1
11	44306	Ball Bearing	2
12	233693	Fitting	3
13	303150	Dowel	1
14	1527884	Capscrew	26
15	222444	Fitting	1
16	1702336	Gasket	1
17	4614678	Charge Pump	1
18	292681	Lockwasher	7
19	293615	Capscrew	4
20	1547447	Oil Seal	1
21	1655880	Yoke	1
22	86229	Seal	1
23	1654651	Flange Head Capscrew	1
24	1660500	Solenoid Valve (Proportional Value)	2
25	2070263	Pressure Transducer	2
26	1579809		
	222443	Fitting	1
27	222442	Fitting	1
28	1520660	Solenoid (Transmission Enable Valve) (Valve)	1
29	1541231	Sensor (Input Speed, TISS)	1
30	1541232	Sensor (Output Speed, TOSS)	1
31	293741	Capscrew	6
32	4025106	Bracket (Lifting Eye)	1
33	293622	Capscrew	3
34	292500	Capscrew	2
35	292680	Washer	2

TORQUE CONVERTER HOUSING AND ATTACHING PARTS
SINGLE SPEED – ALUMINUM CHAIN DRIVE

ITEM	PART NO.	DESCRIPTION	QTY
	4043334	Transmission Assy	1
1	4016150	Converter Housing	1
2	1624401	Dipstick	1
3	1632741	Breather	1
4	1589792		
	235691	Fitting	1
5	1703644	Plug	1
6	233693	Fitting	3
7	1515654	Temperature Sensor	1
8	292500	Capscrew	2
9	292680	Washer	2
10	1702520	Cover (Suction Screen)	1
11	334560	Magnet	1
12	334450	Screen	1
13	1688598	Spring	1
14	43207	Ball Bearing	1
15	4016152	Sprocket (Driven)	1
16	4020467	Drive Chain	1
17	4020466	Drive Chain	1
18	4010318	Sprocket (Driven)	1
19	44307	Ball Bearing	1
20	39375	O-Ring	1
21	1558515	Fitting	1
22	58916	Snap Ring	1
23	44308	Ball Bearing	1
24	1684389	Transmission Gear (Output)	1
25	43208	Ball Bearing	2
26	1675647	Housing (Stator Support Assembly) (☞ Figure 7-12).....	1
27	287860	Capscrew	4
28	292682	Lockwasher	4
29	104681	O-Ring	2
30	1544218	Sealing Ring	1
31	4016151	Sprocket (Driving)	1
32	1544216	Bearing	1
33	1544217	Oil Seal (Torque Converter)	1
34	303150	Dowel	1
35	145481	O-Ring	1
36	292679	Washer	2
37	293741	Capscrew	2
38	4020311	Plate	1
39	136681	Capscrew	2
40	292681	Lockwasher	2
41	4026774	Cover (Converter Housing)	1

STATOR SUPPORT HOUSING (FIGURE 7-12) SINGLE SPEED, ALUMINUM CHAIN DRIVE

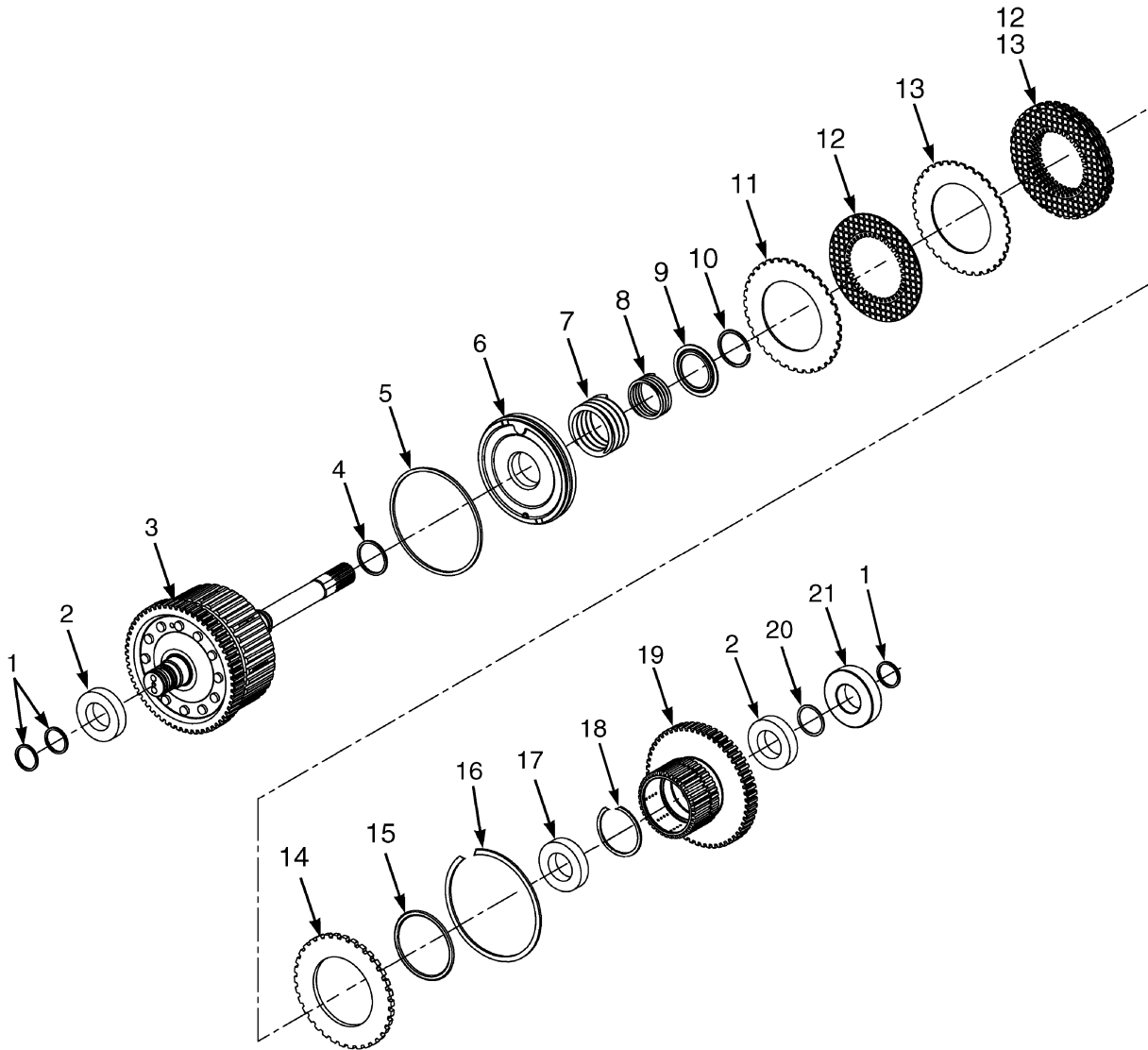


BP240196

**STATOR SUPPORT HOUSING
SINGLE SPEED, ALUMINUM CHAIN DRIVE**

ITEM	PART NO.	DESCRIPTION	QTY
	1675647	Housing Stator Support	1
1	233693	Fitting	2
1	16485	O-Ring	1
2	1676327	Spring	1
3	1676326	Spool	1
4	Plug	5
5	1516826	Bushing	1
6	63081	Ball	1
7	1676328	Spring	1
8	Body	1

INPUT/FORWARD CLUTCH (FIGURE 7-13) SINGLE SPEED TRANSMISSION

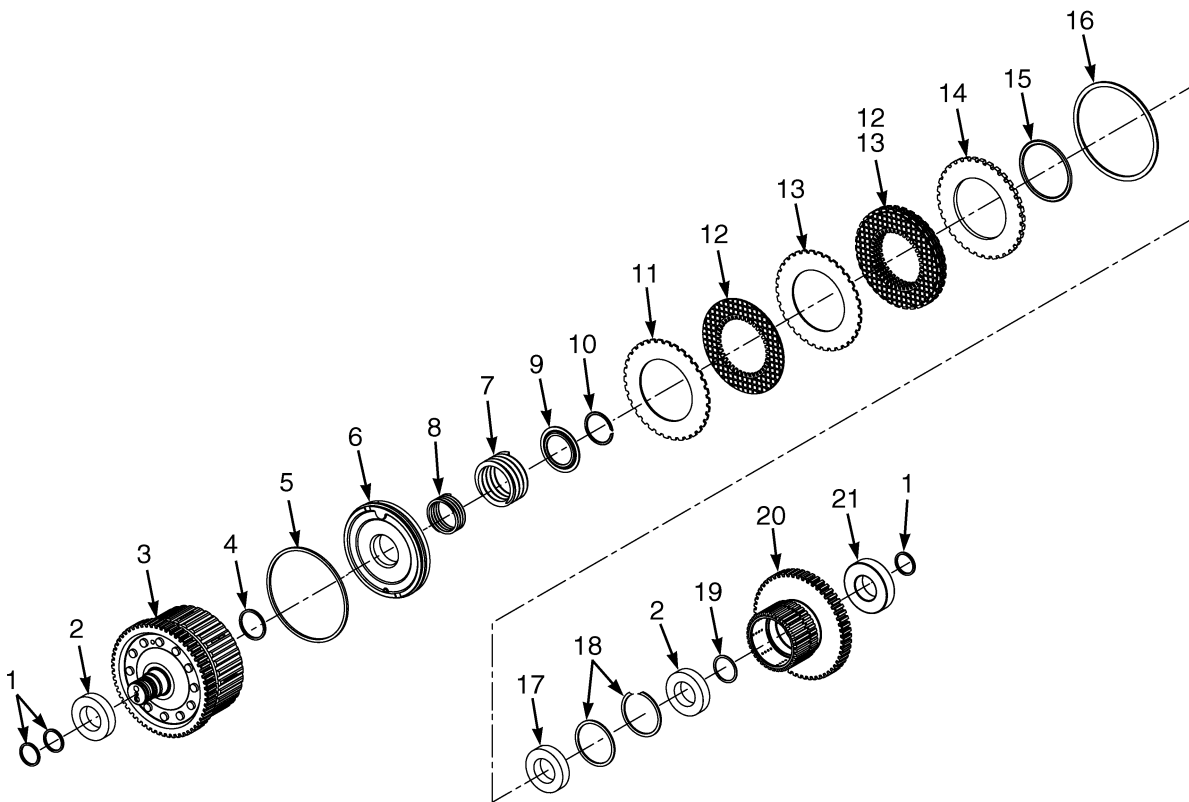


BP240240

**INPUT/FORWARD CLUTCH
SINGLE SPEED TRANSMISSION**

ITEM	PART NO.	DESCRIPTION	QTY
	1676323	Clutch Pack	1
1	Ring Seal	3
2	4025477	Ball Bearing	2
3	4053208	Shaft	1
4	Ring Seal	1
5	Ring Seal	1
6	2085129	Piston	1
7	1581108	Spring	1
8	1581098	Spring	1
9	1581099	Spring Guide	1
10	1581100	Snap Ring	1
11	Conical Plate	1
12	Friction Plate	5
13	Separator Plate	4
14	1537449	Pressure Plate (6.0 mm)	1
15	O-Ring	1
16	1537450	Snap Ring	1
17	124603	Ball Bearing	1
18	1581107	Snap Ring	1
19	4007889	Clutch Gear	1
20	1537459	Snap Ring	1
21	43207	Ball Bearing	1
	1543102	Kit-Clutch Pack Plates	1
	1595425	Kit-Clutch Pack Seals	1

COUNTER/REVERSE CLUTCH (FIGURE 7-14) SINGLE SPEED TRANSMISSION

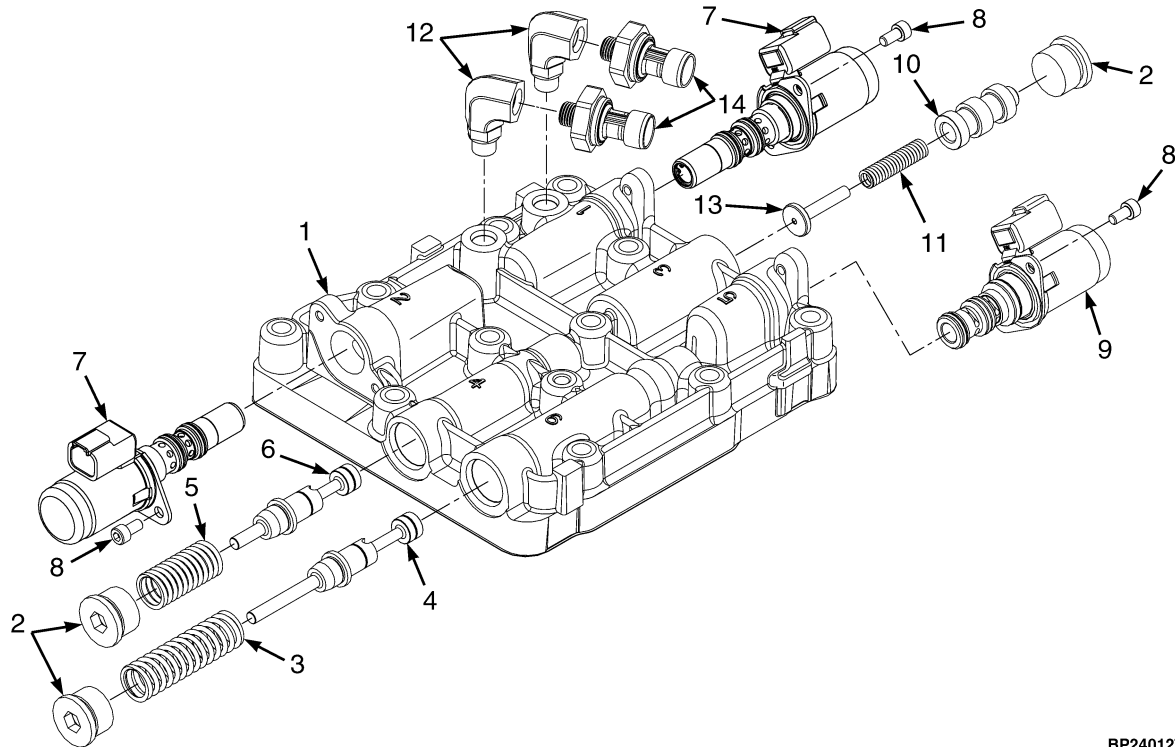


BP240099

**COUNTER/REVERSE CLUTCH
SINGLE SPEED TRANSMISSION**

ITEM	PART NO.	DESCRIPTION	QTY
	1676324	Clutch Pack	1
1	Seal	2
2	4025477	Ball Bearing	2
3	4007888	Shaft	1
4	Seal	1
5	Seal	1
6	2085129	Piston	1
7	1581108	Spring	1
8	1581098	Spring	1
9	1581099	Spring Guide	1
10	1581100	Snap Ring	1
11	Conical Plate	1
12	Friction Plate	5
13	Separator Plate	4
14	1543094	Pressure Plate (5.8 mm)	1
15	O-Ring	1
16	1537450	Snap Ring	1
17	124603	Ball Bearing	1
18	1581107	Snap Ring	1
19	1537459	Snap Ring	1
20	4007889	Clutch Gear	1
21	43207	Ball Bearing	1
	1543102	Kit-Clutch Pack Plates	1
	1595425	Kit-Clutch Pack Seals	1

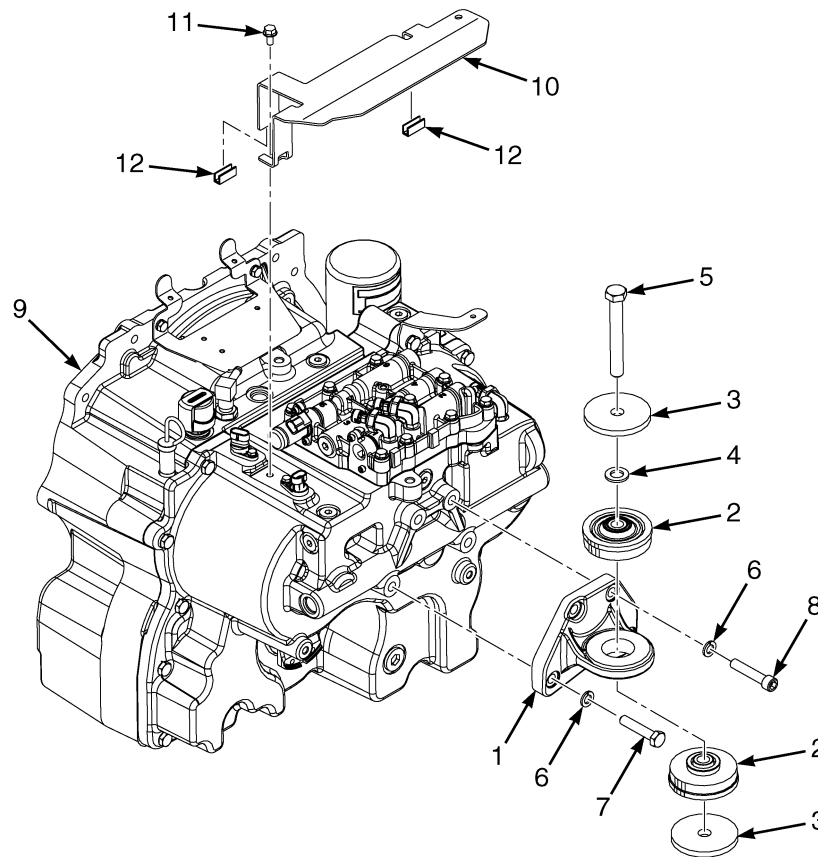
CONTROL VALVE ASSEMBLY (FIGURE 7-15) LOW PRESSURE



BP240127

ITEM	PART NO.	DESCRIPTION	QTY
	1665205	Valve (Low Pressure)	1
1	Body	1
2	233693	Fitting	3
2	16485	O-Ring	1
3	1550561	Spring	1
4	1610746	Spool	1
5	1514138	Spring	1
6	1544759	Spool	1
7	1660500	Solenoid Valve	2
7	1650819	Kit-Seal	1
8	293741	Capscrew	6
9	1520660	Solenoid (Transmission Enable Valve)	1
10	1590865	Spool (Cut-Off)	1
11	1590866	Return Spring	1
12	1545546	Fitting	2
13	1590839	Spool (Stop)	1
14	2070263	Pressure Transducer	2

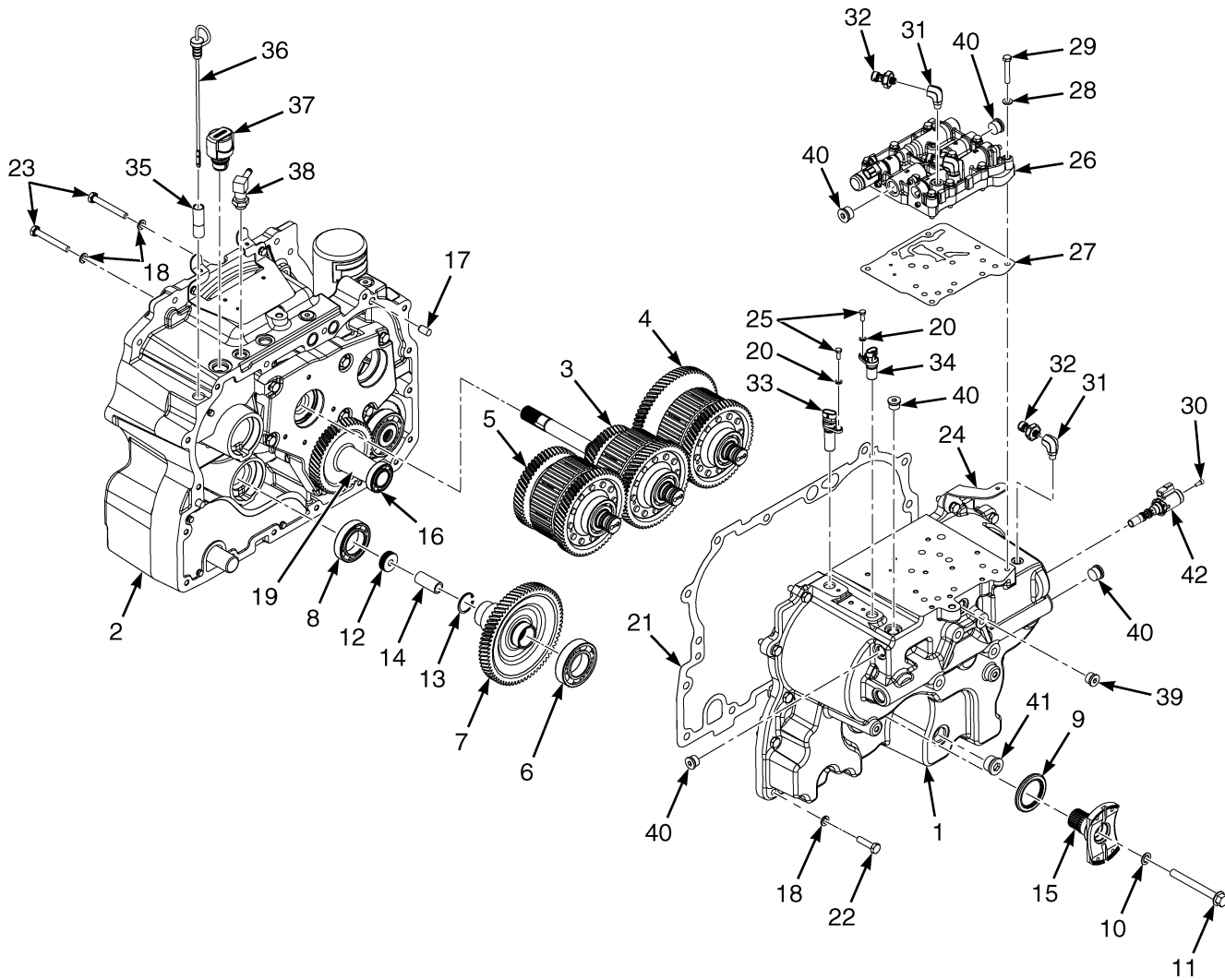
**TRANSMISSION MOUNT (FIGURE 7-16)
DUAL SPEED**



BP240236

ITEM	PART NO.	DESCRIPTION	QTY
1	1501274	Bracket	1
2	2070147	Isolator	2
3	4085524	Washer	2
4	292685	Lockwasher	1
5	293697	Capscrew	1
6	292683	Lockwasher	4
7	292531	Capscrew	4
8	296047	Capscrew	1
9	4077730	Transmission Assy (With 12cc/REV Charge Pump) (☞Figure 7-17, ☞Figure 7-18).....	1
10	1569768	Shield	1
11	4109993	Capscrew	1
12	1380849	Edge Protector	2
	264134	Loctite	AR

TRANSMISSION (FIGURE 7-17) CAST IRON WITH DUAL SPEED, WET BRAKE — SHEET 1 OF 2

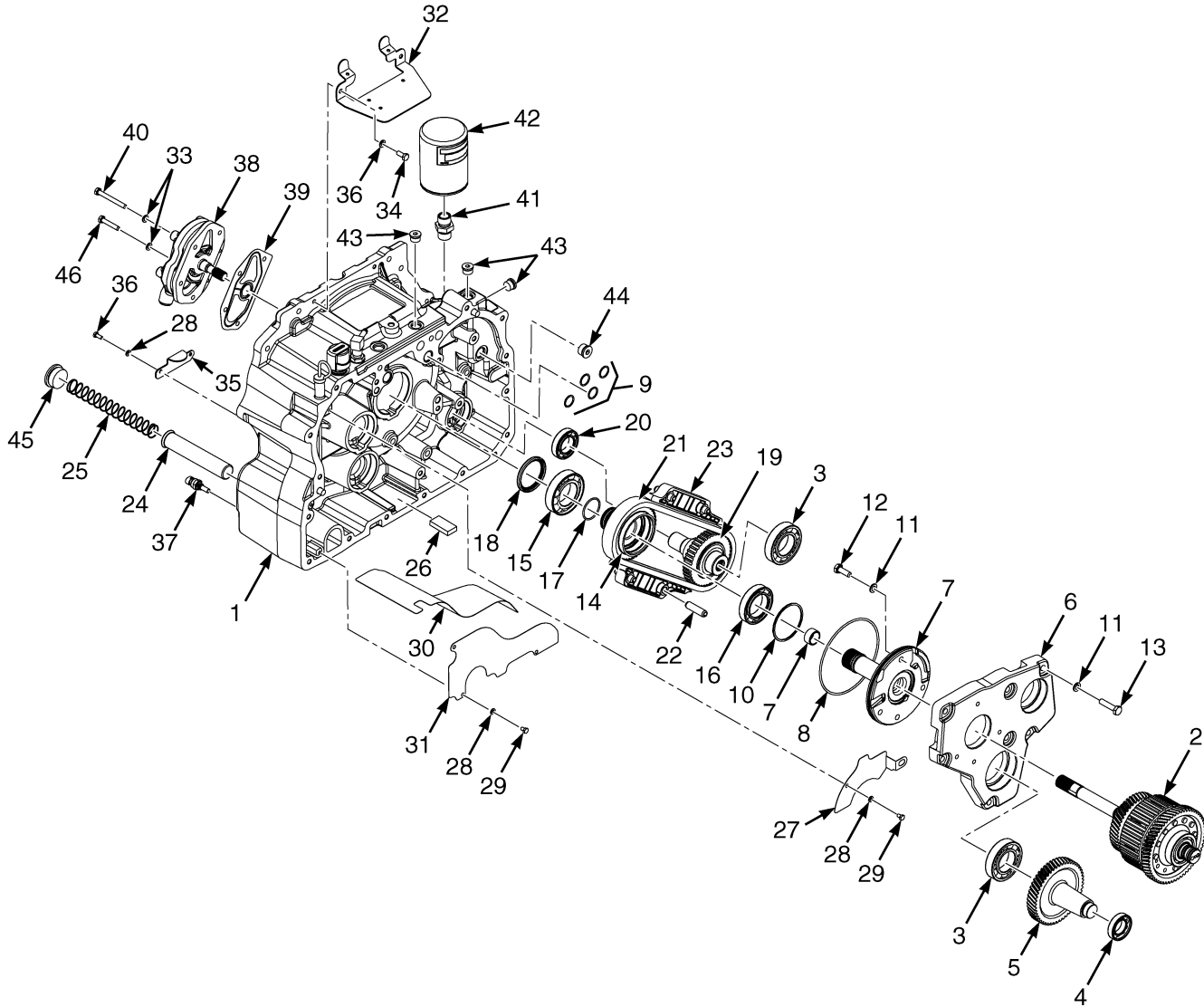


BP240234

TRANSMISSION
CAST IRON WITH DUAL SPEED, WET BRAKE – SHEET 1 OF 2

ITEM	PART NO.	DESCRIPTION	QTY
	4077730	Transmission Assy (Two Speed-Low Pressure)	1
1	1636630	Transmission Housing	1
2	4043361	Housing (Torque Converter)	1
3	1646881	Clutch Pack (Input/Forward-Low)	1
4	1646882	Clutch Pack (Forward-High)	1
5	1646883	Clutch Pack (Counter/Reverse)	1
6	43209	Ball Bearing	1
7	1638793	Gear (Output)	1
8	44309	Ball Bearing	1
9	1547447	Oil Seal	1
10	86229	Seal	1
11	1654651	Flange Head Capscrew	1
12	1525686	Nut	1
13	213099	Snap Ring	1
14	1636645	Spacer	1
15	1653754	Yoke	1
16	44306	Ball Bearing	1
17	303150	Dowel	4
18	292682	Lockwasher	28
19	4010507	Sprocket	1
20	292680	Washer	8
21	1636640	Gasket	1
22	292515	Capscrew	15
23	292522	Capscrew	2
24	1652575	Bracket	1
25	292500	Capscrew	4
26	1665205	Valve (Low Pressure)	1
27	1570360	Gasket	1
28	320157	Washer	11
29	292509	Capscrew	11
30	293741	Capscrew	2
31	1545546	Fitting	1
32	2070263	Pressure Transducer	1
33	1541232	Sensor (Output Speed, TOSS)	1
34	1541231	Sensor (Input Speed, TISS)	1
35	1624406	Dipstick Tube	1
36	1624401	Dipstick	1
37	1632741	Breather	1
37	16486	O-Ring	1
38	1640573	Fitting	1
39	1589792		
	235691	Fitting	7
40	233693	Fitting	2
40	16485	O-Ring	1
41	222444	Fitting	1
41	16486	O-Ring	1
42	1660500	Solenoid Valve (Proportional)	1
42	1650819	Kit-Seal	1

TRANSMISSION (FIGURE 7-18) CAST IRON WITH DUAL SPEED, WET BRAKE — SHEET 2 OF 2

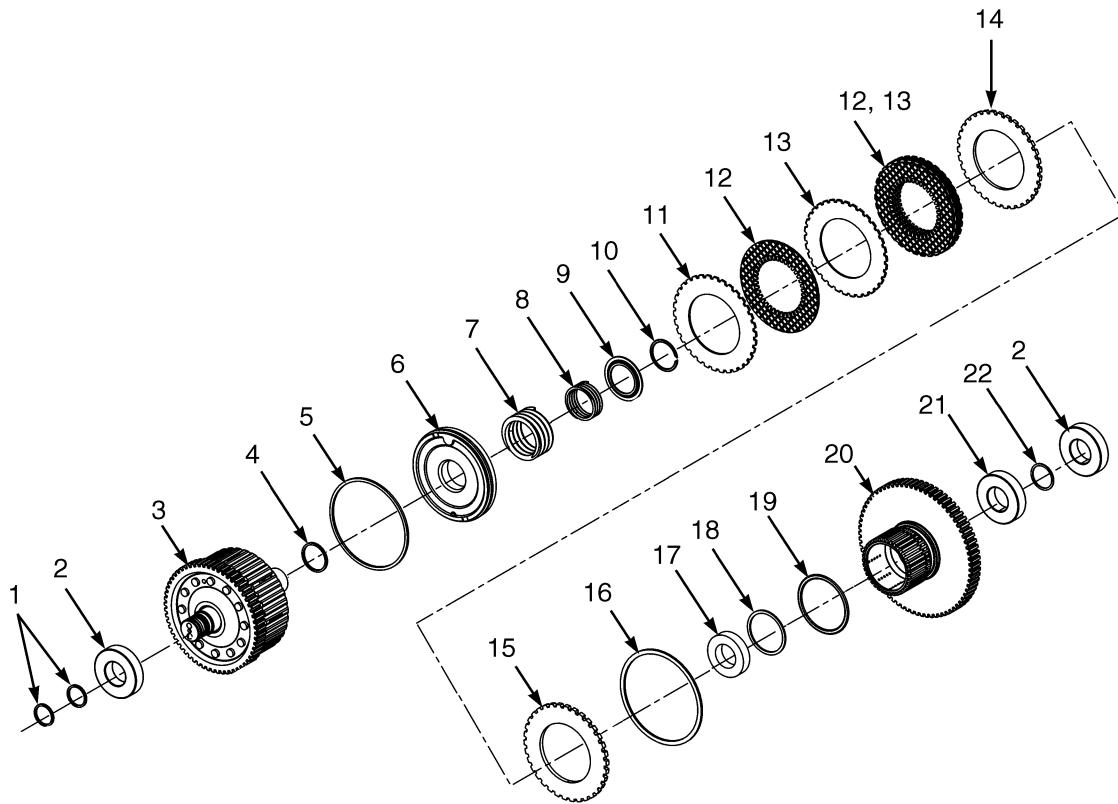


BP240235

TRANSMISSION
CAST IRON WITH DUAL SPEED, WET BRAKE – SHEET 2 OF 2

ITEM	PART NO.	DESCRIPTION	QTY
	4077730	Transmission Assy (Two Speed Low Pressure)	1
1	4043361	Housing (Torque Converter)	1
2	1646881	Clutch Pack (Input/Forward-Low)	1
3	44309	Ball Bearing	2
4	44306	Ball Bearing	1
5	1585750	Gear (Idler)	1
6	1636626	Carrier	1
7	1525677	Stator	1
8	16682	O-Ring	1
9	1553403	O-Ring	4
10	1544218	Sealing Ring	1
11	292682	Lockwasher	28
12	136985	Capscrew	4
13	292516	Capscrew	7
14	1541556	Sprocket (Driving)	1
15	1544216	Bearing	1
16	44310	Ball Bearing	1
17	145481	O-Ring	1
18	1544217	Oil Seal (Torque Converter)	1
19	4010507	Sprocket	1
20	44307	Ball Bearing	1
21	1494750	Chain (Drive Pump)	1
22	303100	Roll Pin	4
23	1615804	Snubber	2
24	1627465	Screen	1
25	1550572	Spring	1
26	334560	Magnet	1
27	1624408	Shield (Upper)	1
28	292680	Washer	8
29	148962	Capscrew	4
30	1622887	Baffle	1
31	1627453	Shield (Lower)	1
32	4113407	Cover Plate	1
33	292681	Lockwasher	6
34	136681	Capscrew	2
35	1550567	Cover Plate	1
36	292500	Capscrew	4
37	1515654	Temperature Sensor	1
38	4626524	Charge Pump (12cc/REV)	1
39	1653815	Gasket	1
40	293624	Capscrew	4
41	1558515	Fitting	1
42	4020588	Transmission Filter	1
43	1589792		
	235691	Fitting	1
44	233693	Fitting	2
44	16485	O-Ring	1
45	188210	Fitting	1
45	16983	O-Ring	1
46	292618	Capscrew	2

FORWARD CLUTCH, HIGH (FIGURE 7-19) DUAL SPEED TRANSMISSION

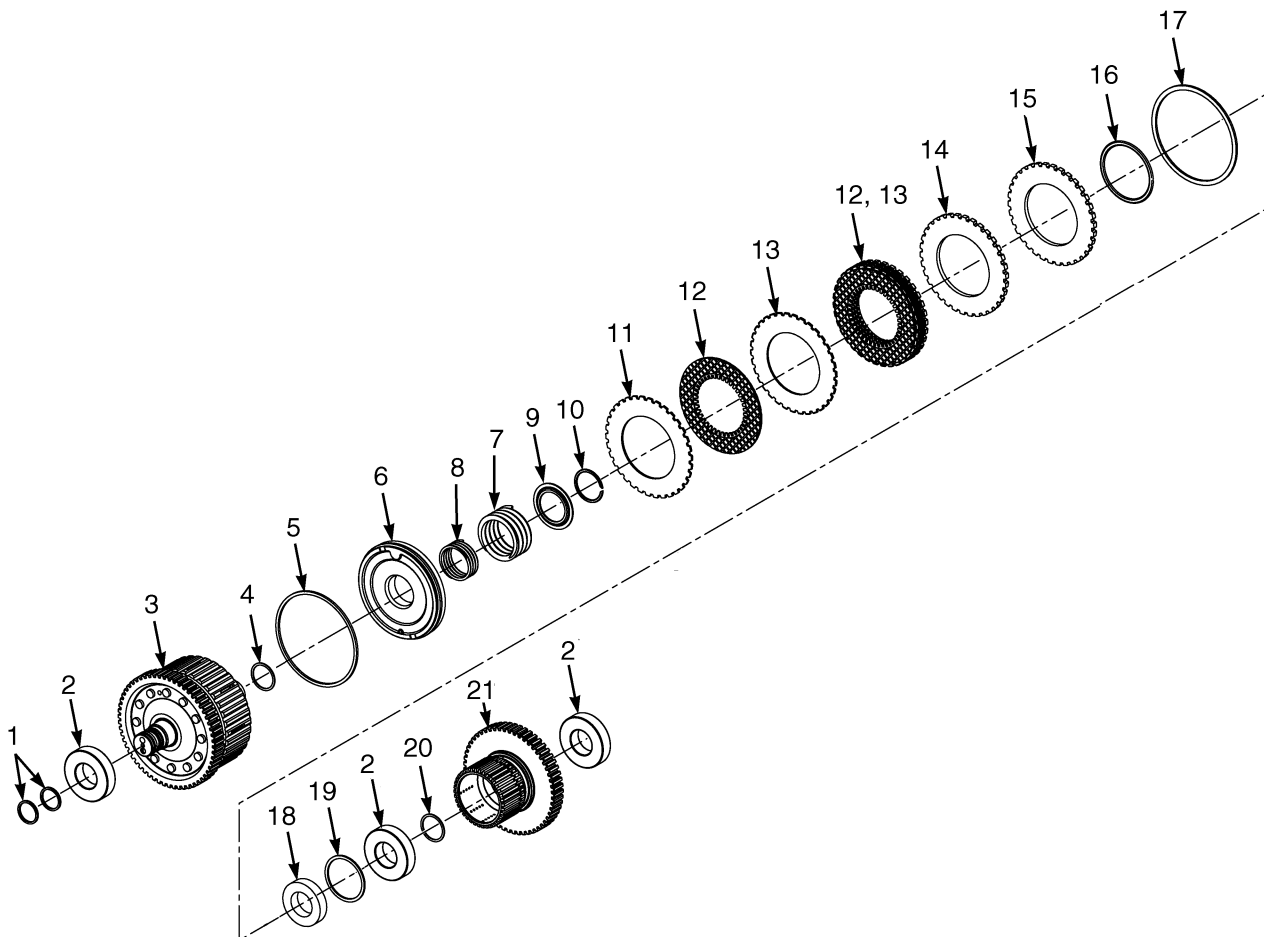


BP240104

**FORWARD CLUTCH, HIGH
DUAL SPEED TRANSMISSION**

ITEM	PART NO.	DESCRIPTION	QTY
	1646882	Clutch Pack (Forward-High)	1
1	Seal	2
2	1651753	Ball Bearing	2
3	1651752	Shaft	1
3	4025479	Shaft (Alternate Part)	1
4	Seal	1
5	Seal	1
6	2085129	Piston	1
7	1581108	Spring	1
8	1581098	Spring	1
9	1581099	Spring Guide	1
10	1581100	Snap Ring	1
11	Conical Plate	1
12	Friction Plate	5
13	Separator Plate	4
14	1537449	Pressure Plate (6.0 mm)	1
15	1581109	Backplate	1
16	1537450	Snap Ring	1
17	124603	Ball Bearing	1
18	1581107	Snap Ring	1
19	Seal	1
20	1595430	Gear	1
21	43207	Ball Bearing	1
22	1581106	Snap Ring	1
	1543102	Kit-Clutch Pack Plates	1
	1595425	Kit-Clutch Pack Seals	1

COUNTER/REVERSE CLUTCH (FIGURE 7-20) DUAL SPEED TRANSMISSION

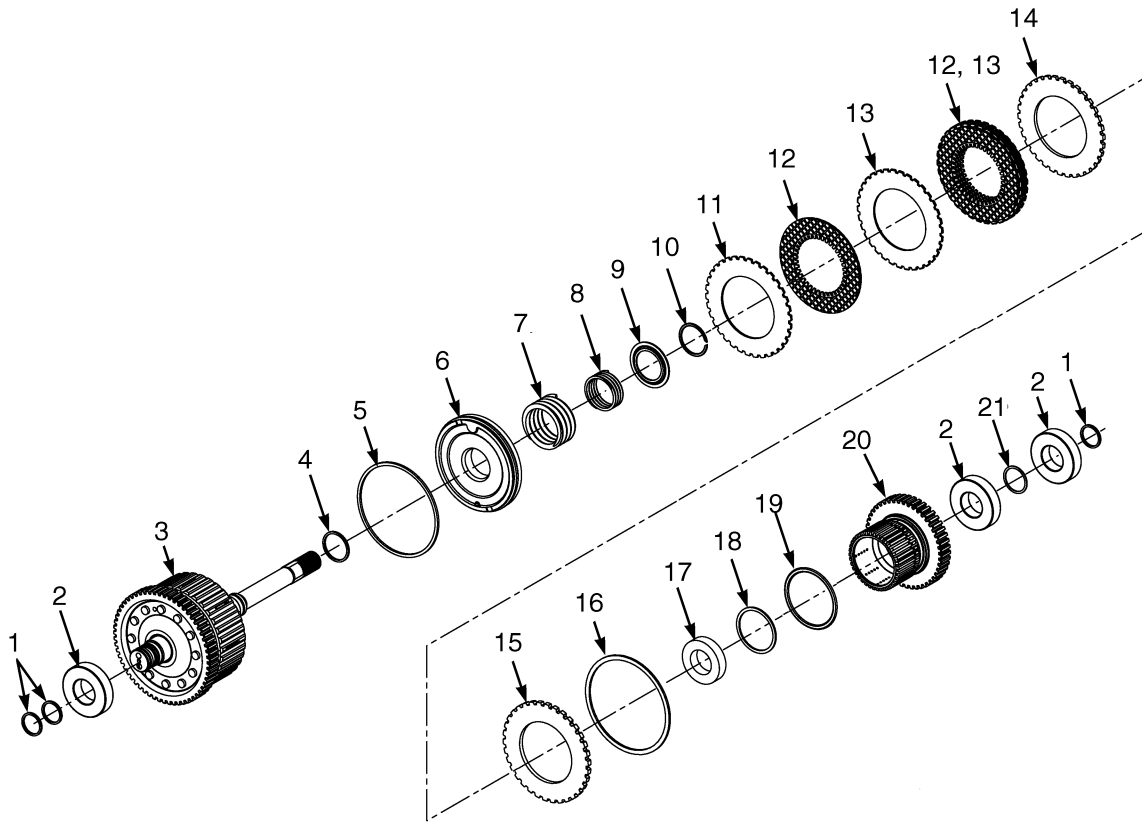


BP240102

**COUNTER/REVERSE CLUTCH
DUAL SPEED TRANSMISSION**

ITEM	PART NO.	DESCRIPTION	QTY
	1646883	Clutch Pack (Counter/Reverse)	1
1	Seal	3
2	43207	Ball Bearing	3
3	1651752	Shaft	1
3	4025479	Shaft (Alternate Part)	1
4	Seal	1
5	Seal	1
6	2085129	Piston	1
7	1581108	Spring	1
8	1581098	Spring	1
9	1581099	Spring Guide	1
10	1581100	Snap Ring	1
11	Conical Plate	1
12	Friction Plate	5
13	Separator Plate	4
14	1537449	Pressure Plate (6.0 mm)	1
15	1581109	Backplate	1
16	Seal	1
17	1537450	Snap Ring	1
18	124603	Ball Bearing	1
19	1581107	Snap Ring	1
20	1581106	Snap Ring	1
20	1537459	Snap Ring (Alternate Part)	1
21	1595429	Gear	1
	1543102	Kit-Clutch Pack Plates	1
	1595425	Kit-Clutch Pack Seals	1

INPUT/FORWARD CLUTCH, LOW (FIGURE 7-21) DUAL SPEED TRANSMISSION



BP240103

**INPUT/FORWARD CLUTCH, LOW
DUAL SPEED TRANSMISSION**

ITEM	PART NO.	DESCRIPTION	QTY
	1646881	Clutch Pack (Input/Forward-Low)	1
1	Seal	3
2	43207	Ball Bearing	3
3	1651750	Shaft	1
3	4025478	Shaft (Alternate Part)	1
4	Seal	1
5	Seal	1
6	2085129	Piston	1
7	1581108	Spring	1
8	1581098	Spring	1
9	1581099	Spring Guide	1
10	1581100	Snap Ring	1
11	Conical Plate	1
12	Friction Plate	5
13	Separator Plate	4
14	1537449	Pressure Plate (6.0 mm)	1
15	1581109	Backplate	1
16	1537450	Snap Ring	1
17	124603	Ball Bearing	1
18	1581107	Snap Ring	1
19	Seal	1
20	1595427	Gear	1
20	1595428	Gear (Alternate Part)	1
21	1581106	Snap Ring	1
21	1537459	Snap Ring (Alternate Part)	1
	1543102	Kit-Clutch Pack Plates	1
	1595425	Kit-Clutch Pack Seals	1

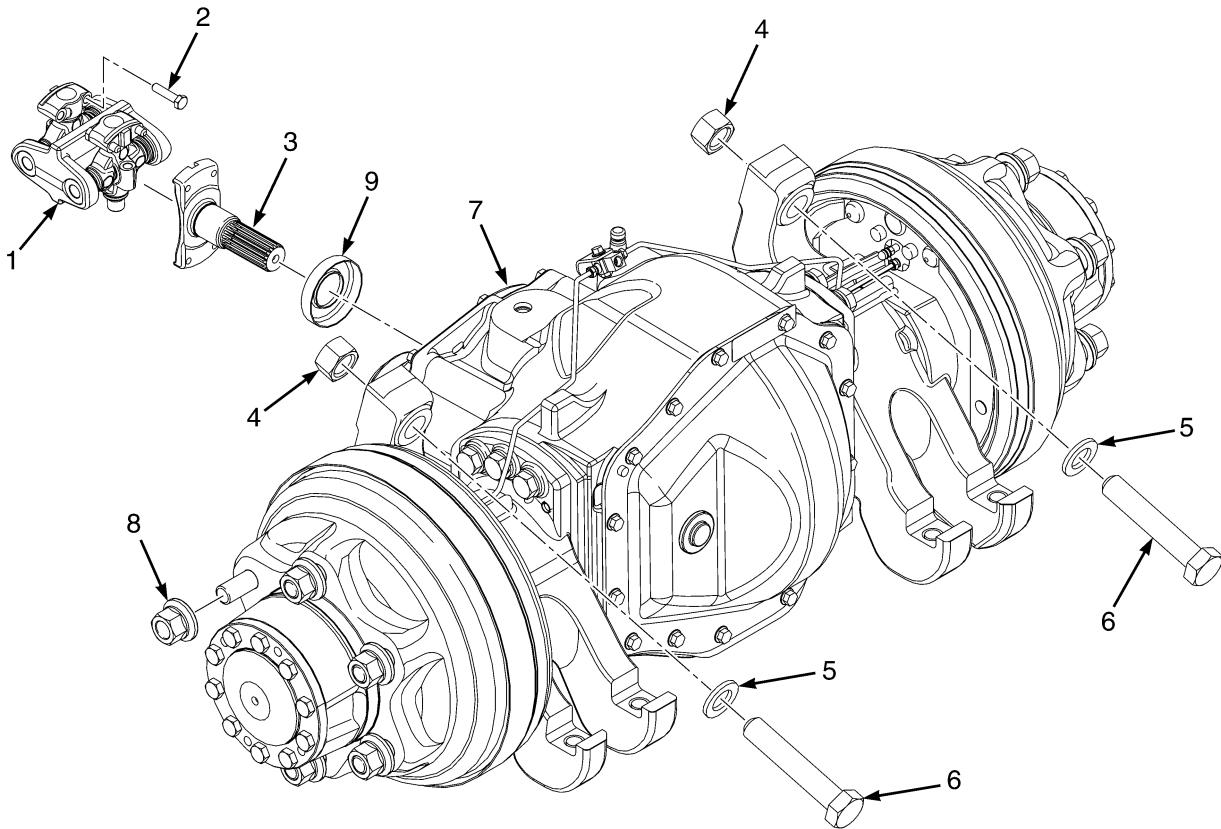
8

DRIVE AXLE

**SECTION 8
DRIVE AXLE**

DESCRIPTION	PAGE
AXLE HOUSING	
WET BRAKE (→ PENDING PER ECN 155240)	8-14
WET BRAKE (PENDING PER ECN 155240 →)	8-28
BEVEL GEAR	
WET BRAKE (→ PENDING PER ECN 155240)	8-16
WET BRAKE (PENDING PER ECN 155240 →)	8-30
DIFFERENTIAL	
DRY BRAKE	8-10
WET BRAKE (→ PENDING PER ECN 155240)	8-18
WET BRAKE (PENDING PER ECN 155240 →)	8-32
DRIVE AXLE	
DRY BRAKE - SHEET 1 OF 3	8-4
DRY BRAKE - SHEET 2 OF 3	8-6
DRY BRAKE - SHEET 3 OF 3	8-8
DRIVE AXLE AND ATTACHING PARTS	
DRY BRAKE	8-2
WET BRAKE (→ PENDING PER ECN 155240)	8-12
WET BRAKE (PENDING PER ECN 155240 →)	8-26
DRIVE TIRE AND WHEEL	
CSEASY SC20 (7.00-12)	8-45
PNEUMATIC RADIAL	8-42
SINGLE	8-38
SNAP-ON SOLID TIRE	8-44
WIDE TREAD	8-40
DUAL DRIVE WHEELS AND TIRES	
8-46	
PARKING BRAKE	
WET BRAKE (→ PENDING PER ECN 155240)	8-20
WET BRAKE (PENDING PER ECN 155240 →)	8-34
WET BRAKES	
→ PENDING PER ECN 155240	8-22
PENDING PER ECN 155240 →	8-35
WHEEL HUB	
WET BRAKE (→ PENDING PER ECN 155240)	8-24
WET BRAKE (PENDING PER ECN 155240 →)	8-36

DRIVE AXLE AND ATTACHING PARTS (FIGURE 8-1) DRY BRAKE



BP070133

**DRIVE AXLE AND ATTACHING PARTS
DRY BRAKE**

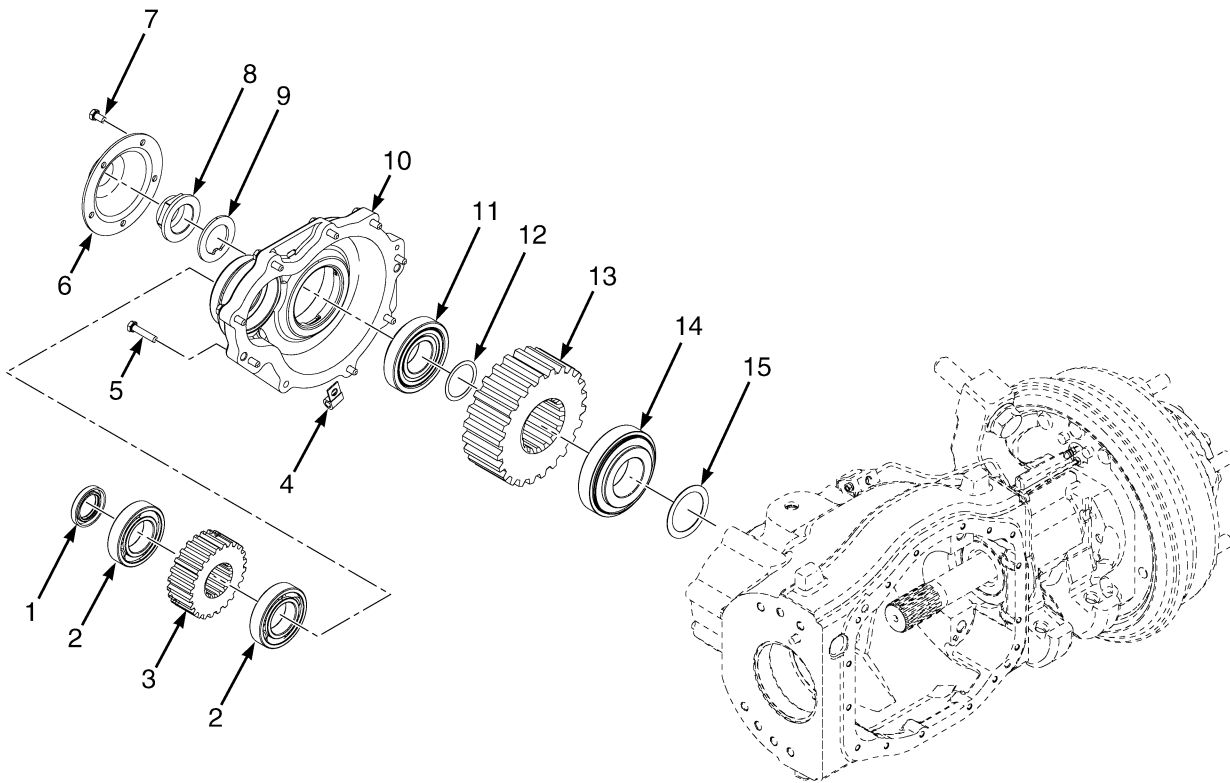
ITEM	PART NO.	DESCRIPTION	QTY
1	1547757	Drive Shaft	1
2	293616	Capscrew	8
3	1517673	Shaft	1
4	292660	Nut	4
5	296434	Washer	4
6	293733	Capscrew	4
7	4624290	Drive Axle (2.17 Gear Ratio)	1
7	4624291	Drive Axle (2.48 Gear Ratio)	1
8	1537133	Wheel Nut	12
9	1516534	Dust Cover	1
9	4000205	Dust Cover (Alternate Part)	1

**DRIVE AXLE
DRY BRAKE – SHEET 1 OF 3**

ITEM	PART NO.	DESCRIPTION	QTY
	4624290	Drive Axle (2.17 Gear Ratio)	1
	4624291	Drive Axle (2.48 Gear Ratio)	1
1	1512561	Support	1
2	296422	Washer	4
3	293651	Capscrew	4
4	135158	Bearing	1
5	320264	Snap Ring	1
6	1583732	Thrust Screw	1
7	296137	Nut	1
8	1656333	Drive Axle Housing (Center)	1
9	Bearing Cap	2
10	293692	Capscrew	4
11	296426	Washer	4
12	234038	Dowel	4
13	15242	Cotter Pin	2
14	2029436	Bolt	14
15	2067965	Gear and Pinion (Hypoid)	1
16	2067962	Differential (☞ Figure 8-5).....	1
17	1375488	Bearing Set	2
17	2027661	Roller Bearing (Optional)	2
18	1652926	Retainer	2
19	302385	Dowel	7
20	1532735	Cover (Center)	1
21	1516075	Plug	1
22	4109993		
	1527879	Capscrew	15
	a 264159	Adhesive	AR
	a 383789	Thread Sealant	AR

FOOTNOTES:**a** Not Illustrated

DRIVE AXLE (FIGURE 8-3) DRY BRAKE — SHEET 2 OF 3

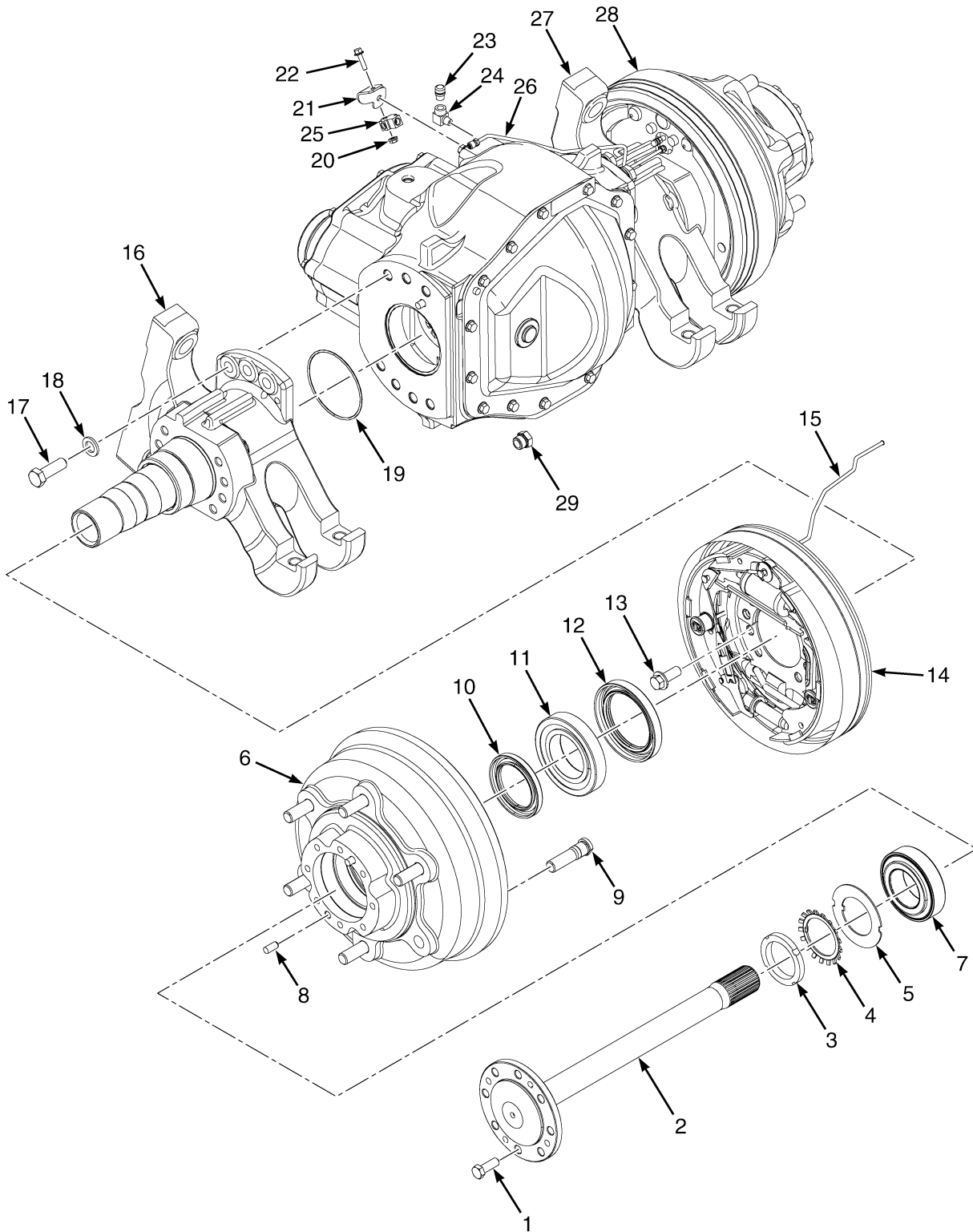


BP070135

**DRIVE AXLE
DRY BRAKE – SHEET 2 OF 3**

ITEM	PART NO.	DESCRIPTION	QTY
	4624290	Drive Axle (2.17 Gear Ratio)	1
	4624291	Drive Axle (2.48 Gear Ratio)	1
1	1522377	Oil Seal	1
2	1523479	Ball Bearing	2
3	1517578	Gear (2.17 Gear Ratio) (Drive)	1
3	1516530	Gear (2.49 Gear Ratio) (Drive)	1
4	2075120	Clamp	2
4	164488	Clamp	2
5	1510114	Capscrew	9
6	1516536	Cover (Pinion)	1
7	4109993		
	1527879	Capscrew	5
8	2026861	Nut	1
9	1530588	Washer	1
10	1516535	Housing	1
11	2022352	Tapered Roller Bearing	1
11	1578978	Tapered Roller Bearing	1
12	1516335	Shim (0.50 mm)	AR
12	1516331	Shim (0.12 mm)	AR
12	1516332	Shim (0.15 mm)	AR
12	1516333	Shim (0.18 mm)	AR
12	1516334	Shim (0.25 mm)	AR
13	1517576	Gear (2.17 Gear Ratio) (Driven)	1
13	1516526	Gear (2.48 Gear Ratio) (Driven)	1
14	2028862	Tapered Roller Bearing	1
14	1578981	Tapered Roller Bearing	1
15	1520755	Shim (1.00 mm)	AR
15	1569912	Shim (0.20 mm)	AR
15	1569913	Shim (0.25 mm)	AR
15	1520752	Shim (0.30 mm)	AR
15	1569914	Shim (0.35 mm)	AR
15	1520753	Shim (0.40 mm)	AR
15	1569915	Shim (0.45 mm)	AR
15	1520754	Shim (0.50 mm)	AR

DRIVE AXLE (FIGURE 8-4) DRY BRAKE — SHEET 3 OF 3

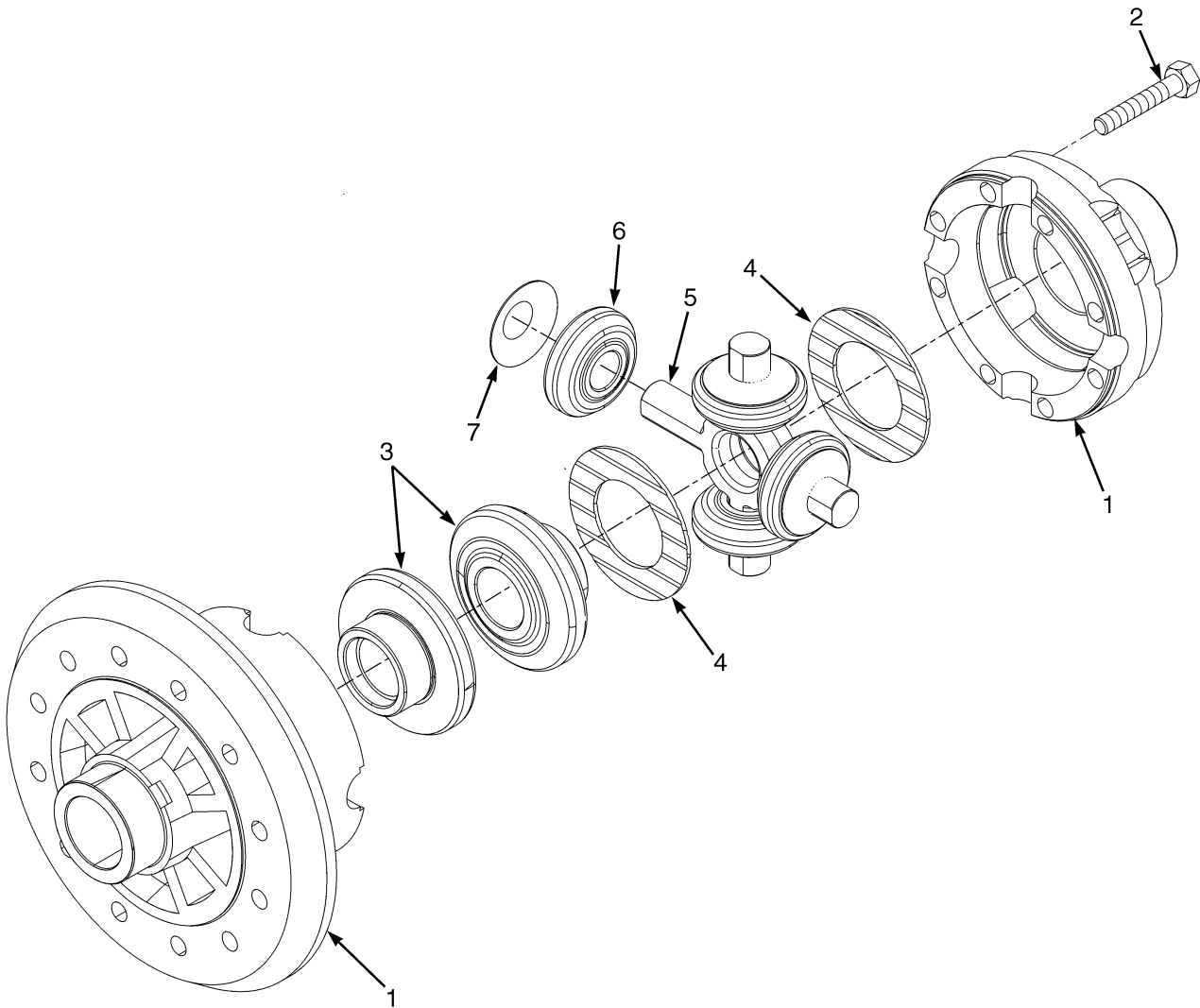


BP070136

**DRIVE AXLE
DRY BRAKE – SHEET 3 OF 3**

ITEM	PART NO.	DESCRIPTION	QTY
	4624290	Drive Axle (2.17 Gear Ratio)	1
	4624291	Drive Axle (2.48 Gear Ratio)	1
1	293646	Capscrew	20
2	1532708	Axle Shaft	2
3	2028145	Nut	2
4	2027756	Lockwasher	2
5	1515219	Washer	2
6	1634451	Hub Assembly	2
6	1614672	Hub	1
7	2027663	Bearing Set (Tapered)	1
8	302385	Dowel	2
9	1532337	Wheel Stud	6
10	2028621	Oil Seal	1
11	2027662	Bearing Set (Tapered)	1
12	2027817	Oil Seal	1
13	1327246	Bolt	16
14	1579455	Brake Assembly (RH) (☞ Figure 10-3).....	1
15	4613341	Tube Assy (RH Brake Line)	1
16	4061321	Hanger (RH)	1
17	293686	Capscrew	14
18	296426	Washer	14
19	2027828	O-Ring	2
20	1514429	Nut	1
21	1618311	Bracket	1
22	1527878	Capscrew	1
23	21420	Breather	1
24	16151	Fitting	1
25	1641351	Fitting	1
26	2063265	Tube Assy (LH, Brake line)	1
27	4061320	Hanger (LH)	1
28	1579454	Brake Assembly (LH) (☞ Figure 10-3).....	1
29	1521809	Drain Plug	1

**DIFFERENTIAL (FIGURE 8-5)
DRY BRAKE**

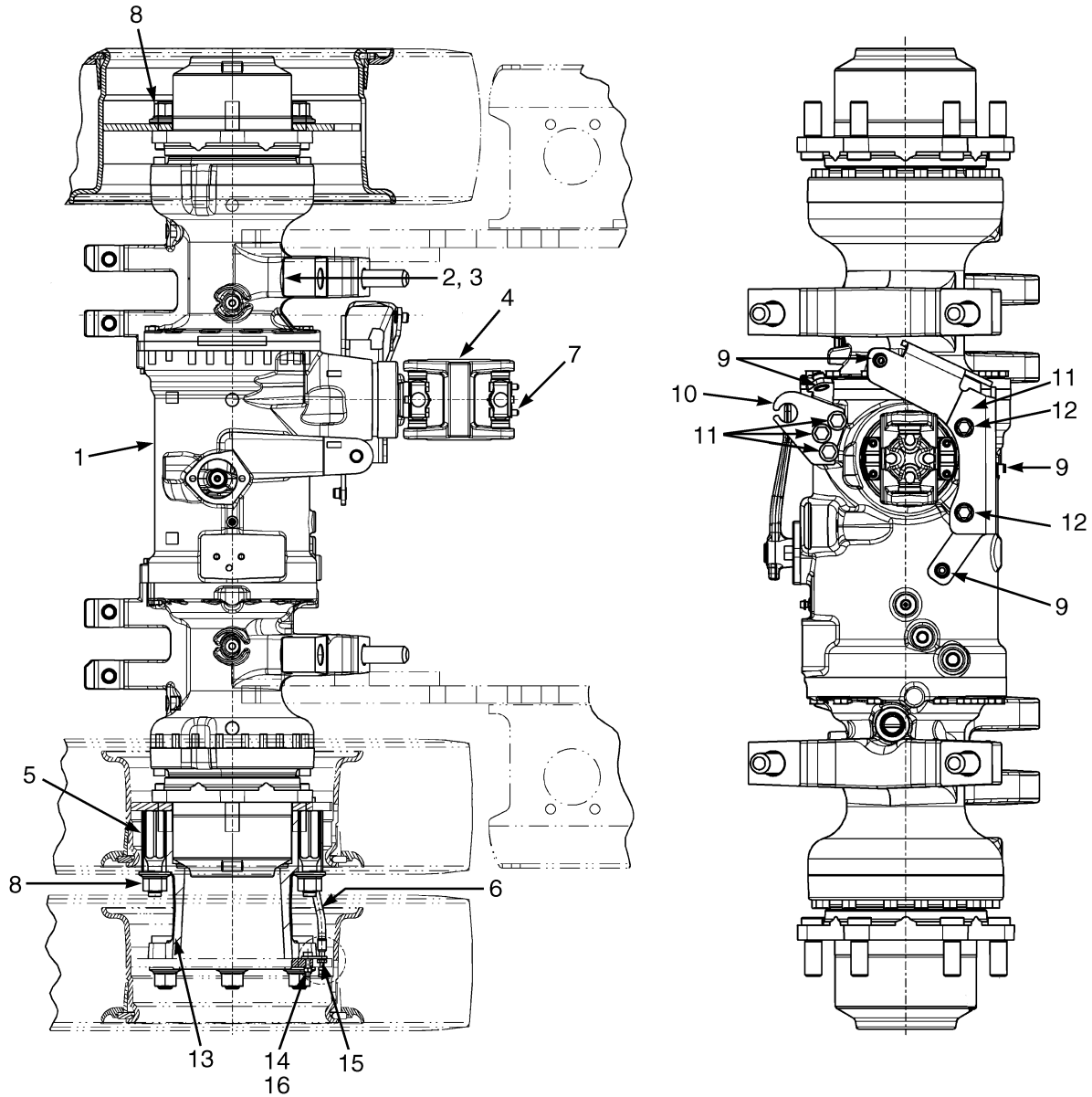


BP070055

**DIFFERENTIAL
DRY BRAKE**

ITEM	PART NO.	DESCRIPTION	QTY
	2067962	Differential	1
1	Case Set	1
2	1565327	Bolt	8
3	Gear (Side)	2
4	Washer (Side)	2
5	2029383	Spider	1
6	Gear (Pinion)	4
7	Washer (Pinion)	4
	1606532	Kit-Gear	1
	1565324	Kit-Washer	1

DRIVE AXLE AND ATTACHING PARTS (FIGURE 8-6) WET BRAKE (→ PENDING PER ECN 155240)

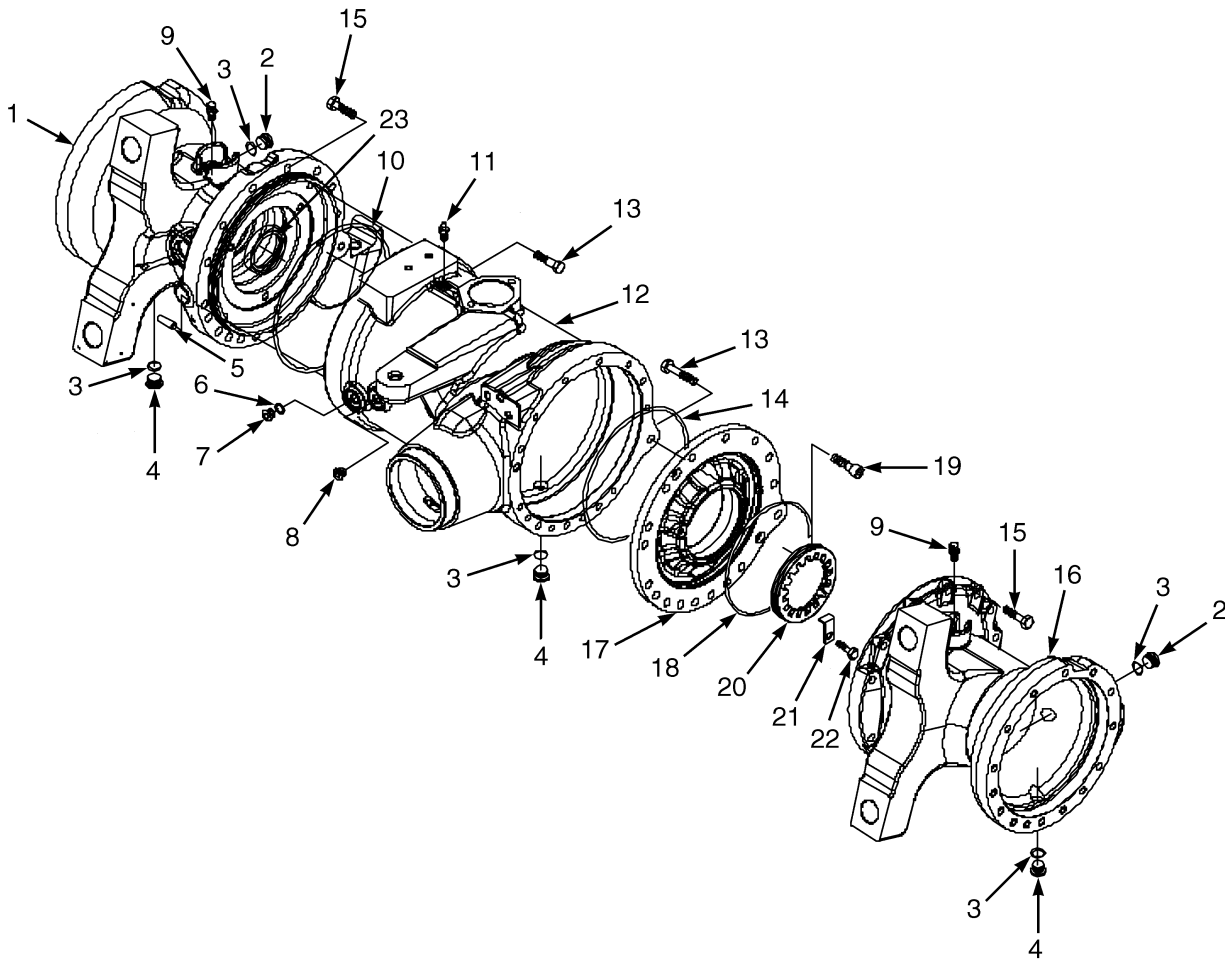


BP070074

DRIVE AXLE AND ATTACHING PARTS
WET BRAKE (→ PENDING PER ECN 155240)**KEY:****A: Single Wheel****B: Dual Wheel**

ITEM	PART NO.	DESCRIPTION	QTY	
			A	B
1	4624514	Drive Axle (14.52 Overall Ratio)	1	1
1	4624515	Drive Axle (17.82 Overall Ratio)	1	1
1	4624516	Drive Axle (12.79 Overall Ratio)	1	1
2	296434	Washer	4	4
3	226430	Capscrew	4	4
4	1600539	Drive Shaft	1	1
4	1566462	Universal Joint	2	2
4	1611535	Coupling	1	1
5	1545401	Stud	12
6	1583169	Extension	2
7	293616	Capscrew	8	8
8	1537133	Wheel Nut	6	12
9	1530243	Insert	4	4
10	1657226	Plate (Cable Mount)	1	1
11	1612234	Bracket	1	1
12	1510117	Capscrew	3	3
13	4109993			
	1527879	Capscrew	2	2
13	1637398	Clip	2	2
14	1613386	Wheel Hub	2
14	1613383	Hub	1
14	1532337	Wheel Stud	6
15	1584690	Bracket	2
16	136687	Nut	2
17	292680	Washer	2

AXLE HOUSING (FIGURE 8-7) WET BRAKE (→ PENDING PER ECN 155240)

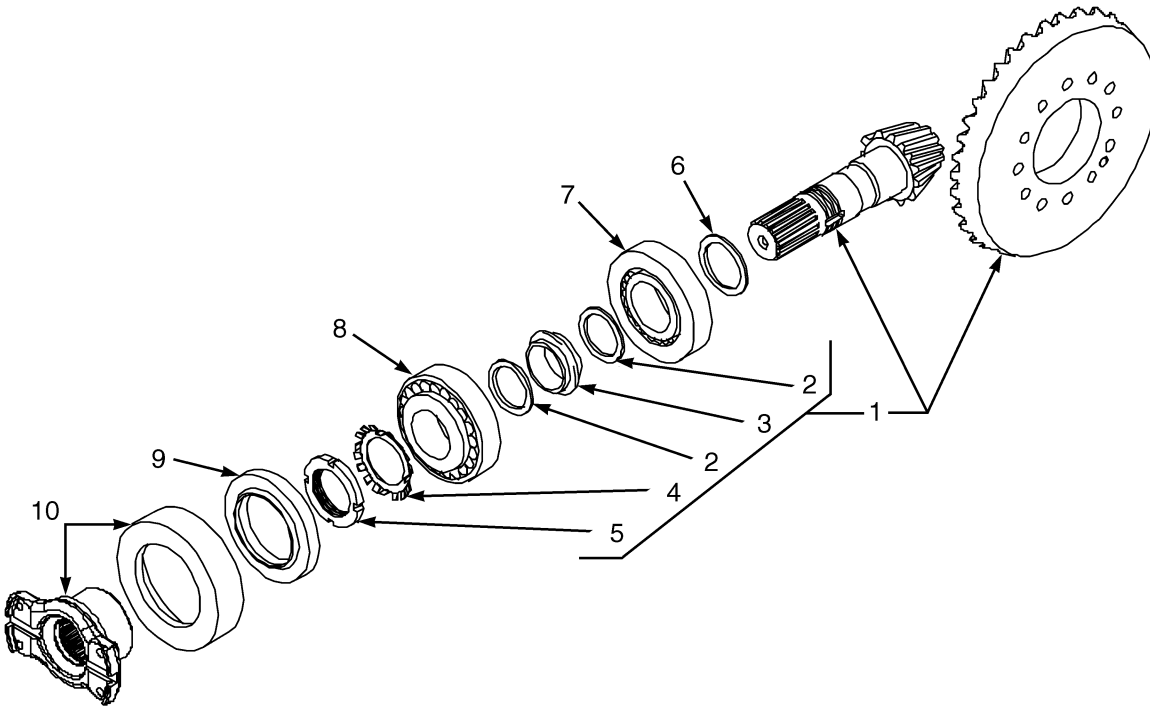


BP070063

AXLE HOUSING
WET BRAKE (→ PENDING PER ECN 155240)

ITEM	PART NO.	DESCRIPTION	QTY
	4624514	Drive Axle (14.52 Overall Ratio)	1
	4624515	Drive Axle (17.82 Overall Ratio)	1
	4624516	Drive Axle (12.79 Overall Ratio)	1
1	1589789	Drive Axle Housing (LH)	1
2	1589792		
	235691	Fitting (Fluid Check And Fill)	2
3	1589791	O-Ring	5
4	1589792		
	235691	Fitting (Fluid Drain)	3
5	1589793	Pin	2
6	1589794	Washer	1
7	1589795	Plug	1
8	1589797	Plug	1
9	1557392	Breather	2
10	1589798	O-Ring	1
11	1557383	Breather	1
12	1589799	Valve Section	1
13	1589807	Bolt	2
14	1589801	O-Ring	1
15	1589806	Bolt	30
16	1589803	Drive Axle Housing (RH)	1
17	1589804	Support Plate	1
18	1589805	O-Ring	1
19	1589808	Capscrew	2
20	1589811	Nut	1
21	1589812	Plate (Locking)	1
22	1589813	Bolt	1
23	1589814	Sealing Ring	1

BEVEL GEAR (FIGURE 8-8) WET BRAKE (→ PENDING PER ECN 155240)

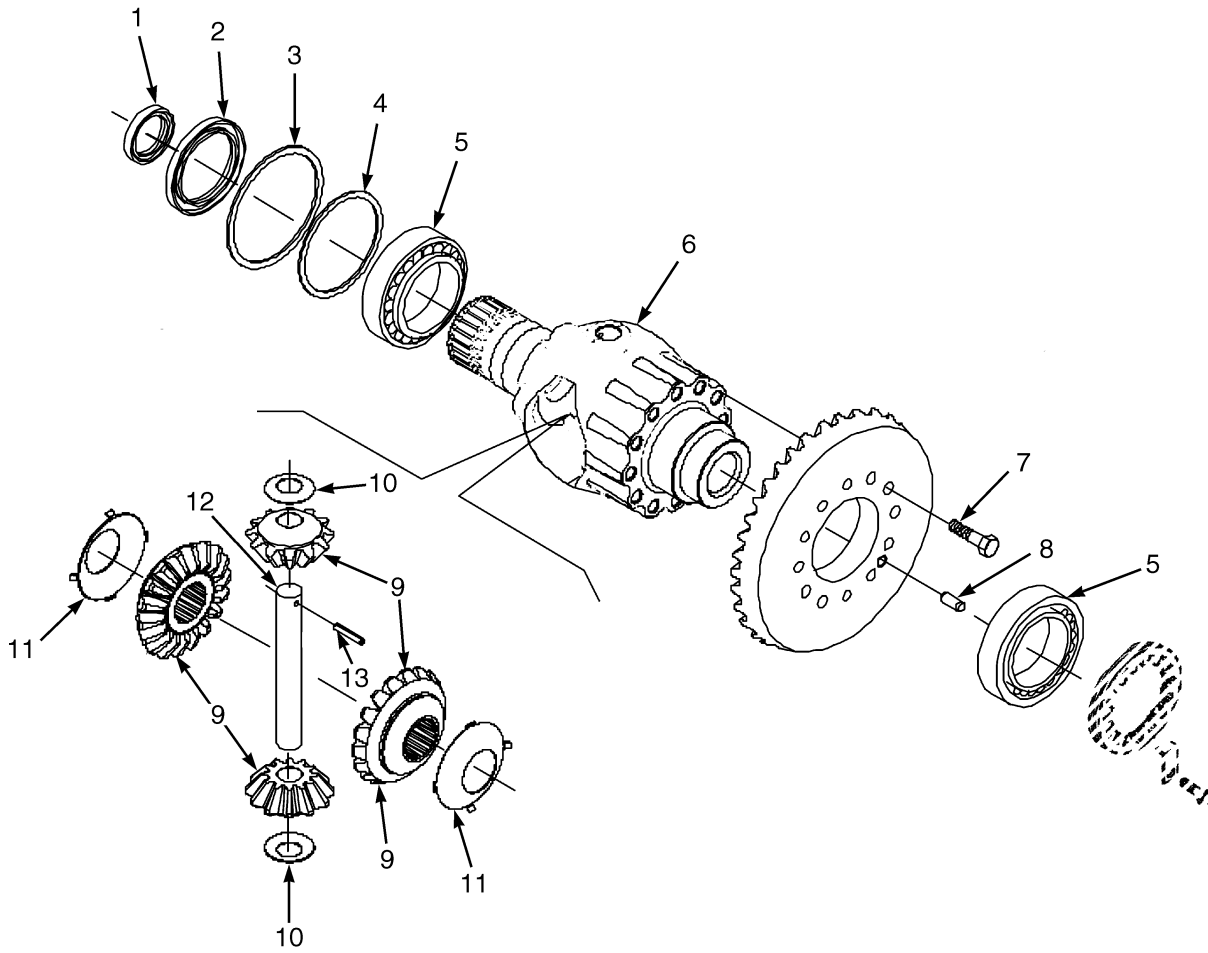


BP070020

BEVEL GEAR
WET BRAKE (→ PENDING PER ECN 155240)

ITEM	PART NO.	DESCRIPTION	QTY
	4624514	Drive Axle (14.52 Overall Ratio)	1
	4624515	Drive Axle (17.82 Overall Ratio)	1
	4624516	Drive Axle (12.79 Overall Ratio)	1
1	1590206	Kit-Gear and Pinion (14.52 Overall Ratio)	1
1	1589815	Kit-Gear and Pinion (17.82 Overall Ratio)	1
1	1590204	Kit-Gear and Pinion (12.79 Overall Ratio)	1
2	1589816	Washer	2
3	1589817	Spacer	1
4	1589818	Washer	1
5	1589819	Nut	1
6	1589820	Shim (2.0 mm)	AR
6	1589821	Shim (2.1 mm)	AR
6	1589822	Shim (2.2 mm)	AR
6	1589823	Shim (2.3 mm)	AR
6	1589824	Shim (2.4 mm)	AR
6	1589825	Shim (2.5 mm)	AR
6	1589826	Shim (2.6 mm)	AR
6	1589827	Shim (2.7 mm)	AR
6	1589828	Shim (2.8 mm)	AR
7	1589829	Bearing	1
8	1589830	Bearing	1
9	1589831	Sealing Ring	1
10	1589832	Flange (Input)	1

DIFFERENTIAL (FIGURE 8-9) WET BRAKE (→ PENDING PER ECN 155240)

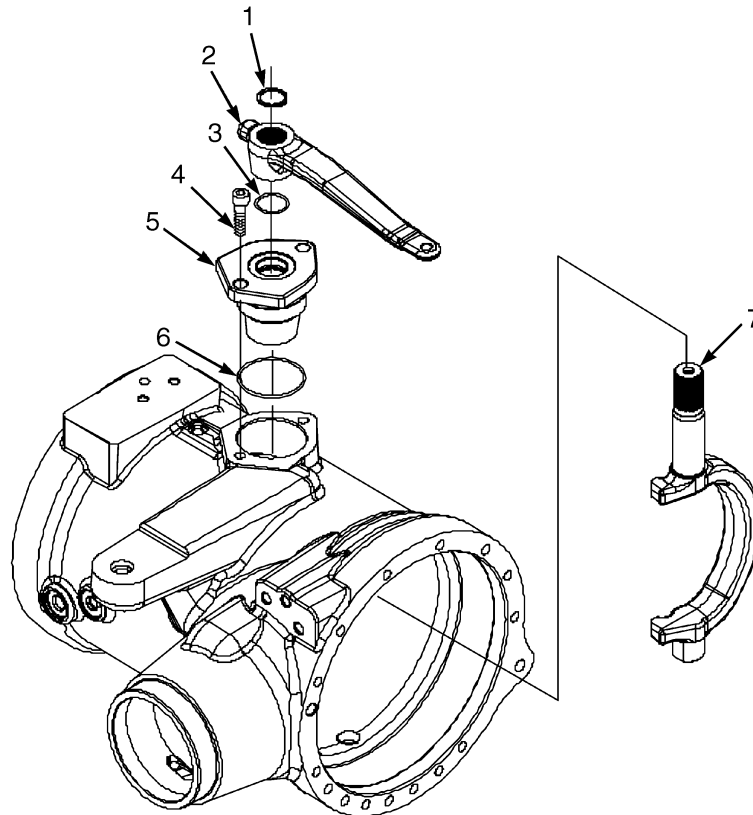


BP070022

DIFFERENTIAL
WET BRAKE (→ PENDING PER ECN 155240)

ITEM	PART NO.	DESCRIPTION	QTY
	4624514	Drive Axle (14.52 Overall Ratio)	1
	4624515	Drive Axle (17.82 Overall Ratio)	1
	4624516	Drive Axle (12.79 Overall Ratio)	1
1	1589833	Sealing Ring	1
2	1589834	Sealing Ring	1
3	1610522	Spacer	1
4	1589835	Shim (0.5 mm)	AR
4	1589836	Shim (0.3 mm)	AR
4	1589837	Shim (0.1 mm)	AR
4	1589838	Shim (0.05 mm)	AR
5	1557445	Bearing	2
6	1589839	Differential Housing	1
7	1589840	Bolt	12
8	1589841	Pin	1
9	1589842	Gear Set	1
10	1589843	Thrust Washer	2
11	1589844	Thrust Washer	2
12	1589845	Drive Shaft	1
13	1589846	Dowel	1

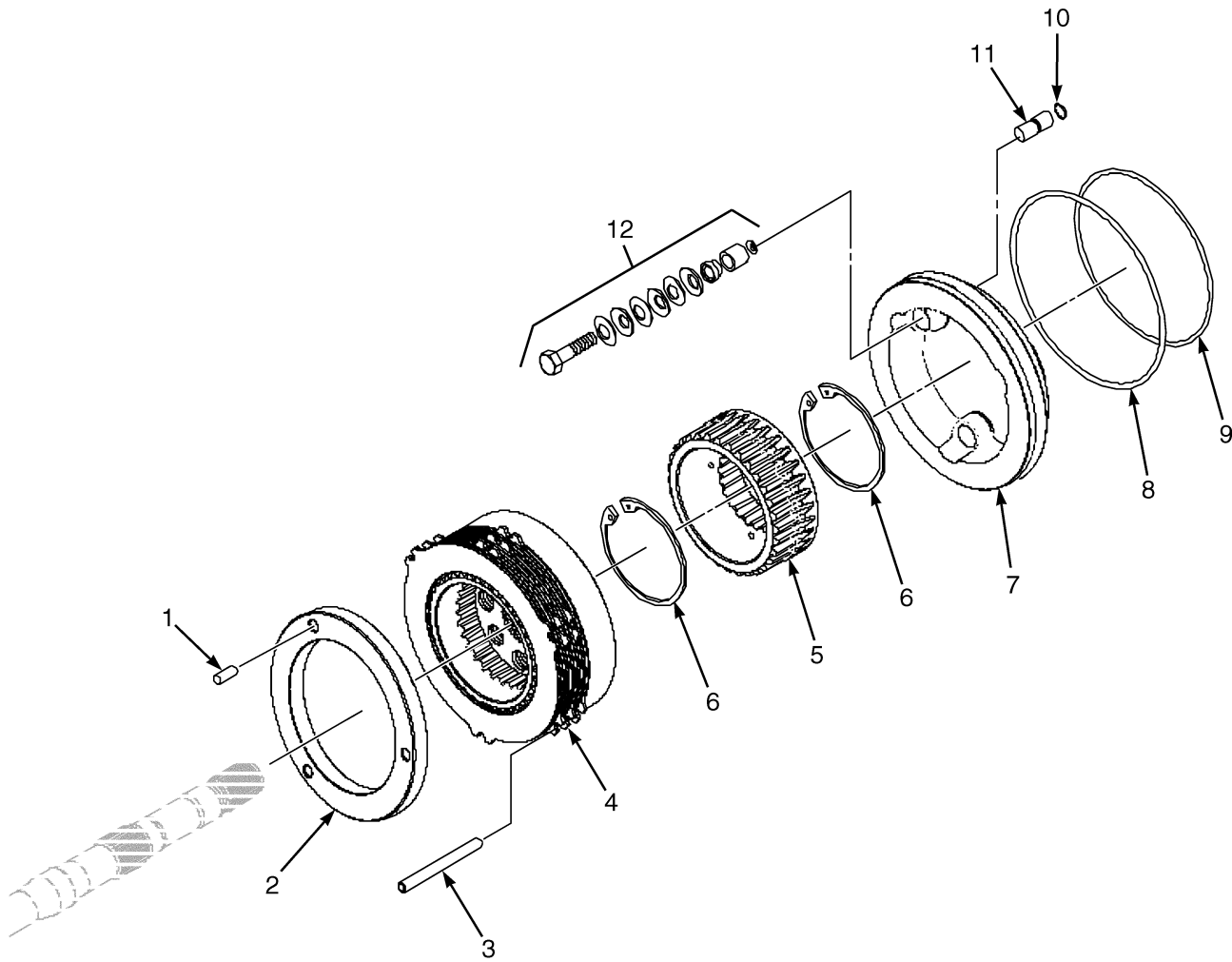
PARKING BRAKE (FIGURE 8-10)
WET BRAKE (→ PENDING PER ECN 155240)



BP070023

ITEM	PART NO.	DESCRIPTION	QTY
	4624514	Drive Axle (14.52 Overall Ratio)	1
	4624515	Drive Axle (17.82 Overall Ratio)	1
	4624516	Drive Axle (12.79 Overall Ratio)	1
1	1589847	Snap Ring	1
2	1589848	Parking Brake Lever	1
3	1589849	O-Ring	1
4	1589850	Bolt	2
5	1589851	Flange	1
6	1589852	O-Ring	1
7	1589853	Shaft	1

WET BRAKES (FIGURE 8-11) (→ PENDING PER ECN 155240)

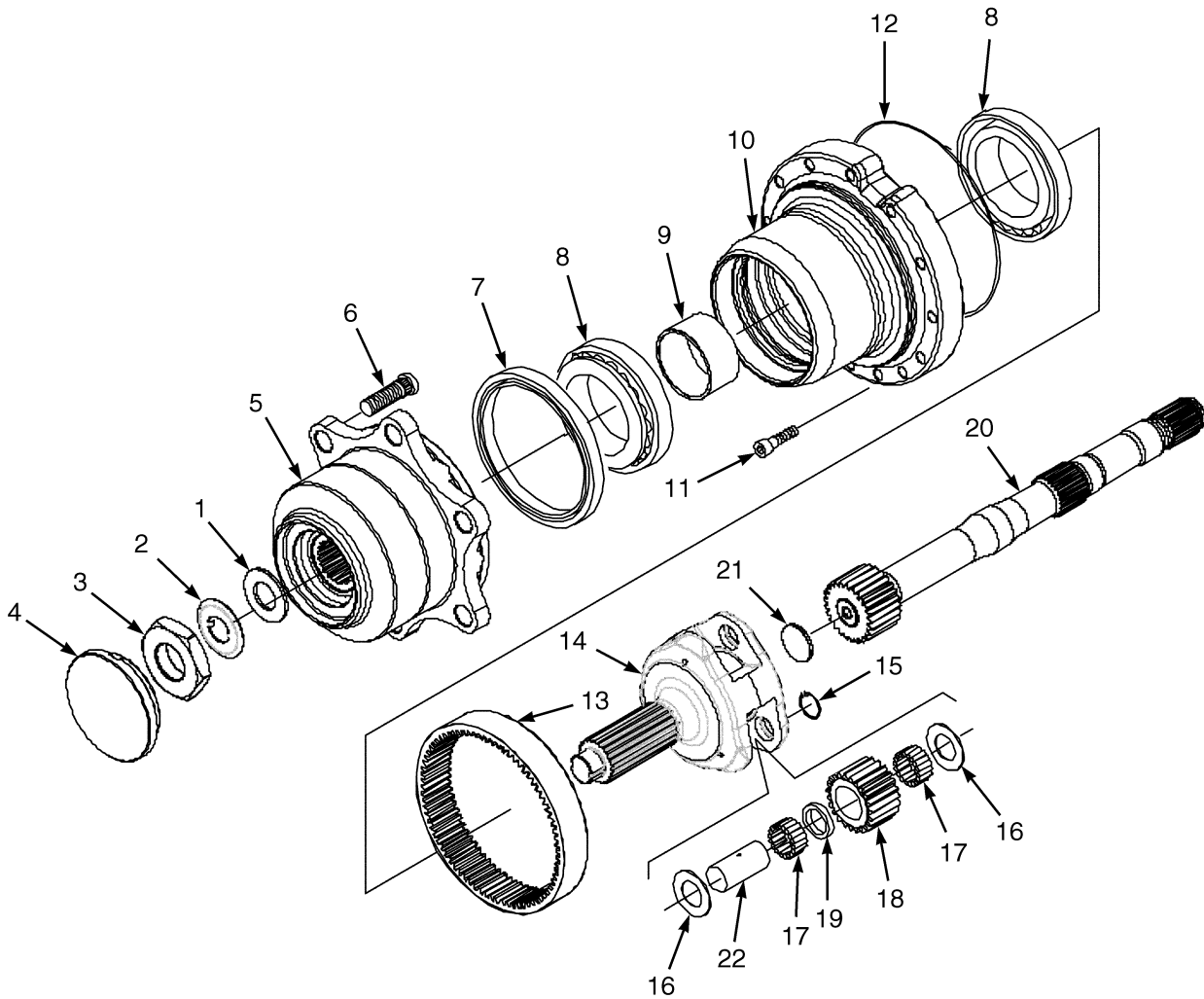


BP070024

WET BRAKES
(→ PENDING PER ECN 155240)

ITEM	PART NO.	DESCRIPTION	QTY
	4624514	Drive Axle (14.52 Overall Ratio)	1
	4624515	Drive Axle (17.82 Overall Ratio)	1
	4624516	Drive Axle (12.79 Overall Ratio)	1
1	1610516	Pin	3
2	1610521	Drive Plate	1
3	1589854	Pin	6
4	1610506	Brake Assembly	1
4	4038135	Kit-Brake Disk	1
5	1610512	Hub (Spline)	1
6	1610514	Snap Ring	2
7	1589856	Piston	1
8	1589857	O-Ring	1
9	1610508	O-Ring	1
10	1589860	O-Ring	2
11	1589861	Pin	2
12	1610510	Kit-Self Adjusting (Services All 3 Adjusters)	1

WHEEL HUB (FIGURE 8-12) WET BRAKE (→ PENDING PER ECN 155240)

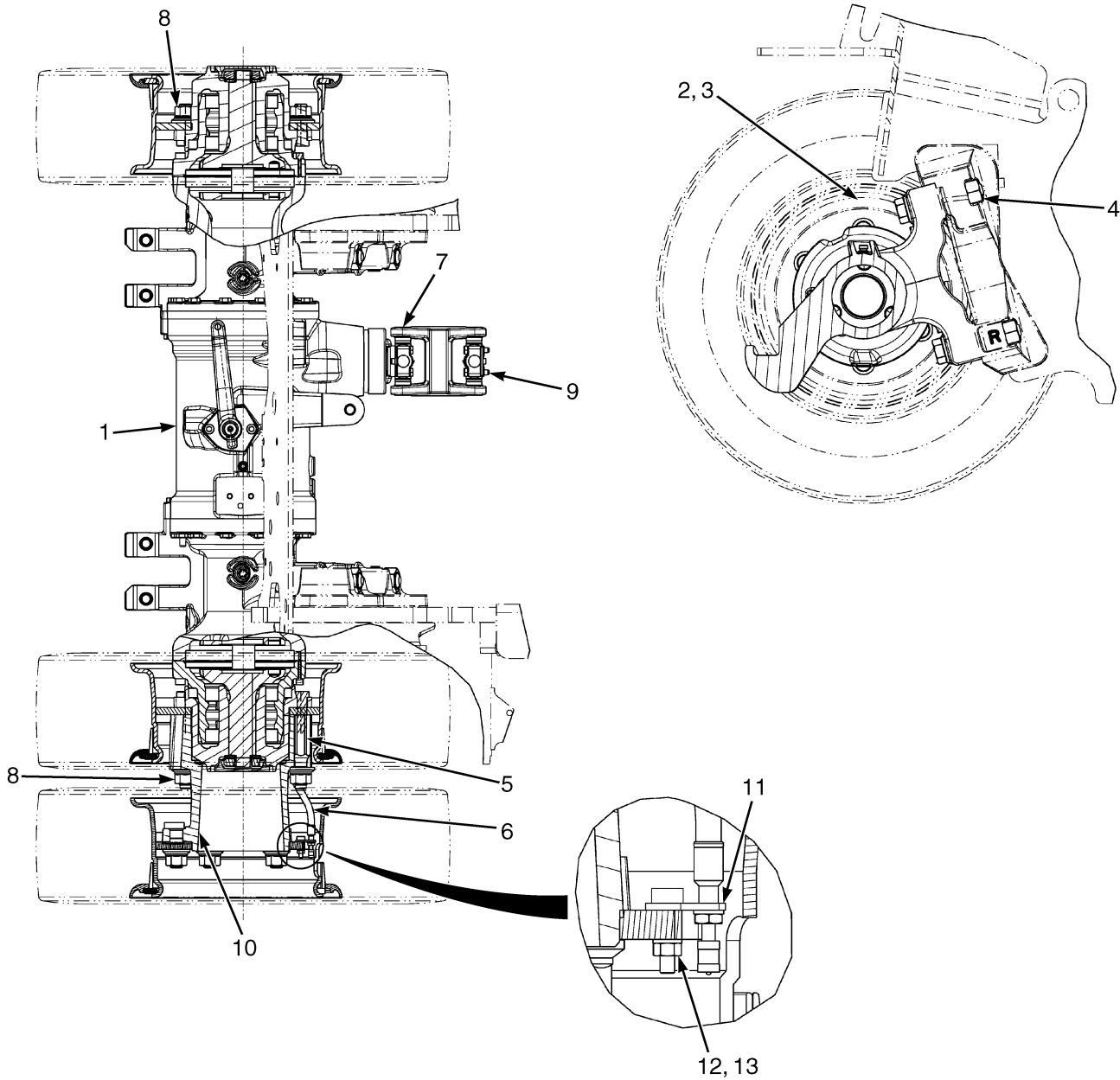


BP0700025

WHEEL HUB
WET BRAKE (→ PENDING PER ECN 155240)

ITEM	PART NO.	DESCRIPTION	QTY
	4624514	Drive Axle (14.52 Overall Ratio)	1
	4624515	Drive Axle (17.82 Overall Ratio)	1
	4624516	Drive Axle (12.79 Overall Ratio)	1
1	1613375	Washer	2
2	1613376	Thrust Washer	2
3	1613377	Nut	2
4	1613378	Plug	2
5	1589867	Wheel Hub	2
6	1589868	Stud	6
7	1613379	Sealing Ring	2
8	1589870	Bearing (Outer)	2
8	4047385	Bearing (Inner)	2
9	1613380	Spacer	2
10	1589872	Support	2
11	1589873	Bolt	30
12	1589874	O-Ring	2
13	1589875	Ring Gear	2
14	1589876	Carrier	2
15	1613381	Snap Ring	6
16	1589878	Thrust Washer	12
17	1589879	Needle Bearing	28
18	1589880	Gear	6
19	1589881	Spacer	6
20	1589886	Axle Shaft (RH)	1
20	1589887	Axle Shaft (LH)	1
21	1613382	Washer	2
22	1589924	Shaft	6

DRIVE AXLE AND ATTACHING PARTS (FIGURE 8-13) WET BRAKE (PENDING PER ECN 155240 →)



BP070188

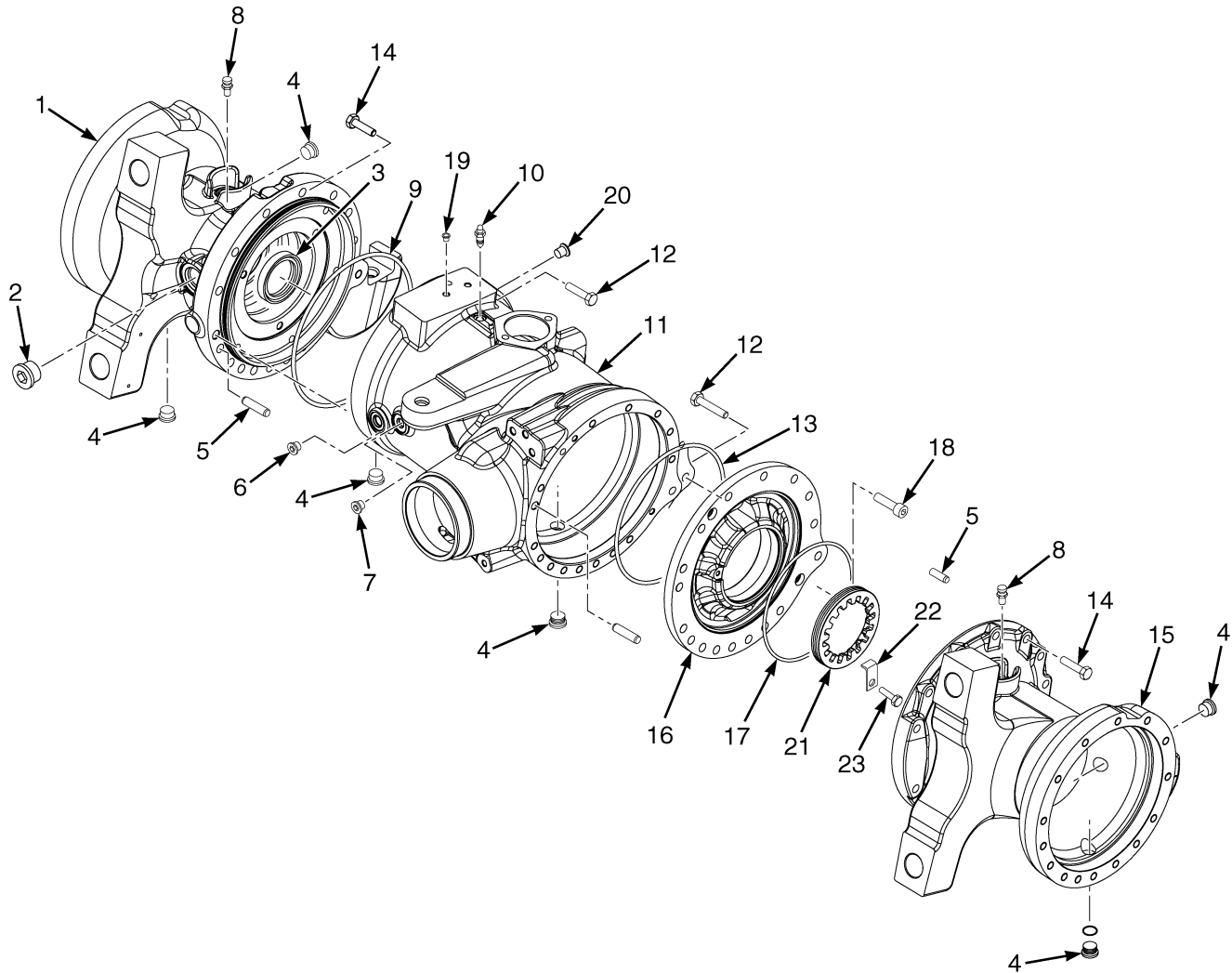
DRIVE AXLE AND ATTACHING PARTS
WET BRAKE (PENDING PER ECN 155240 →)**KEY:****A: Single Wheel****B: Dual Wheel**

ITEM	PART NO.	DESCRIPTION	QTY	
			A	B
1	a 4633063	Drive Axle (14.52 Overall Ratio)	1	1
1	b 4633065	Drive Axle (12.79 Overall Ratio)	1	1
2	296434	Washer	4	4
3	226430	Capscrew	4	4
4	292660	Nut	4	4
5	1545401	Stud (Adapter)	12
6	1583169	Extension (valve)	2
7	293616	Capscrew	8	8
8	1537133	Wheel Nut	12	12
9	1600539	Drive Shaft	1	1
9	1566462	Universal Joint	2	2
9	1611535	Coupling	1	1
10	1589867	Wheel Hub (☞ Figure 8-19).....	2	..
10	1532337	Wheel Stud	6	..
10	1613386	Wheel Hub	2
10	1613383	Hub	1
10	1532337	Wheel Stud	6
11	1584690	Bracket	2
12	136687	Nut	2
13	292680	Washer	2

FOOTNOTES:

- a** Mazda Engine 2.2L, Kubota 2.5L (LPG), Yanmar 2.6L (Single Speed), Yanmar 3.0L and 3.3L (Dual Speed)
- b** Yanmar 3.3L (Single Speed)

AXLE HOUSING (FIGURE 8-14) WET BRAKE (PENDING PER ECN 155240 →)



BP070186

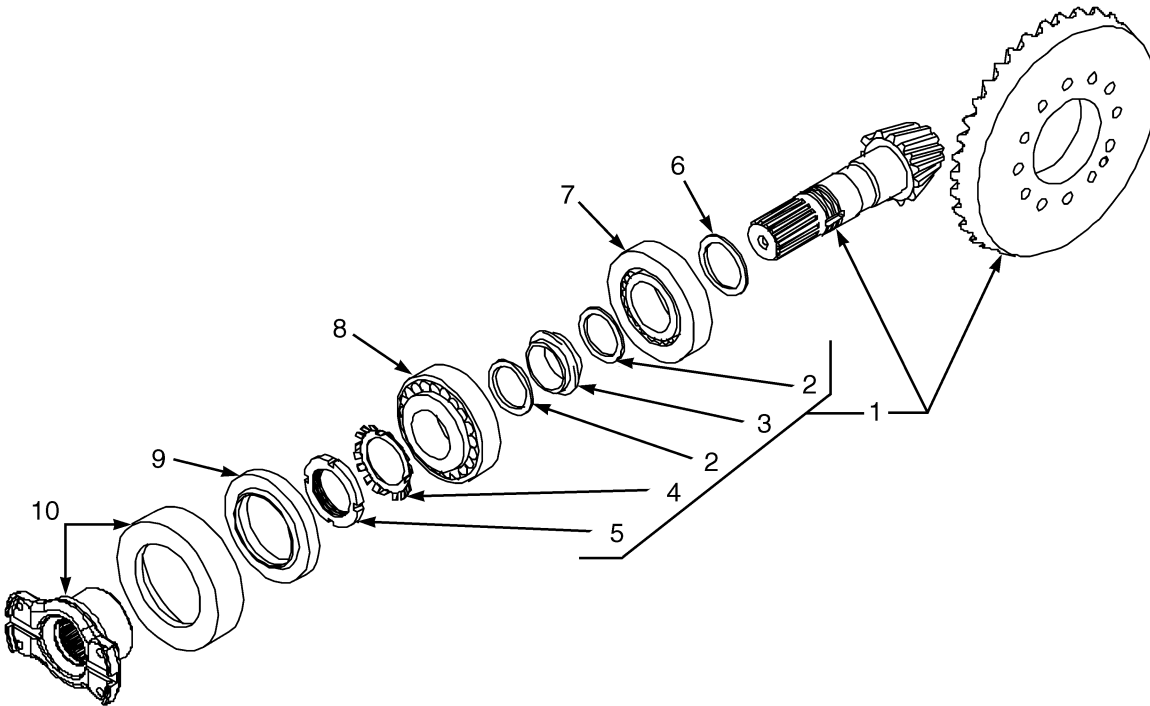
AXLE HOUSING
WET BRAKE (PENDING PER ECN 155240 →)

ITEM	PART NO.	DESCRIPTION	QTY
	a 4633063	Drive Axle (14.52 Overall Ratio)	1
	b 4633065	Drive Axle (12.79 Overall Ratio)	1
1	4073332	Drive Axle Housing (LH)	1
2	1589790	Plug	1
3	1589814	Sealing Ring	1
4	4104388	Plug	6
5	1589793	Pin	2
6	1589796	Plug	1
7	1589797	Plug	1
8	4073333	Breather	2
9	1589798	O-Ring	1
10	1557383	Breather (Bleeder)	1
11	4104389	Drive Axle Housing (Center Section)	1
12	1589807	Bolt	2
13	1589801	O-Ring	1
14	1589806	Bolt	30
15	4073334	Drive Axle Housing (RH)	1
16	4073335	Support	1
17	1589805	O-Ring	1
18	1589808	Capscrew	2
19	1589809	Plug	1
20	1589810	Plug	3
21	1589811	Nut	1
22	1589812	Plate (Locking)	1
23	1589813	Bolt	1

FOOTNOTES:

- a** Mazda Engine 2.2L, Kubota 2.5L (LPG), Yanmar 2.6L (Single Speed), Yanmar 3.0L and 3.3L (Dual Speed)
- b** Yanmar 3.3L (Single Speed)

BEVEL GEAR (FIGURE 8-15) WET BRAKE (PENDING PER ECN 155240 →)



BP070020

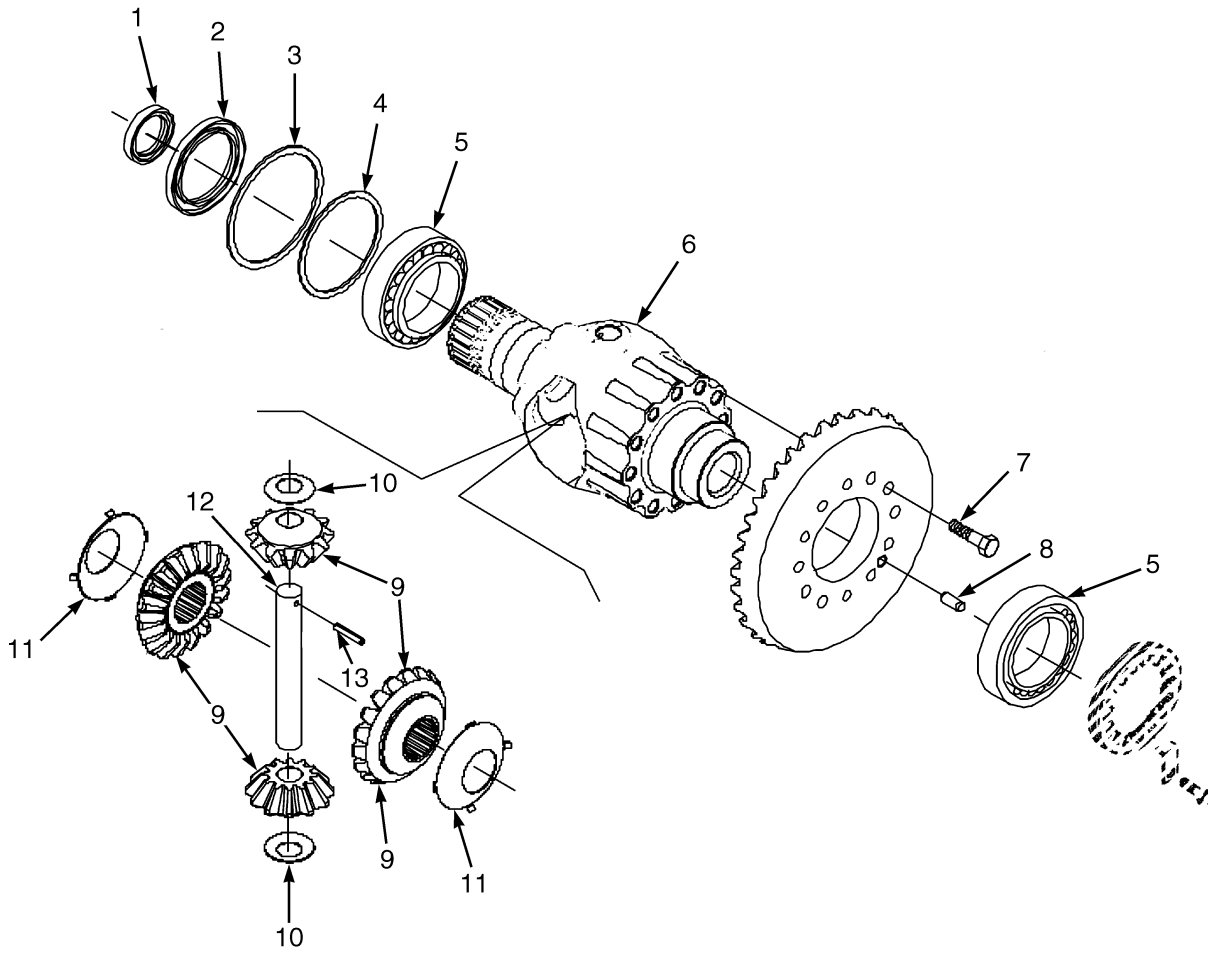
BEVEL GEAR
WET BRAKE (PENDING PER ECN 155240 →)

ITEM	PART NO.	DESCRIPTION	QTY
	a 4633063	Drive Axle (14.52 Overall Ratio)	1
	b 4633065	Drive Axle (12.79 Overall Ratio)	1
1	1590206	Kit-Gear and Pinion (14.52 Overall Ratio)	1
1	1590204	Kit-Gear and Pinion (12.79 Overall Ratio)	1
2	1589816	Washer	2
3	1589817	Spacer	1
4	1589818	Washer	1
5	1589819	Nut	1
6	4073346	Shim (1.6mm)	AR
6	4073347	Shim (1.7mm)	AR
6	4073348	Shim (1.8mm)	AR
6	4073349	Shim (1.9 mm)	AR
6	1589820	Shim (2.0 mm)	AR
6	1589821	Shim (2.1 mm)	AR
6	1589822	Shim (2.2 mm)	AR
6	1589823	Shim (2.3 mm)	AR
6	1589824	Shim (2.4 mm)	AR
6	1589825	Shim (2.5 mm)	AR
6	1589826	Shim (2.6 mm)	AR
6	1589827	Shim (2.7 mm)	AR
6	1589828	Shim (2.8 mm)	AR
7	1589829	Bearing	1
8	1589830	Bearing	1
9	1589831	Sealing Ring	1
10	1589832	Flange (Input)	1

FOOTNOTES:

- a** Mazda Engine 2.2L, Kubota 2.5L (LPG), Yanmar 2.6L (Single Speed), Yanmar 3.0L and 3.3L (Dual Speed)
- b** Yanmar 3.3L (Single Speed)

DIFFERENTIAL (FIGURE 8-16) WET BRAKE (PENDING PER ECN 155240 →)



BP070022

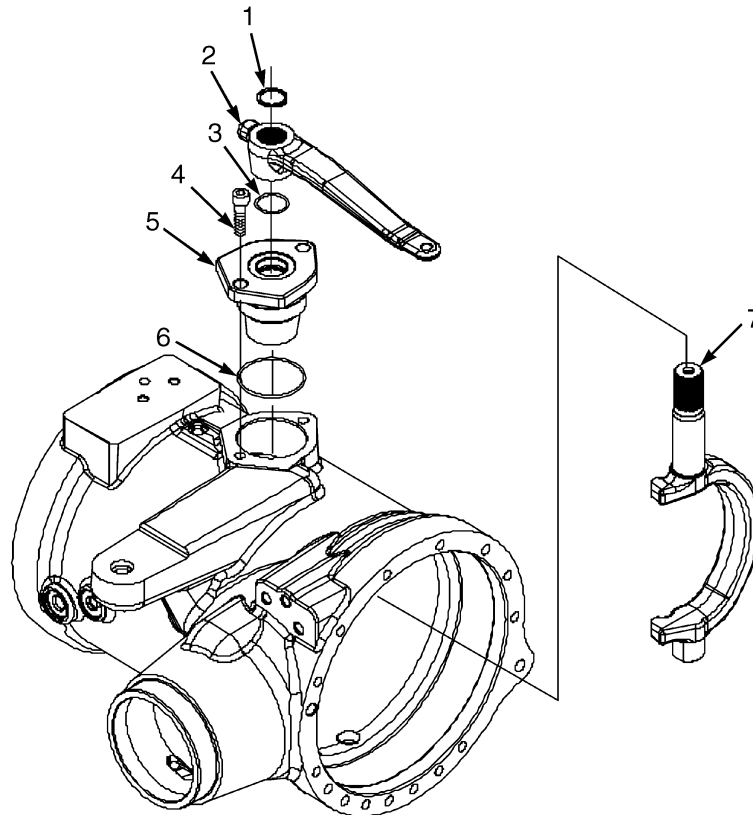
DIFFERENTIAL
WET BRAKE (PENDING PER ECN 155240 →)

ITEM	PART NO.	DESCRIPTION	QTY
	a 4633063	Drive Axle (14.52 Overall Ratio)	1
	b 4633065	Drive Axle (12.79 Overall Ratio)	1
1	1589833	Sealing Ring	1
2	1589834	Sealing Ring	1
3	1610522	Spacer	1
4	1589835	Shim (0.5 mm)	AR
4	1589836	Shim (0.3 mm)	AR
4	1589837	Shim (0.1 mm)	AR
4	1589838	Shim (0.05 mm)	AR
5	1557445	Bearing	2
6	1589839	Differential Housing	1
7	1589840	Bolt	12
8	1589841	Pin	1
9	1589842	Gear Set	1
10	1589843	Thrust Washer	2
11	1589844	Thrust Washer	2
12	1589845	Drive Shaft	1
13	1589846	Dowel	1

FOOTNOTES:

- a** Mazda Engine 2.2L, Kubota 2.5L (LPG), Yanmar 2.6L (Single Speed), Yanmar 3.0L and 3.3L (Dual Speed)
- b** Yanmar 3.3L (Single Speed)

PARKING BRAKE (FIGURE 8-17)
WET BRAKE (PENDING PER ECN 155240 →)



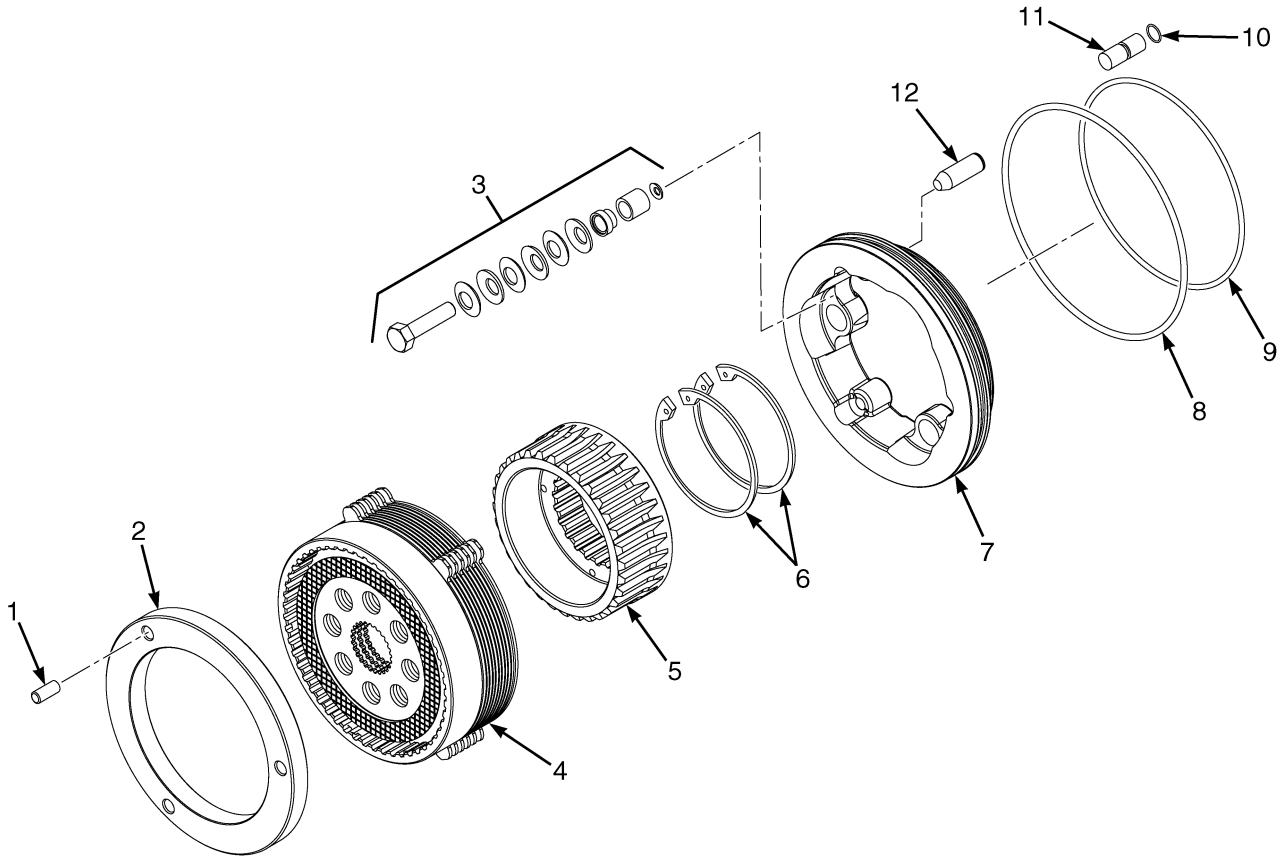
BP070023

ITEM	PART NO.	DESCRIPTION	QTY
	a 4633063	Drive Axle (14.52 Overall Ratio)	1
	b 4633065	Drive Axle (12.79 Overall Ratio)	1
1	1589847	Snap Ring	1
2	1589848	Parking Brake Lever	1
3	39374	O-Ring	1
4	1589850	Bolt	2
5	1589851	Flange	1
6	39389	O-Ring	1
7	1589853	Shaft	1

FOOTNOTES:

- a** Mazda Engine 2.2L, Kubota 2.5L (LPG), Yanmar 2.6L (Single Speed), Yanmar 3.0L and 3.3L (Dual Speed) **b** Yanmar 3.3L (Single Speed)

WET BRAKES (FIGURE 8-18)
(PENDING PER ECN 155240 →)

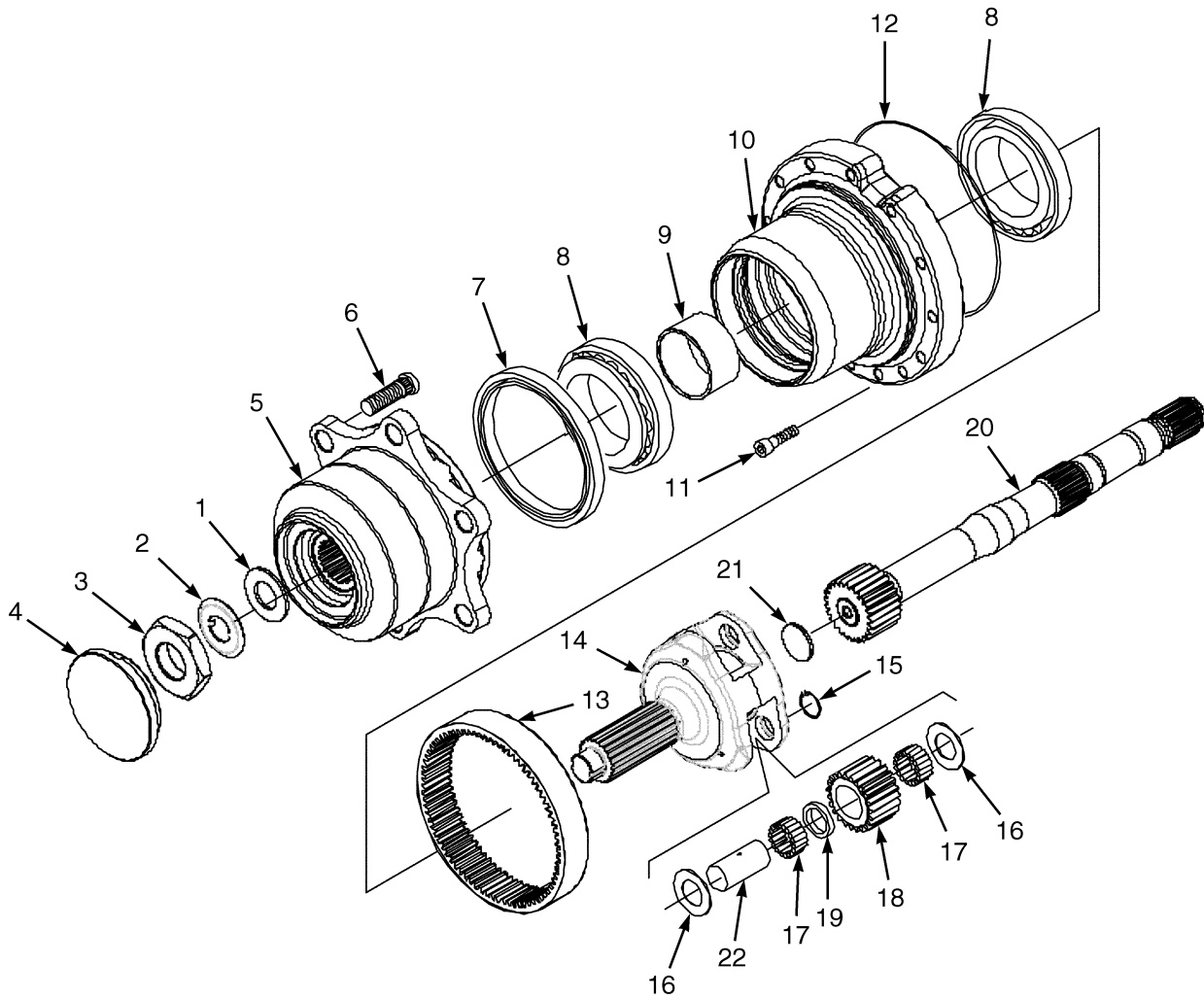


ITEM	PART NO.	DESCRIPTION	QTY
	a 4633063	Drive Axle (14.52 Overall Ratio)	1
	b 4633065	Drive Axle (12.79 Overall Ratio)	1
1	1610516	Pin	3
2	1610521	Drive Plate	1
3	1610510	Kit-Self Adjusting (Services All 3 Adjusters)	1
4	4052336	Brake Assy	1
5	1610512	Hub (Spline)	1
6	1610514	Snap Ring	2
7	4104395	Piston	1
8	1589857	O-Ring	1
9	1610508	O-Ring	1
10	1589860	O-Ring	2
11	1589861	Pin	2
12	4104405	Pin	3

FOOTNOTES:

- a** Mazda Engine 2.2L, Kubota 2.5L (LPG), Yanmar 2.6L (Single Speed), Yanmar 3.0L and 3.3L (Dual Speed) **b** Yanmar 3.3L (Single Speed)

WHEEL HUB (FIGURE 8-19) WET BRAKE (PENDING PER ECN 155240 →)



BP0700025

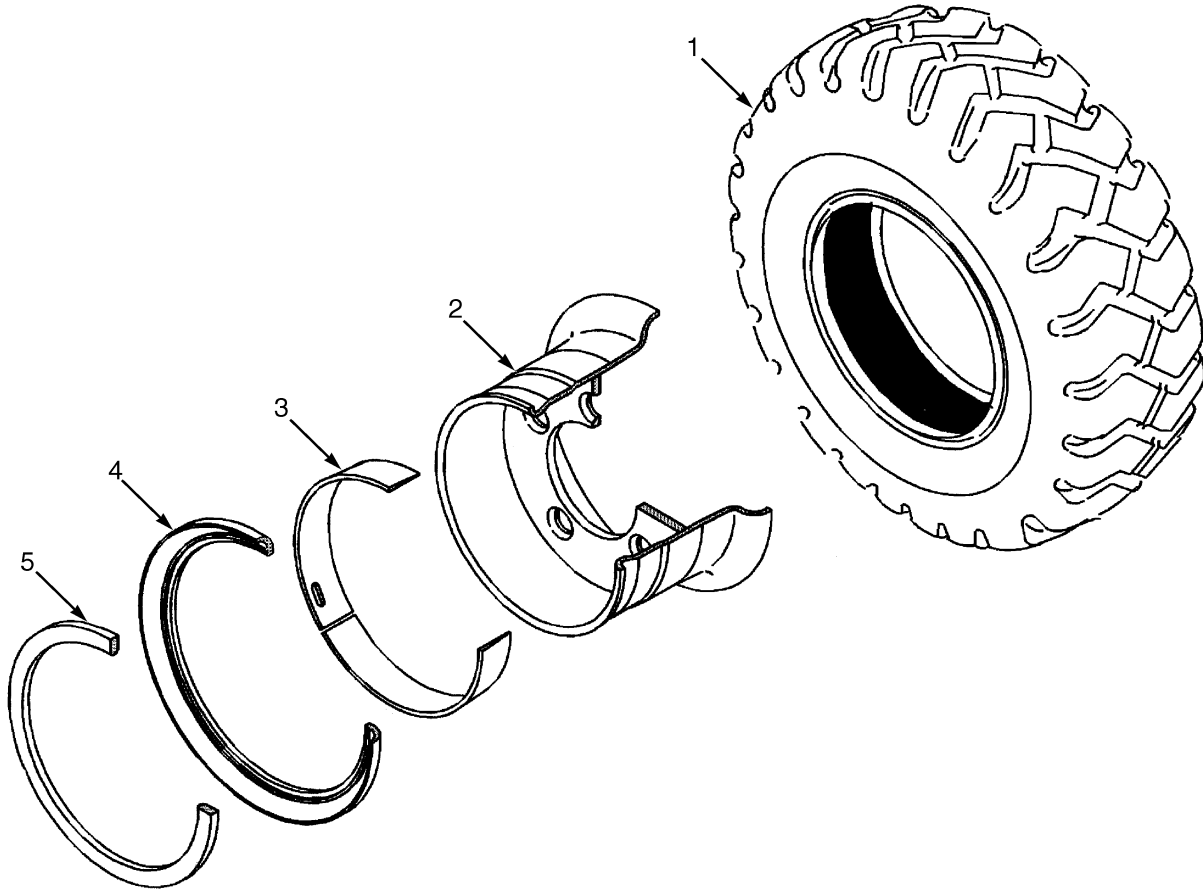
WHEEL HUB
WET BRAKE (PENDING PER ECN 155240 →)

ITEM	PART NO.	DESCRIPTION	QTY
	a 4633063	Drive Axle (14.52 Overall Ratio)	1
	b 4633065	Drive Axle (12.79 Overall Ratio)	1
1	1613375	Washer	2
2	1613376	Thrust Washer	2
3	1613377	Nut	2
4	1613378	Plug	2
5	1589867	Wheel Hub	2
6	1589868	Stud	6
7	1589869	Sealing Ring	2
8	1589870	Bearing (Outer)	2
8	4047385	Bearing (Inner)	2
9	1613380	Spacer	2
10	4073365	Support	2
11	1589873	Bolt	30
12	1589874	O-Ring	2
13	1589875	Ring Gear	2
14	1589876	Carrier	2
15	1613381	Snap Ring	6
16	1589878	Thrust Washer	12
17	1589879	Needle Bearing	28
18	1589880	Gear	6
19	1589881	Spacer	6
20	1589886	Axle Shaft (RH)	1
20	1589887	Axle Shaft (LH)	1
21	1613382	Washer	2
22	1589924	Shaft	6

FOOTNOTES:

- a** Mazda Engine 2.2L, Kubota 2.5L (LPG), Yanmar 2.6L (Single Speed), Yanmar 3.0L and 3.3L (Dual Speed)
- b** Yanmar 3.3L (Single Speed)

DRIVE TIRE AND WHEEL (FIGURE 8-20) SINGLE



BP070012

**DRIVE TIRE AND WHEEL
SINGLE**

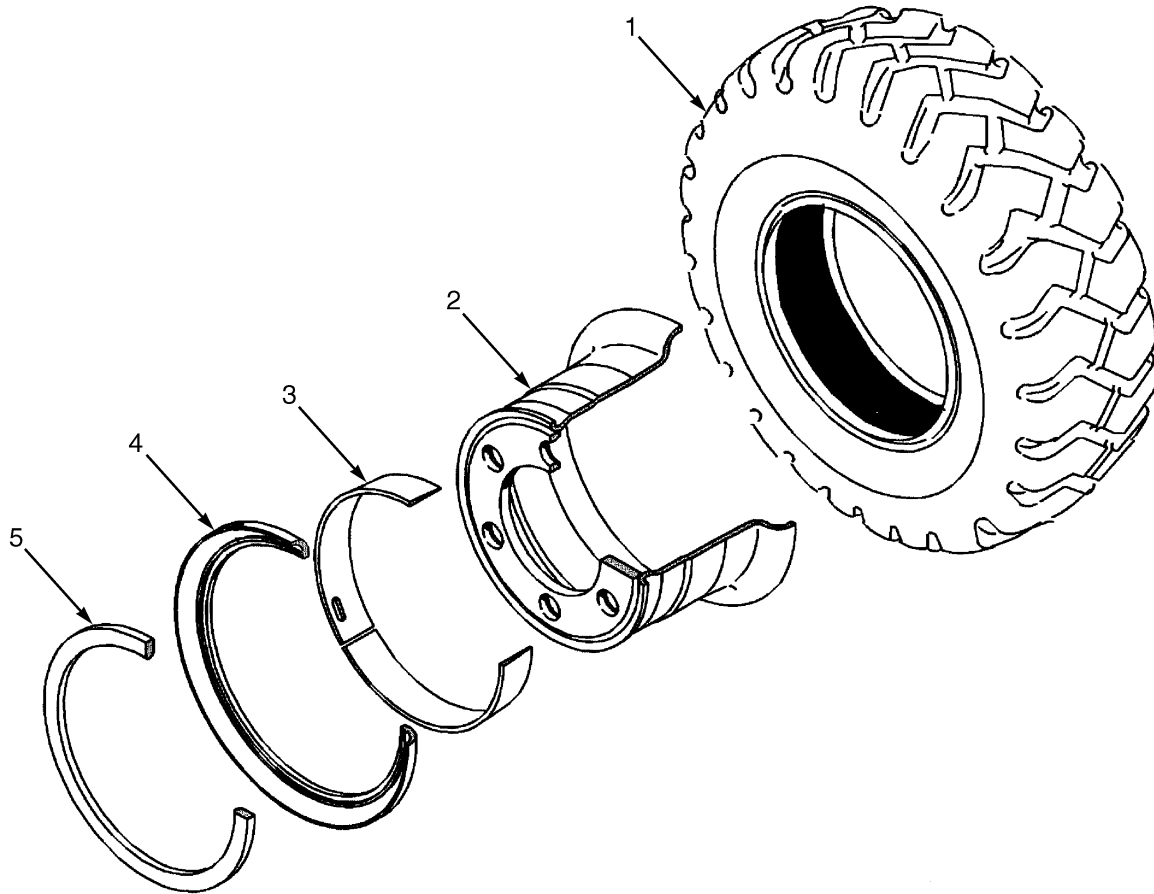
KEY:

A: 7.00 X 12 (H2.0-2.5FT)

B: 28 X 9-15 (H2.0-3.5FT)

ITEM	PART NO.	DESCRIPTION	QTY	
			A	B
1	1644915	Pneumatic Tire	2	..
1	1543061	Tire (Pneumatic)	2
2	2070073	Wheel Assy (5.00 x 12)	2	..
2	2070074	Wheel Assy (7.00 x 15)	2
3	1584694	Wedge Band	1	..
3	1584695	Wedge Band	1
4	161890	Wheel Side Ring	1	..
4	160653	Wheel Side Ring	1
5	161889	Wheel Lock Ring	1	..
5	980542	Wheel Lock Ring	1

DRIVE TIRE AND WHEEL (FIGURE 8-21) WIDE TREAD



BP070013

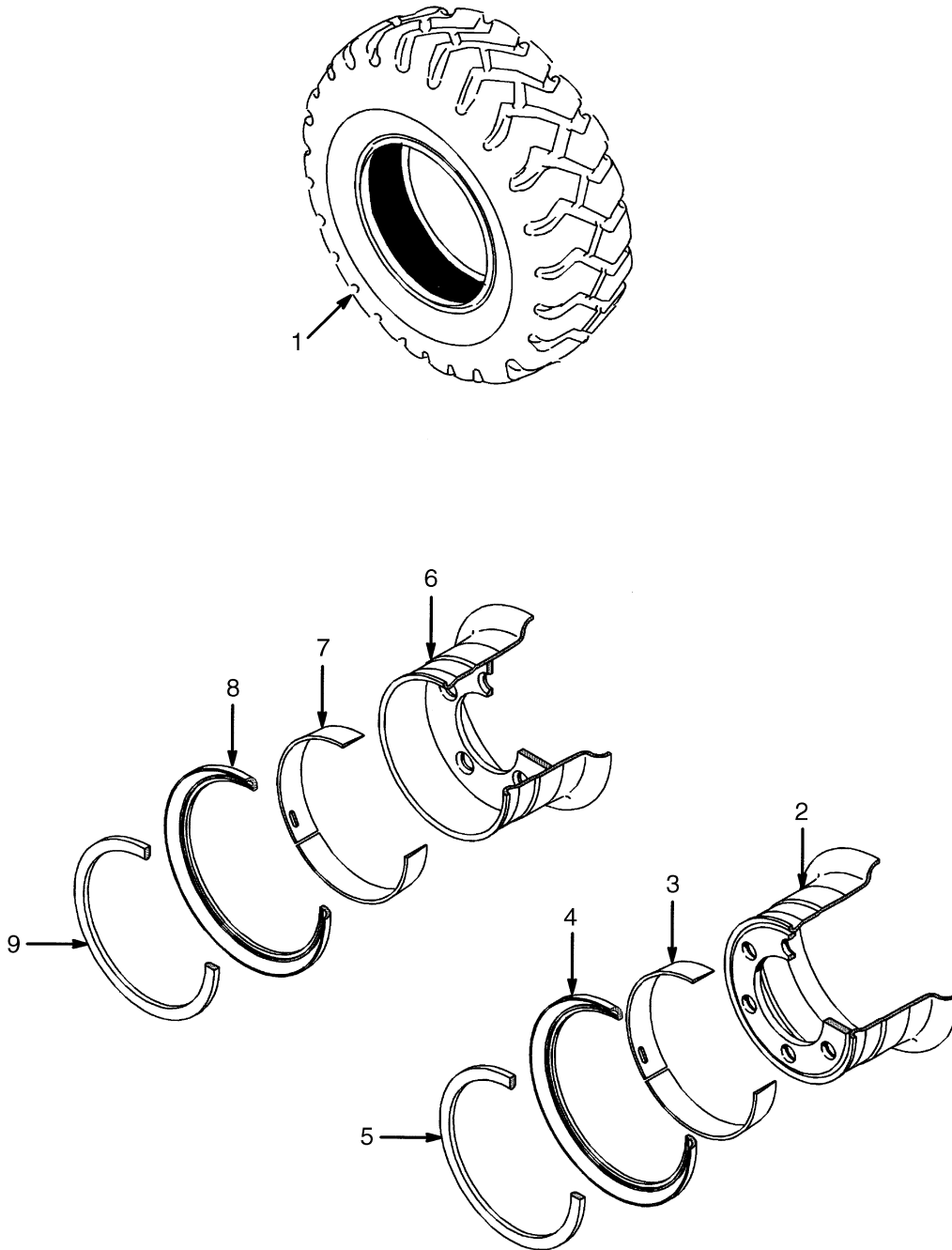
KEY:

A: 7.00 x 12 16 (H2.0-2.5FT)

B: 28 x 9-15/7 (H2.0-3.5FT)

ITEM	PART NO.	DESCRIPTION	QTY	
			A	B
1	1644915	Pneumatic Tire	2	..
1	1543061	Tire (Pneumatic)	2
1	Tube	1	1
2	2070075	Wheel Assy (5.00 x 12)	2	..
2	2070076	Wheel Assy (7.00 x 15)	2
3	1584694	Wedge Band	1	..
3	1584695	Wedge Band	1
4	161890	Wheel Side Ring	1	..
4	160653	Wheel Side Ring	1
5	161889	Wheel Lock Ring	1	..
5	980542	Wheel Lock Ring	1

DRIVE TIRE AND WHEEL (FIGURE 8-22) PNEUMATIC RADIAL




BP070014

**DRIVE TIRE AND WHEEL
PNEUMATIC RADIAL****KEY:****A: 7.00 R12 Pneumatic Radial (H2.0-2.5FT)****B: 225/75 R15 Pneumatic Radial (H2.0-3.5FT)**

ITEM	PART NO.	DESCRIPTION	QTY	
			A	B
1	1471829	Pneumatic Tire	2	..
1	1471591	Tubeless Bead Seal	1	..
1	1358179	Pneumatic Tire	1	..
1	1471922	Tubeless Bead Seal Valve	1	..
1	4029270	Tire Assembly (Conti RT20)	2	..
1	4029457	Tire	1	..
1	4029482	Seal (Tubeless Sealing Ring)	1	..
1	1471835	Pneumatic Tire	2
1	1462617	Tubeless Bead Seal	1
1	1358183	Pneumatic Tire (Michelin XZM)	1
1	1471922	Tubeless Bead Seal Valve	1
1	4029271	Tire Assembly (Conti RT20)	2
1	4029458	Tire	1
1	4029483	Seal (Tubeless Sealing Ring)	1
2	2070073	Wheel Assy (5.00 x 12)	2	..
2	2070075	Wheel Assy (5.00 x 12) (Wide Tread)	2	..
3	1584694	Wedge Band	1	..
4	161890	Wheel Side Ring	1	..
5	161889	Wheel Lock Ring	1	..
6	2070074	Wheel Assy (7.00 x 15)	2
6	2070076	Wheel Assy (7.00 x 15) (Wide Tread)	2
7	1584695	Wedge Band	1
8	160653	Wheel Side Ring	1
9	980542	Wheel Lock Ring	1

DRIVE TIRE AND WHEEL (FIGURE 8-23) SNAP-ON SOLID TIRE



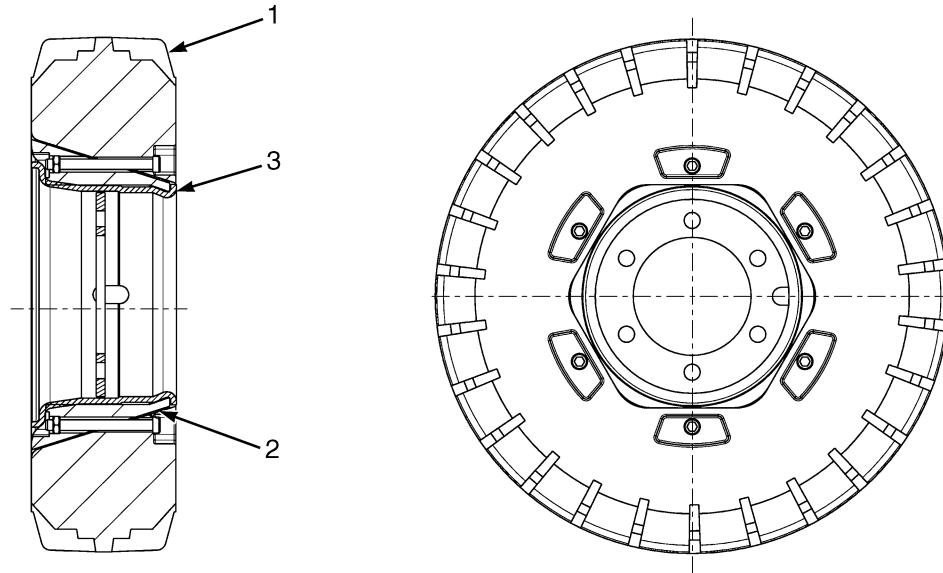
BP000223

KEY:

- A: 7.00 x 12 Tire
- B: 28 x 9-15 Tire
- C: 7.00 x 12 Wide Tread
- D: 28 x 9-15 Wide Tread

ITEM	PART NO.	DESCRIPTION	QTY			
			A	B	C	D
1	1543063	Solid Pneumatic Tire	2	..	2	..
1	1543064	Solid Pneumatic Tire	2	..	2
1	1603487	Solid Pneumatic Tire (Non Marking)	2	..	2	..
1	1603488	Solid Pneumatic Tire (Non Marking)	2	..	2
2	2070080	Rim	2
2	2070079	Rim	2
2	2070078	Rim	2	..
2	2070077	Rim	2

**DRIVE TIRE AND WHEEL (FIGURE 8-24)
CSEASY SC20 (7.00-12)**



BP070140

KEY:

A: Single or Wide Rim

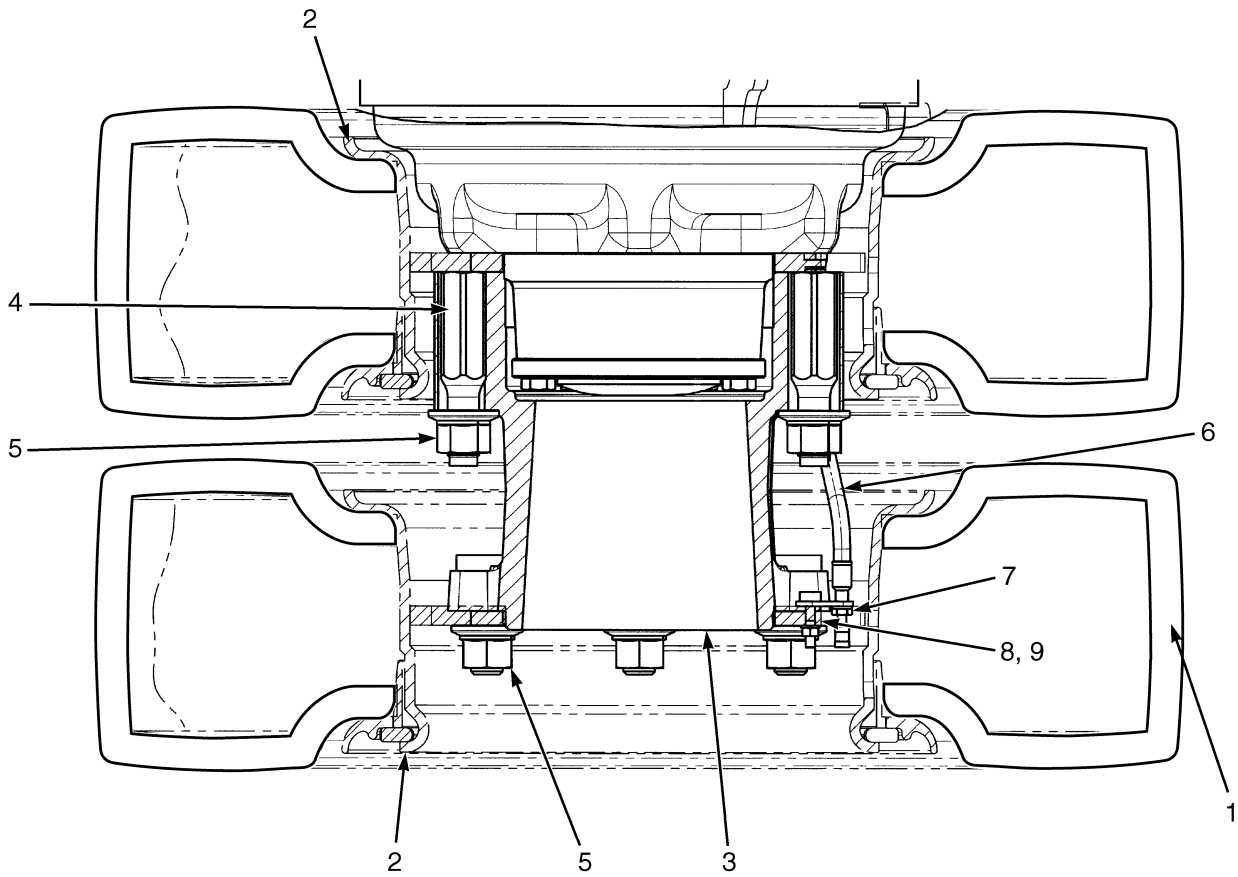
B: Dual Wheel

ITEM	PART NO.	DESCRIPTION	QTY	
			A	B
1	4030289	Solid Pneumatic Tire (7.00-12)	2	4
1	4030295	Solid Pneumatic Tire (Non Marking)	2	4
2	a 4030301	Adapter Assembly	2	4
3	2070080	Rim	2	..
3	2070078	Rim (Wide Rim)	2	..
3	2075455	Rim (Dual Wheel)	4

FOOTNOTES:

a Includes compression pad, capscrews and nuts

DUAL DRIVE WHEELS AND TIRES (FIGURE 8-25)



HP070054

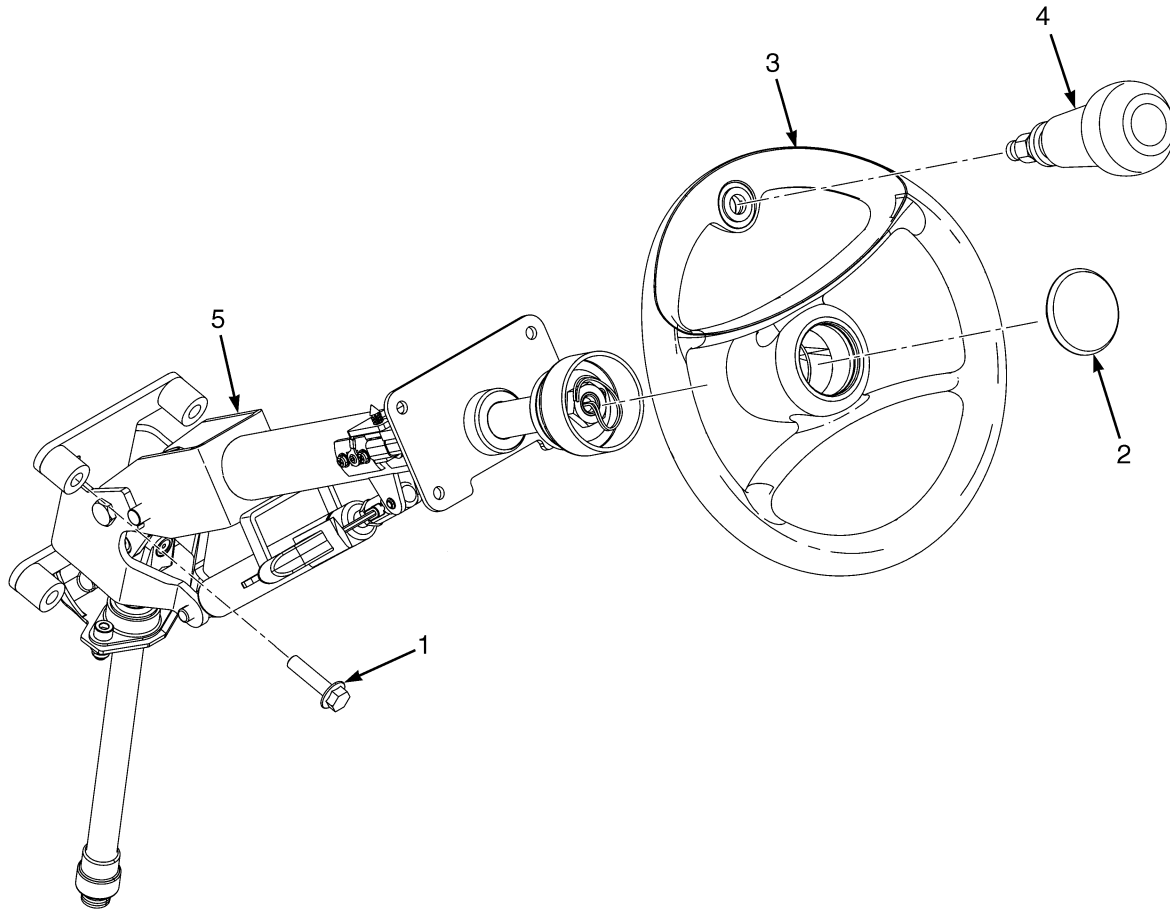
DUAL DRIVE WHEELS AND TIRES

ITEM	PART NO.	DESCRIPTION	QTY
1	1644915	Pneumatic Tire (Trell)	4
1	1471829	Pneumatic Tire	4
1	1471591	Tubeless Bead Seal	1
1	1358179	Pneumatic Tire (Michelin)	1
1	1471922	Tubeless Bead Seal Valve	1
2	2075454	Rim Assembly (5.00 x 12)	4
2	2075455	Rim (Dual Wheel)	1
2	161889	Wheel Lock Ring	1
2	1584694	Wedge Band	1
2	161890	Wheel Side Ring	1
3	1613386	Wheel Hub	2
3	1532337	Wheel Stud	6
3	1613383	Hub	1
4	1545401	Stud	12
5	1537133	Wheel Nut	12
6	1583169	Extension	2
7	1584690	Bracket	2
8	136687	Nut	2
9	292680	Washer	2

**SECTION 9
STEERING SYSTEM**

DESCRIPTION	PAGE
STEER AXLE	9-14
STEER CYLINDER	9-16
STEER TIRE AND WHEEL	
CSEASY SC20 (6.00-9)	9-22
STEER TIRES AND WHEELS	
H2.0-2.5FT (6.00 X 9.00)	9-18
H2.0-3.5FT (6.50 X 10)	9-20
STEERING COLUMN AND ATTACHING PARTS	
ISOLATED - DIESEL	9-3
NON-ISOLATED - LPG	9-2
STEERING COLUMN ASSEMBLY	
ISOLATED, DIESEL	9-6
NON-ISOLATED - LPG	9-4
STEERING CONTROL UNIT	9-8
VARIABLE DISPLACEMENT	9-10
STEERING LINES	9-12

STEERING COLUMN AND ATTACHING PARTS (FIGURE 9-1) NON-ISOLATED — LPG



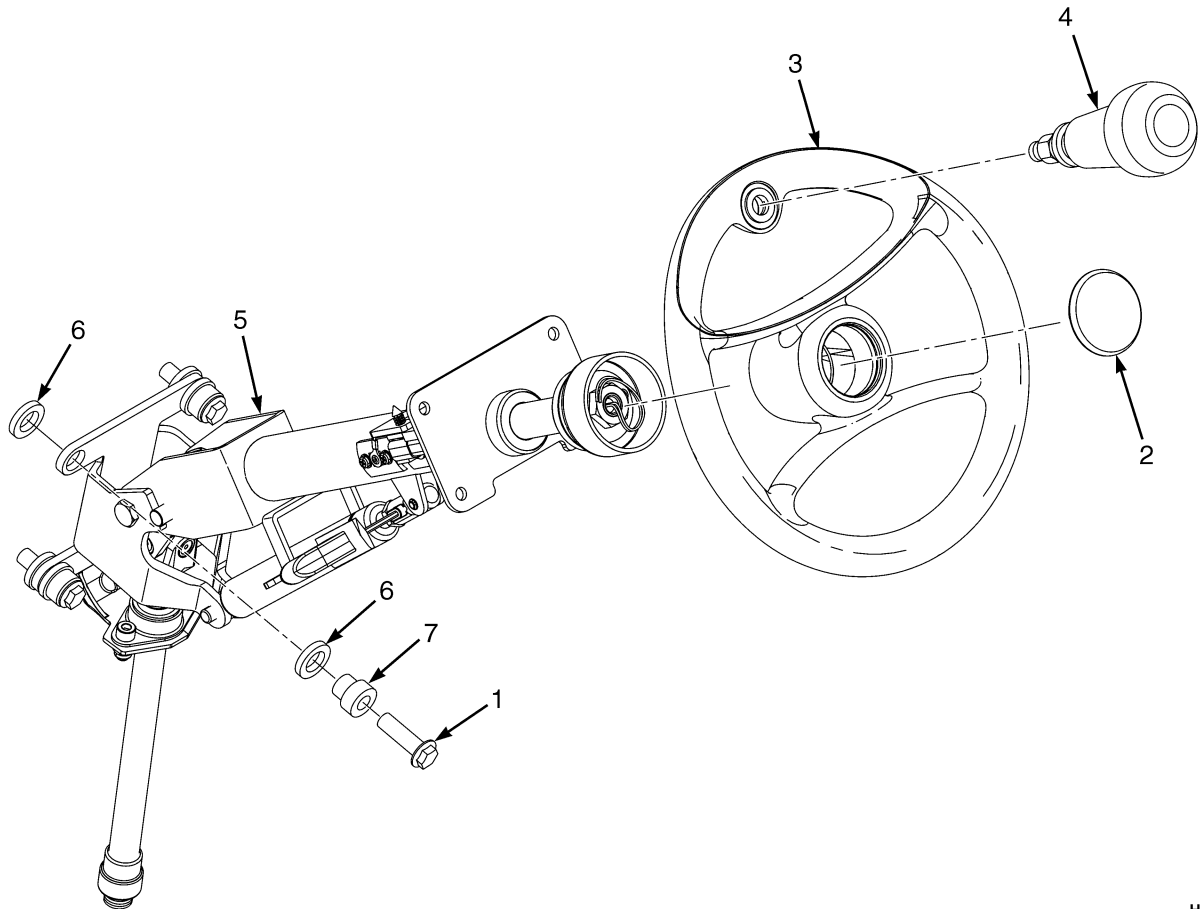
HP220500

ITEM	PART NO.	DESCRIPTION	QTY
1	1512403	Capscrew	4
2	a 1608622	Horn Button	1
3	1551839	Steering Wheel (Without Spinner Knob)	1
3	1531563	Steering Wheel (With Spinner)	1
4	1586109	Knob Assembly	1
5	4023450	Steering Column (☞ Figure 9-3).....	1

FOOTNOTES:

a Service with Horn Replacement Kit 1642089

**STEERING COLUMN AND ATTACHING PARTS (FIGURE 9-2)
ISOLATED — DIESEL**



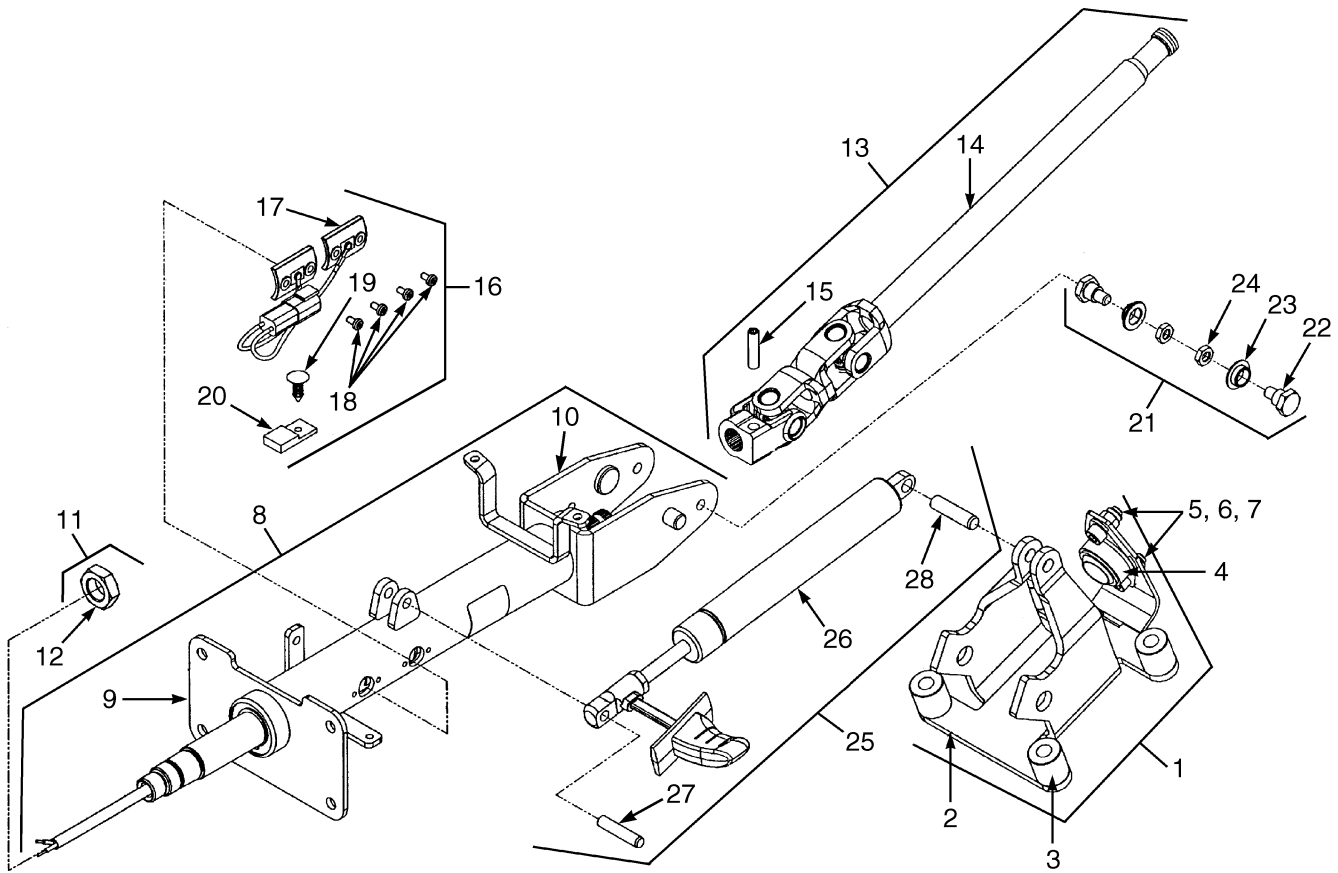
HP220499

ITEM	PART NO.	DESCRIPTION	QTY
1	1512403	Capscrew	4
2	a 1608622	Horn Button	1
3	1551839	Steering Wheel (Without Spinner Knob)	1
3	1531563	Steering Wheel (With Spinner)	1
4	1586109	Knob Assembly	1
5	4611791	Steering Column (☞ Figure 9-4).....	1
6	2079369	Isolator	8
7	1606750	Spacer	4

FOOTNOTES:

a Service with Horn Replacement Kit 1642089

STEERING COLUMN ASSEMBLY (FIGURE 9-3) NON-ISOLATED — LPG

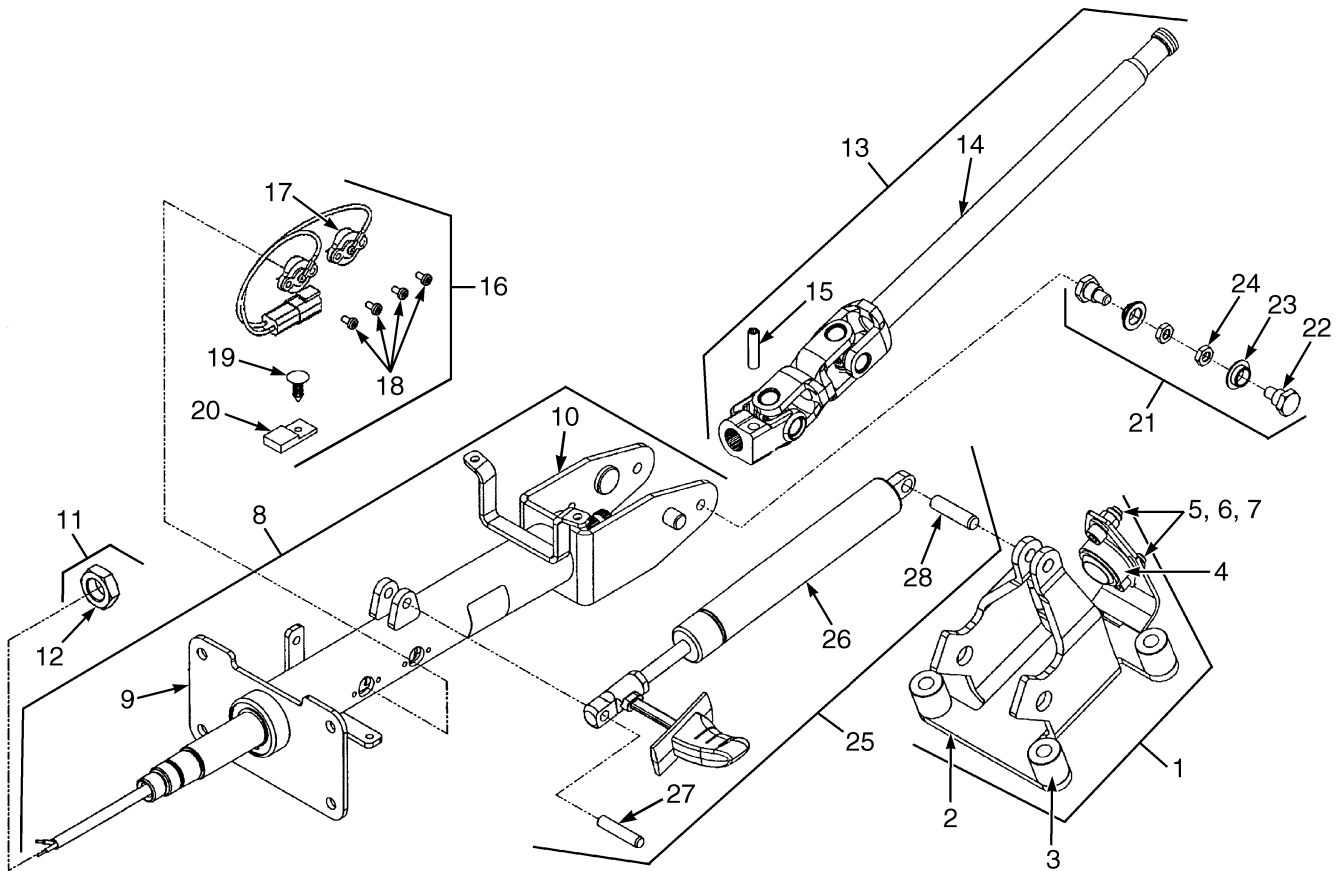


HP220445

**STEERING COLUMN ASSEMBLY
NON-ISOLATED – LPG**

ITEM	PART NO.	DESCRIPTION	QTY
	4023450	Steering Column (Gasoline and LPG)	1
1	1562509	Kit-Support (Gasoline and LPG)	1
2	Support	1
3	Spacer (Gasoline and LPG Only)	4
4	Joint	1
5	Nut	2
6	Washer	2
7	Screw	2
8	4028642	Kit (Shaft Upper)	1
9	Shaft Assembly (Upper)	1
10	Housing Assembly	1
11	1562492	Kit-Nut	1
12	Nut	2
13	1562493	Kit-Shaft (Lower)	1
14	Shaft Assembly (Lower)	1
15	Pin	1
16	1562496	Kit-Contact	1
17	Contact Assembly (Horn)	1
18	Screw	4
19	Fastener	1
20	Connector	1
21	1562501	Kit-Pivot (Lower)	1
22	Bolt (Pivot)	2
23	Bushing	2
24	Nut	2
25	1562505	Kit-Gas Spring	1
26	Gas Spring	1
27	Pin	1
28	Pin	1

STEERING COLUMN ASSEMBLY (FIGURE 9-4) ISOLATED, DIESEL

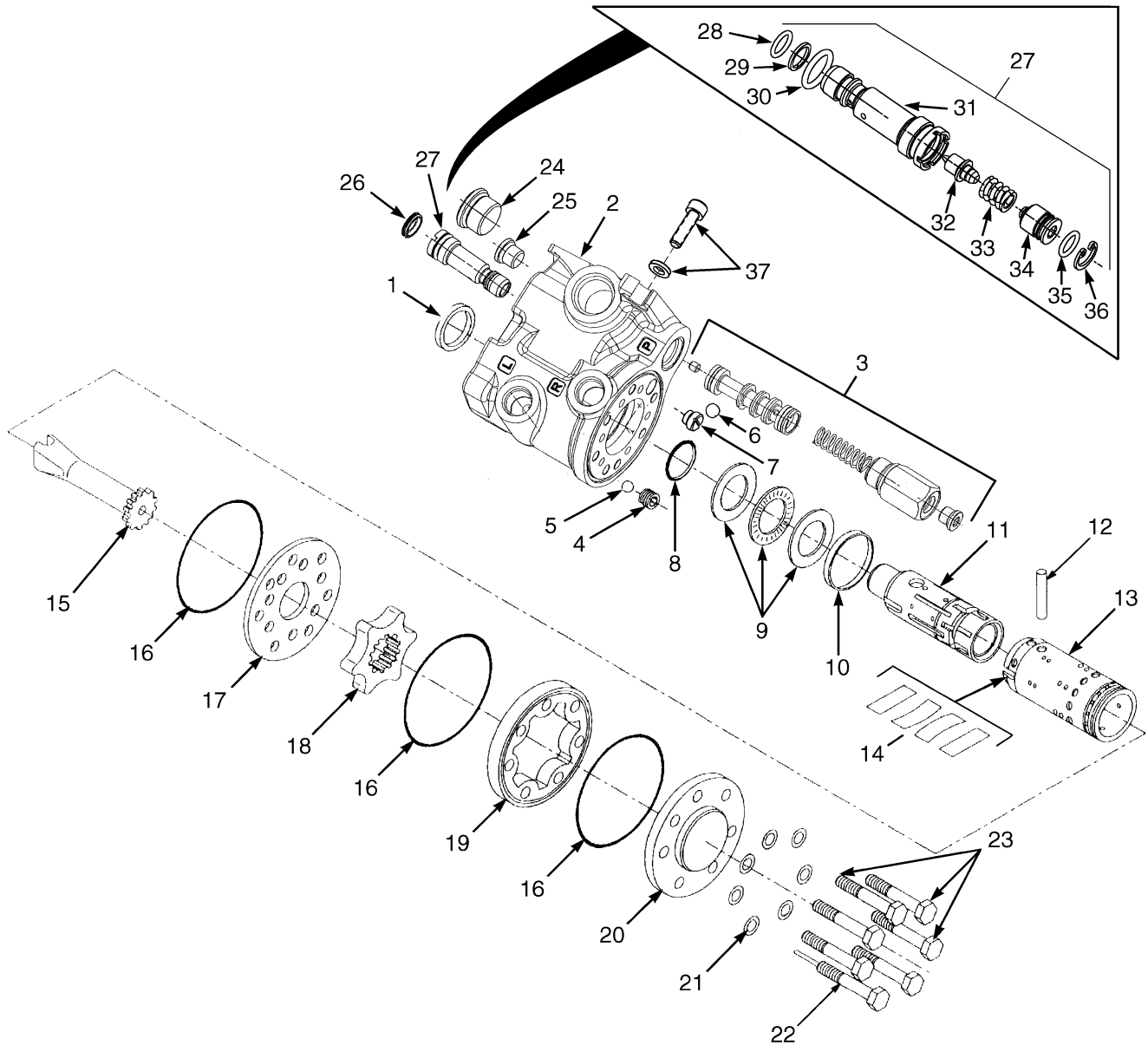


BP220224

**STEERING COLUMN ASSEMBLY
ISOLATED, DIESEL**

ITEM	PART NO.	DESCRIPTION	QTY
	4611791	Steering Column	1
1	4038672	Kit-Support	1
2	Support	1
3	Spacer	4
4	Joint	1
5	Nut	2
6	Washer	2
7	Screw	2
8	4038673	Kit-Shaft (Upper)	1
9	Shaft Assembly (Upper)	1
10	Housing Assembly	1
11	4038674	Kit-Nut	1
12	Nut	2
13	4038675	Kit-Shaft (Lower)	1
14	Shaft Assembly (Lower)	1
15	Pin	1
16	4038676	Kit-Contact	1
17	Contact Assembly (Horn)	1
18	Screw	4
19	Fastener	1
20	Connector	1
21	4038677	Kit Pivot (Lower)	1
22	Bolt (Pivot)	2
23	Bushing	2
24	Nut	2
25	4038678	Kit-Gas Spring	1
26	Gas Spring	1
27	Pin	1
28	Pin	1

STEERING CONTROL UNIT (FIGURE 9-5)

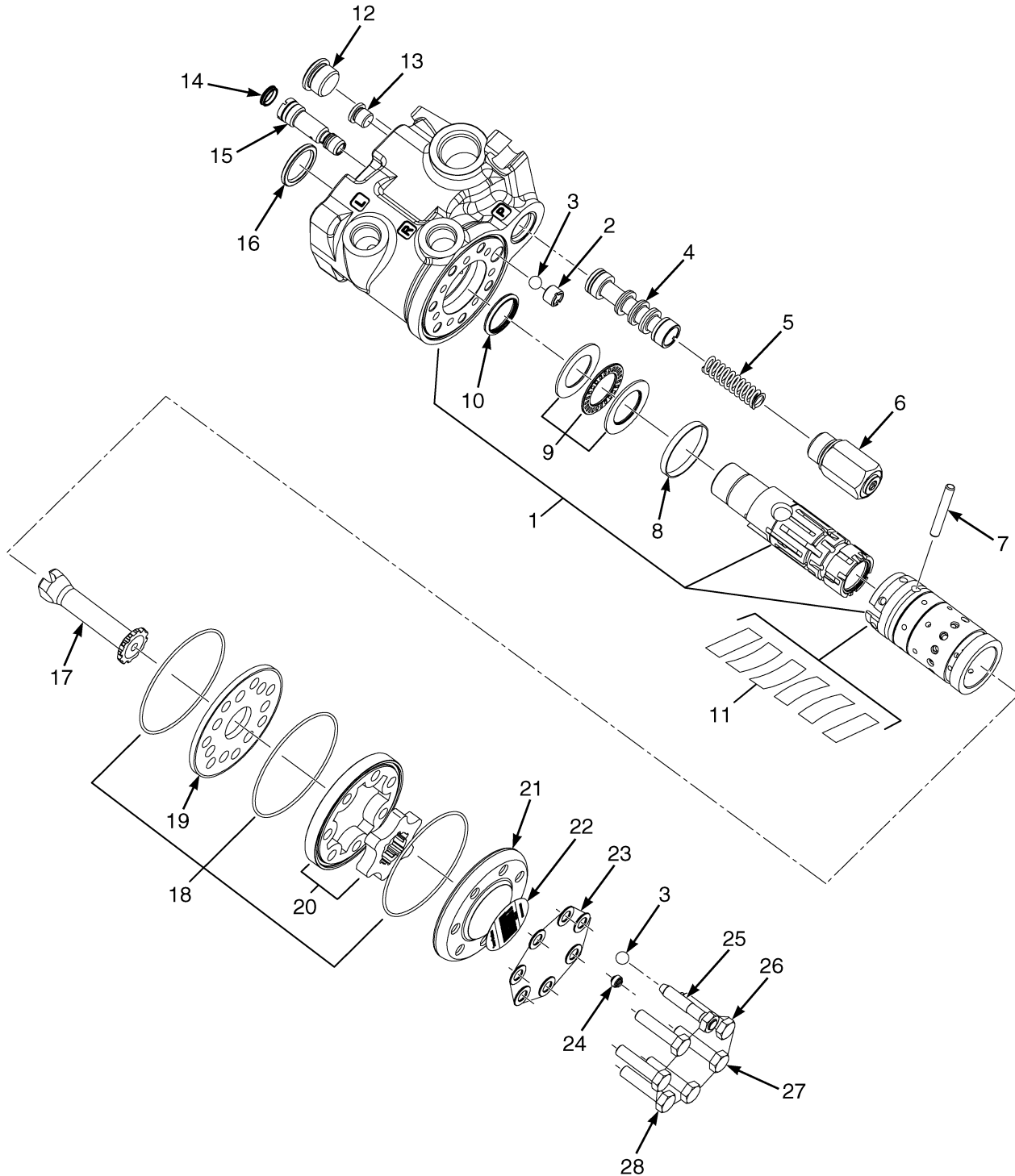


BP220056

STEERING CONTROL UNIT

ITEM	PART NO.	DESCRIPTION	QTY
	2063117	Steering Control Unit (H2.0-3.0FT)	1
	2063118	Steering Control Unit (H3.5FT)	1
1	Dust Seal	1
2	Housing	1
3	Relief Valve	1
4	Bushing	1
5	Check Ball	1
6	Check Ball	1
7	Seat	1
8	O-Ring	1
9	Bearing Set	1
10	Ring	1
11	Spool	1
12	Pin	1
13	Sleeve	1
14	Spring Set	1
15	Shaft	1
16	O-Ring	3
17	Plate	1
18	Gear Set	1
19	Gear Ring	1
20	Cover	1
21	Washer	7
22	Special Screw	2
23	Capscrew	5
24	Priority Valve Plug	1
25	Diagnostic Plug (Supply Pressure)	1
26	Cap	1
27	System Relief Valve	1
28	O-Ring	1
29	Back-Up Ring	1
30	O-Ring	1
31	Cartridge	1
32	Seat	1
33	Spring	1
34	Plug	1
35	Anti-Tamper Ring	1
36	Snap Ring	1
37	1581858	Kit-Capscrew	1
	1579908	Kit-Seal (Steering Control Unit)	1

STEERING CONTROL UNIT (FIGURE 9-6) VARIABLE DISPLACEMENT

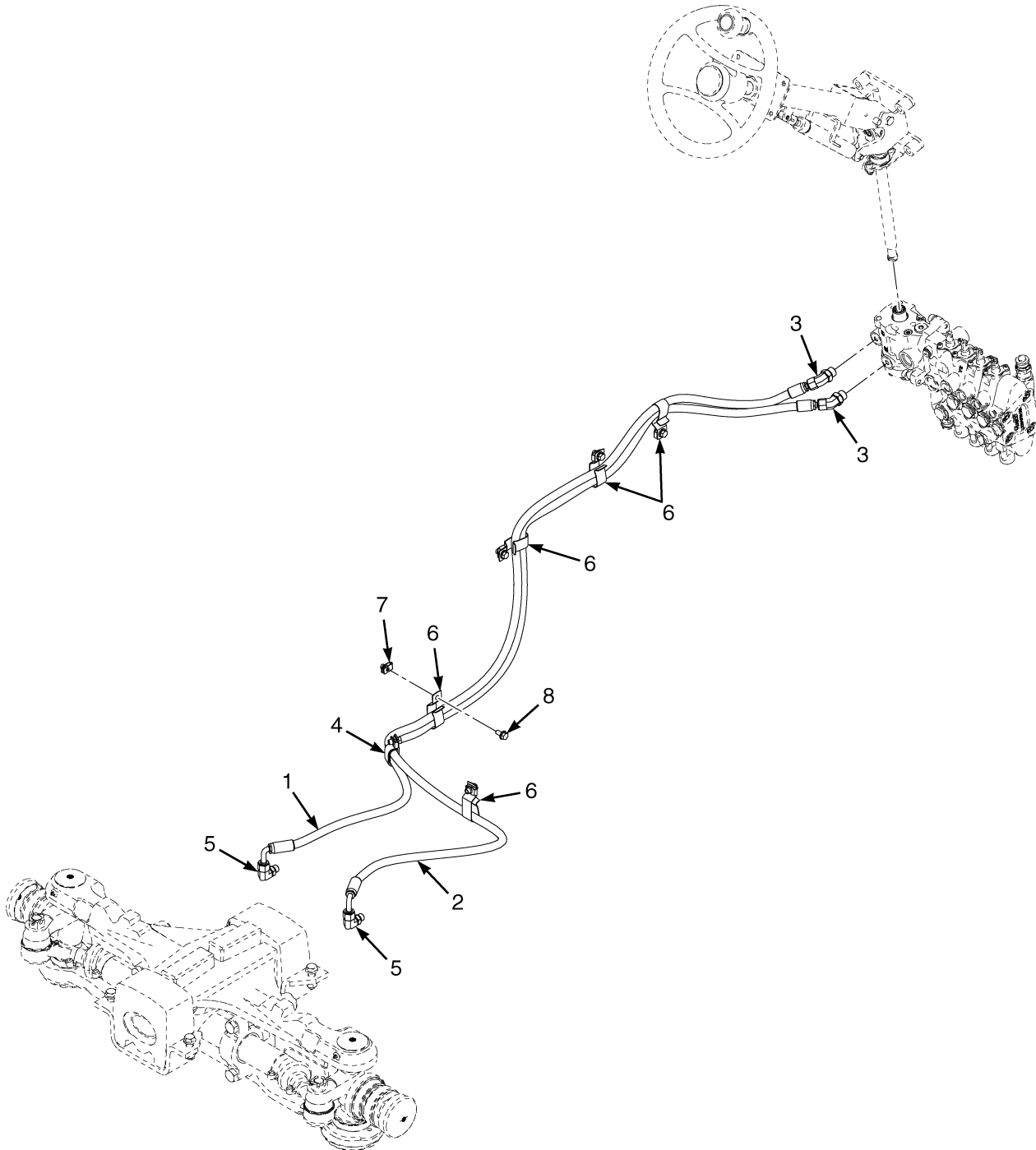


BP220325

**STEERING CONTROL UNIT
VARIABLE DISPLACEMENT**

ITEM	PART NO.	DESCRIPTION	QTY
	4608005	Steering Control Unit	1
1	Housing Spool and Sleeve	1
2	Bushing	1
3	Ball	2
4	Spool	1
5	Spring	1
6	Plug	1
7	Pin	1
8	Ring	1
9	Bearing Assembly	1
10	O-Ring	1
11	Set of Springs	1
12	Plug	1
13	Plug	1
14	Plug	1
15	Relief Valve	1
16	Dust Seal	1
17	Shaft	1
18	O-Ring	3
19	Distributor Plate	1
20	Gear Wheel Set	1
21	End Cover	1
22	Name Plate	1
23	Washer	7
24	Check Valve	1
25	Screw with Pin	1
26	Screw	1
27	Screw	1
28	Screw	4
	1579908	Kit-Seal (Steering Control Unit)	1

STEERING LINES (FIGURE 9-7)

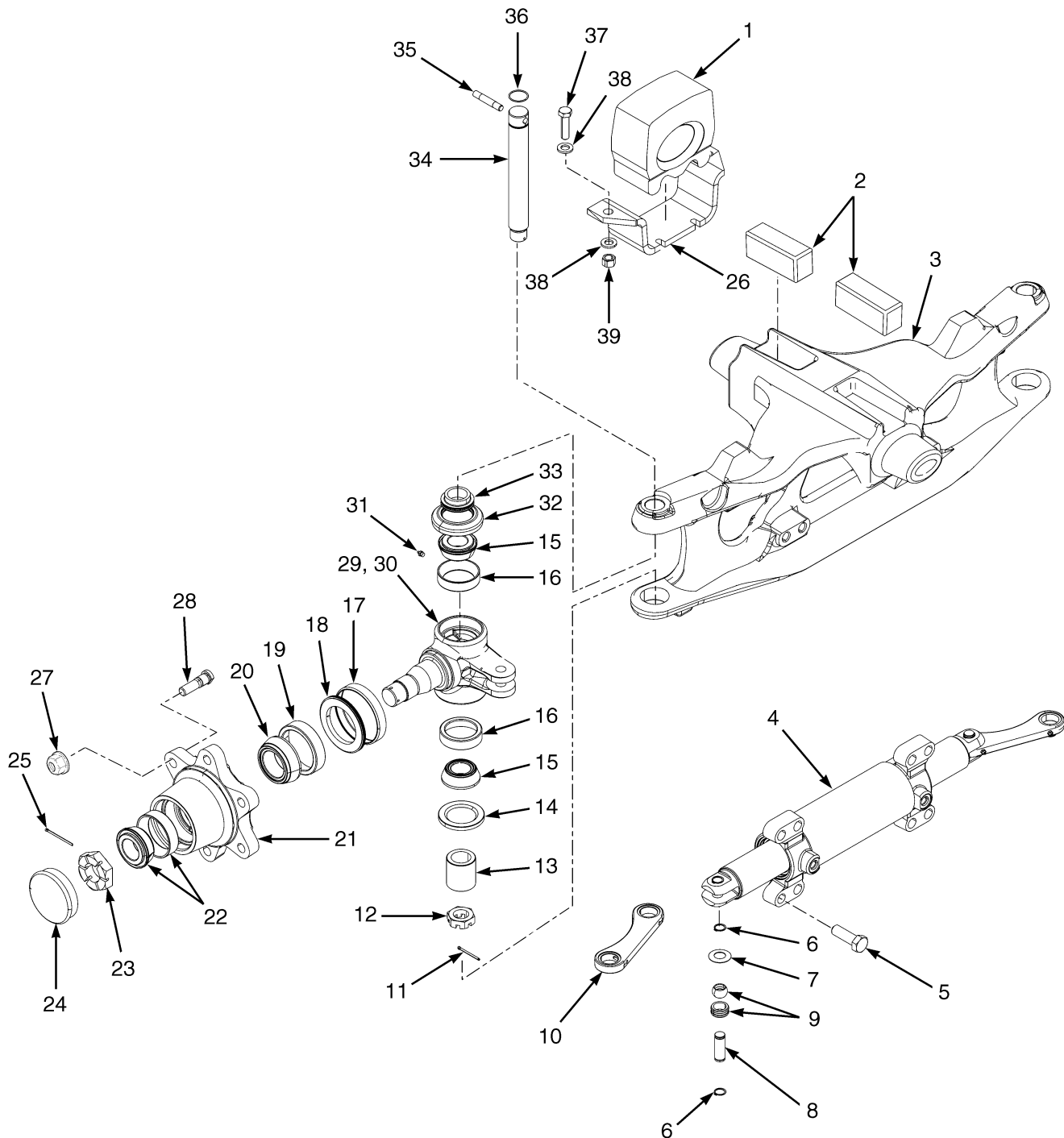


BP220312

STEERING LINES

ITEM	PART NO.	DESCRIPTION	QTY
1	2104068	Hose Assy (H2.0-3.0FT)	1
1	2104070	Hose Assy (H3.5FT)	1
2	2103497	Hose Assy (H2.0-3.0FT)	1
2	2104069	Hose Assy (H3.5FT)	1
3	4022958	Fitting	2
4	110322	Clamp	1
4	203230	Clamp (Optional)	1
5	1487063	Fitting	2
6	1544157	Clip	5
7	1480237	Nut	6
8	4109993		
	1527879	Capscrew	6

STEER AXLE (FIGURE 9-8)

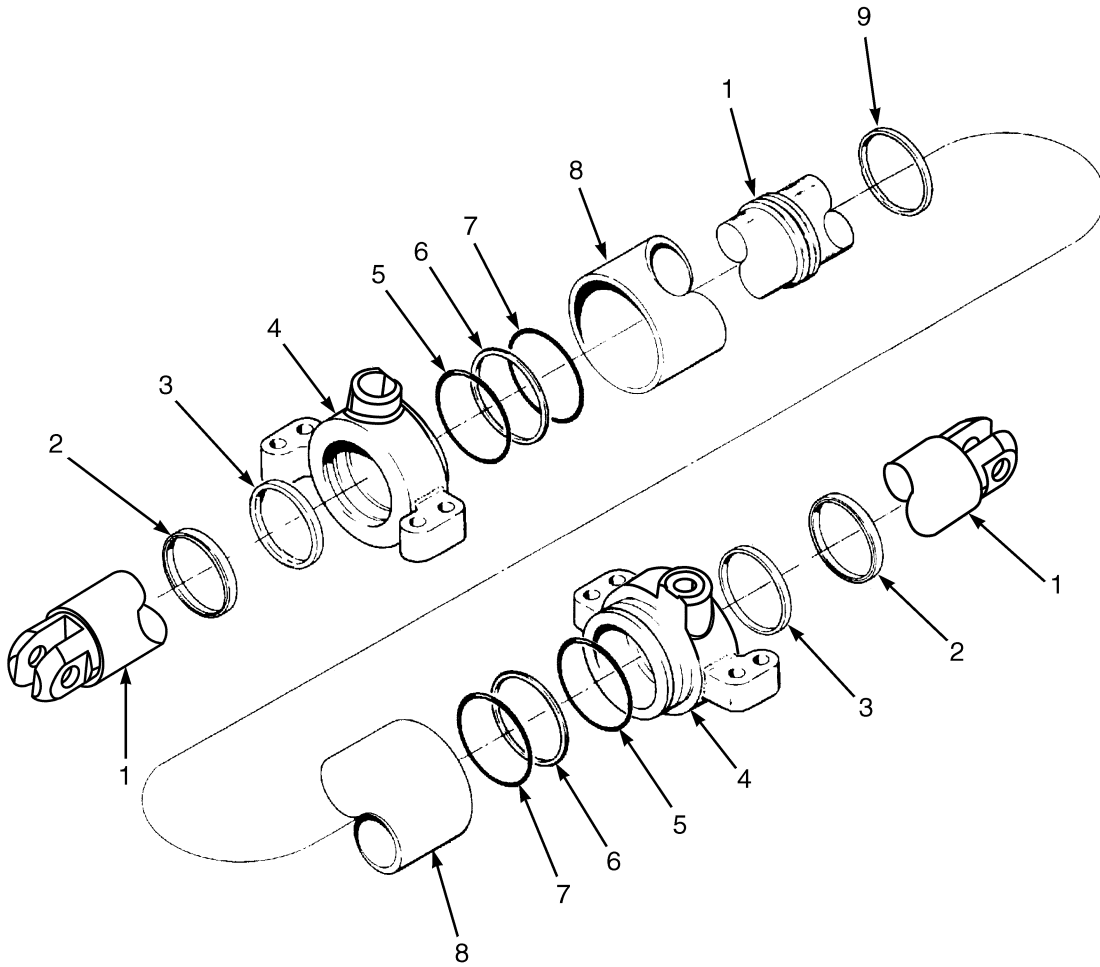


BP220311

STEER AXLE

ITEM	PART NO.	DESCRIPTION	QTY
1	1525354	Rubber Mount	2
2	1388838	Rubber Mount	2
3	1537400	Steering Axle	1
4	2071096	Steering Cylinder (☞ Figure 9-9).....	1
5	293686	Capscrew	8
6	58903	Snap Ring	8
7	300752	Spherical Washer	8
8	1568271	Pin	4
9	300751	Bushing	4
10	381298	Tie Rod	2
11	15225	Cotter Pin	2
12	249289	Nut	2
13	300766	Sleeve	2
14	98525	Oil Seal	2
15	156195	Bearing Cone	4
16	156194	Bearing Cup	4
17	164639	Wear Sleeve	2
18	44542	Seal	2
19	163970	Bearing Cup	2
20	30273	Bearing Cone	2
21	1537667	Hub	2
22	1375469	Bearing Set	2
22	4006722	Bearing Set (Optional)	1
23	1383777	Nut	2
24	69029	Cap	2
25	15227	Cotter Pin	2
26	1543254	Plate	2
27	1517836	Wheel Nut	12
28	1502276	Wheel Stud	12
29	1310599	Spindle (LH)	1
30	1315425	Spindle (RH)	1
31	13957	Grease Fitting	6
32	264973	Seal	2
33	300767	Spacer	2
34	300765	King Pin	2
35	226986	Pin	2
36	39352	O-Ring	2
37	293648	Capscrew	4
38	320161	Washer	8
39	300937	Nut	4
	1374815	Bearing Set	4
	4006720	Bearing Set (Optional)	4
	4006667	Bearing Set	2
	4006721	Bearing Set (Optional)	2

STEER CYLINDER (FIGURE 9-9)

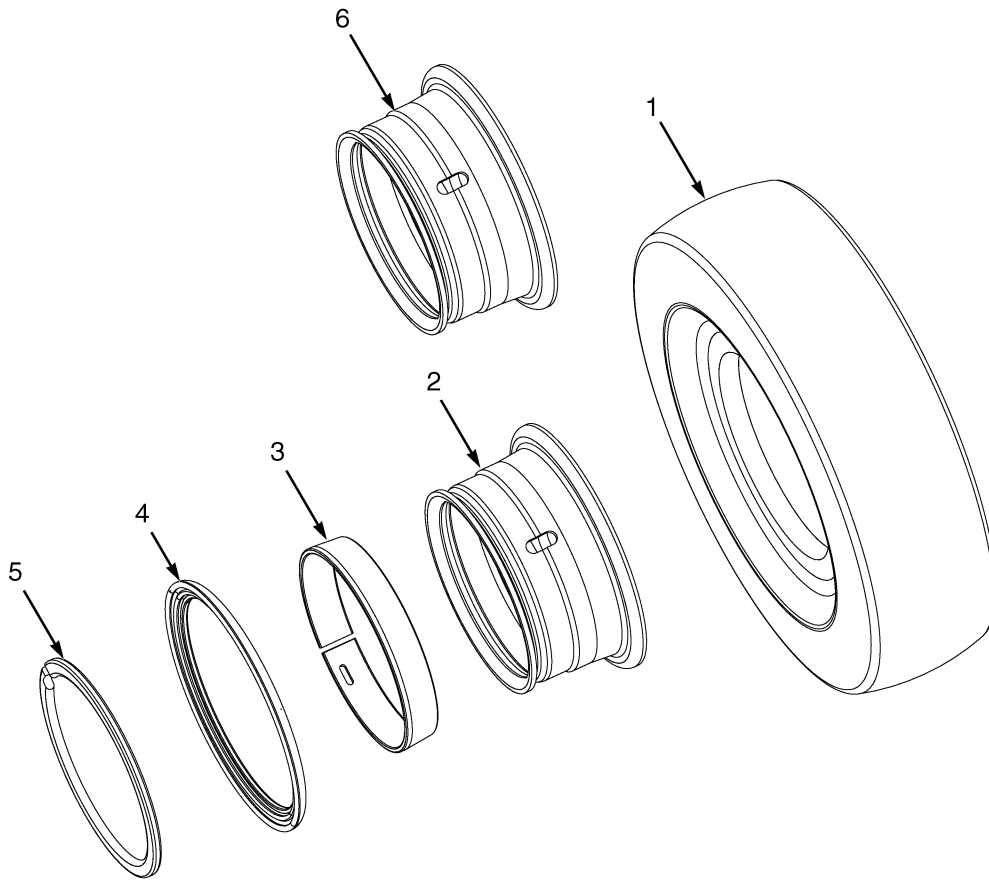


BP220070

STEER CYLINDER

ITEM	PART NO.	DESCRIPTION	QTY
	2071096	Steering Cylinder	1
1	375634	Cylinder Rod	1
2	2071094	Rod Wiper	2
3	1380092	Rod Seal	2
4	1561008	End Cap	1
5	268619	O-Ring	2
6	147973	Back-Up Ring	2
7	118358	O-Ring	2
8	375635	Tube Wldmt-Cylinder	1
9	2044371	Piston Seal	1
	1566700	Kit-Seal	1

STEER TIRES AND WHEELS (FIGURE 9-10)
H2.0-2.5FT (6.00 X 9.00)

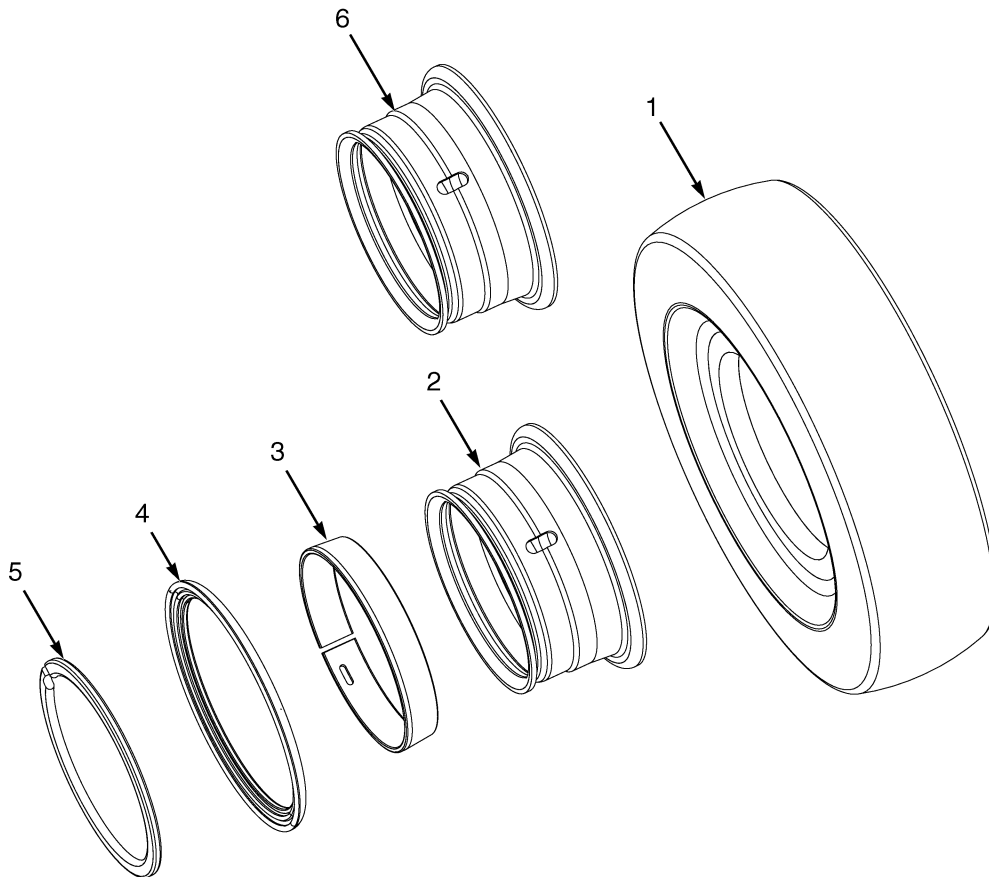


HP070092

STEER TIRES AND WHEELS
H2.0-2.5FT (6.00 X 9.00)**KEY:****A: 6.00 x 9.00 Pneumatic****B: 6.00 x 9 Radial****C: 6.00 x 9-12 PR****D: 6.00 x 9 Snap-On Tire**

ITEM	PART NO.	DESCRIPTION	QTY			
			A	B	C	D
1	1543059	Tire	2	..	2	..
1	1543062	Solid Pneumatic Tire	2
1	1603491	Solid Pneumatic Tire (Non-Marking Compound)	2
1	1471837	Pneumatic Tire Assembly (6.0 R9 PR)	2
1	1358177	Pneumatic Tire (Michelin XZM)	2
1	1471921	Tubeless Bead Seal Valve	1
1	1462615	Tubeless Bead Seal	1
1	4029268	Tire Assembly (Conti RT20)	2
1	4029455	Tire	1
1	4029480	Seal (Tubeless Sealing Ring)	1
2	2070081	Rim (4.00 x 9)	2	2	2	..
3	1584693	Wedge Band	1	1	1	..
4	161885	Wheel Side Ring	1	1	1	..
5	161884	Wheel Lock Ring	1	1	1	..
6	2070083	Rim	2

STEER TIRES AND WHEELS (FIGURE 9-11) H2.0-3.5FT (6.50 X 10)



HP070092

STEER TIRES AND WHEELS
H2.0-3.5FT (6.50 X 10)

KEY:

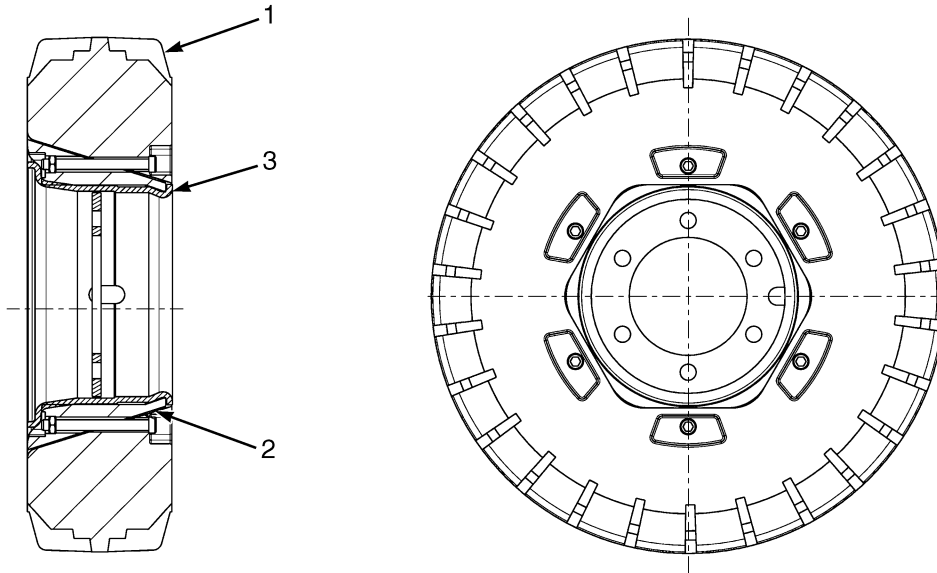
A: 6.50 R10 Radial

B: 6.50 x 10-12PR

C: 6.50 x 10 Snap-On Tire

ITEM	PART NO.	DESCRIPTION	QTY		
			A	B	C
1	1539639	Solid Pneumatic Tire	2
1	1603493	Solid Pneumatic Tire (Non Marking Compound)	2
1	1544232	Pneumatic Tire (6.50 x 10-12PR)	2	..
1	1471832	Pneumatic Tire Assembly (6.5 R10 PR)	2
1	1462616	Tubeless Bead Seal	1
1	1358178	Pneumatic Tire (Michelin XZM 6.50 R10)	1
1	1471922	Tubeless Bead Seal Valve	1
1	4029269	Tire Assembly (Conti RT20)	2
1	4029456	Tire	1
1	4029481	Seal (Tubeless Sealing Ring)	1
2	2067044	Wheel Assy (5.00 x 10)	2	2	..
3	1580427	Wedge Band	1	1	..
4	1580426	Wheel Side Ring	1	1	..
5	161894	Wheel Lock Ring	1	1	..
6	2067045	Rim	2

STEER TIRE AND WHEEL (FIGURE 9-12) CSEASY SC20 (6.00-9)



BP070140

ITEM	PART NO.	DESCRIPTION	QTY
1	4030287	Solid Pneumatic Tire (6.00-9)	2
1	4030293	Solid Pneumatic Tire (6.00-9, Non-Marking)	2
2	a 4030299	Adapter Assembly	2
3	2070083	Rim	2

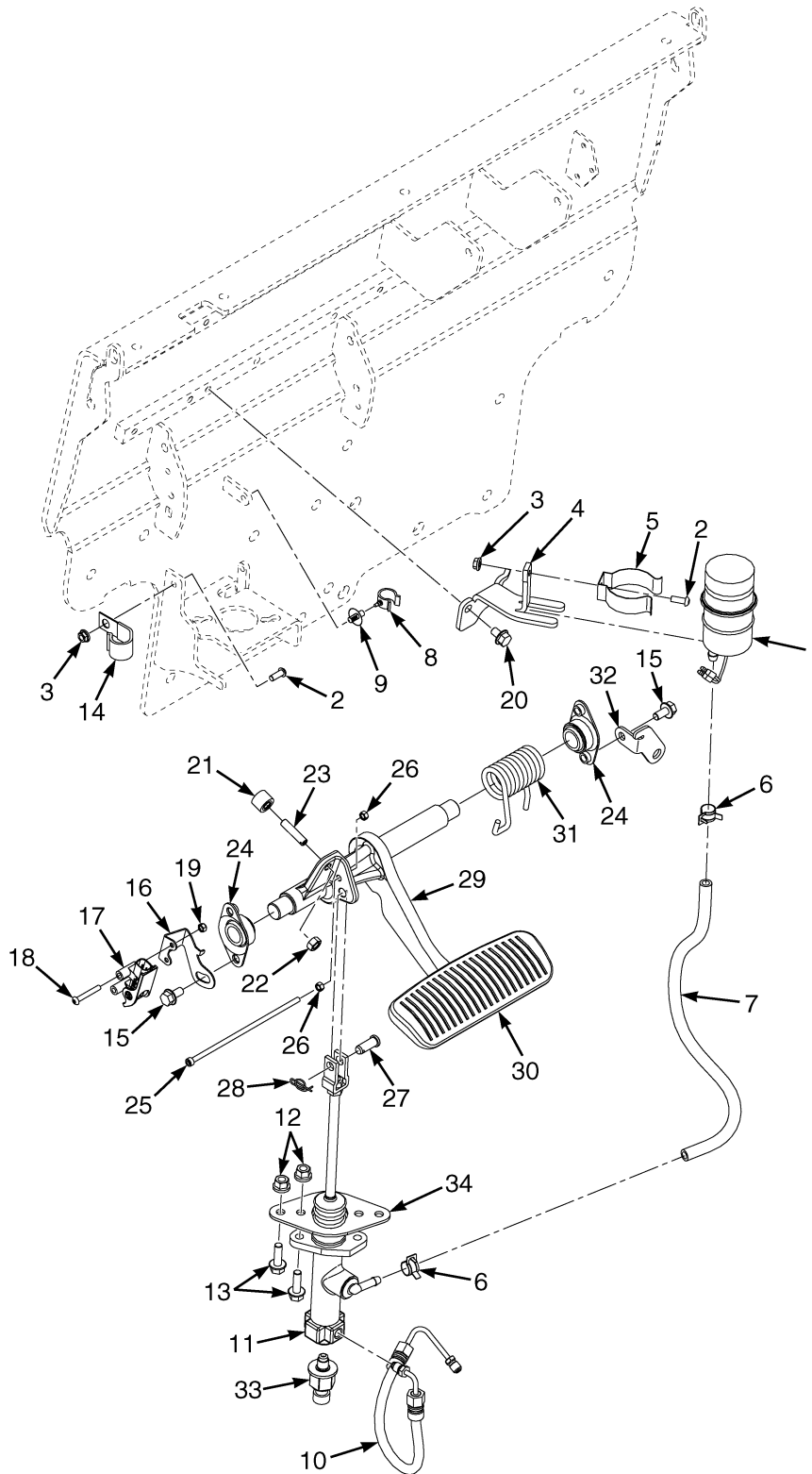
FOOTNOTES:

a Includes compression pad, capscrews and nuts

**SECTION 10
BRAKE SYSTEM**

DESCRIPTION	PAGE
BRAKE ASSEMBLY	
DRY BRAKE	10-6
BRAKE COOLING SYSTEM	
SINGLE AND DUAL PEDAL WET BRAKE - WITH DUAL SPEED TRANSMISSION	10-10
SINGLE AND DUAL PEDAL WET BRAKE - WITH SINGLE SPEED TRANSMISSION	10-12
BRAKE LINKAGE	
DUAL PEDAL - DRY BRAKE	10-4
DUAL PEDAL - WET BRAKE	10-16
SINGLE PEDAL - DRY BRAKE	10-2
SINGLE PEDAL - WET BRAKE	10-14
BRAKE MASTER CYLINDER ASSEMBLY	
DRY BRAKE	10-9
WET BRAKE	10-18
PARK BRAKE ASSEMBLY	10-20

BRAKE LINKAGE (FIGURE 10-1) SINGLE PEDAL — DRY BRAKE



BP040238

**BRAKE LINKAGE
SINGLE PEDAL – DRY BRAKE**

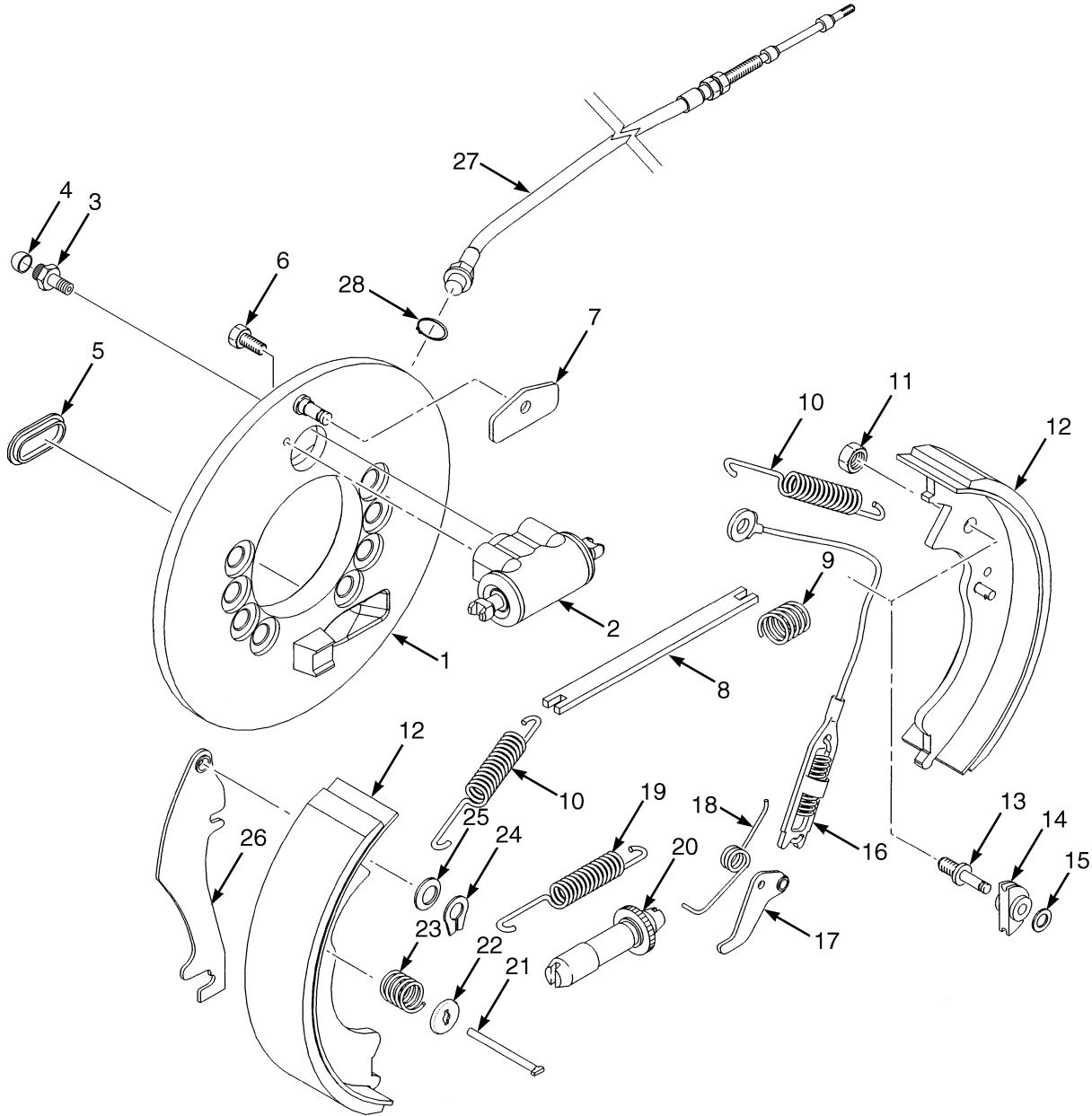
ITEM	PART NO.	DESCRIPTION	QTY
1	2314223	Reservoir	1
1	2021341	Cap	1
1	2077604	Tank	1
1	2021343	Packing	1
2	1510126	Screw (Button Head)	2
3	1514429	Nut	2
4	1699992	Mount	1
5	2021353	Holder	1
6	1502003	Hose Clamp	2
7	1531569	Hose	1
8	1543698	Clamp (Swivel)	1
9	1543842	Clamp	1
10	2059937	Hose Assy	1
11	1536724	Master Cylinder (☞ Figure 10-4).....	1
12	1544153	Locknut	4
13	1510113	Capscrew	4
14	325897	Clamp	1
15	4109993		
	1527879	Capscrew	2
16	1688503	Mount	1
17	1683486	Sensor (Brake Position)	1
18	1701768	Screw	2
19	302398	Locknut	2
20	4011940	Capscrew	1
21	1556475	Bumper	1
22	239503	Nut	1
23	1534871	Bolt	1
24	1585575	Bushing	2
25	1704902	Capscrew	1
26	292668	Nut	2
27	1375391	Pin (Rod End)	1
28	1351689	Locking Cotter Pin	1
29	1707008	Brake Pedal	1
30	1570298	Rubber Pad	1
31	1568075	Spring (RH)	1
32	4053949	Plate	1
33	1590033	Transducer (Brake Pressure)	1
34	4014682	Adapter (Master Cylinder)	1
	2064554	Loctite	1

**BRAKE LINKAGE
DUAL PEDAL – DRY BRAKE**

ITEM	PART NO.	DESCRIPTION	QTY
1	2314223	Reservoir	1
1	2021341	Cap	1
1	2077604	Tank	1
1	2021343	Packing	1
2	1510126	Screw (Button Head)	2
3	1514429	Nut	2
4	1699992	Mount	1
5	2021353	Holder	1
6	1502003	Hose Clamp	2
7	1531569	Hose	1
8	1543698	Clamp (Swivel)	1
9	1543842	Clamp	1
10	2059937	Hose Assy	1
11	1536724	Master Cylinder (☞ Figure 10-4).....	1
12	1544153	Locknut	4
13	1510113	Capscrew	4
14	325897	Clamp	1
15	4109993		
	1527879	Capscrew	2
16	1688503	Mount	1
17	1683486	Sensor (Brake Position)	1
18	1701768	Screw	2
19	302398	Locknut	2
20	4011940	Capscrew	1
21	1556475	Bumper	1
22	239503	Nut	1
23	1534871	Bolt	1
24	1585575	Bushing	2
25	1704901	Capscrew	1
26	292668	Nut	2
27	1375391	Pin (Rod End)	1
28	1351689	Locking Cotter Pin	1
29	244540	Bushing	2
30	1701771	Inching Pedal (Left Hand)	1
31	1568253	Crank	1
32	1568077	Spring (LH)	1
33	1568076	Spring (RH)	1
34	206	Woodruff Key	1
35	12929	Snap Ring	1
36	1568256	Brake Pedal (RH)	1
37	1570300	Pad	1
38	4053949	Plate	1
39	1590033	Transducer (Brake Pressure)	1
40	4014682	Adapter (Master Cylinder)	1
	a 2111171	Wire Harness (Jumper) (Position Sensor/Cowl Harness)	1
	2064554	Loctite	1

FOOTNOTES:**a** Not Illustrated

BRAKE ASSEMBLY (FIGURE 10-3) DRY BRAKE



BP040047

**BRAKE ASSEMBLY
DRY BRAKE**

KEY:
A: RH
B: LH

ITEM	PART NO.	DESCRIPTION	QTY	
			A	B
	1579455	Brake Assembly (With Cable and Dust Shield)	1	..
	1579454	Brake Assembly (With Cable and Dust Shield)	1
	1606086	Brake Assembly (Without Cable)	1	..
	1606085	Brake Assembly (Without Cable)	1
1	1606088	Backplate	1	..
1	1606087	Backplate	1
2	1565290	Wheel Cylinder	1	1
2	1334647	Kit-Repair Wheel Cylinder	1	1
3	1361503			
	4098513	Bleeder Screw	1	1
4	1361504	Cap	1	1
5	1334642	Cover	1	1
6	1565303	Bolt	2	2
7	2037343	Wear Plate	1	1
8	1360796	Strut	1	..
8	1361507	Strut	1
9	1360797	Spring	1	1
10	Spring	1	1
11	Nut	1	1
12	1565314	Kit-Brake Shoe	1	..
12	1565313	Kit-Brake Shoe	1
13	Pin	1	1
14	1334644	Sheave	1	1
15	1361500	Washer	1	1
16	Cable and Spring Assembly	1	1
17	2037518	Lever	1	..
17	2037517	Lever	1
18	Spring	1	1
19	2037340	Spring	1	1
20	1600492	Adjuster	1	..
20	1600491	Adjuster	1
21	2037323	Pin	1	1
22	2037341	Cup	1	1
23	Spring	1	1
24	1338916	Retainer	1	1
25	1338917	Washer	1	1
26	Park Brake Lever	1	1
27	1565305	Parking Brake Cable	1	..
27	1600493	Parking Brake Cable	1
28	1361502	Snap Ring	1	1
	1565316	Kit-Spring	1	1
	1565310	Kit-Adjuster (RH)	1	..
	1565309	Kit-Adjuster (LH)	1
	1565311	Kit-Repair Parking Brake (LH)	1
	1565312	Kit-Park Brake (RH)	1	..

BRAKE ASSEMBLY DRY BRAKE

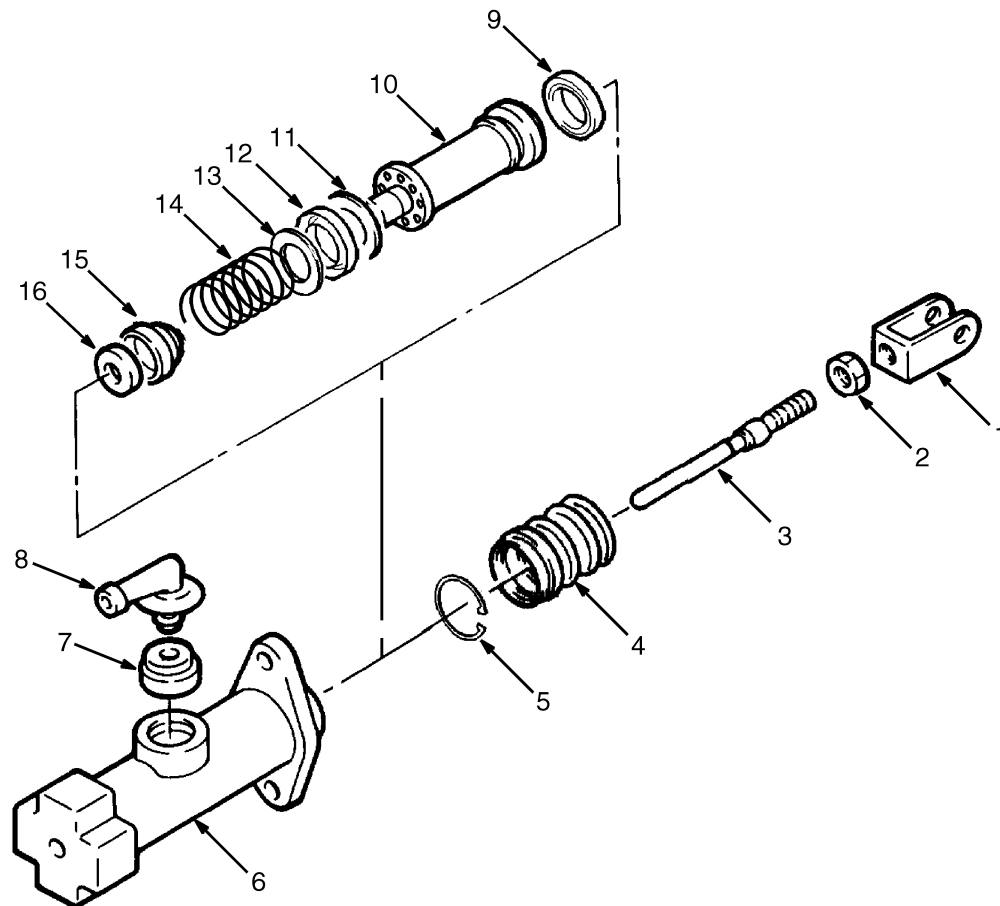
KEY:

A: RH

B: LH

ITEM	PART NO.	DESCRIPTION	QTY	
			A	B
	1565315	Kit-Hold Down	1	1

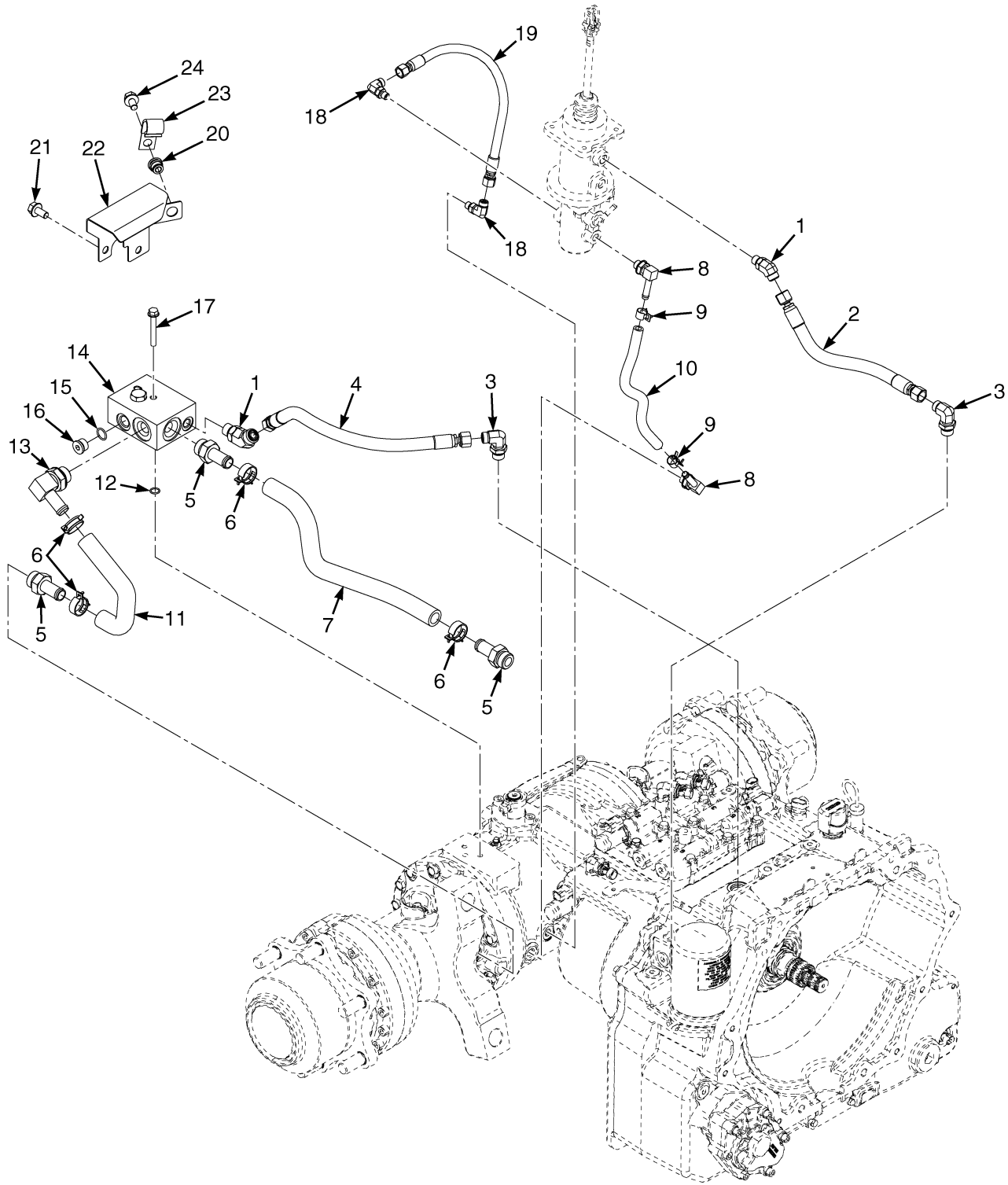
**BRAKE MASTER CYLINDER ASSEMBLY (FIGURE 10-4)
DRY BRAKE**



BP040123

ITEM	PART NO.	DESCRIPTION	QTY
	1536724	Master Cylinder	1
1	2041520	Yoke	1
2	1566142	Nut	1
3	1566141	Push Rod	1
4	Boot	1
5	Snap Ring	1
6	Housing	1
7	1566144	Gasket	1
8	1566143	Fitting	1
9	Seal	1
10	Piston	1
11	Spacer	1
12	Piston Cup	1
13	Retainer	1
14	Spring	1
15	Check Valve	1
16	Valve Seat	1
	1566131	Kit-Repair Master Cylinder	1

BRAKE COOLING SYSTEM (FIGURE 10-5) SINGLE AND DUAL PEDAL WET BRAKE — WITH DUAL SPEED TRANSMISSION

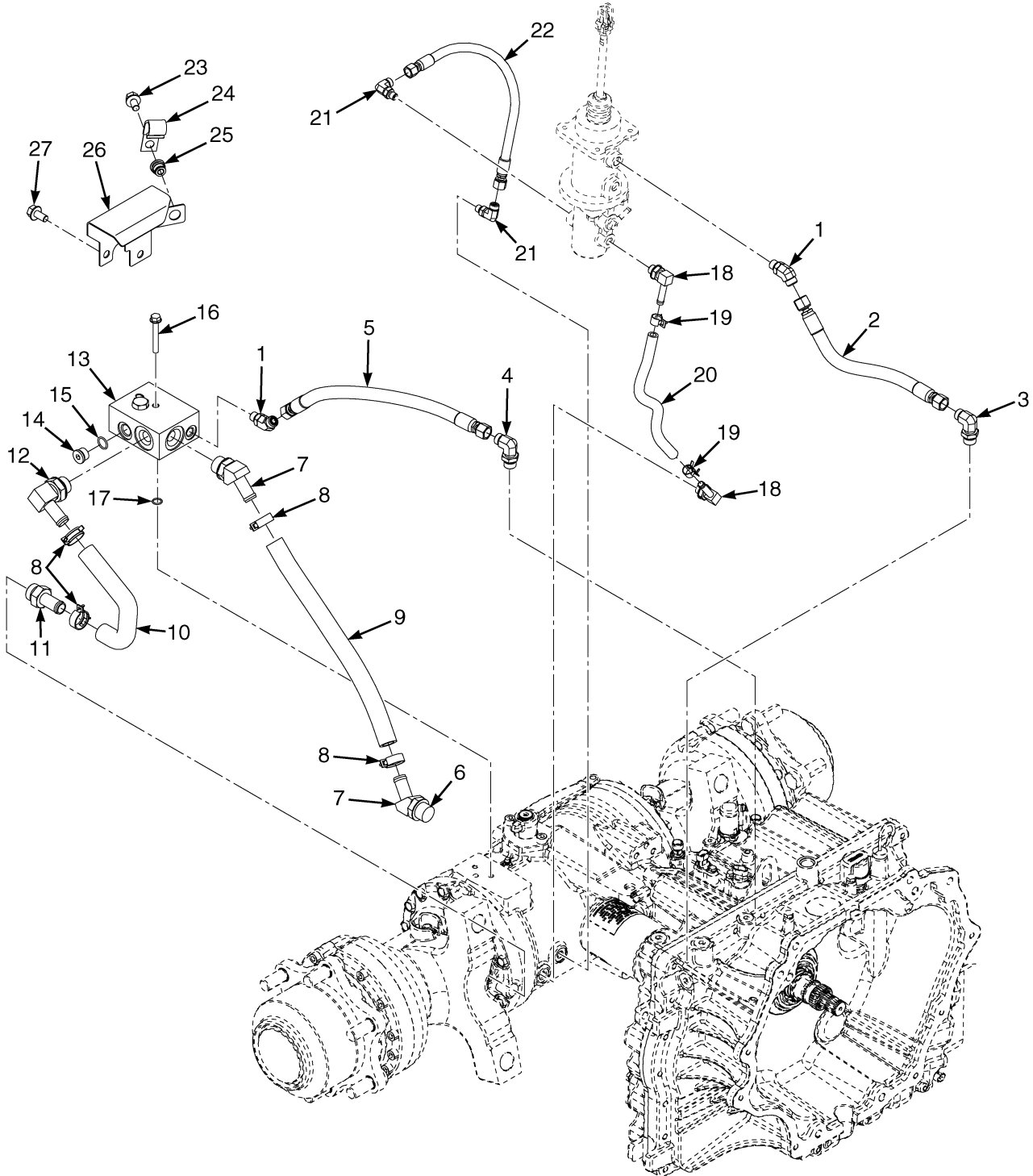


BP040180

BRAKE COOLING SYSTEM
SINGLE AND DUAL PEDAL WET BRAKE – WITH DUAL SPEED TRANSMISSION

ITEM	PART NO.	DESCRIPTION	QTY
1	1516199	Fitting	2
1	16483	O-Ring	2
1	265787	O-Ring	2
2	2095227	Hose Assy (Torque Converter to Master Cylinder)	1
3	1487061	Fitting	2
3	265787	O-Ring	1
3	16484	O-Ring	1
4	2095228	Hose Assy (Torque Converter)	1
5	17758	Fitting	3
5	16486	O-Ring	2
6	1502009	Hose Clamp	4
7	4606207	Hose (Transmission Return)	1
8	17221	Fitting	2
8	16483	O-Ring	1
8	265731	O-Ring	1
9	1569616	Hose Clamp	2
10	2083928	Hose	1
11	2072897	Hose (Coolant)	1
12	265731	O-Ring	1
13	17775	Fitting	2
13	16486	O-Ring	2
14	2083971	Manifold	1
14	1616054	Check Valve	1
15	16483	O-Ring	1
16	1579809		
	222443	Fitting	1
17	1510116	Capscrew	2
18	1487058	Fitting	2
18	16481	O-Ring	2
18	1527813	O-Ring	2
19	2083955	Hose Assy (Brake Actuation)	1
20	1531557	Insert	1
21	4109993		
	1527879	Capscrew	2
22	1588577	Bracket	1
23	325804	Clamp	1
24	1613324	Capscrew	1

BRAKE COOLING SYSTEM (FIGURE 10-6) SINGLE AND DUAL PEDAL WET BRAKE — WITH SINGLE SPEED TRANSMISSION

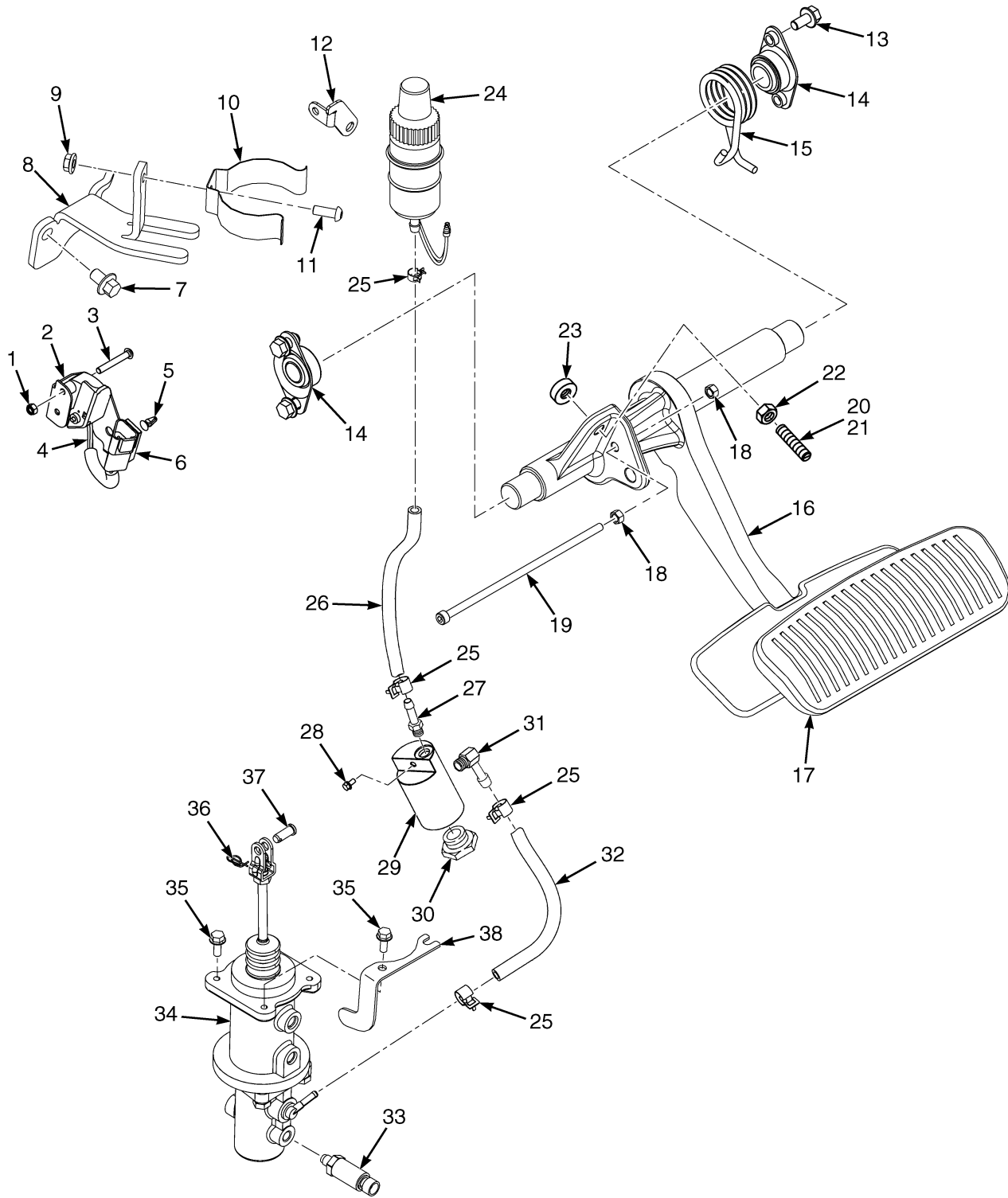


BP040181

BRAKE COOLING SYSTEM
SINGLE AND DUAL PEDAL WET BRAKE – WITH SINGLE SPEED TRANSMISSION

ITEM	PART NO.	DESCRIPTION	QTY
1	1516199	Fitting	2
2	2095227	Hose Assy	1
3	1487062	Fitting	1
4	1487061	Fitting	1
5	2110267	Hose Assy (To Torque Converter)	1
6	4002394	Fitting	1
7	222505	Fitting	2
8	1502009	Hose Clamp	4
9	4612188	Hose Assy	1
10	2072897	Hose (Coolant Wet Disc Brake)	1
11	17758	Fitting	1
11	16486	O-Ring	2
12	17775	Fitting	1
12	16486	O-Ring	2
13	4607793	Manifold	1
14	Fitting	1
15	O-ring	1
16	1510116	Capscrew	2
17	265731	O-Ring	1
18	17221	Fitting	2
19	1569616	Hose Clamp	2
20	2083928	Hose	1
21	1487058	Fitting	2
22	2083955	Hose Assy	1
23	1613324	Capscrew	1
24	325804	Clamp	1
25	1531557	Insert	1
26	1588577	Bracket	1
27	4109993		
	1527879	Capscrew	2

BRAKE LINKAGE (FIGURE 10-7) SINGLE PEDAL — WET BRAKE

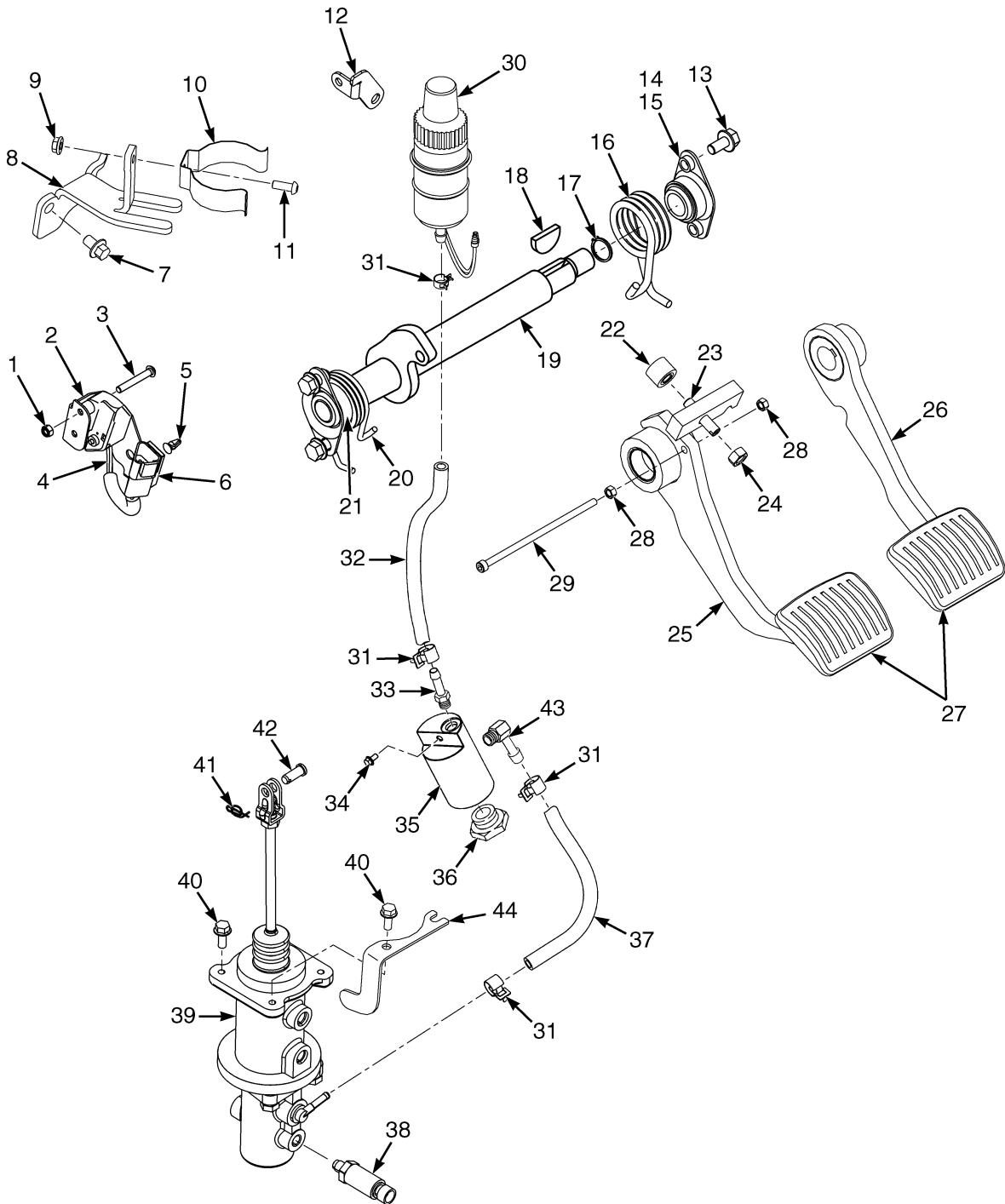


BP040235

**BRAKE LINKAGE
SINGLE PEDAL – WET BRAKE**

ITEM	PART NO.	DESCRIPTION	QTY
1	302398	Locknut	2
2	1688503	Mount	1
3	1553897	Capscrew	2
4	1683486	Sensor (Brake Position)	1
5	1564526	Clip (Key Hole)	1
6	1500912	Clip	1
7	4011940	Capscrew	1
8	1699992	Mount	1
9	1514429	Nut	1
10	2021353	Holder	1
11	1510126	Screw (Button Head)	1
12	4053949	Plate	1
13	4109993		
	1527879	Capscrew	4
14	1585575	Bushing	2
15	1568075	Spring (RH)	1
16	4014374	Brake Pedal	1
17	1570298	Rubber Pad	1
18	292668	Nut	2
19	1704902	Capscrew	1
20	1534871	Bolt	1
21	2064554	Loctite	AR
22	239503	Nut	1
23	1556475	Bumper	1
24	1646439	Reservoir	1
24	2077604	Tank	1
24	1645381	Diaphragm	1
24	1646397	Cap	1
25	166857	Clamp	4
25	168718	Clamp (Optional)	4
26	2092888	Hose	1
27	222491	Fitting	1
27	16481	O-Ring	1
28	1527876	Capscrew	1
29	2092613	Cylinder Block	1
30	233683	Fitting	1
30	16487	O-Ring	1
31	222509	Fitting	1
31	16481	O-Ring	1
32	117989	Hose	1
33	1590033	Transducer (Brake Pressure)	1
34	1703607	Master Cylinder (☞Figure 10-9).....	1
35	1527880	Capscrew	4
36	1351689	Locking Cotter Pin	1
37	1375391	Pin (Rod End)	1
38	1670905	Bracket	1

BRAKE LINKAGE (FIGURE 10-8) DUAL PEDAL — WET BRAKE

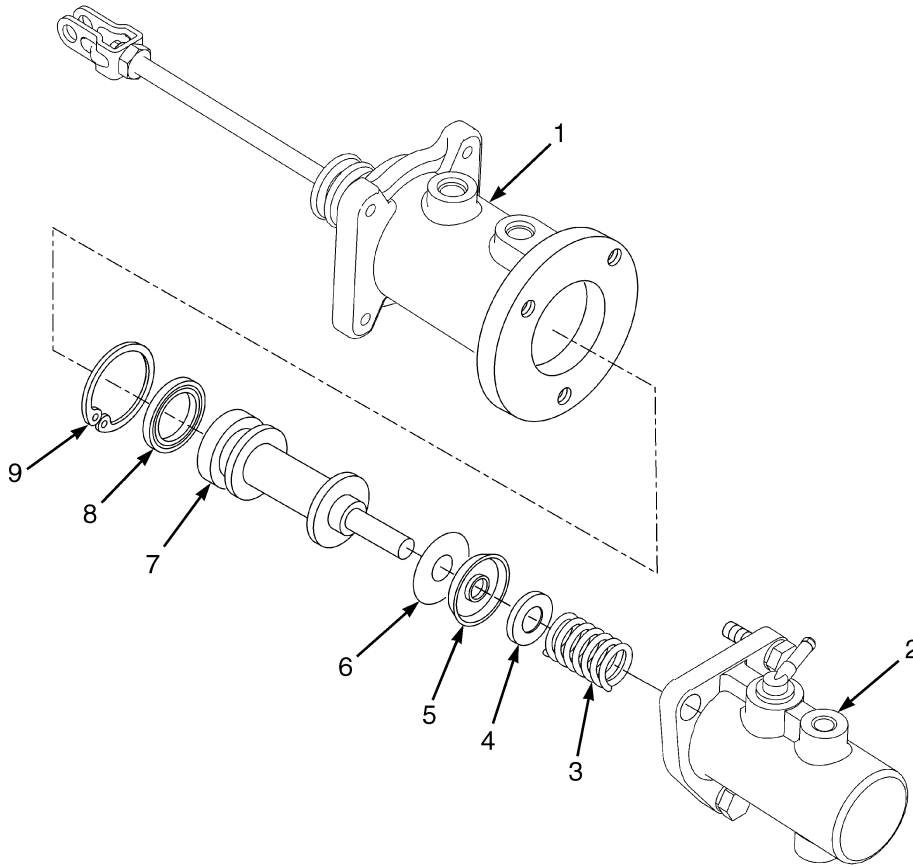


BP040236

**BRAKE LINKAGE
DUAL PEDAL – WET BRAKE**

ITEM	PART NO.	DESCRIPTION	QTY
1	302398	Locknut	2
2	1688503	Mount	1
3	1553897	Capscrew	2
4	1683486	Sensor (Brake Position)	1
5	1564526	Clip (Key Hole)	1
6	1500912	Clip	1
7	4011940	Capscrew	1
8	1699992	Mount	1
9	1514429	Nut	1
10	2021353	Holder	1
11	1510126	Screw (Button Head)	1
12	4053949	Plate	1
13	4109993		
	1527879	Capscrew	4
14	1585575	Bushing	2
15	2064554	Loctite	AR
16	1568076	Spring (RH)	1
17	12929	Snap Ring	1
18	206	Woodruff Key	2
19	1579028	Crank	1
20	1568077	Spring (LH)	1
21	244540	Bushing	2
22	1556475	Bumper	1
23	1534871	Bolt	1
24	239503	Nut	1
25	1701771	Inching Pedal (Left Hand) (Inching)	1
26	1568256	Brake Pedal (RH)	1
27	1570300	Pad	1
28	292668	Nut	2
29	1704901	Capscrew	1
30	1646439	Reservoir	1
31	166857	Clamp	4
31	168718	Clamp (Optional)	4
32	2092888	Hose	1
33	222491	Fitting	1
33	16481	O-Ring	1
34	1527876	Capscrew	1
35	2092613	Cylinder Block	1
36	233683	Fitting	1
36	16487	O-Ring	1
37	117989	Hose	1
38	1590033	Transducer (Brake Pressure)	1
39	1703607	Master Cylinder (☞Figure 10-9).....	1
40	1527880	Capscrew	4
41	1351689	Locking Cotter Pin	1
42	1375391	Pin (Rod End)	1
43	222509	Fitting	1
43	16481	O-Ring	1
44	1670905	Bracket	1

BRAKE MASTER CYLINDER ASSEMBLY (FIGURE 10-9) WET BRAKE



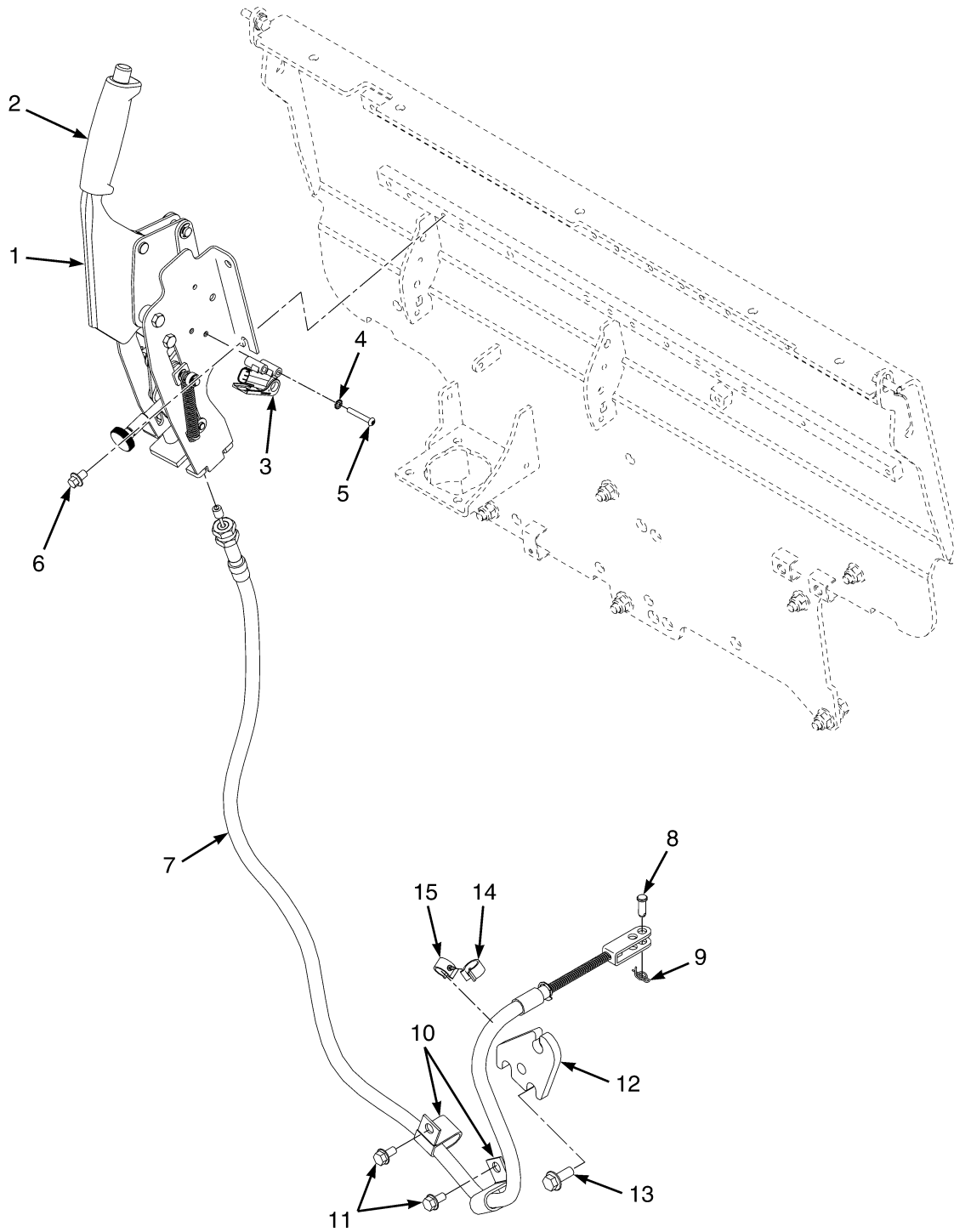
BP040065

ITEM	PART NO.	DESCRIPTION	QTY
	1703607	Master Cylinder (38.1 Bore)	1
1	1670332	Brake Booster	1
1	1692229	Kit-Repair Brake Booster	1
2	1670334	Master Cylinder	1
2	Housing	1
3	Spring	1
4	Retainer	1
5	Seal (Pressure)	1
6	Washer	1
7	Piston	1
8	Seal (Retaining)	1
9	Snap Ring	1
	a 1620023	Kit-Repair Major-Master Cyl (38.1 Bore)	1
	1620024	Kit-Repair Minor-Master Cyl (38.1 Bore)	1

FOOTNOTES:

a Includes Minor Repair Kit

PARK BRAKE ASSEMBLY (FIGURE 10-10)



BP040234

PARK BRAKE ASSEMBLY**KEY:****A: Without Cab - Dry Brakes, Two Cable High Force****B: With Cab - Dry Brakes, Two Cable High Force****C: Without Cab - Wet Brakes, One Cable Low Force****D: With Cab - Wet Brakes, One Cable Low Force**

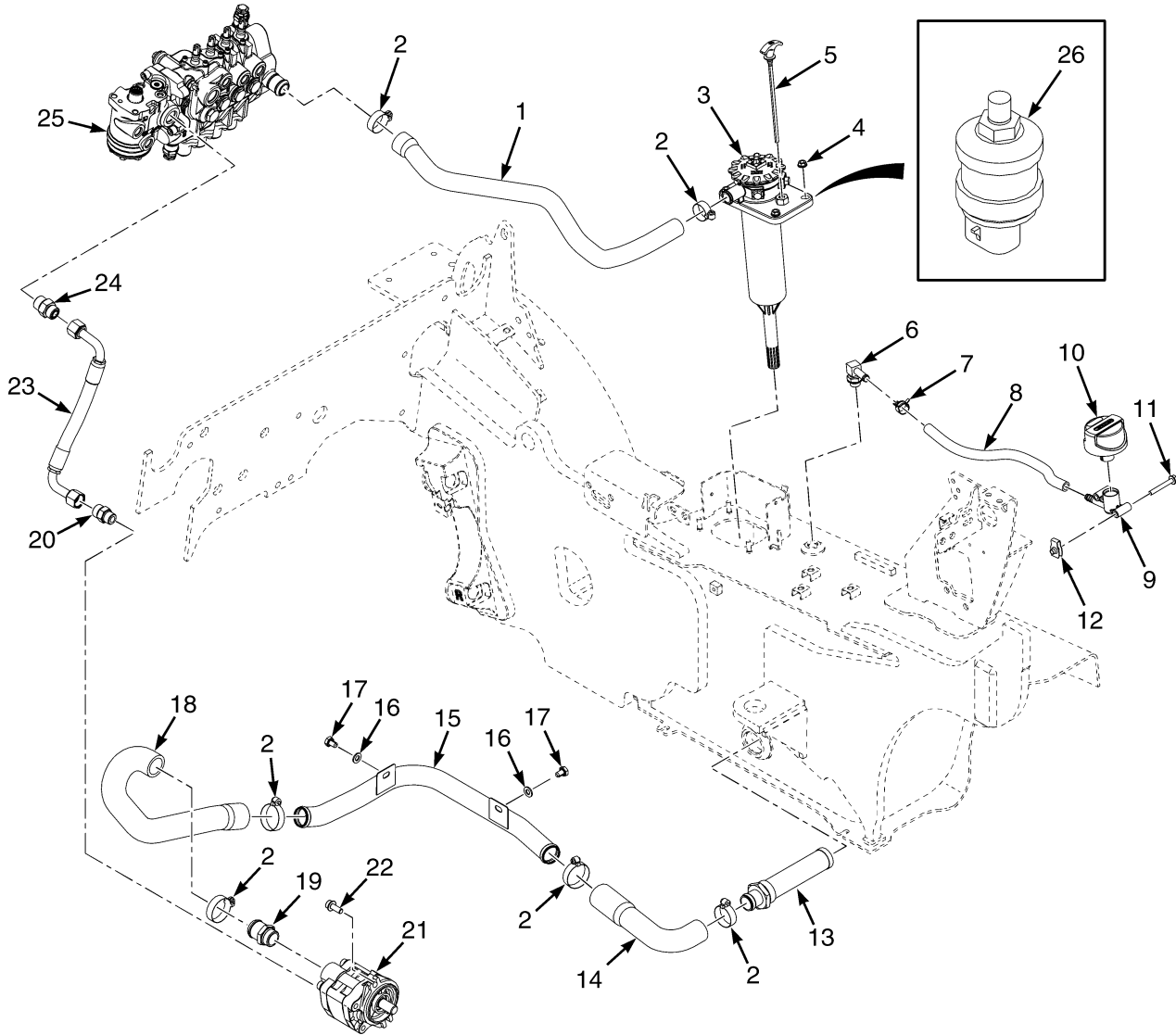
ITEM	PART NO.	DESCRIPTION	QTY			
			A	B	C	D
1	4039373	Parking Brake Assembly	1
1	4039374	Parking Brake Assembly	1
1	4039375	Parking Brake Assembly	1	..
1	4039376	Parking Brake Assembly	1
2	4039366	Parking Brake Lever	1
2	4039367	Parking Brake Lever	1
2	4039368	Parking Brake Lever	1	..
2	4039369	Parking Brake Lever	1
2	1583915	Grip	1
3	1683486	Sensor (Brake Position)	1	1	1	1
4	296378	Washer	2	2	2	2
5	1701768	Screw	2	2	2	2
6	4011940	Capscrew	4	4	4	4
7	a 4611578	Parking Brake Cable	1	1
8	240724	Pin (Rod End)	1	1
9	1530010	Lockring (Cotter Pin)	1	1
10	1326653	Clamp	2	2
11	4109993					
	1527879	Capscrew	2	2
12	1657226	Plate (Cable Mount)	1	1
13	1510117	Capscrew	3	3
14	1543698	Clamp (Swivel)	1	1
15	1606544	Clamp (Swivel)	1	1

FOOTNOTES:**a** For Dry Brake Cables See Dry Brake Assembly

SECTION 11 HYDRAULIC SYSTEM

DESCRIPTION	PAGE
AUXILIARY ONE AND TWO	
MANUAL CONTROL VALVE - THREE AND FOUR FUNCTION	11-40
AUXILLIARY HOSES	
THREE STAGE FULL FREE LIFT - TWO STAGE LIMITED FREE-LIFT	11-20
CONTROL VALVE ASSEMBLY	
MANUAL CONTROL - THREE AND FOUR FUNCTION	11-30
CONTROL VALVE LOCKOUT GROUP	
MANUAL CONTROL VALVE	11-32
ELECTRONIC VALVE AUXILIARY ONE SECTION	
THREE AND FOUR FUNCTION	11-52
ELECTRONIC VALVE AUXILIARY TWO SECTION	
FOUR FUNCTION	11-54
ELECTRONIC VALVE LIFT SECTION	
WITH VARIABLE DISPLACEMENT PUMP	11-48
ELECTRONIC VALVE OUTLET SECTION	
THREE AND FOUR FUNCTION	11-56
ELECTRONIC VALVE TILT SECTION	
THREE AND FOUR FUNCTION	11-50
ELECTRONIC VALVE TRANSITION SECTION	
WITH VARIABLE DISPLACEMENT PUMP	11-46
GEAR PUMP ASSEMBLY	
HIGH PRESSURE	11-10
LOW PRESSURE - CHAIN DRIVE OPTION	11-8
HAND LEVERS	
FOUR FUNCTION - WITH DETENTED LEVERS	11-26
FOUR FUNCTION - WITHOUT DETENTED LEVERS	11-28
THREE FUNCTION - WITH DETENTED LEVERS	11-22
THREE FUNCTION - WITHOUT DETENTED LEVERS	11-24
HYDRAULIC CONTROL VALVE	
ELECTRONIC VALVE ASSEMBLY - THREE AND FOUR FUNCTION-WITH VDP	11-44
HYDRAULIC FILTER	11-14
HYDRAULIC HOSES	
LIFT, TILT, AND AUXILIARY	11-16
HYDRAULIC SUPPLY AND RETURN	
WITH ALUMINUM TRANSMISSION - WITH CHAIN DRIVE	11-2
WITH VARIABLE DISPLACEMENT PUMP	11-4
MANUAL VALVE ANTI STALL GROUP	
DUAL SPEED TRANSMISSION	11-36
SINGLE SPEED TRANSMISSION	11-34
OUTLET SECTION	
MANUAL CONTROL VALVE - THREE AND FOUR FUNCTION	11-42
TILT CYLINDER AND MAST INSTALLATION	11-58
TILT CYLINDERS	
H2.0-2.5FT	11-60
H3.0-3.5FT	11-62
VALVE ASSEMBLY, LIFT AND TILT	
MANUAL CONTROL VALVE - THREE AND FOUR FUNCTION	11-38
VARIABLE DISPLACEMENT PUMP ASSEMBLY	
TWO SPEED TRANSMISSION - CHAIN DRIVE OPTION	11-12

HYDRAULIC SUPPLY AND RETURN (FIGURE 11-1) WITH ALUMINUM TRANSMISSION — WITH CHAIN DRIVE



BP150452

**HYDRAULIC SUPPLY AND RETURN
WITH ALUMINUM TRANSMISSION – WITH CHAIN DRIVE**

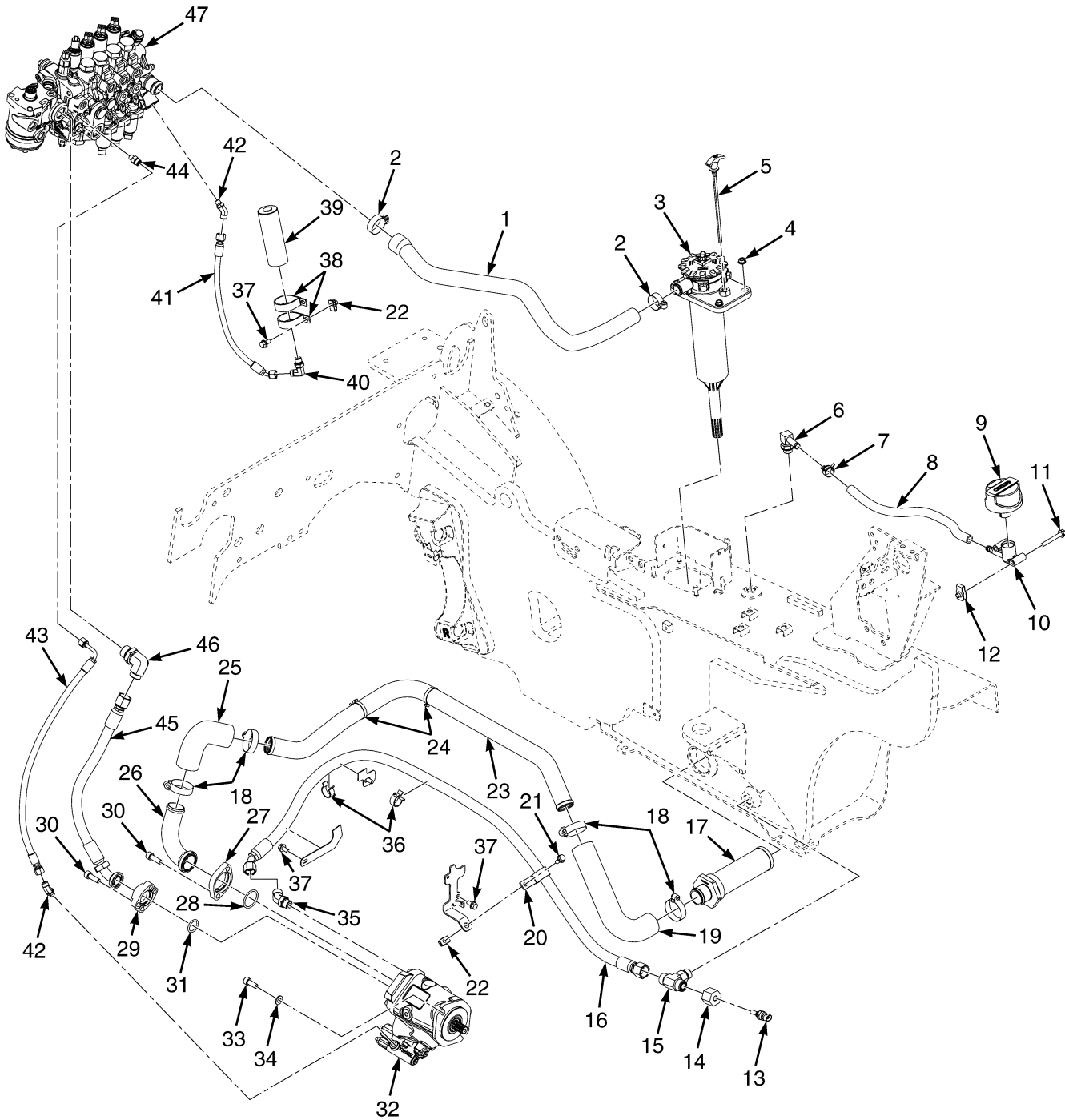
ITEM	PART NO.	DESCRIPTION	QTY
1	2111369	Hose (Hydraulic Return 3 Function Valve)	1
1	2111370	Hose (Hydraulic Return 4 Function Valve)	1
2	369804	Clamp	6
3	Hydraulic Filter (☞Figure 11-6).....	1
4	1502543	Nut (Flange)	2
5	2060751	Dipstick	1
6	222510	Fitting	1
7	1502007	Hose Clamp	1
8	1502123	Hose	1
8	127918	Hose (Optional)	1
9	1582160	Adapter (Breather)	1
10	1582161	Breather	1
11	1510116	Capscrew	2
12	1393879	Nut	2
13	1624904	Strainer	1
13	16984	O-Ring	1
14	4605974	Hose	1
15	4026661	Tube Assy	1
16	296420	Washer	2
17	292513	Capscrew	2
18	4605946	Hose	1
19	1568199	Adapter (Suction)	1
20	1486749	Fitting	1
20	c 4028685	Adapter	1
21	Gear Pump (☞Figure 11-3, ☞Figure 11-4).....	1
22	1564515	Capscrew	2
23	4612085	Hose Assy	1
23	c 4611861	Hose Assy	1
24	1486751	Fitting	1
24	c 4028686	Adapter	1
25	Hydraulic Control Valve (☞Figure 11-13).....	1
26	a 2068337	Pressure Switch	1
	264159	Adhesive	AR
	b 1528481	Plug (With O-Ring for Drain) (Hydraulic Tank Drain)	1

FOOTNOTES:

- a** Electronic Monitoring Package
- b** Not Illustrated

- c** With Quick-lock Option

HYDRAULIC SUPPLY AND RETURN (FIGURE 11-2) WITH VARIABLE DISPLACEMENT PUMP



BP150444

**HYDRAULIC SUPPLY AND RETURN
WITH VARIABLE DISPLACEMENT PUMP****KEY:****A: With 1-Speed Transmission****B: With 2-Speed Transmission**

ITEM	PART NO.	DESCRIPTION	QTY	
			A	B
1	2111369	Hose (Hydraulic Return 3 Function Valve)	1	1
1	2111370	Hose (Hydraulic Return 4 Function Valve)	1	1
2	369804	Clamp	2	2
3	4000257	Hydraulic Filter (☞Figure 11-6).....	1	1
4	1502543	Nut (Flange)	4	4
5	2060751	Dipstick	1	1
6	222510	Fitting	1	1
6	16484	O-Ring	1	1
7	1502007	Hose Clamp	1	1
8	1502123	Hose	1	1
9	1582161	Breather	1	1
10	1582160	Adapter (Breather)	1	1
11	1510116	Capscrew	2	2
12	1393879	Nut	2	2
13	1515654	Temperature Sensor	1	1
14	4003165	Fitting	1	1
15	1532650	Fitting	1	1
16	4606331	Hose Assy	1	..
16	4614652	Hose Assy	1
17	4604580	Strainer	1	1
17	18909	O-Ring	1	1
18	369804	Clamp	4	4
19	4604910	Hose	1	1
20	140612	Hose Clamp	1
21	1527880	Capscrew	1
22	1480237	Nut	2	3
23	4026661	Tube Assy	1	..
23	4043573	Tube Assy	1
24	1644398	Clamp (Swivel)	1	2
25	4603912	Hose	1	..
25	4606333	Hose	1
26	222586	Fitting	1	1
27	4004390	Flange	1	1
28	199917	O-Ring	1	1
29	160266	Clamp (Split Half)	2	2
30	296026	Capscrew	6	6
31	210641	O-Ring	1	1
32	Gear Pump (☞Figure 11-5).....	1	1
33	1564515	Capscrew	2	2
34	Washer	2	2
35	1486750	Fitting	1	..
35	1473887	Fitting	1
36	198678	Clamp	2	..
36	1542436	Clamp (Swivel)	1	2
37	4109993	Capscrew	3	5

HYDRAULIC SUPPLY AND RETURN WITH VARIABLE DISPLACEMENT PUMP

KEY:

A: With 1-Speed Transmission

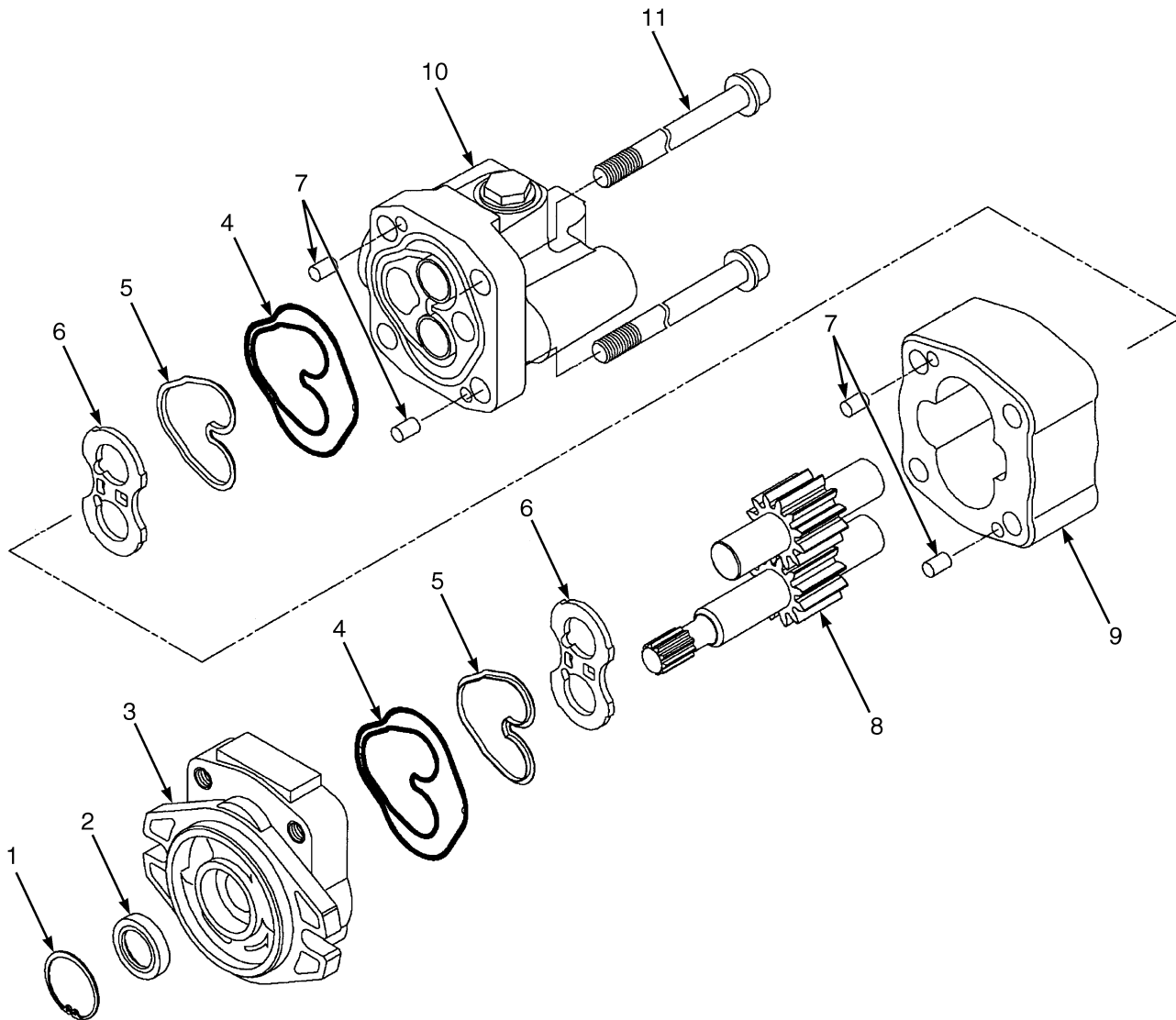
B: With 2-Speed Transmission

ITEM	PART NO.	DESCRIPTION	QTY	
			A	B
	1527879			
38	181899	Clamp	2	2
39	4609405	Accumulator	1	1
40	1487059	Fitting	1	1
41	4613340	Hose Assy	1	1
42	1516197	Fitting	1	2
43	4613342	Hose Assy	1	..
43	4616882	Hose Assy	1
44	1487058	Fitting	1	..
44	1486737	Fitting	2
45	4603913	Hose Assy	1	..
45	4606334	Hose Assy	1
46	1486751	Fitting	1	..
46	1487069	Fitting	1
47	Hydraulic Control Valve (☞Figure 11-21).....	1	1
	264159	Adhesive	AR	AR
	a 292513	Capscrew	2	..
	a 296420	Washer	2	..
	a 198678	Clamp	2	..
	a 1487058	Fitting	1	..
	a 1528481	Plug (With O-Ring for Drain) (Hydraulic Tank Drain)	1	1

FOOTNOTES:

a Not Illustrated

GEAR PUMP ASSEMBLY (FIGURE 11-3) LOW PRESSURE — CHAIN DRIVE OPTION



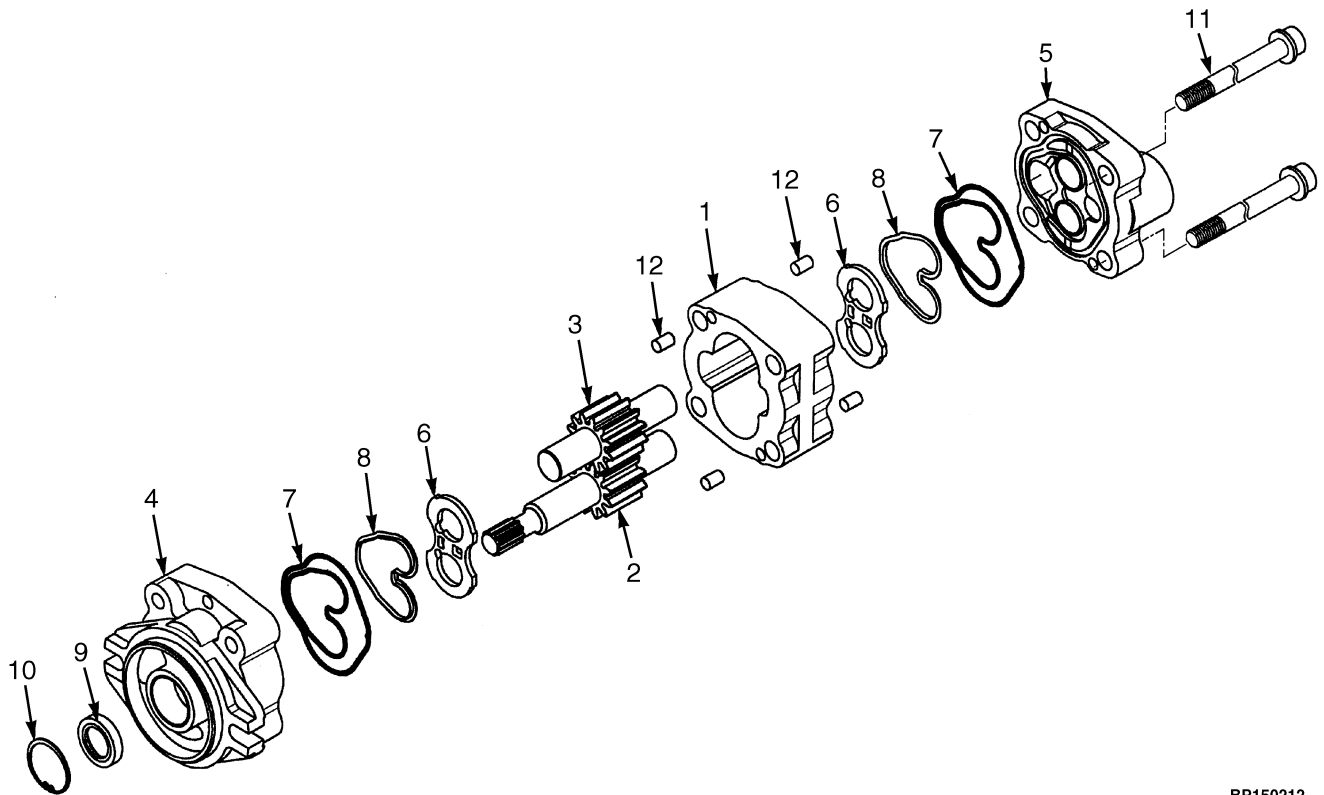
BP150098

GEAR PUMP ASSEMBLY
LOW PRESSURE – CHAIN DRIVE OPTION

KEY:**A: Mazda (2.2L LPG)****B: Yanmar (2.6L and 3.0L, 3.3L Diesel)****C: Kubota (2.5L LPG)**

ITEM	PART NO.	DESCRIPTION	QTY		
			A	B	C
	2067800	Gear Pump (24.0 cc/Rev)	1
	2067802	Gear Pump (29.4 cc/Rev)	1	..
	2074230	Gear Pump (25.7 cc/Rev)	1
1	Snap Ring	1	1	1
2	Oil Seal	1	1	1
3	1581536	Flange	1	1	1
4	Back-Up Seal	2	2	2
5	Plate Seal	2	2	2
6	1578673	Side Plate	2	2	2
7	1578672	Dowel	4	4	4
8	1581537	Gear Set	1
8	1581534	Gear Set	1	..
8	1584987	Gear Set	1
8	Drive Gear	1	1	1
8	Driven Gear	1	1	1
9	Gear Plate	1	1	1
10	1581835	Capscrew	1	1	1
11	1578671	Screw	4	..	4
11	1578693	Screw	4	..
	1465140	Kit-Seal	1	1	1

GEAR PUMP ASSEMBLY (FIGURE 11-4) HIGH PRESSURE

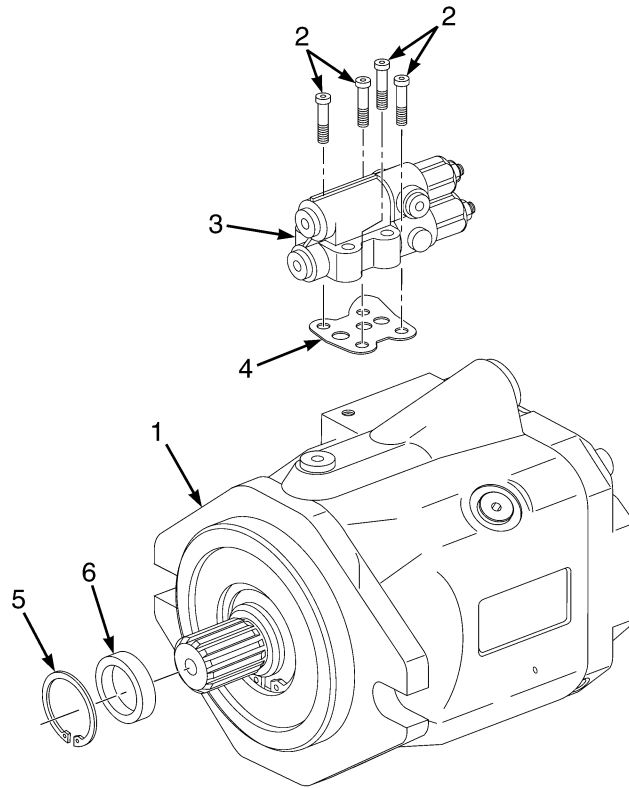


BP150212

**GEAR PUMP ASSEMBLY
HIGH PRESSURE****KEY:****A: Mazda (2.2L LPG)****B: Kubota (2.5L LPG)****C: Yanmar (2.6L and 3.0L, 3.3L Diesel)**

ITEM	PART NO.	DESCRIPTION	QTY		
			A	B	C
	2098695	Gear Pump (24.0 cc/Rev)	1
	2098694	Gear Pump (25.7 cc/Rev)	1	..
	2098693	Gear Pump (29.4 cc/Rev)	1
1	Gear Plate	1
1	Gear Plate	1	..
1	Gear Plate	1
2	Drive Gear	1
2	Drive Gear	1	..
2	Drive Gear	1
3	Driven Gear	1
3	Driven Gear	1	..
3	Driven Gear	1
4	1581536	Flange	1	1	1
5	1578665	Cover	1	1	1
6	1578673	Side Plate	2	2	2
7	Plate Seal	2	2	2
8	Back-Up Ring	2	2	2
9	Oil Seal	1	1	1
10	Snap Ring	1	1	1
11	1578671	Screw	4	4	..
11	1578693	Screw	4
12	1578672	Dowel	4	4	4
	1581537	Gear Set	1
	1584987	Gear Set	1	..
	1581534	Gear Set	1
	1465140	Kit-Seal	1	1	1

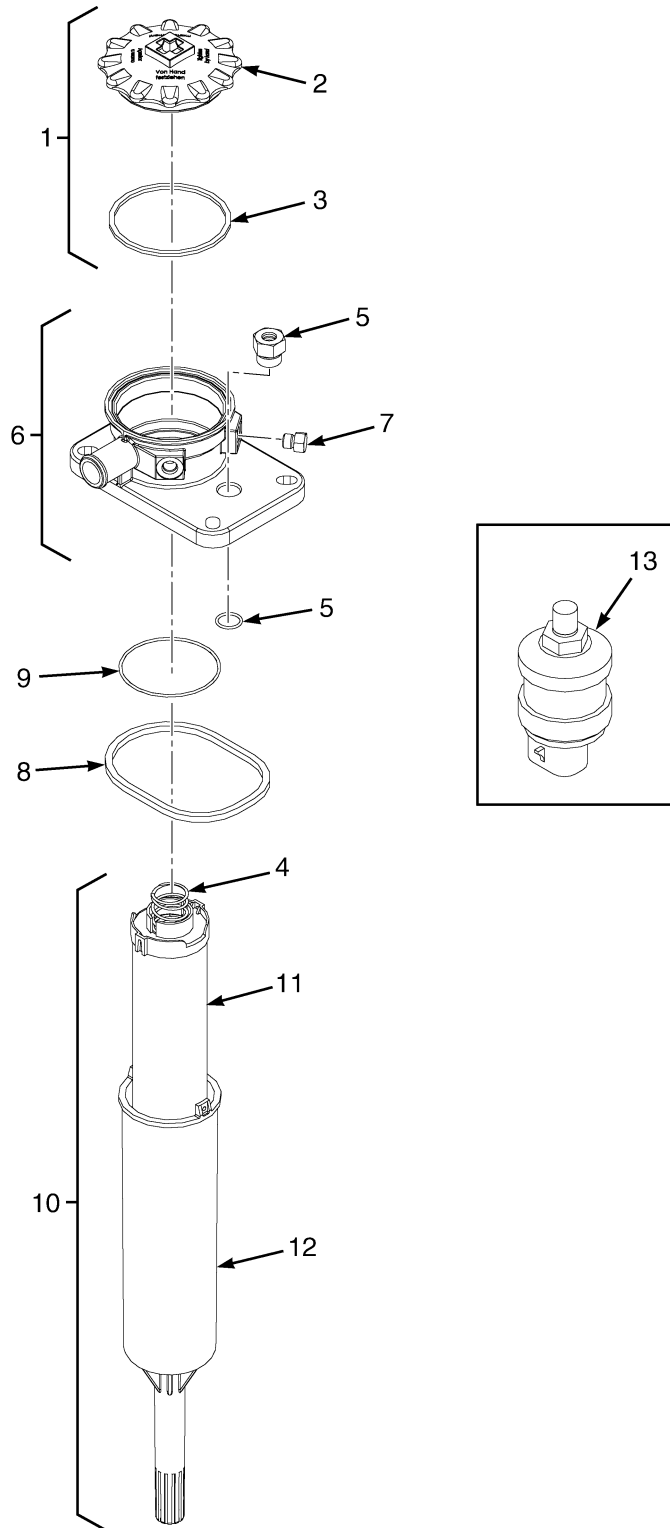
VARIABLE DISPLACEMENT PUMP ASSEMBLY (FIGURE 11-5) TWO SPEED TRANSMISSION — CHAIN DRIVE OPTION



BP150445

ITEM	PART NO.	DESCRIPTION	QTY
1	4608080	Pump (24 cc)	1
1	4604072	Pump (26 cc)	1
1	4604073	Pump (28 cc)	1
2	4021485	Screw	4
3	4021523	Valve	1
4	4021490	Seal	1
5	4021536	Seal	1
6	4021492	Retaining Ring	1
	4038423	Kit Variable Replacement Pump Shaft Seal Replacement	1
	4038489	Kit VDP Shaft Seal Replacement and Tool	1

HYDRAULIC FILTER (FIGURE 11-6)

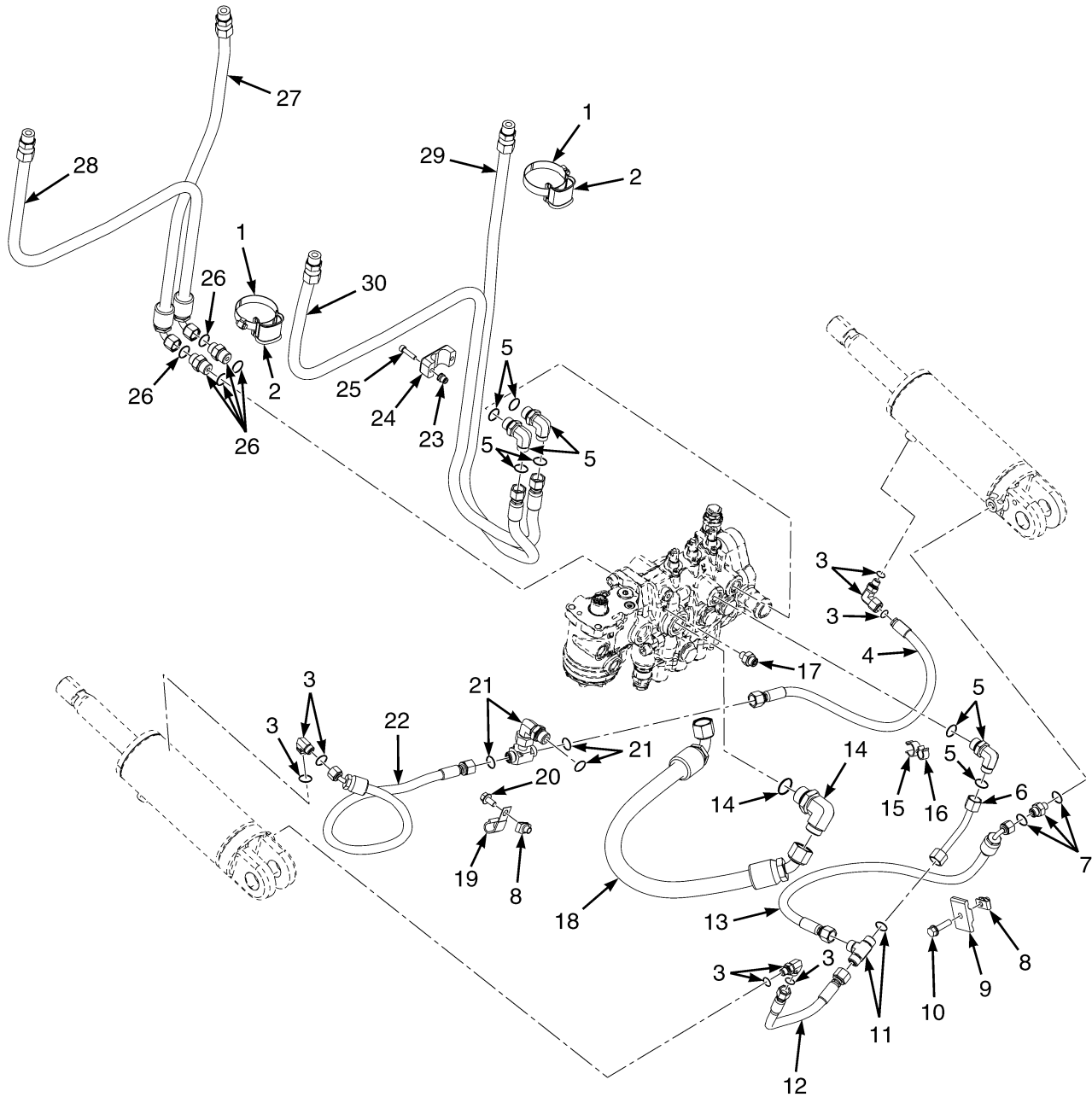


BP150527

HYDRAULIC FILTER

ITEM	PART NO.	DESCRIPTION	QTY
	4000256	Hydraulic Filter Assembly	1
1	1708700	Cap Assembly	1
2	1570339	Lid	1
3	1705548	O-Ring	1
4	1570340	Spring	1
5	4003067	Dipstick Holder	1
5	O-ring	1
6	4000257	Hydraulic Filter Head Assembly	1
7	14591	Plug	2
7	16481	O-Ring	1
8	Quad Ring (Tank Sealing)	1
9	O-Ring (Element)	1
10	4000258	Hydraulic Filter (Bowl Assembly)	1
11	Element	1
12	1570347	Filter Can (Bowl)	1
13	2068337	Pressure Switch	1
	1707194	Kit-Filter Element and Cap Seal	1
	1708596	Kit-Seal	1

HYDRAULIC HOSES (FIGURE 11-7) LIFT, TILT, AND AUXILIARY



HP150984

**HYDRAULIC HOSES
LIFT, TILT, AND AUXILIARY****KEY:****A: Three Function****B: Four Function**

ITEM	PART NO.	DESCRIPTION	QTY	
			A	B
1	1617657	Clamp	1	1
2	1477996	Hose Clamp	1	1
3	1487058	Fitting	3	3
3	1527813	O-Ring	3	3
3	16481	O-Ring	3	3
4	2066783	Hose Assy	1	1
5	1487061	Fitting (Electronic Valve)	3	3
5	265787	O-Ring	1	1
5	16484	O-Ring	1	1
5	1487061	Fitting (Manual Valve)	1	1
5	265787	O-Ring	1	1
5	16484	O-Ring	1	1
5	1516201	Fitting (Manual Valve)	1	1
5	265731	O-Ring	1	1
5	16484	O-Ring	1	1
6	4606301	Tube Assy (Electronic Valve)	1	1
6	4604147	Tube Assy (Manual Valve)	1	1
7	1486737	Fitting	1	1
7	16481	O-Ring	1	1
7	16483	O-Ring	1	1
8	1480237	Nut	2	2
9	1359620	Clamp	1	1
10	1586627	Capscrew	1	1
11	1522425	Fitting	1	1
11	265787	O-Ring	1	1
12	4606302	Hose Assy	1	1
13	4606303	Hose Assy	1	1
14	1487069	Fitting	1	1
14	1605768	Fitting (Load Weigh Display)	1	1
14	252729	O-Ring	1	1
15	1502055	Clamp (Swivel)	1	1
16	1502059	Clamp (Swivel)	1	1
17	2061646	Fitting (Diagnostic)	1	1
18	a 2070148	Hose Assy (Main Mast To Lowering Control Valve)	1	1
18	b 4624930	Hose Assy (Hoist)	1	1
19	325804	Clamp	1	1
20	1613324	Capscrew	1	1
21	1488464	Fitting	1	1
21	265787	O-Ring	2	2
22	2074325	Hose Assy	1	1
23	1531558	Insert	2	..
24	1360386	Clamp (Double Hose)	1	..
25	293796	Capscrew	2	..
26	1486742	Fitting	2	2
26	265787	O-Ring	2	2

HYDRAULIC HOSES LIFT, TILT, AND AUXILIARY

KEY:
A: Three Function
B: Four Function

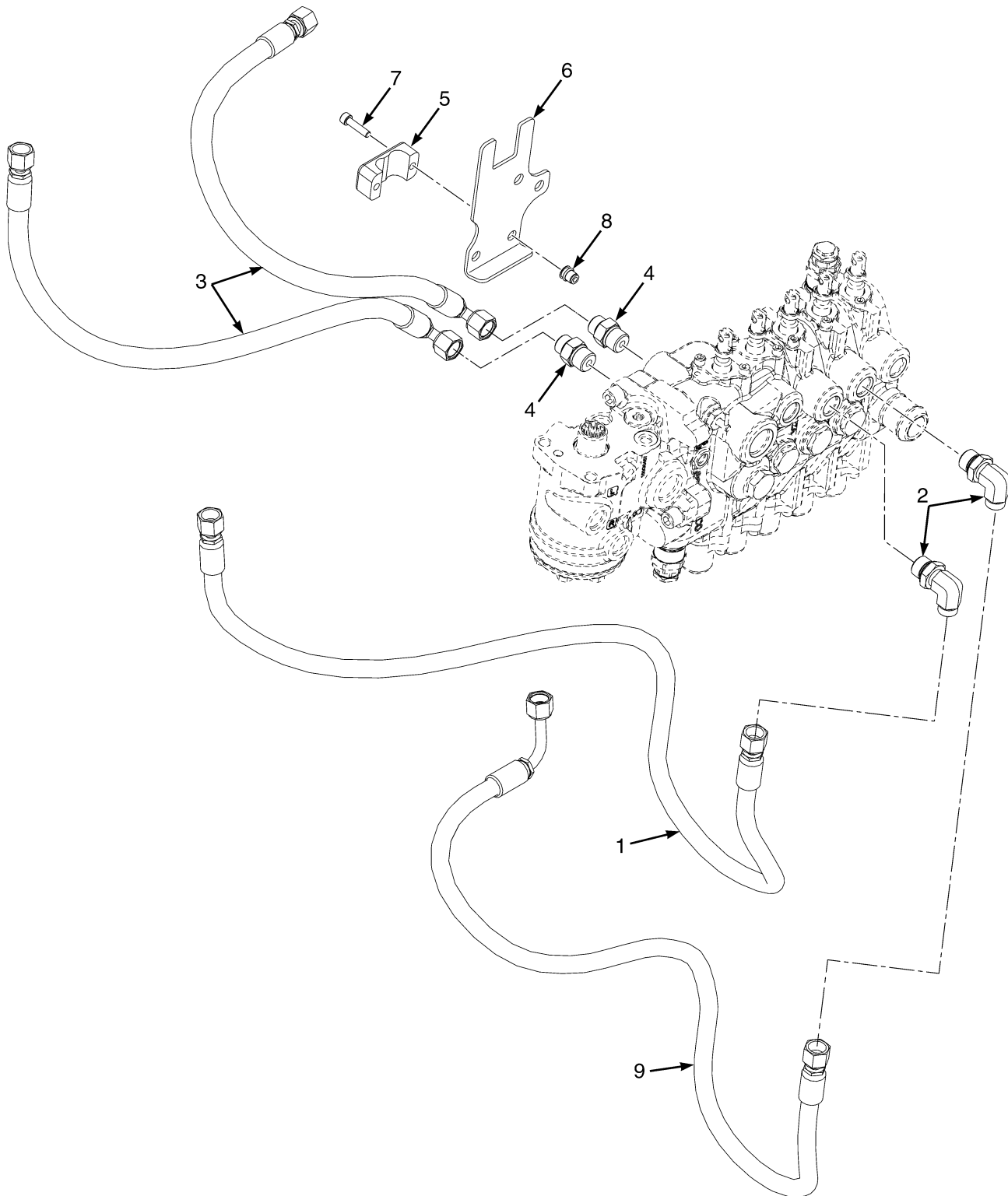
ITEM	PART NO.	DESCRIPTION	QTY	
			A	B
26	16484	O-Ring	2	2
27	a 2065051	Hose Assy	1	..
27	b 4624925	Hose Assy (☞Figure 11-8).....	1	..
28	a 2065052	Hose Assy	1
28	b 4624925	Hose Assy (☞Figure 11-8).....	..	1
29	a 2073495	Hose Assy	1	..
29	b 4624924	Hose Assy (☞Figure 11-8).....	1	..
30	a 2073496	Hose Assy	1
30	b 4624926	Hose Assy (☞Figure 11-8).....	..	1

FOOTNOTES:

a Two Stage Full Free-Lift Shown

b Two Stage LFL and Three Stage FFL

AUXILLIARY HOSES (FIGURE 11-8) THREE STAGE FULL FREE LIFT — TWO STAGE LIMITED FREE-LIFT



BP150644

AUXILLIARY HOSES
THREE STAGE FULL FREE LIFT – TWO STAGE LIMITED FREE-LIFT

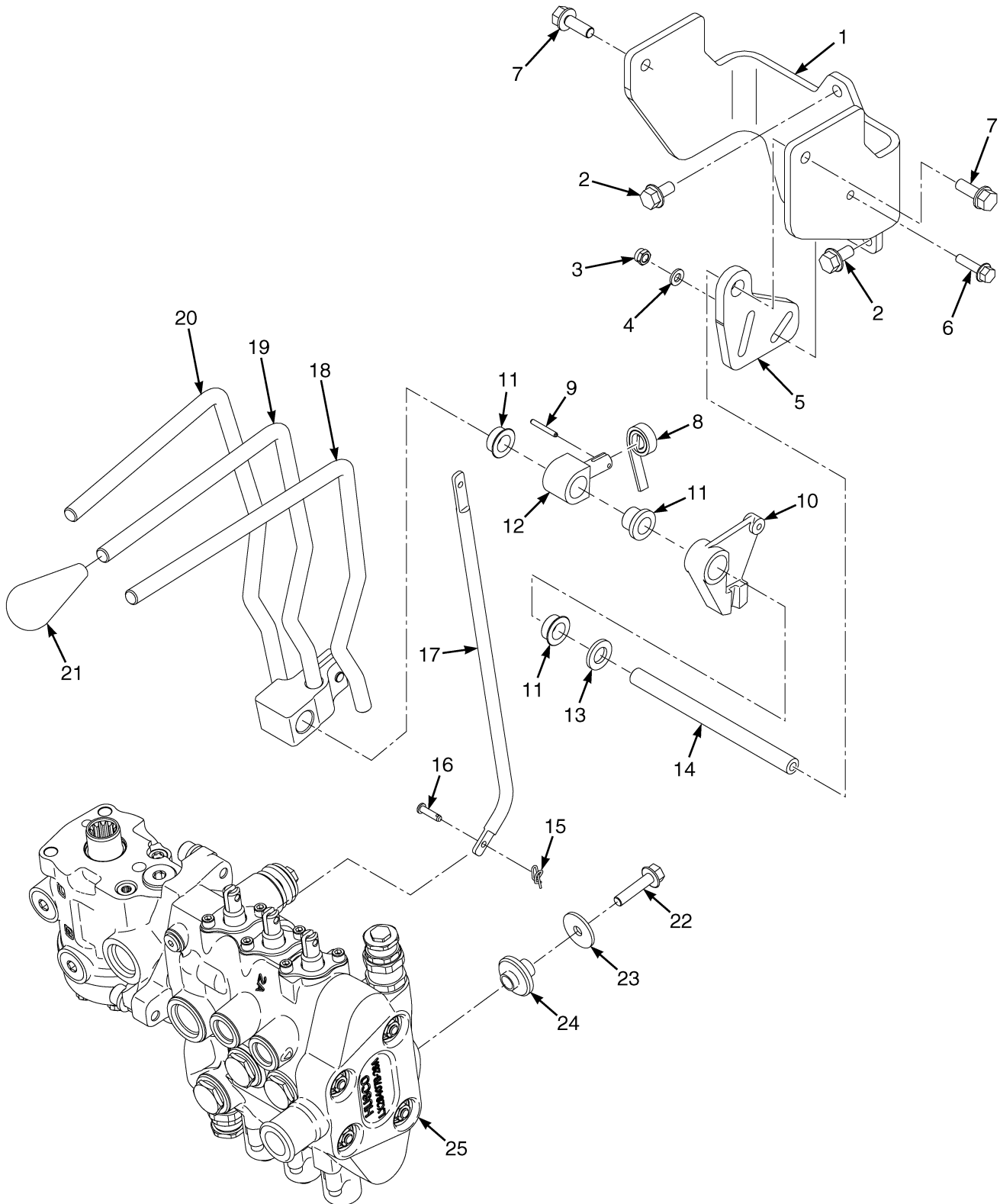
KEY:

A: Three Function

B: Four Function

ITEM	PART NO.	DESCRIPTION	QTY	
			A	B
1	4624924	Hose Assy	1	1
2	1487061	Fitting	1	2
3	4624925	Hose Assy	1	2
4	1486742	Fitting	1	2
5	1360386	Clamp (Double Hose)	1	1
6	4064677	Plate	1	1
7	293796	Capscrew	2	2
8	1531558	Insert	2	2
9	4624926	Hose Assy	1

HAND LEVERS (FIGURE 11-9) THREE FUNCTION — WITH DETENTED LEVERS

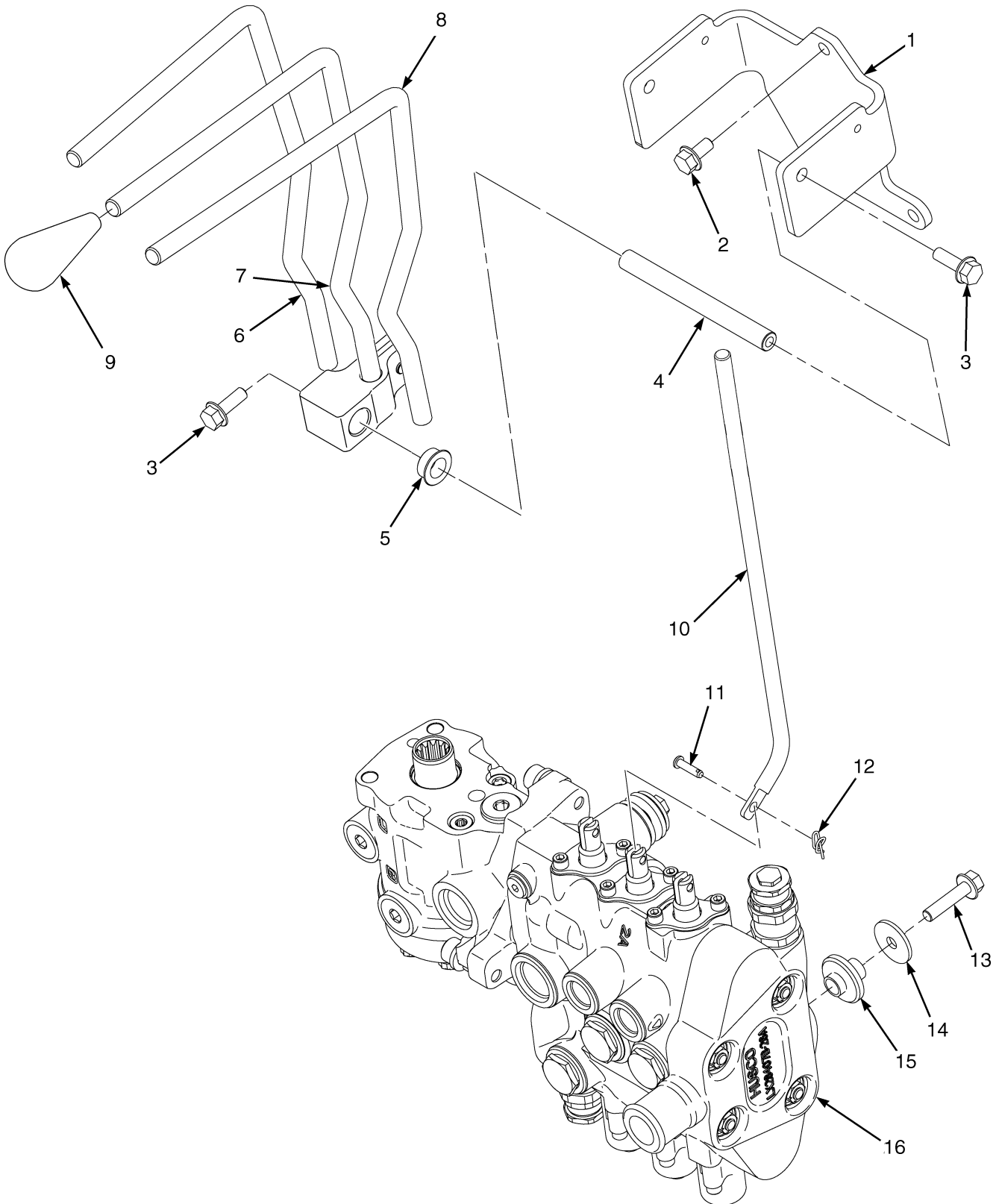


BP150484

HAND LEVERS
THREE FUNCTION – WITH DETENTED LEVERS

ITEM	PART NO.	DESCRIPTION	QTY
1	1670194	Bracket	1
2	4109993		
	1527879	Capscrew	3
3	316834	Nut	1
4	4093489		
	320156	Washer	1
5	1670677	Plate	1
6	1527878	Capscrew	1
7	1583611	Capscrew	2
8	175861	Spring	1
9	302428	Roll Pin	1
10	1542546	Lever	2
11	1564747	Bushing	10
12	306113	Pin (Selector)	1
13	320161	Washer	3
14	1670195	Shaft (Pivot)	1
15	1517361	Locking Ring Cotter Pin	6
16	309109	Pin	6
17	1662420	Link	3
18	2099398	Lever (Auxiliary One and Two)	1
19	2099394	Lever (Tilt)	1
20	2099393	Lever (Lift)	1
21	4038182	Knob	3
21	2070655	Lens (Blank)	1
22	1586627	Capscrew	3
23	1346752	Washer	3
24	2063991	Isolator	3
25	4629069	Hyd Control Valve (Manual) (H2.0-3.0FT) (☞Figure 11-13).....	1
25	4629073	Hyd Control Valve (Manual) (H3.5FT) (☞Figure 11-13).....	1

HAND LEVERS (FIGURE 11-10) THREE FUNCTION — WITHOUT DETENTED LEVERS

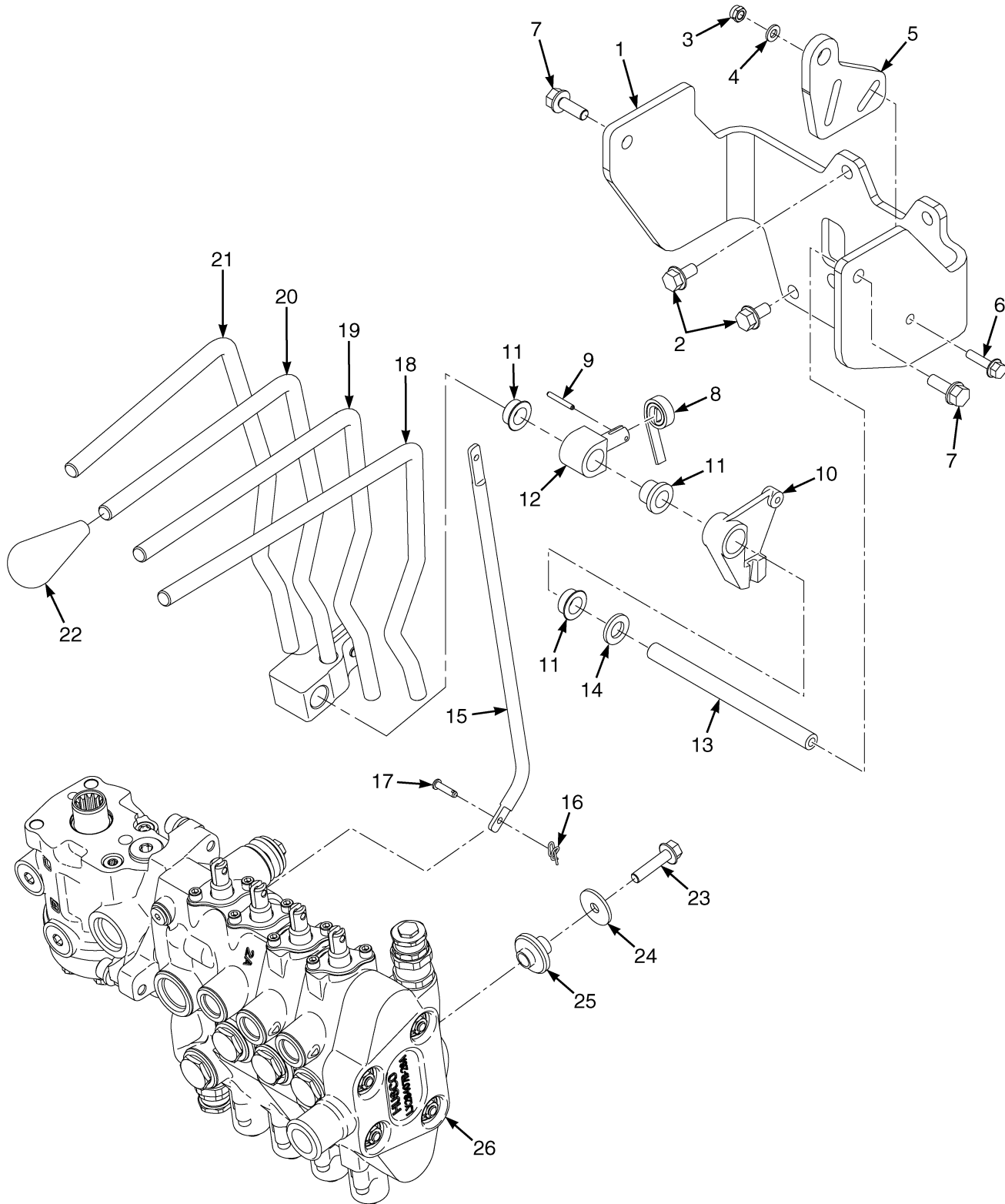


BP150076

HAND LEVERS
THREE FUNCTION – WITHOUT DETENTED LEVERS

ITEM	PART NO.	DESCRIPTION	QTY
1	1665746	Bracket	1
2	4109993		
	1527879	Capscrew	3
3	1583611	Capscrew	2
4	1670292	Shaft	1
5	1564747	Bushing	6
6	2099393	Lever (Lift)	1
7	2099394	Lever (Tilt)	1
8	2099395	Lever (Auxiliary One)	1
9	2070655	Lens (Blank)	1
10	1662420	Link	3
11	309109	Pin	6
12	1517361	Locking Ring Cotter Pin	6
13	1586627	Capscrew	3
14	1346752	Washer	3
15	2063991	Isolator	3
16	4629069	Hyd Control Valve (Manual) (H2.0-3.0FT) (☞Figure 11-13).....	1
16	4629073	Hyd Control Valve (Manual) (H3.5FT) (☞Figure 11-13).....	1

HAND LEVERS (FIGURE 11-11) FOUR FUNCTION — WITH DETENTED LEVERS

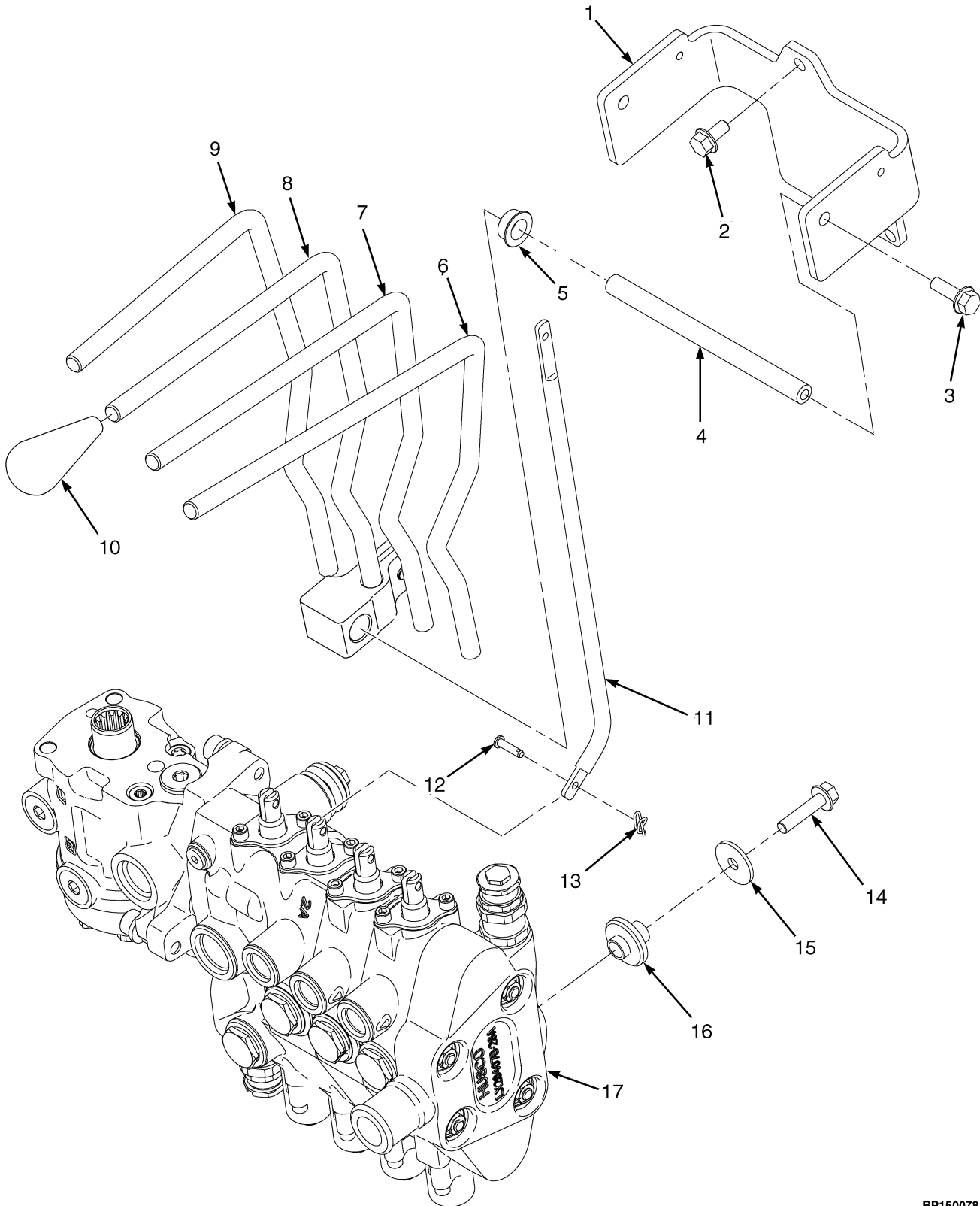


BP150483

HAND LEVERS
FOUR FUNCTION – WITH DETENTED LEVERS

ITEM	PART NO.	DESCRIPTION	QTY
1	1665748	Bracket	1
2	4109993		
	1527879	Capscrew	3
3	316834	Nut	1
4	4093489		
	320156	Washer	1
5	1670677	Plate	1
6	1527878	Capscrew	1
7	1583611	Capscrew	2
8	175861	Spring	1
9	302428	Roll Pin	1
10	1542546	Lever	2
11	1564747	Bushing	12
12	306113	Pin (Selector)	1
13	1670196	Shaft	1
14	320161	Washer	3
15	1662420	Link	4
16	1517361	Locking Ring Cotter Pin	8
17	309109	Pin	8
18	2099397	Lever (Auxiliary Two and Three)	1
19	2099395	Lever (Auxiliary One)	1
20	2099394	Lever (Tilt)	1
21	2099393	Lever (Lift)	1
22	4038182	Knob	4
22	2070655	Lens (Blank)	1
23	1586627	Capscrew	3
24	1346752	Washer	3
25	2063991	Isolator	3
26	4629071	Hyd Control Valve (Manual) (H2.0-3.0FT) (☞Figure 11-13).....	1
26	4629075	Hyd Control Valve (Manual) (H3.5FT) (☞Figure 11-13).....	1

HAND LEVERS (FIGURE 11-12) FOUR FUNCTION — WITHOUT DETENTED LEVERS

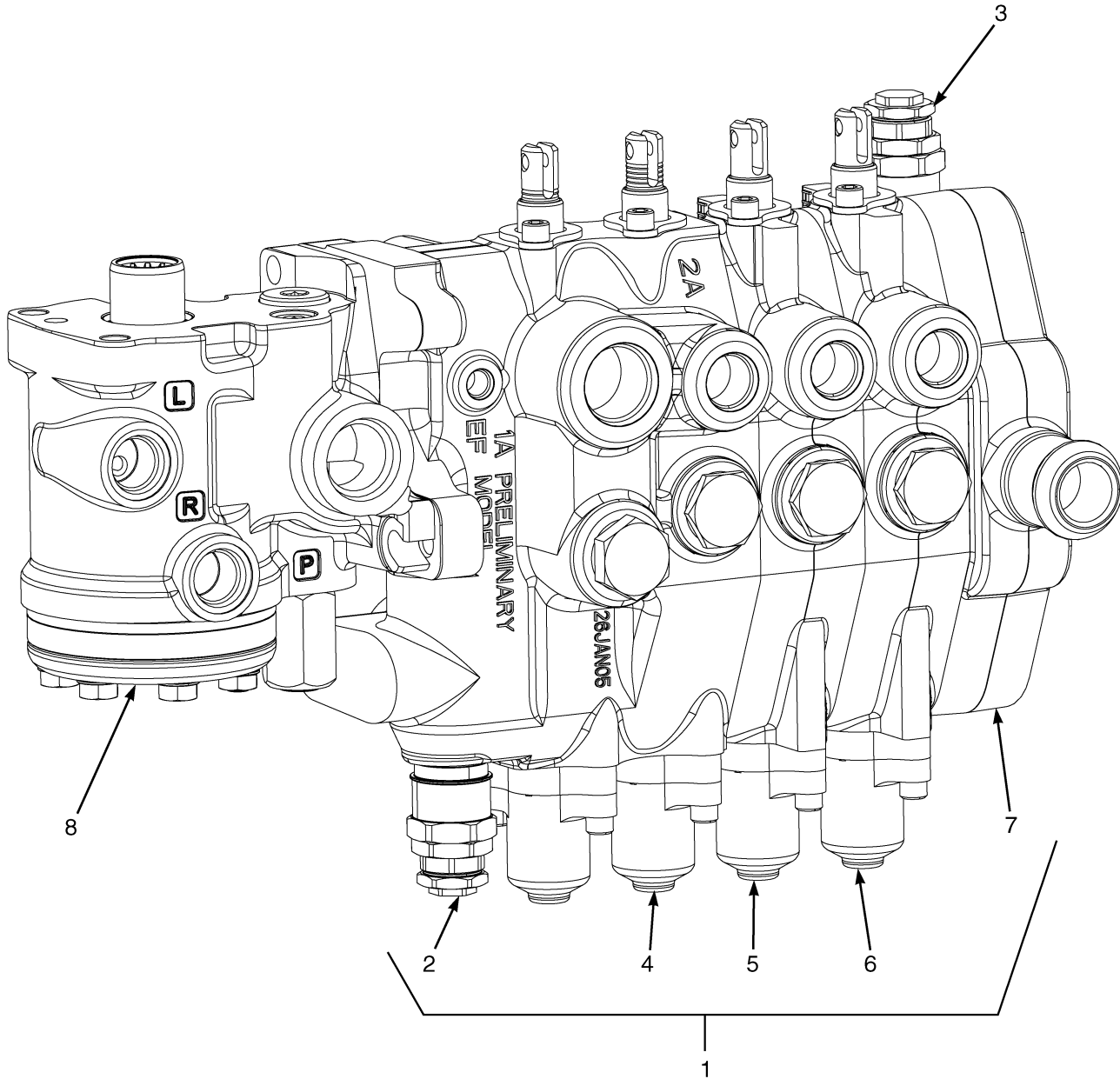


BP150078

HAND LEVERS
FOUR FUNCTION – WITHOUT DETENTED LEVERS

ITEM	PART NO.	DESCRIPTION	QTY
1	1665747	Bracket	1
2	4109993		
	1527879	Capscrew	3
3	1583611	Capscrew	2
4	1670293	Shaft	1
5	1564747	Bushing	8
6	2099396	Lever (Auxiliary Two)	1
7	2099395	Lever (Auxiliary One)	1
8	2099394	Lever (Tilt)	1
9	2099393	Lever (Lift)	1
10	2070655	Lens (Blank)	1
11	1662420	Link	4
12	309109	Pin	8
13	1517361	Locking Ring Cotter Pin	8
14	1586627	Capscrew	3
15	1346752	Washer	3
16	2063991	Isolator	3
17	4629071	Hyd Control Valve (Manual) (H2.0-3.0FT) (☞Figure 11-13).....	1
17	4629075	Hyd Control Valve (Manual) (H3.5FT) (☞Figure 11-13).....	1

CONTROL VALVE ASSEMBLY (FIGURE 11-13) MANUAL CONTROL — THREE AND FOUR FUNCTION



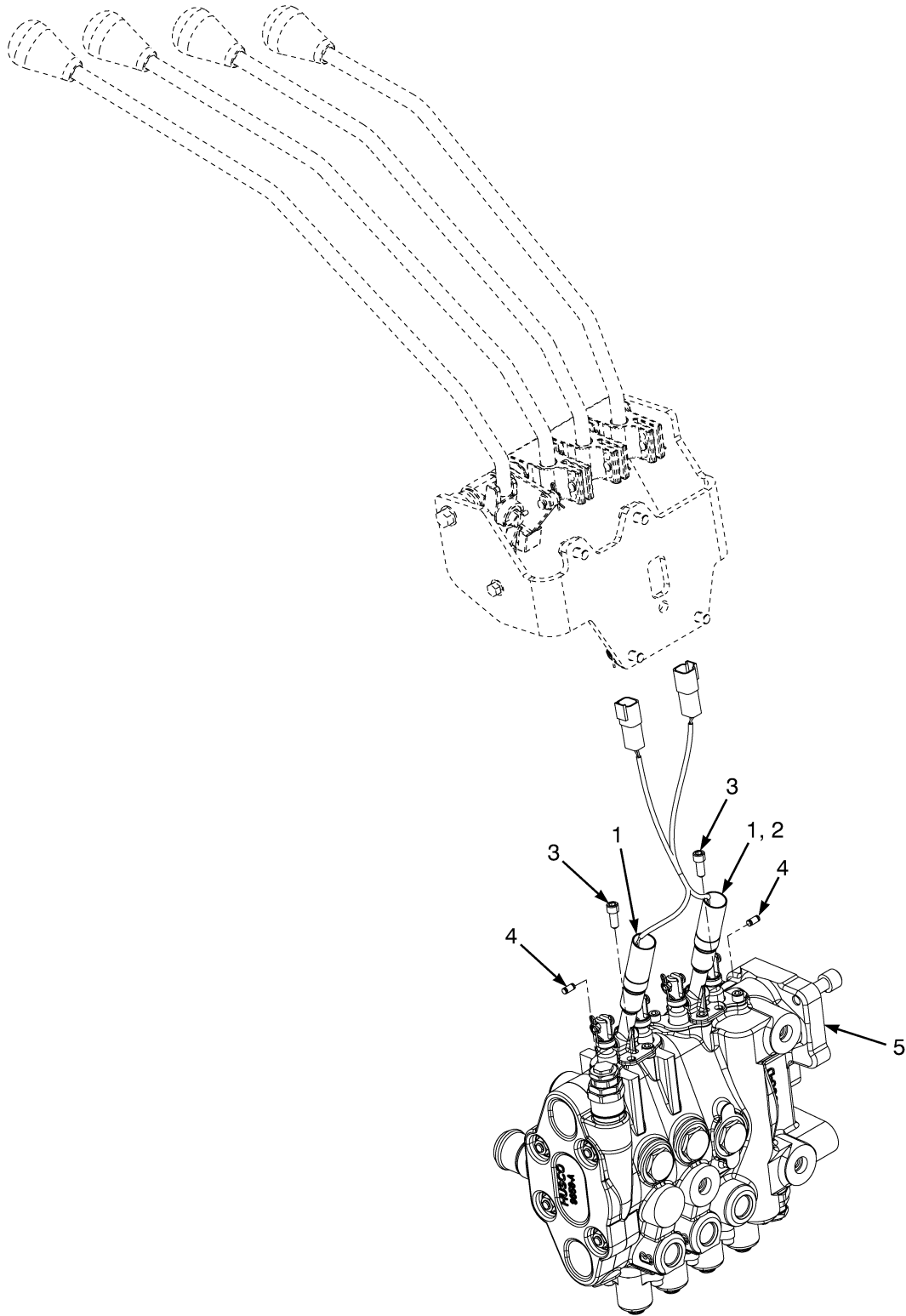
BP140045

CONTROL VALVE ASSEMBLY
MANUAL CONTROL – THREE AND FOUR FUNCTION

KEY:**A: H2.0-3.0FT****B: H3.5FT**

ITEM	PART NO.	DESCRIPTION	QTY	
			A	B
	4629069	Hyd Control Valve (Manual) (3 Function)	1	..
	4629071	Hyd Control Valve (Manual) (4 Function)	1	..
	4629073	Hyd Control Valve (Manual) (3 Function)	1
	4629075	Hyd Control Valve (Manual) (4 Function)	1
1	4629077	Hyd Control Valve (3 Function)	1	..
1	4626786	Hyd Control Valve (4 Function)	1	..
1	4629078	Hyd Control Valve (3 Function)	1
1	4629079	Hyd Control Valve (4 Function)	1
2	4098672			
	1578747	Relief Valve (3100 PSI) (Main Relief)	1	..
2	1578748	Relief Valve (3400 PSI) (Main)	1
3	1578707	Relief Valve (Secondary) (15.5 MPa)	1	1
4	4088047	Valve Section (Lift And Tilt) (☞Figure 11-17).....	1	1
5	4087334	Valve Section (3 Function) (☞Figure 11-18).....	1	1
6	4087335	Valve Section (4 Function) (☞Figure 11-18).....	1	1
7	1578746	Valve Section (Outlet Section) (☞Figure 11-19).....	1	1
8	2063117	Steering Control Unit (☞Figure 9-5).....	1	..
8	2063118	Steering Control Unit (☞Figure 9-5).....	..	1
	1580146	Kit-Seal (Three Function)	1	1
	1670434	Kit-Seal (Three Function)	1	1
	1580148	Kit-Seal (Four Function)	1	1
	1670054	Kit-Seal (Four Function)	1	1

CONTROL VALVE LOCKOUT GROUP (FIGURE 11-14) MANUAL CONTROL VALVE



BP140133

**CONTROL VALVE LOCKOUT GROUP
MANUAL CONTROL VALVE**

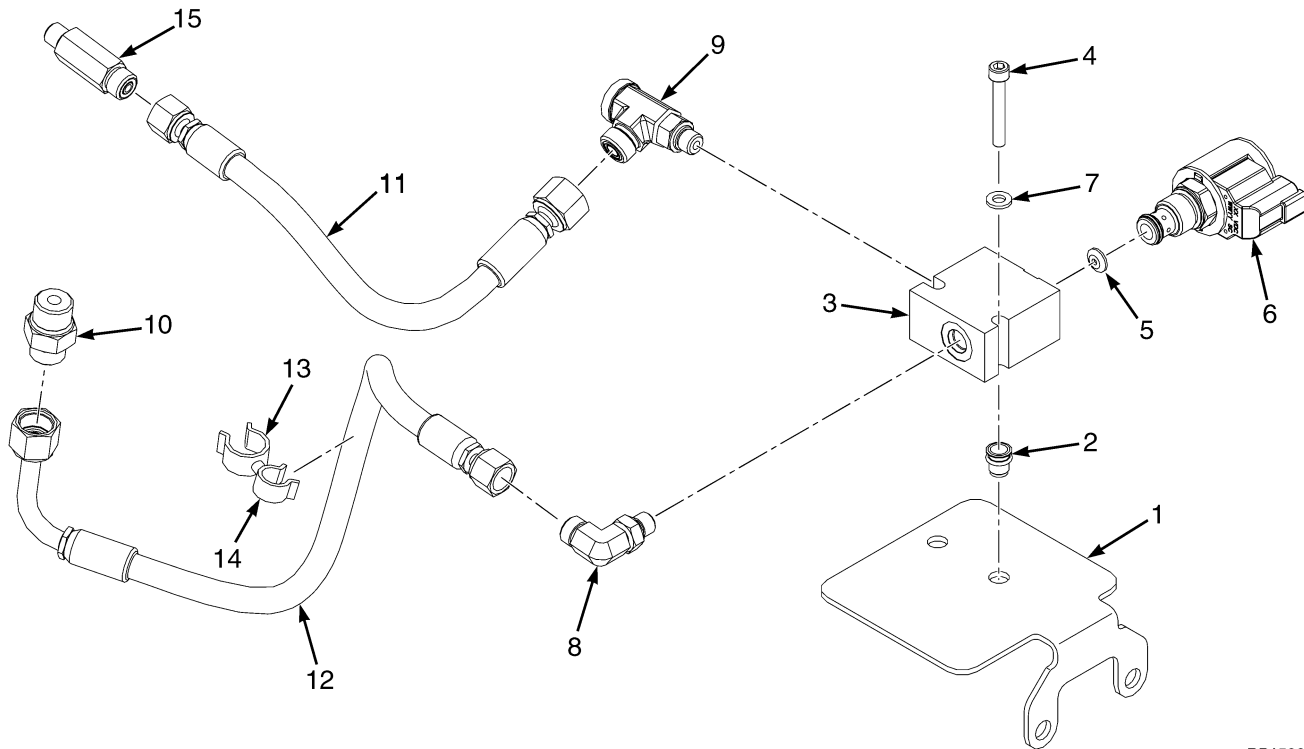
KEY:

A: 3 Function

B: 4 Function

ITEM	PART NO.	DESCRIPTION	QTY	
			A	B
1	1683529	Solenoid Assembly (Double Function)	1	2
2	1683621	Solenoid Assembly (Single Function)	1	..
3	18748	Capscrew	4	4
4	1670413	Needle Roller	3	4
5	Manual Control Valve (☞ Figure 11-13).....	1	1

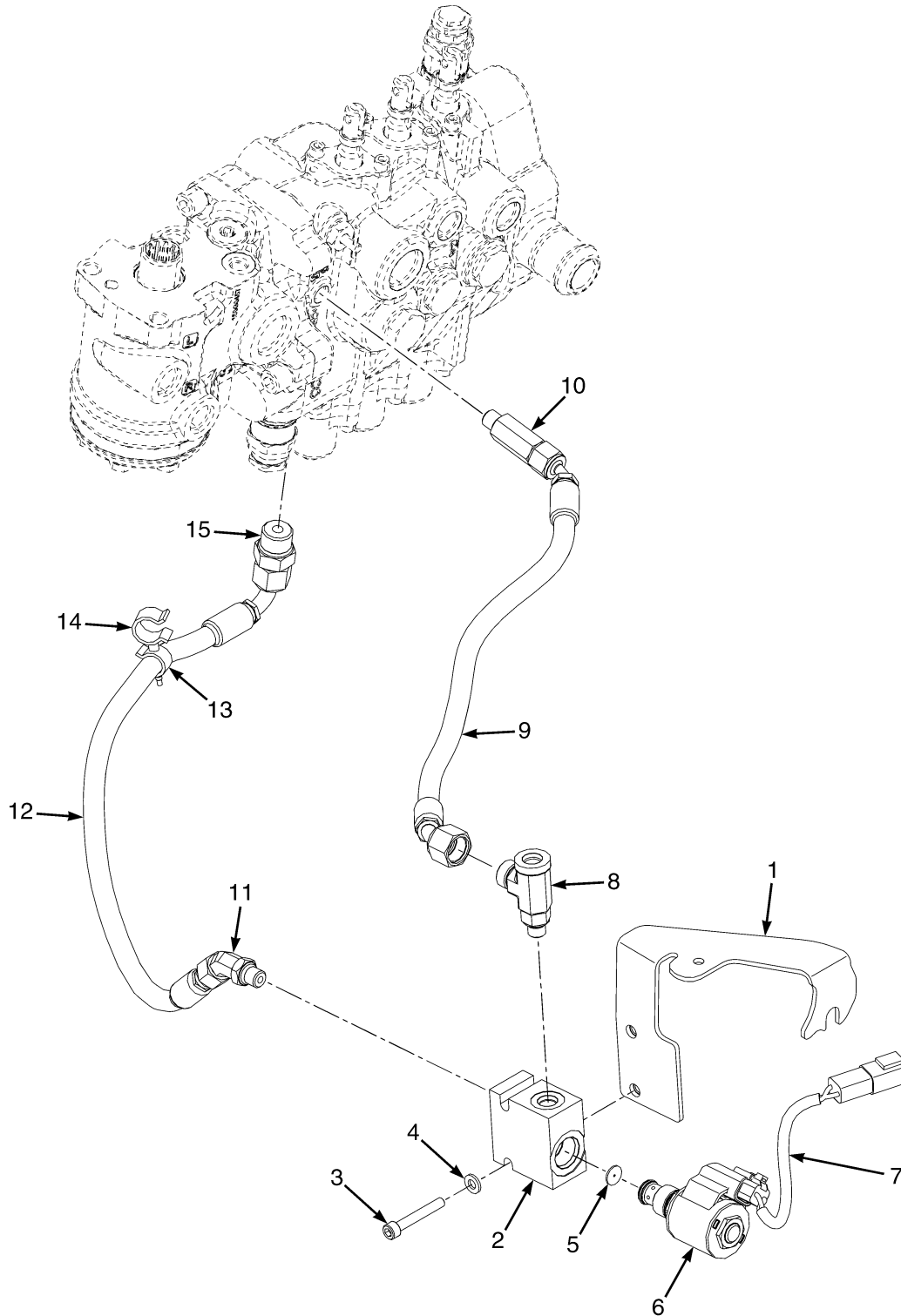
MANUAL VALVE ANTI STALL GROUP (FIGURE 11-15) SINGLE SPEED TRANSMISSION



BP150696

ITEM	PART NO.	DESCRIPTION	QTY
1	4079563	Bracket	1
2	1531558	Insert	2
3	4630267	Valve Block	1
4	293799	Capscrew	2
5	4085979	Disk	1
6	1678165	Solenoid Valve	1
7	1673754	Washer	2
8	1487058	Fitting	1
9	4078018	T-Fitting	1
10	1486742	Fitting	1
11	4634455	Hose Assy	1
12	4630350	Hose Assy	1
13	Clamp	1
14	Clamp (Swivel)	1
15	4100401	Fitting	1

MANUAL VALVE ANTI STALL GROUP (FIGURE 11-16) DUAL SPEED TRANSMISSION



BP150698

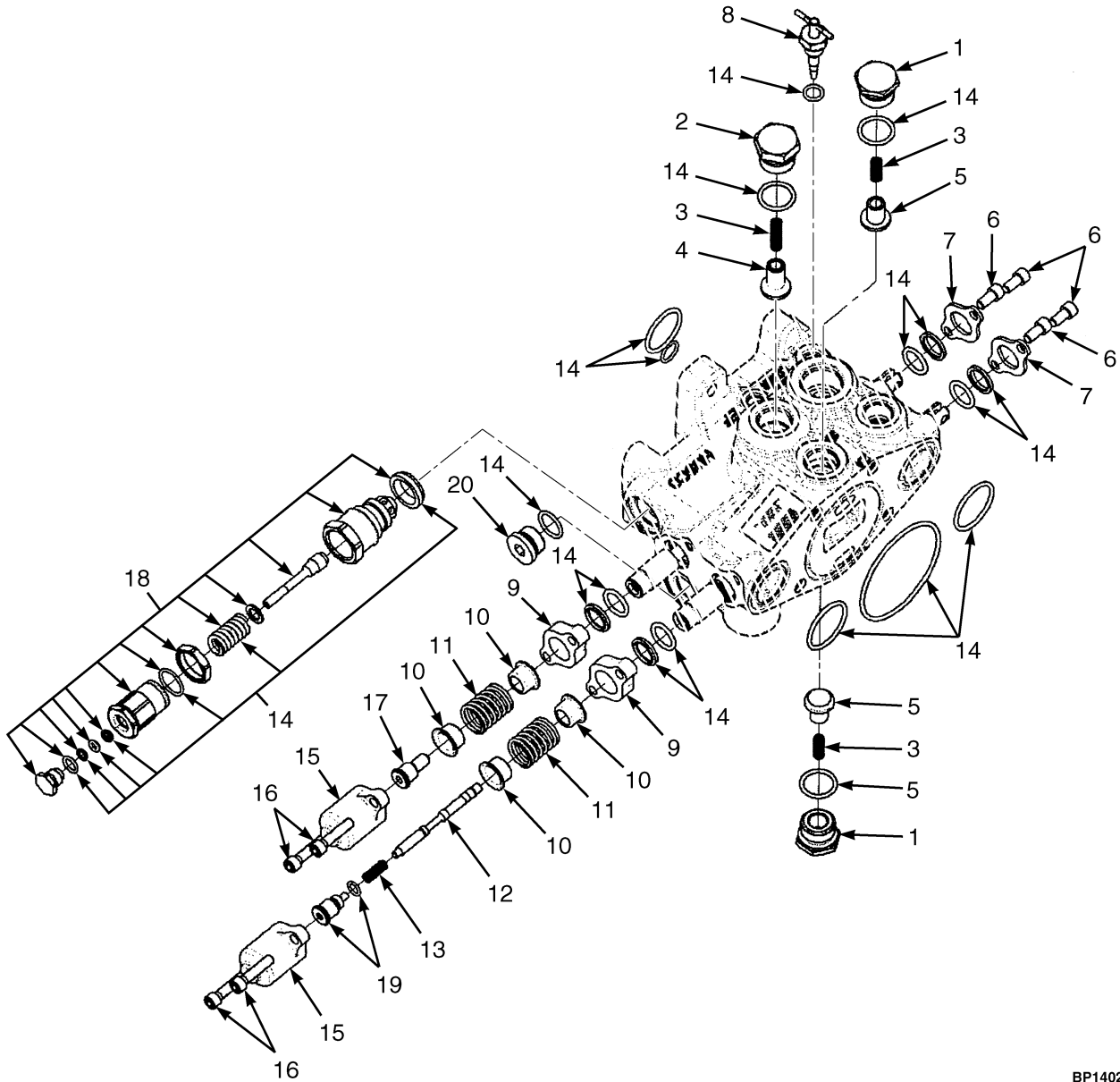
**MANUAL VALVE ANTI STALL GROUP
DUAL SPEED TRANSMISSION**

ITEM	PART NO.	DESCRIPTION	QTY
1	a 4101041	Bracket Wldmt	1
2	4630267	Valve Block (Anti-Stall Solenoid)	1
3	293799	Capscrew	2
4	1673754	Washer	2
5	4085979	Disk	1
6	1678165	Solenoid Valve	1
6	1684487	Kit-Seal	1
7	2103224	Wire Harness	1
8	4078018	T-Fitting	1
9	4634477	Hose Assy	1
10	4100401	Fitting	1
11	1516197	Fitting	1
12	4634478	Hose Assy	1
13	1542439	Clamp (Swivel)	1
14	1543698	Clamp (Swivel)	1
15	1486742	Fitting	1

FOOTNOTES:

- a** Replaces existing bracket (item number 1652575)
on Dual Speed Transmission Assembly

VALVE ASSEMBLY, LIFT AND TILT (FIGURE 11-17) MANUAL CONTROL VALVE — THREE AND FOUR FUNCTION

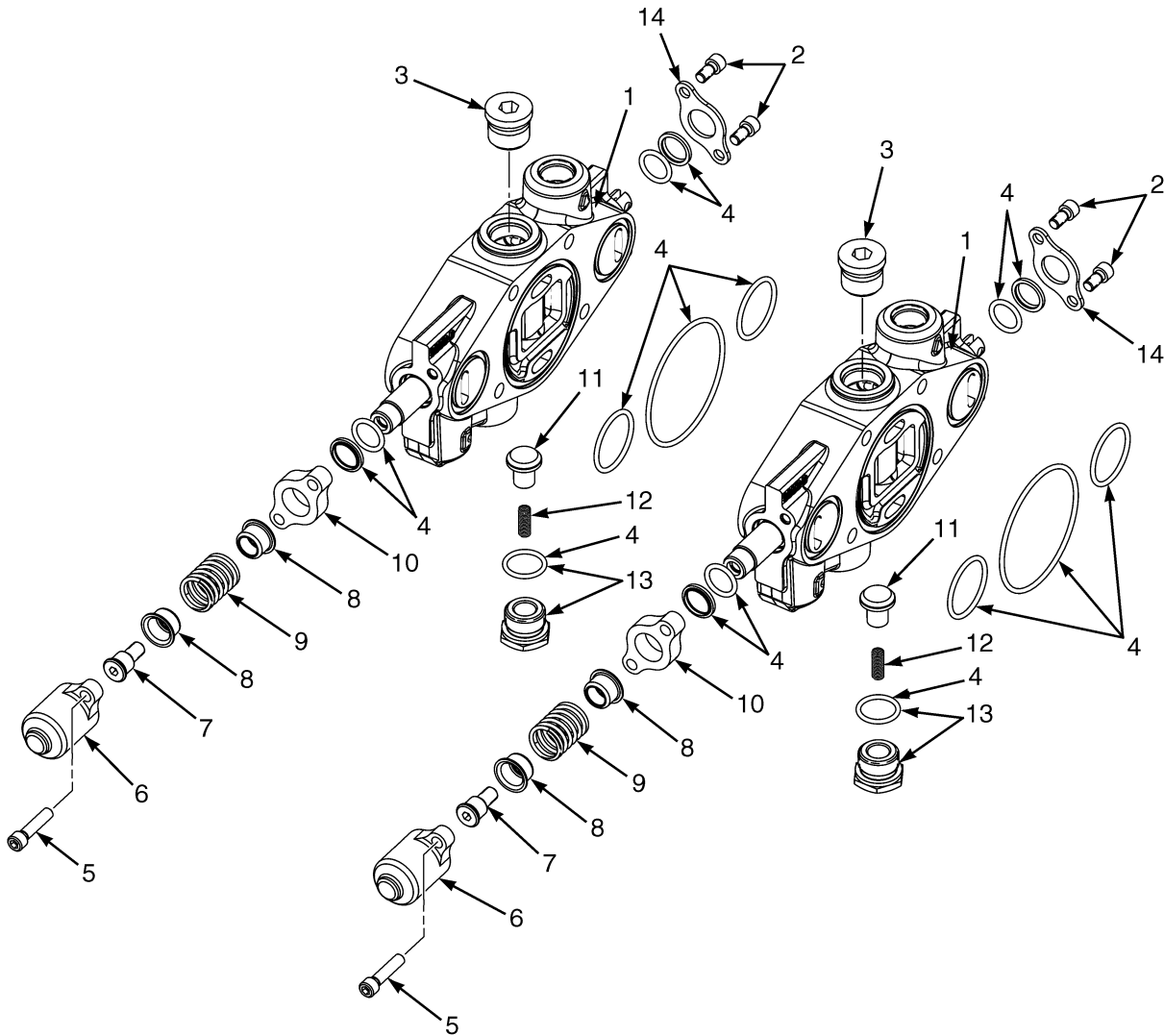


BP140244

**VALVE ASSEMBLY, LIFT AND TILT
MANUAL CONTROL VALVE – THREE AND FOUR FUNCTION**

ITEM	PART NO.	DESCRIPTION	QTY
	4088047	Valve Section (Lift And Tilt)	1
1	1578713	Plug Assembly	2
2	1578940	Plug	1
3	77442	Spring	3
4	1578943	Poppet	1
5	77443	Poppet	2
6	16706	Screw	4
7	188515	Plate	2
8	1670522	Kit-Valve (Manual Lower Assembly)	1
9	1560682	Plate	2
10	320289	Spring Seat	4
11	1656209	Wheel And Tire	2
12	1581861	Piston	1
13	341462	Spring	1
14	1670434	Kit-Seal (Three Function)	1
14	1670054	Kit-Seal (Four Function)	1
14	1670445	Kit-Seal (Lift and Tilt)	1
15	1560681	Cap	2
16	1578705	Capscrew	4
17	4088044	Spool End	1
18	4098672		
	1578747	Relief Valve (3100 PSI) (Main Relief) (Low Relief)	1
18	1578748	Relief Valve (3400 PSI) (Main) (High Relief)	1
18	Plug	1
18	Screw	1
18	Nut	1
18	Washer	1
18	Poppet	1
19	4088045	Spool End	1
20	1569602	Plug Assembly	1
99	1580097	Kit-Seal and Spring	1

AUXILIARY ONE AND TWO (FIGURE 11-18) MANUAL CONTROL VALVE — THREE AND FOUR FUNCTION



BP140119

**AUXILIARY ONE AND TWO
MANUAL CONTROL VALVE – THREE AND FOUR FUNCTION**

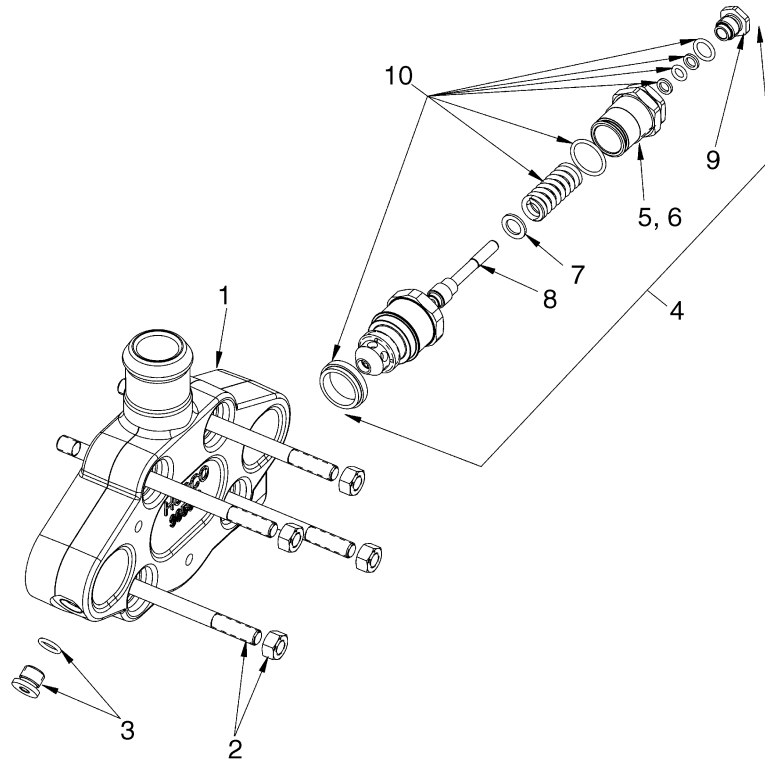
KEY:

A: Three Function

B: Four Function

ITEM	PART NO.	DESCRIPTION	QTY	
			A	B
1	4087334	Valve Section	1	1
1	4087335	Valve Section	1
2	16706	Screw	2	4
3	4031469	Plug Assembly	1	1
4	1580147	Kit-Seal (Auxiliary Functions)	1	1
5	1578705	Capscrew	2	4
6	1560681	Cap	1	2
7	4088045	Spool End	1	2
8	320289	Spring Seat	2	4
9	1581860	Spring	1	2
10	1560682	Plate	1	2
11	77443	Poppet	1	2
12	77442	Spring	1	2
13	1578713	Plug Assembly	1	2
14	188515	Plate	1	2
	1670434	Kit-Seal (Three Function)	1	..
	1670054	Kit-Seal (Four Function)	1

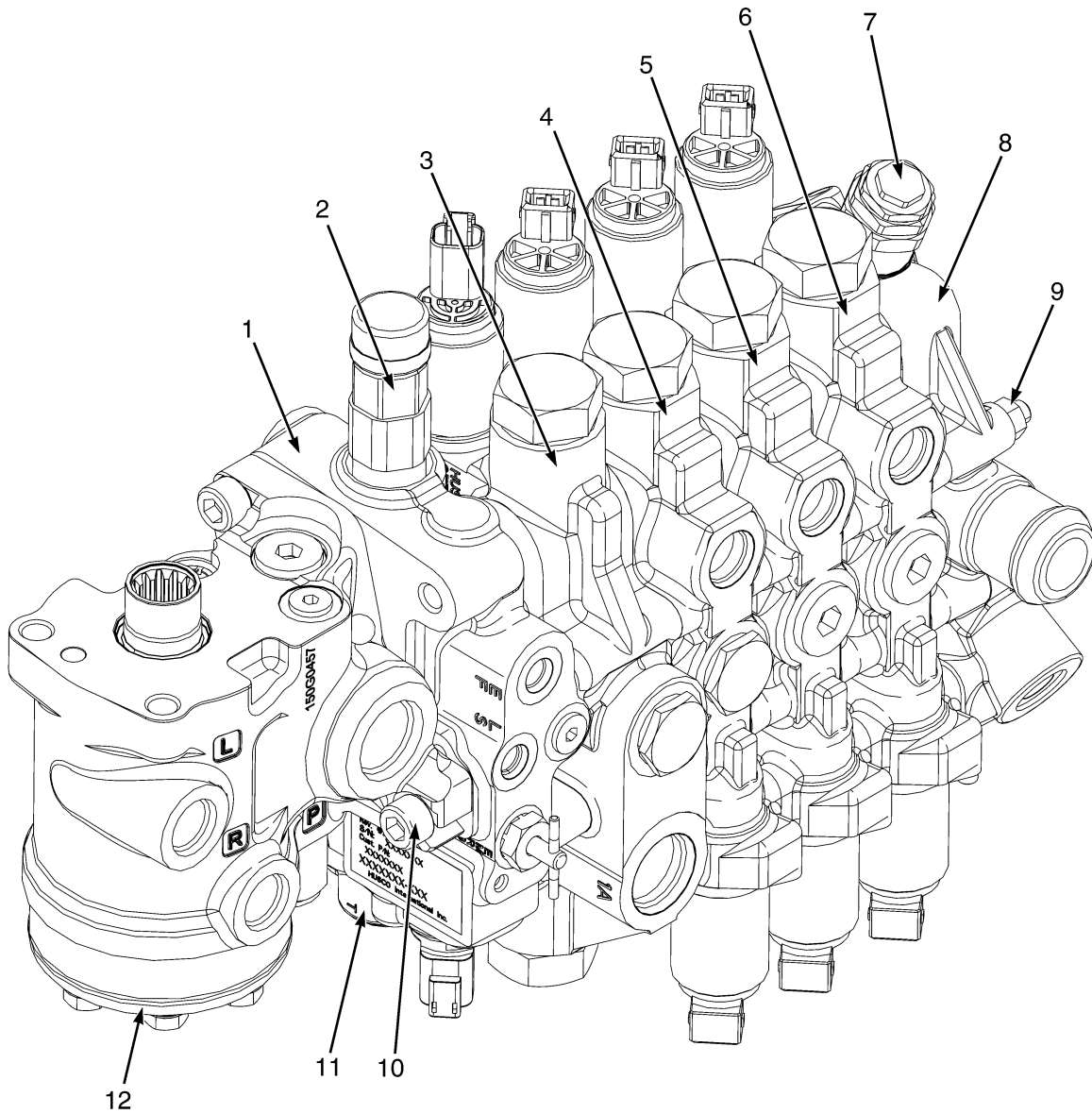
OUTLET SECTION (FIGURE 11-19) MANUAL CONTROL VALVE — THREE AND FOUR FUNCTION



BP140048

ITEM	PART NO.	DESCRIPTION	QTY
1	1578746	Valve Section (Outlet Section)	1
2	1580155	Kit-Tie Rod (Three Function)	1
2	1580156	Kit-Tie Rod (Four Function)	1
2	15055	Nut	4
3	1578712	Plug Assembly	1
3	204128	Plug	1
4	1578707	Relief Valve (Secondary) (15.5 MPa)	1
5	Nut	1
6	Screw	1
7	Washer	1
8	Poppet	1
9	Plug	1
10	1580131	Kit-Seal and Spring	1

HYDRAULIC CONTROL VALVE (FIGURE 11-20) ELECTRONIC VALVE ASSEMBLY — THREE AND FOUR FUNCTION-WITH VDP



BP140206

**HYDRAULIC CONTROL VALVE
ELECTRONIC VALVE ASSEMBLY – THREE AND FOUR FUNCTION-WITH VDP**

KEY:

A: 3 Function

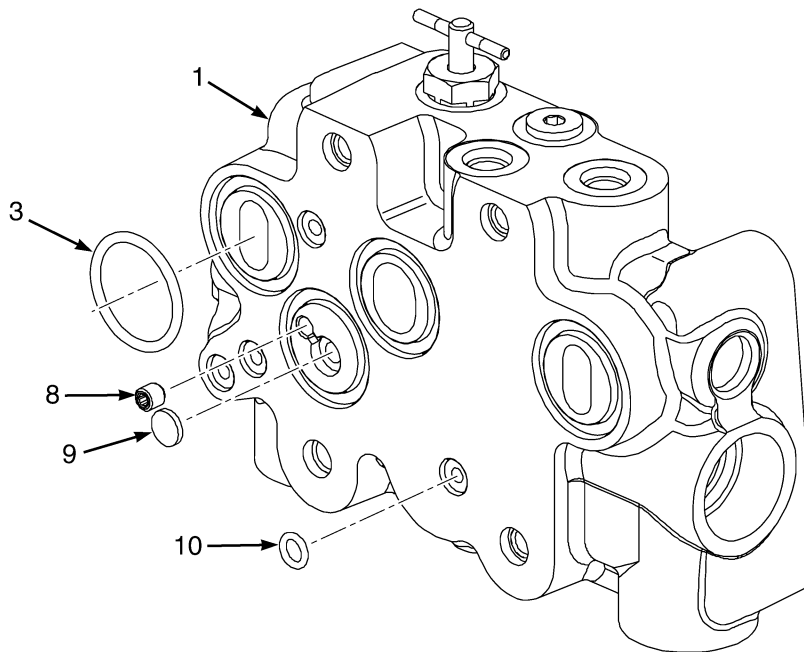
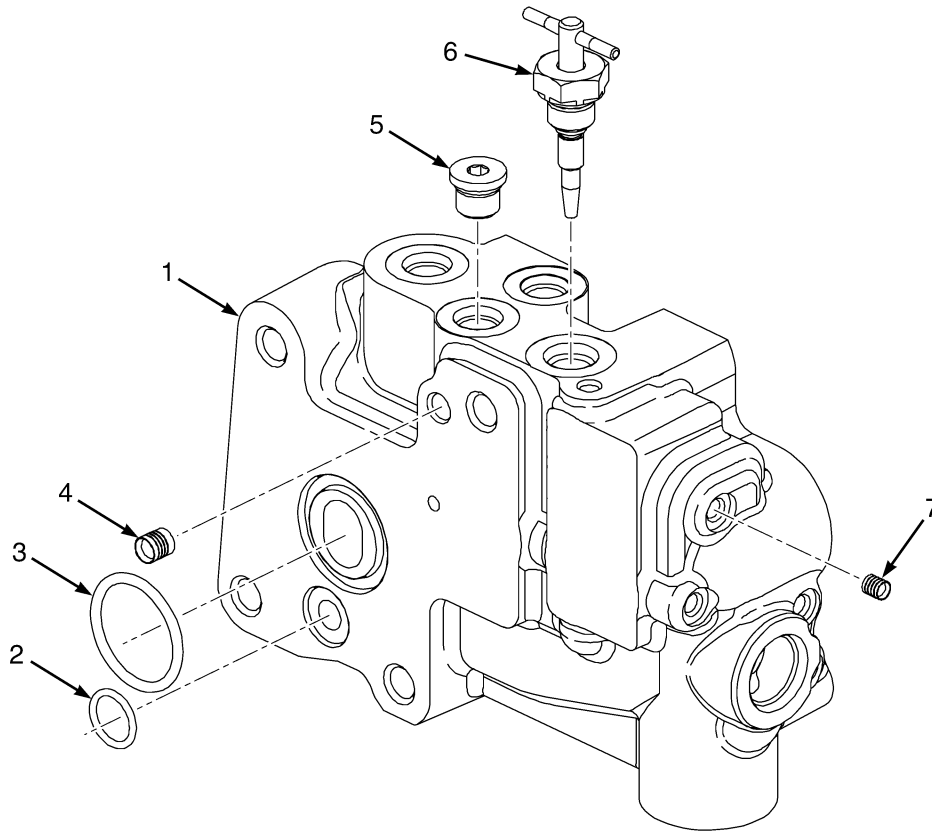
B: 4 Function

ITEM	PART NO.	DESCRIPTION	QTY	
			A	B
	4604778	Hydraulic Control Valve (Assembly, H2.5-3.0)	1	..
	4604779	Hydraulic Control Valve (Assembly, H2.5-3.0)	1
	4613673	Hydraulic Control Valve (Assembly, H2.0)	1	..
	4613674	Hydraulic Control Valve (Assembly, H2.0)	1
	4605234	Hydraulic Control Valve (H2.5-3.0)	1	..
	4605235	Hydraulic Control Valve (H2.5-3.0)	1
	4613675	Hydraulic Control Valve (H2.0)	1	..
	4613676	Hydraulic Control Valve (H2.0)	1
1	4031384	Valve Section (Transition) (☞Figure 11-21).....	1	1
2	4031379	Relief Valve	1	1
3	4031383	Valve Section (Lift) (☞Figure 11-22).....	1	1
4	4031382	Valve Section (Tilt) (☞Figure 11-23).....	1	1
5	4031381	Valve Section (Aux. 1) (☞Figure 11-24).....	1	1
6	4031526	Valve Section (Aux. 2) (☞Figure 11-25).....	..	1
7	1578707	Relief Valve (Secondary) (15.5 MPa)	1	1
8	4031380	Valve Section (Outlet) (☞Figure 11-26).....	1	1
9	4031370	Kit-Tie Rod (☞Figure 11-26).....	1	..
9	4031371	Kit-Tie Rod (☞Figure 11-26).....	..	1
10	1581858	Kit-Capscrew	1	1
10	1629155	Washer	2	2
10	Capscrew	2	2
11	1569602	Plug	1	1
12	4608005	Steering Control Unit (☞Figure 9-6).....	1	1
	a 4031374	Kit-Seal (Transition Section)	1	1
	a 4031377	Kit-Seal (Valve Master Seal Kit)	1	..
	a 4031378	Kit-Seal (Valve Master Seal Kit)	1

FOOTNOTES:

a Not Illustrated

ELECTRONIC VALVE TRANSITION SECTION (FIGURE 11-21) WITH VARIABLE DISPLACEMENT PUMP



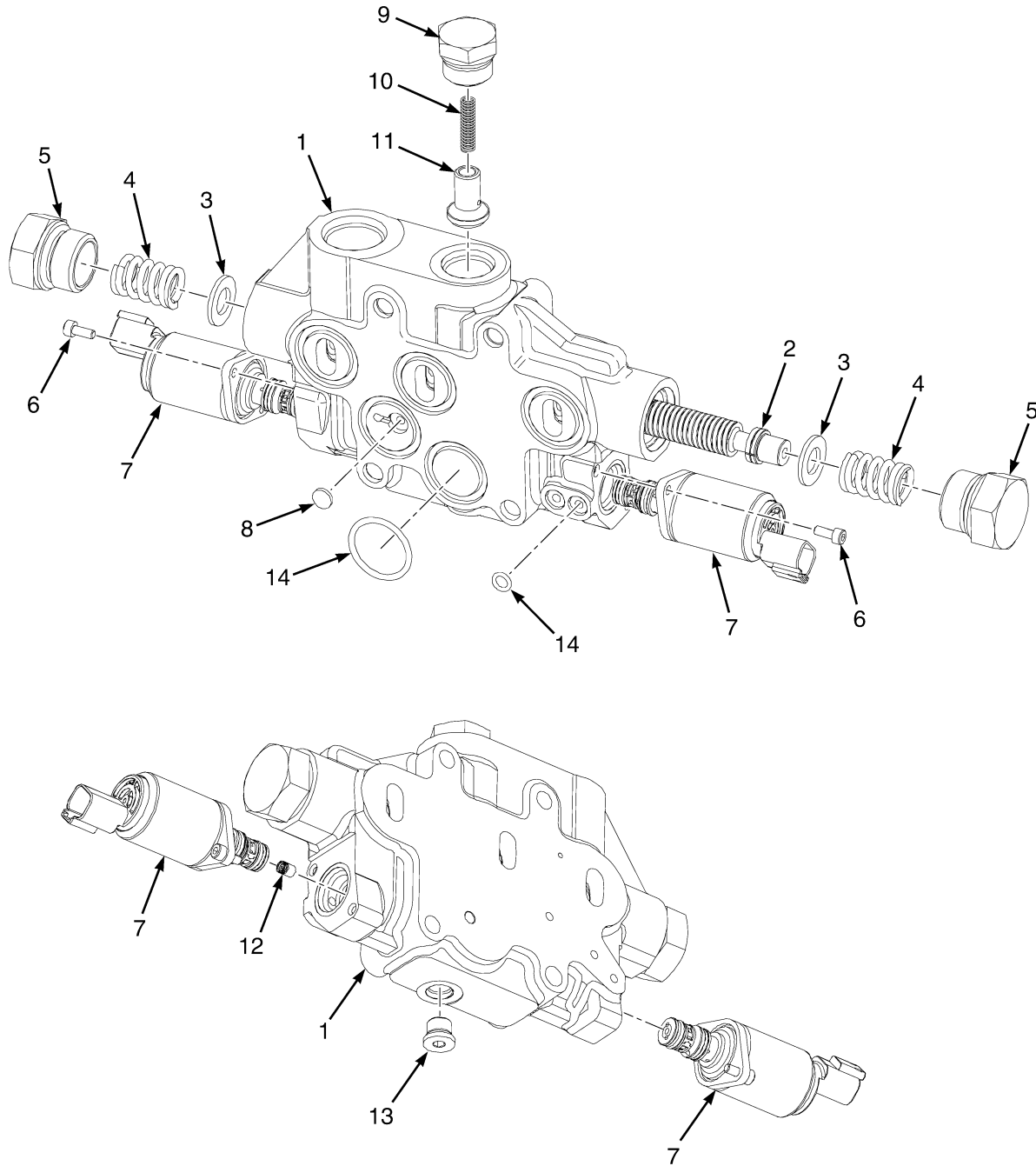
BP140207

**ELECTRONIC VALVE TRANSITION SECTION
WITH VARIABLE DISPLACEMENT PUMP**

ITEM	PART NO.	DESCRIPTION	QTY
1	4031384	Valve Section	1
2	O-Ring	1
3	O-Ring	5
4	1371250	Plug	1
5	1578712	Plug Assembly	2
6	1581862	Kit-Valve (Manual Lowering)	1
6	1658142	Valve	1
7	Plug	1
8	1578888	Setscrew	1
9	1578875	Shuttle Valve	1
10	O-Ring	4
	a 4031373	Kit-Seal (Valve to Steering Control Unit)	1

FOOTNOTES:**a** Not Illustrated

ELECTRONIC VALVE LIFT SECTION (FIGURE 11-22) WITH VARIABLE DISPLACEMENT PUMP

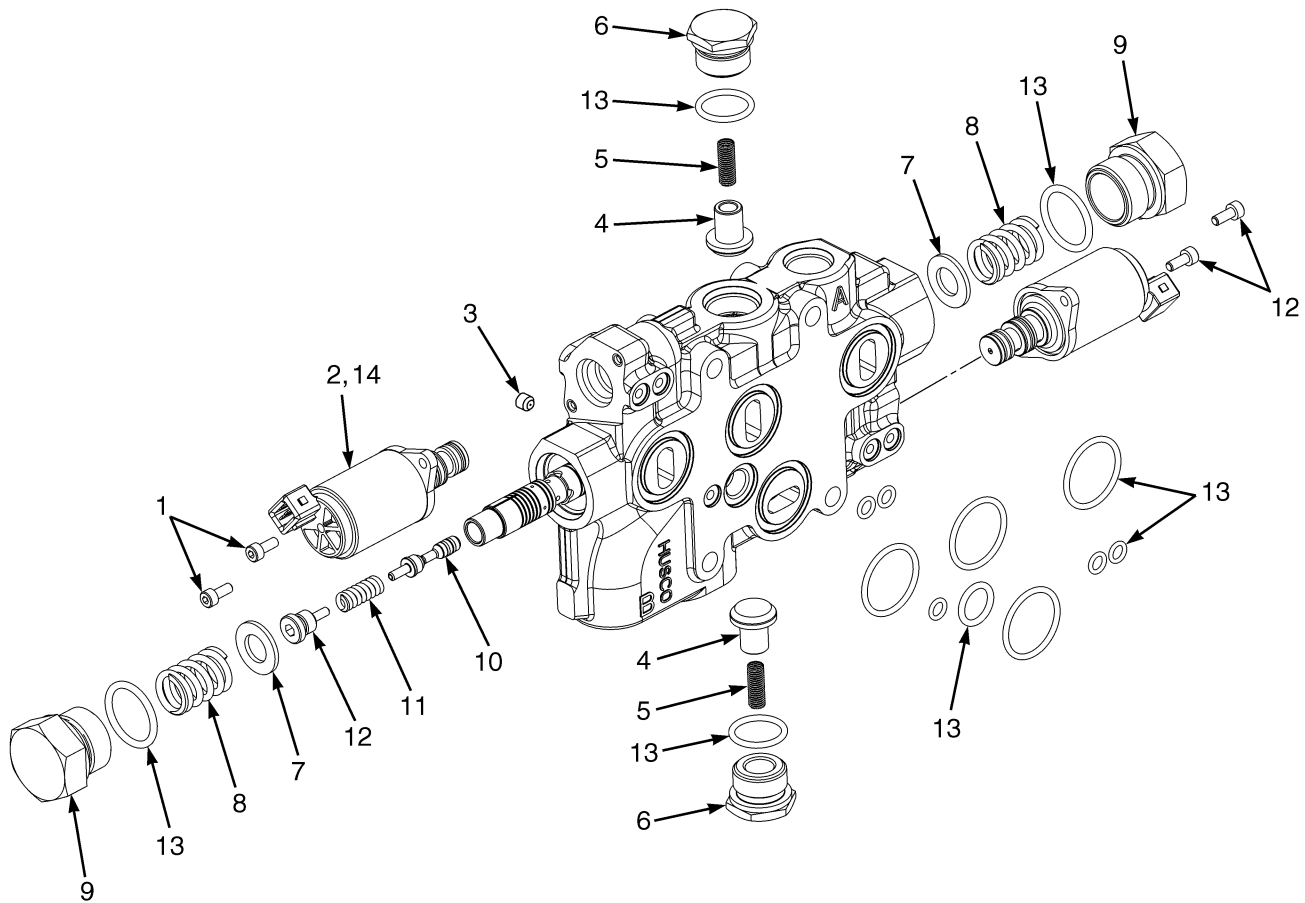


BP140208

**ELECTRONIC VALVE LIFT SECTION
WITH VARIABLE DISPLACEMENT PUMP**

ITEM	PART NO.	DESCRIPTION	QTY
1	4031383	Valve Section	1
2	Spool	1
3	1578883	Washer	2
4	4031471	Spring	2
5	1578889	Plug	2
6	1664395	Capscrew	4
7	4031472	Solenoid Valve	2
8	1578875	Shuttle Valve	1
9	1578940	Plug	1
10	77442	Spring	1
11	4036094	Poppet	1
12	4031473	Check Valve	1
13	1578712	Plug Assembly	1
14	4031375	Kit-Seal (Lift Section)	1

ELECTRONIC VALVE TILT SECTION (FIGURE 11-23) THREE AND FOUR FUNCTION

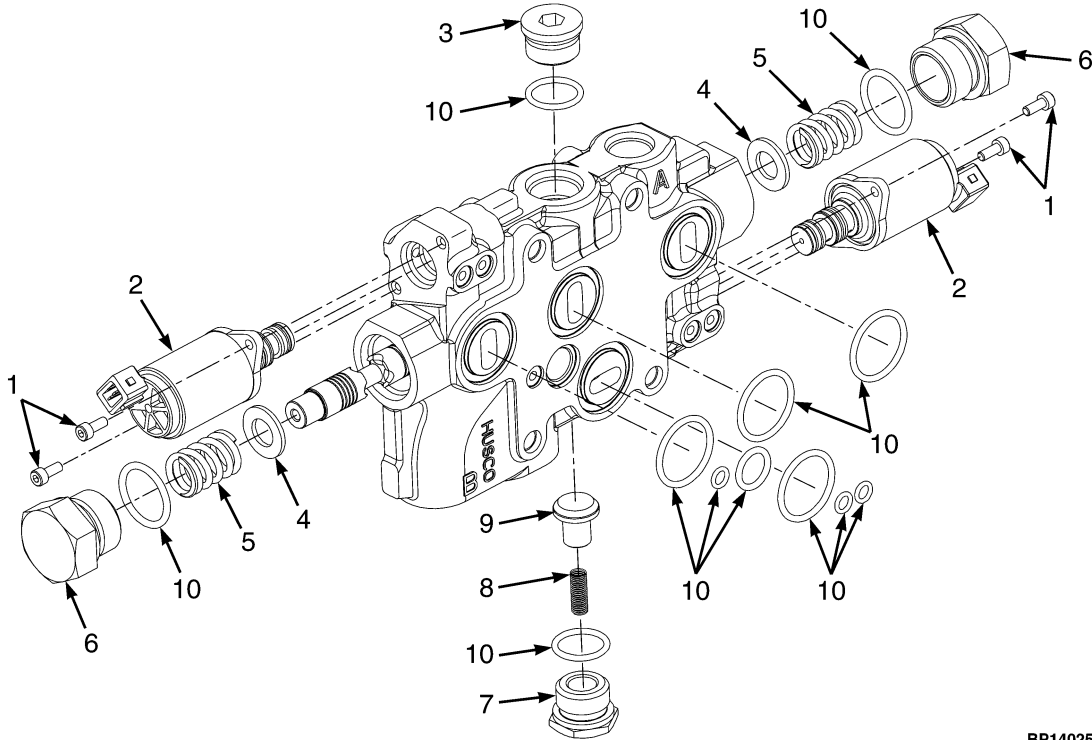


BP140114

**ELECTRONIC VALVE TILT SECTION
THREE AND FOUR FUNCTION**

ITEM	PART NO.	DESCRIPTION	QTY
	4031382	Valve Section (Tilt)	1
1	1664395	Capscrew	4
2	1578711	Valve (Pressure Reducing)	2
3	1578887	Setscrew	1
4	77443	Poppet	2
5	77442	Spring	2
6	1578713	Plug Assembly	2
7	1578883	Washer	2
8	1578882	Spring	2
9	1578889	Plug	2
10	Piston and Rod	1
11	Spring	1
12	Spool End	1
13	1578905	Kit-Seal (Tilt)	1
14	1687534	Kit-Seal (Solenoid Pressure Reducing)	1

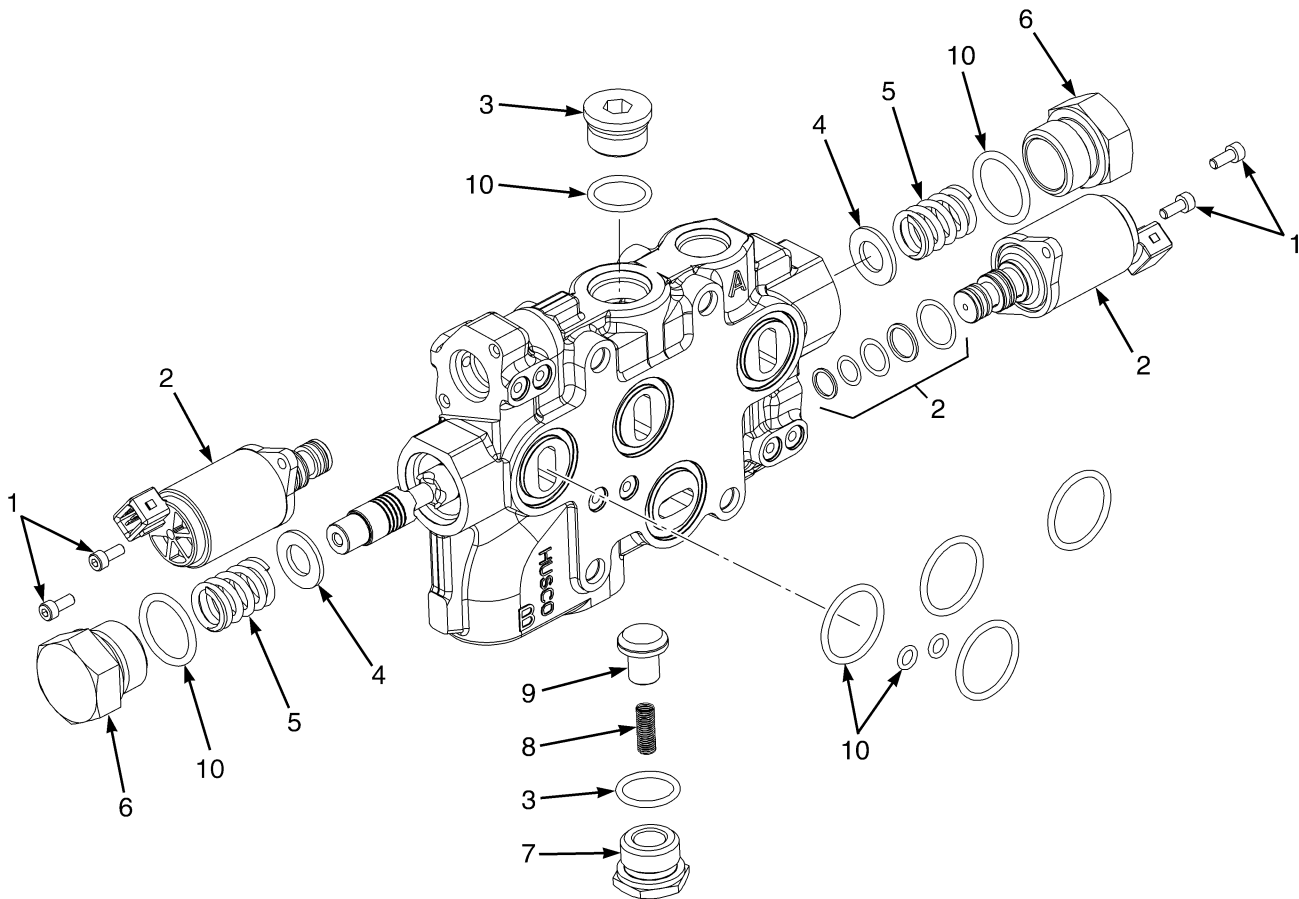
ELECTRONIC VALVE AUXILIARY ONE SECTION (FIGURE 11-24) THREE AND FOUR FUNCTION



BP140251

ITEM	PART NO.	DESCRIPTION	QTY
	4031381	Valve Section (Aux. 1)	1
1	1664395	Capscrew	4
2	1578711	Valve (Pressure Reducing)	2
2	1687534	Kit-Seal (Solenoid Pressure Reducing)	1
3	4031469	Plug Assembly	1
4	1578883	Washer	2
5	1578882	Spring	2
6	1578889	Plug	2
7	1578713	Plug Assembly	1
8	77442	Spring	1
9	77443	Poppet	1
10	1578906	Kit-Seal (Auxiliary Section)	1

ELECTRONIC VALVE AUXILIARY TWO SECTION (FIGURE 11-25) FOUR FUNCTION

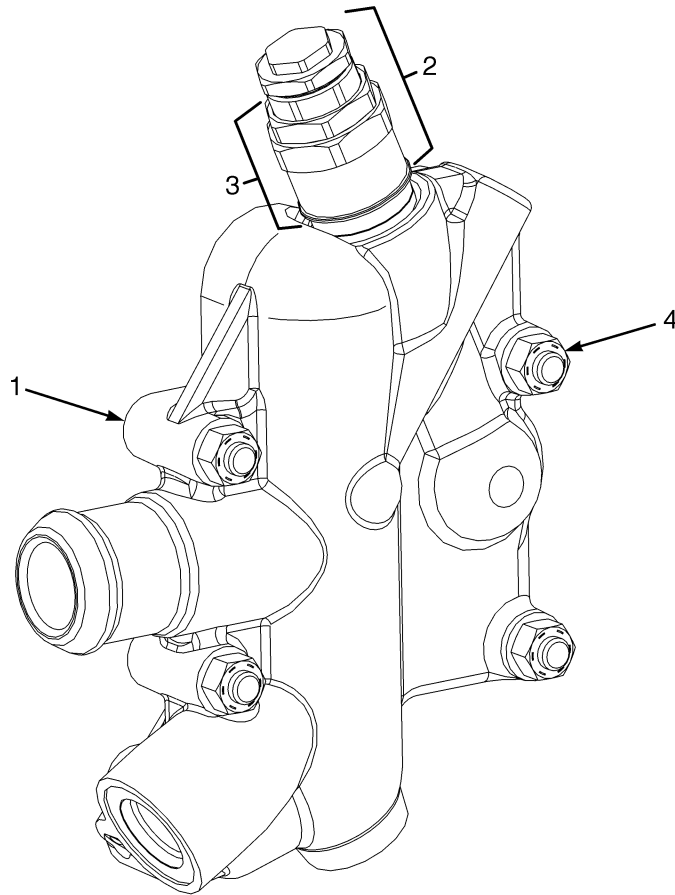


BP140116

**ELECTRONIC VALVE AUXILIARY TWO SECTION
FOUR FUNCTION**

ITEM	PART NO.	DESCRIPTION	QTY
	4031526	Valve Section (Aux. 2)	1
1	1664395	Capscrew	4
2	1578711	Valve (Pressure Reducing)	2
3	1578714	Plug Assembly	1
4	1578883	Washer	2
5	1578882	Spring	2
6	1578889	Plug	2
7	1578713	Plug Assembly	1
8	77442	Spring	1
9	77443	Poppet	1
10	1578906	Kit-Seal (Auxiliary Section)	1

**ELECTRONIC VALVE OUTLET SECTION (FIGURE 11-26)
THREE AND FOUR FUNCTION**



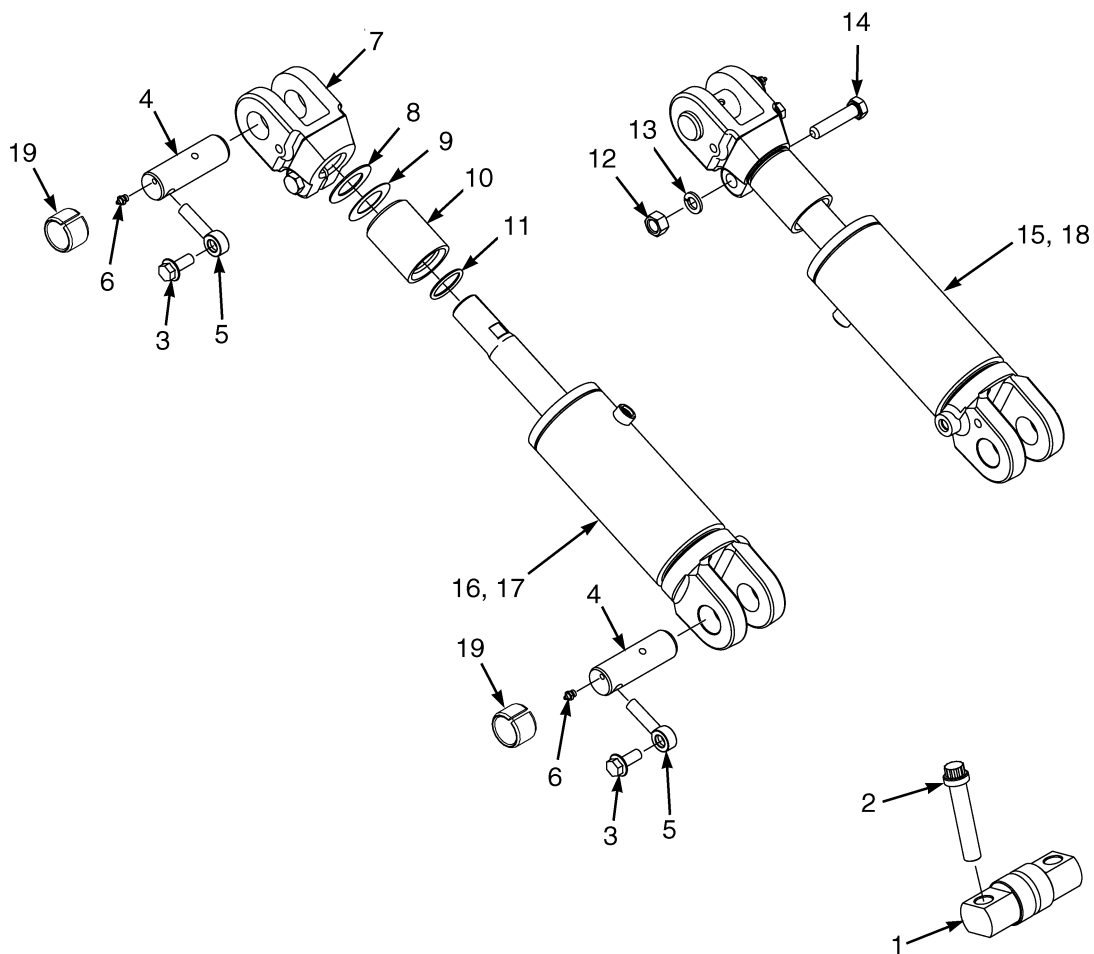
BP140169

**ELECTRONIC VALVE OUTLET SECTION
THREE AND FOUR FUNCTION**

ITEM	PART NO.	DESCRIPTION	QTY
1	4031380	Valve Section (Outlet)	1
2	1708054	Relief Valve	1
3	1580131	Kit-Seal and Spring	1
4	4031370	Kit-Tie Rod (Three Function)	1
4	4031371	Kit-Tie Rod (Four Function)	1
4	15055	Nut	4
	a 1678166	Plug	1

FOOTNOTES:**a** Not Illustrated

TILT CYLINDER AND MAST INSTALLATION (FIGURE 11-27)



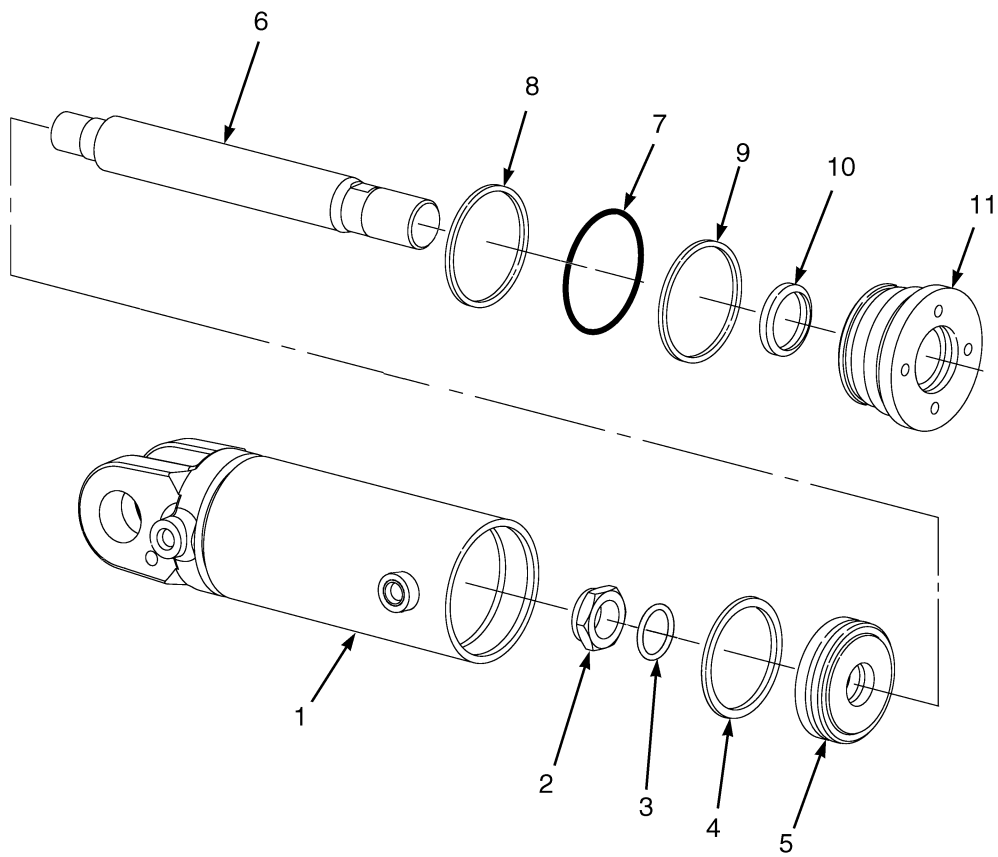
HP150985

TILT CYLINDER AND MAST INSTALLATION**KEY:****A: H2.0-2.5FT****B: H3.0-3.5FT**

ITEM	PART NO.	DESCRIPTION	QTY	
			A	B
1	1514269	Pin (Mast Mounting)	2	2
2	1520290	Capscrew	4	4
3	1586013	Capscrew	4	4
4	1533493	Pin	4	4
5	1533494	Pin Anchor	4	4
6	16040	Grease Fitting (Mast End)	2	2
6	16040	Grease Fitting (Truck End)	2	2
7	bcd 1544118	Rod End	2	..
7	a 1544120	Rod End	2	..
7	bcd 1544119	Rod End	2
7	a 1544121	Rod End	2
8	cd 134675	Shim	4	..
8	cd 142247	Shim	4
9	cd 1325119	Shim	4	..
9	cd 1325120	Shim	4
10	d 1544122	Spacer	2	..
10	c 192877	Spacer	2	..
10	d 1544123	Spacer	2
10	c 1544124	Spacer	2
11	cd 55434	O-Ring	4	..
11	cd 60563	O-Ring	4
12	1581848	Nut	2	2
12	1581849	Nut (Alternate Part)	2	2
13	1581852	Washer	2	2
14	1597381	Capscrew	2	2
14	1581592	Capscrew (Alternate Part)	2	2
15	2069187	Tilt Cylinder (RH) (☞Figure 11-28).....	1	..
16	2069188	Tilt Cylinder (LH) (☞Figure 11-28).....	1	..
17	2069186	Tilt Cylinder (LH) (☞Figure 11-29).....	..	1
18	2069189	Tilt Cylinder (RH) (☞Figure 11-29).....	..	1
19	300982	Bushing	4	4

FOOTNOTES:**a** 10° Forward/6° Back**b** 6° Forward/10° Back**c** 6° Forward/5° Back**d** 6° Forward/6° Back

TILT CYLINDERS (FIGURE 11-28) H2.0-2.5FT

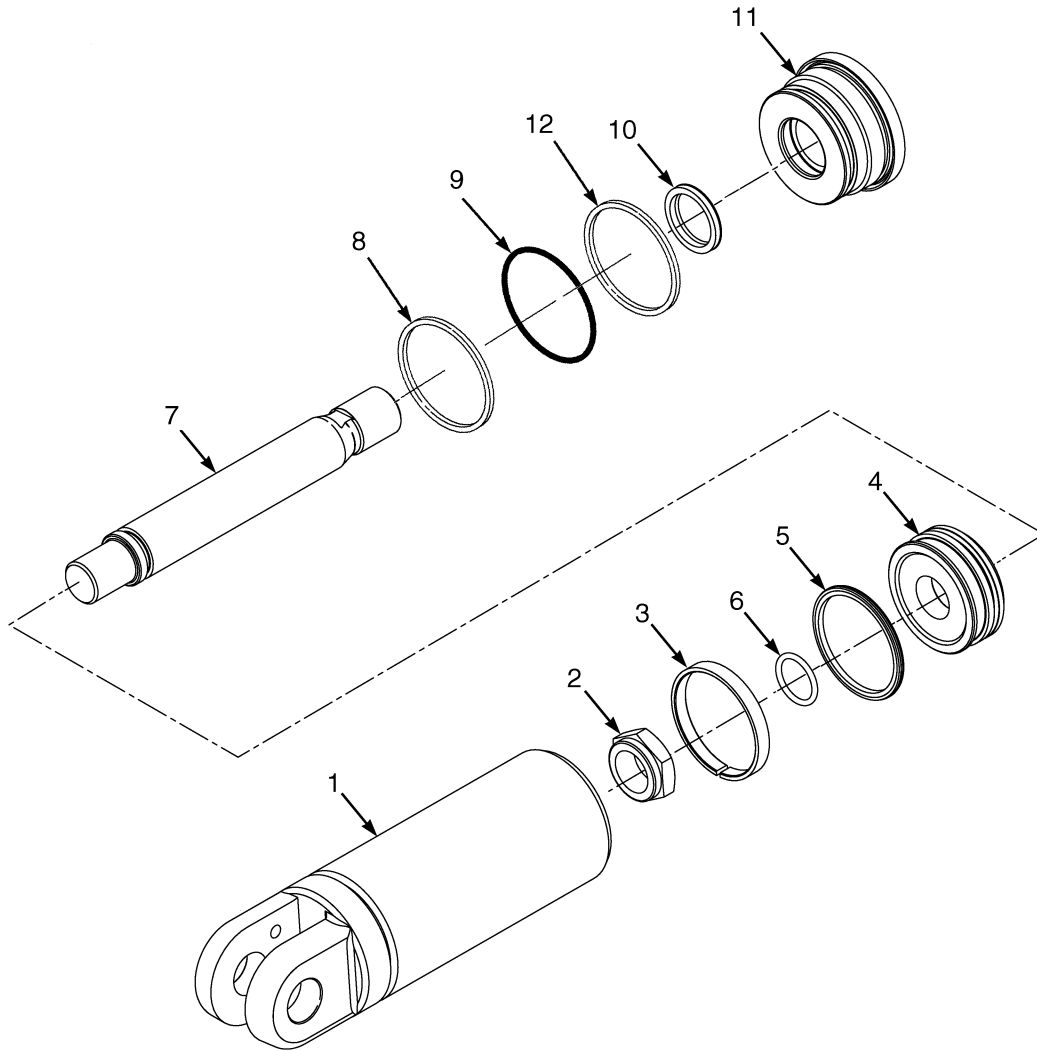


HP150974

TILT CYLINDERS
H2.0-2.5FT

ITEM	PART NO.	DESCRIPTION	QTY
	2069187	Tilt Cylinder (RH)	1
	2069188	Tilt Cylinder (LH)	1
1	2076537	Tube Wldmt-Cylinder (RH)	1
1	2076541	Tube Wldmt-Cylinder (LH)	1
2	2302899	Locknut	1
3	39374	O-Ring	1
4	2044370	Piston Seal	1
5	1338741	Piston	1
6	2076539	Cylinder Rod	1
7	46388	O-Ring	1
8	154375	Back-Up Ring	1
9	1381082	Rod Seal	1
10	1383062	Rod Wiper	1
11	1338744	Gland	1
	1492644	Kit-Seal	1

TILT CYLINDERS (FIGURE 11-29)
H3.0-3.5FT



HP150975

TILT CYLINDERS
H3.0-3.5FT

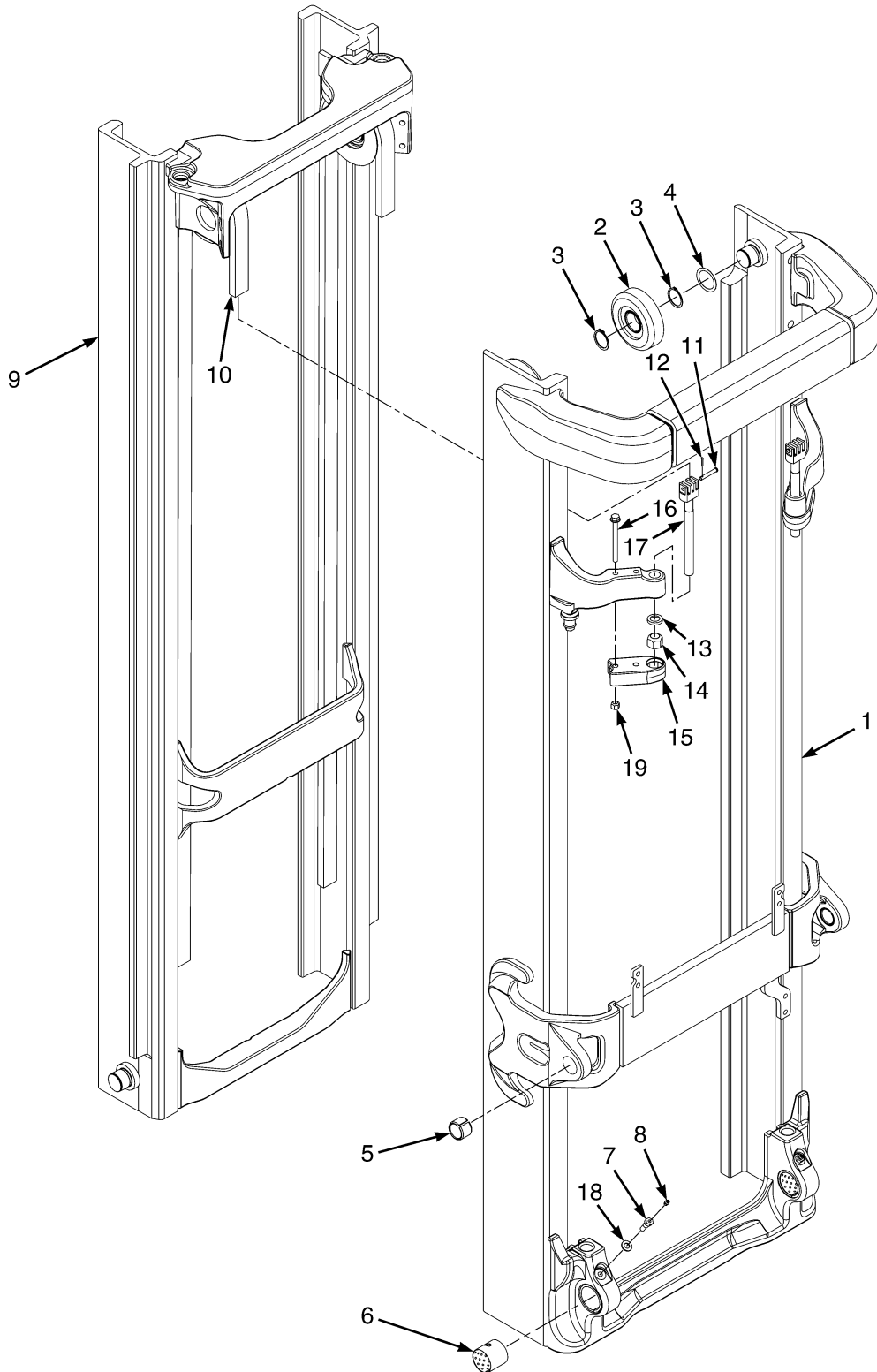
ITEM	PART NO.	DESCRIPTION	QTY
	2069186	Tilt Cylinder (LH)	1
	2069189	Tilt Cylinder (RH)	1
1	2076536	Tube Wldmt-Cylinder (RH)	1
1	2076540	Tube Wldmt-Cylinder (LH)	1
2	2070018	Locknut	1
3	199852	Wear Ring	1
4	1381078	Piston	1
5	2044371	Piston Seal	1
6	237812	O-Ring	1
7	2076538	Cylinder Rod	1
8	268619	O-Ring	1
9	147973	Back-Up Ring	1
10	1383063	Rod Wiper	1
11	1527520	Gland	1
12	1381083	Rod Seal	1
	1527719	Kit-Seal (Tilt Cylinder)	1

SECTION 12

MAST-TWO STAGE LIMITED FREE-LIFT

DESCRIPTION	PAGE
CARRIAGE	
TWO STAGE LIMITED FREE-LIFT	12-20
HEADER HOSE AND ATTACHING PARTS	
TWO STAGE LIMITED FREE-LIFT	12-16
INNER MAST	
TWO STAGE LIMITED FREE LIFT	12-4
MAIN LIFT	
TWO STAGE LIMITED FREE LIFT	12-6
MAIN LIFT CYLINDER	
TWO STAGE LIMITED FREE LIFT	12-8
TWO STAGE LIMITED FREE LIFT - HIGH LIFT	12-12
OUTER MAST	
TWO STAGE LIMITED FREE-LIFT	12-2

OUTER MAST (FIGURE 12-1) TWO STAGE LIMITED FREE-LIFT



BP170642

**OUTER MAST
TWO STAGE LIMITED FREE-LIFT
GLP/GDP20-25VX**

ITEM	DESCRIPTION 1 2 3 4	LIFT HEIGHT TO BOTTOM OF FORKS			
		3252 mm (128.0 in.)	3752 mm (147.7 in.)	4292 mm (169.0 in.)	4792 mm (188.7 in.)
		Mast Group Number	F507 3252	F507 3752	F507 4292
	Mast Assy	4627975	4627980	4627985	4627989
1	Outer Mast	4053747	4053752	4053758	4053763

GLP/GDP30-35VX

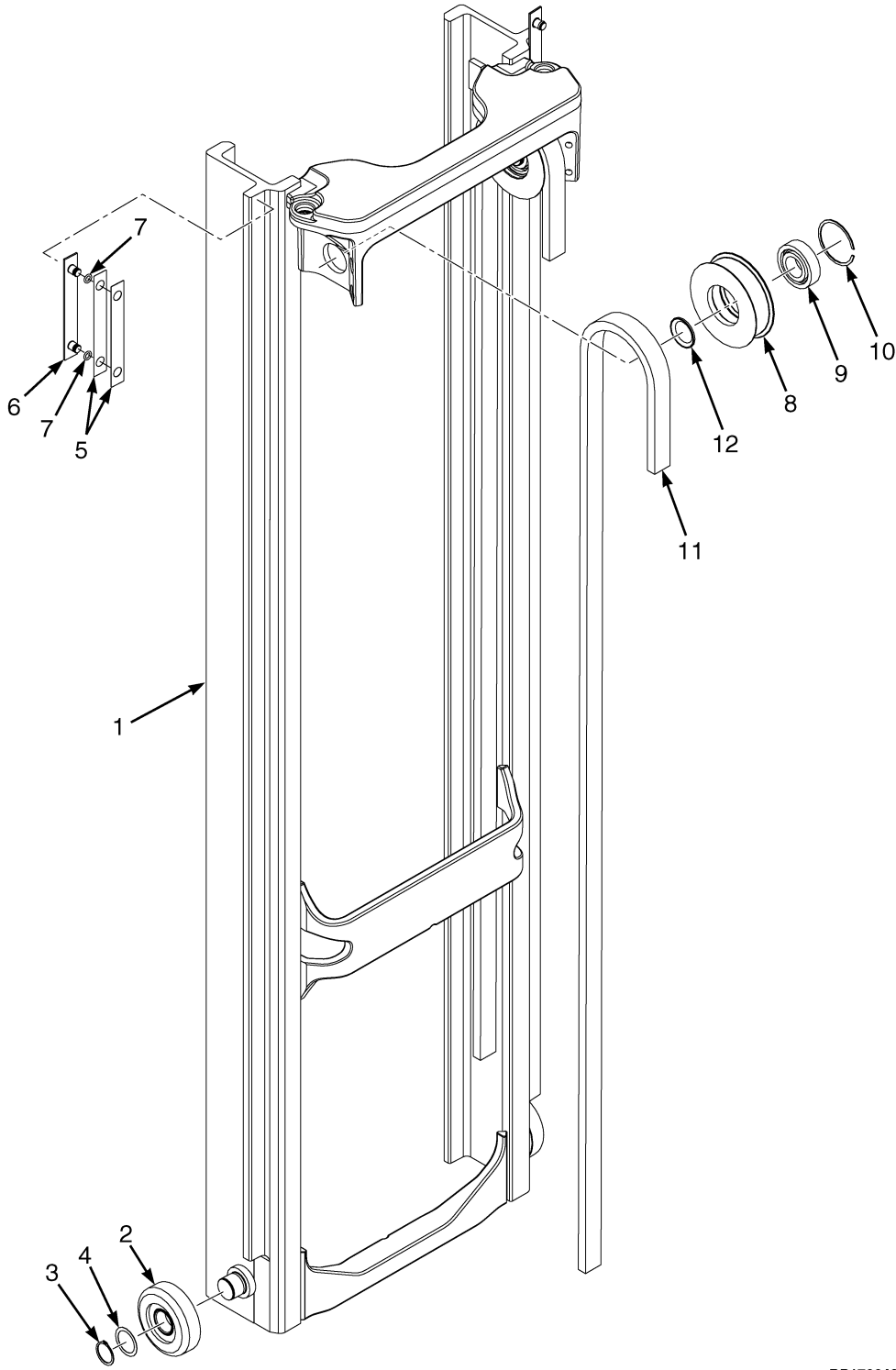
ITEM	DESCRIPTION 1 2 3 4	LIFT HEIGHT TO BOTTOM OF FORKS			
		3059 mm (120.4 in.)	3559 mm (140.1 in.)	4059 mm (159.8 in.)	4559 mm (179.5 in.)
		Mast Group Number	F562 3059	F562 3559	F562 4059
	Mast Assy	4627956	4627961	4627966	4627970
1	Outer Mast	4053747	4053752	4053758	4053763

ITEM	PART NO.	DESCRIPTION	QTY
	a	Mast Assy	1
1	a	Outer Mast	1
2	1333396	Load Roller ("B") (111.48/111.22)	2
2	1395168	Load Roller ("A") (111.10/110.84) (Optional)	2
3	58901	Snap Ring	2
3	1374797	Snap Ring (Optional)	2
4	129387	Shim (0.508 mm)	AR
5	300982	Bushing	2
6	4033414	Bushing (Bronze)	2
7	4033412	Capscrew	2
8	13957	Grease Fitting	2
9	Inner Mast	1
10	Chain	2
11	1514866	Pin	2
12	15211	Cotter Pin	2
13	297649	Ring	2
14	4031973	Nut	2
15	4051079	Restraint	2
16	4082846	Capscrew	2
17	4072717	Chain Anchor (H2.0-2.5FT)	2
17	4072704	Chain Anchor (H3.0-3.5FT)	2
18	1581557	Washer	2
19	1581566	Nut	4

FOOTNOTES:

a Refer to Table

INNER MAST (FIGURE 12-2) TWO STAGE LIMITED FREE LIFT



BP170643

**INNER MAST
TWO STAGE LIMITED FREE LIFT
GLP/GDP20-25VX**

ITEM	DESCRIPTION 1 2 3 4	LIFT HEIGHT TO BOTTOM OF FORKS			
		3252 mm (128.0 in.)	3752 mm (147.7 in.)	4292 mm (169.0 in.)	4792 mm (188.7 in.)
		Mast Group Number	F507 3252	F507 3752	F507 4292
	Mast Assy	4627975	4627980	4627985	4627989
1	Inner Mast	4054062	4054067	4054072	4054076
11	Chain	129361	180176	197327	1342081

GLP/GDP30-35VX

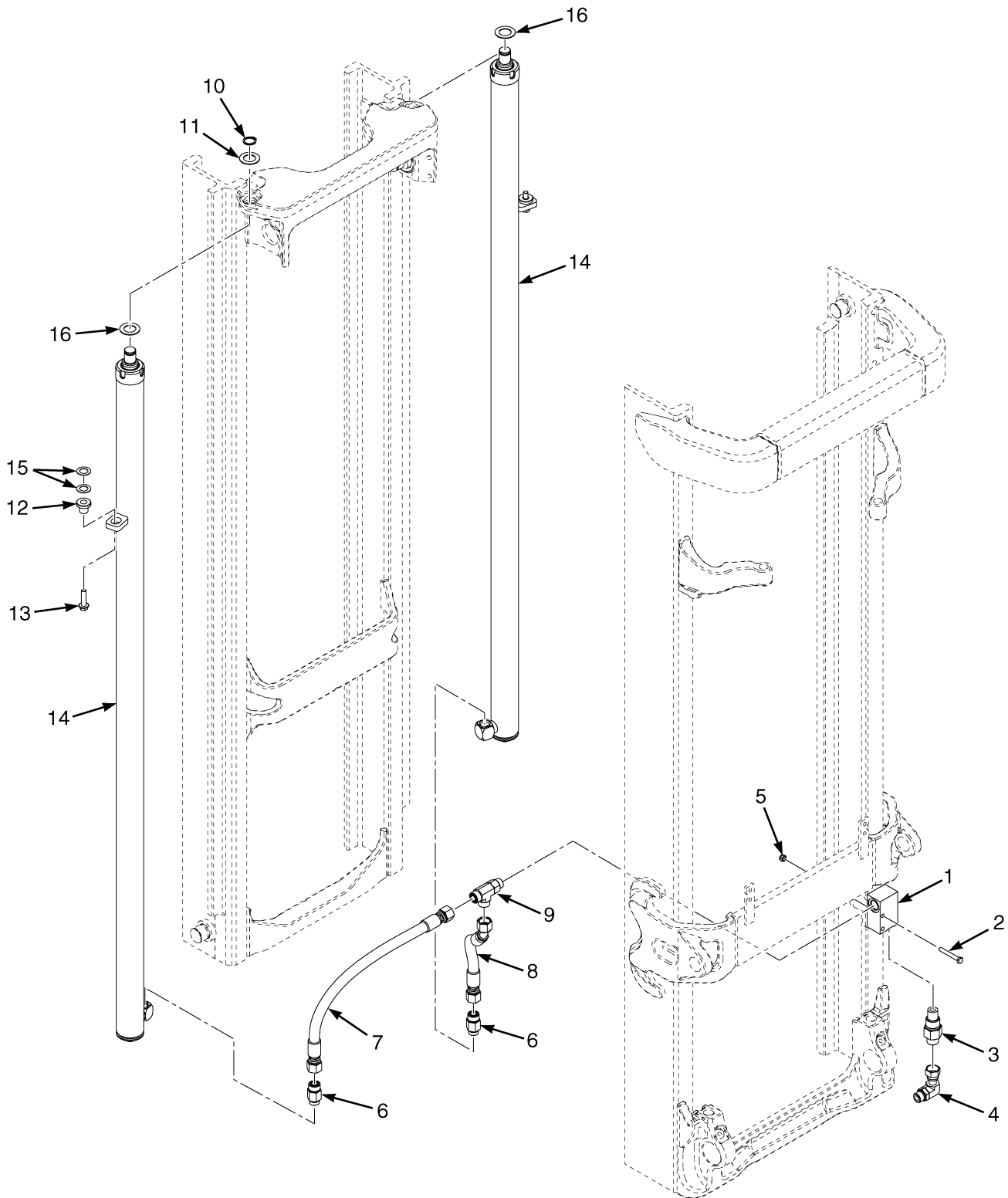
ITEM	DESCRIPTION 1 2 3 4	LIFT HEIGHT TO BOTTOM OF FORKS			
		3059 mm (120.4 in.)	3559 mm (140.1 in.)	4059 mm (159.8 in.)	4559 mm (179.5 in.)
		Mast Group Number	F562 3059	F562 3559	F562 4059
	Mast Assy	4627956	4627961	4627966	4627970
1	Inner Mast	4054062	4054067	----	4054076
11	Chain	1342384	1342387	1342136	1342394

ITEM	PART NO.	DESCRIPTION	QTY
	a	Mast Assy	1
1	a	Inner Mast	1
2	1333396	Load Roller ("B") (111.48/111.22)	2
2	1395168	Load Roller ("A") (111.10/110.84) (Optional)	2
3	58901	Snap Ring	2
3	1374797	Snap Ring (Optional)	2
4	129387	Shim (0.508 mm)	AR
5	131716	Shim (0.508 mm)	2
5	131715	Shim (0.178 mm) (Optional)	2
6	215211	Wear Strip	2
7	104506	O-Ring	4
8	4054944	Chain Sheave Assembly (H2.0-2.5FT)	2
8	4048508	Chain Sheave Assembly (H3.0-3.5FT)	2
8	4054945	Chain Sheave (H2.0-2.5FT)	1
8	4046499	Chain Sheave (H3.0-3.5FT)	1
9	1378699	Ball Bearing	1
10	37752	Snap Ring	1
11	a	Chain	2
12	335661	Spacer	2

FOOTNOTES:

a Refer to Table

MAIN LIFT (FIGURE 12-3) TWO STAGE LIMITED FREE LIFT

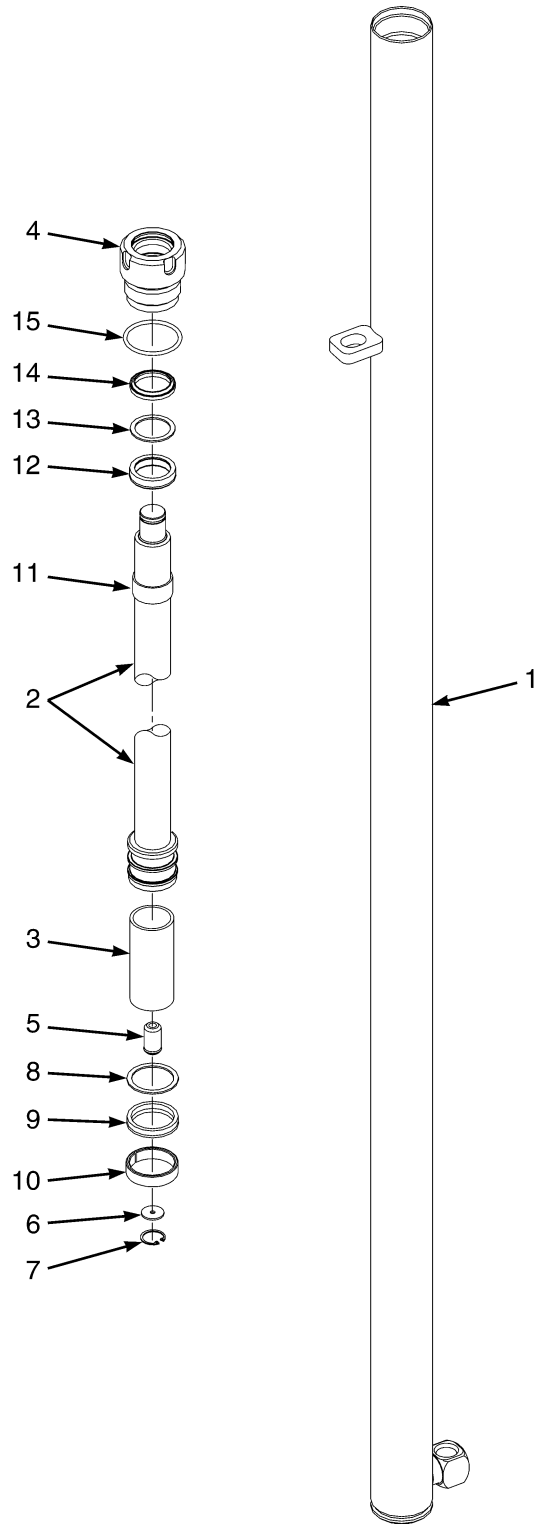


BP170644

**MAIN LIFT
TWO STAGE LIMITED FREE LIFT**

ITEM	PART NO.	DESCRIPTION	QTY
1	4058916	Housing (Lowering Control)	1
2	1581836	Capscrew	2
3	2062651	Lowering Control Valve (H2.0-2.50FT)	1
3	2062652	Lowering Control Valve (H3.0-3.5FT)	1
4	1486580	Fitting	1
5	1581566	Nut	2
6	2062686	Hyd Velocity Fuse (H2.0-2.50FT)	2
6	2062687	Hyd Velocity Fuse (H3.0-3.5FT)	2
7	4620151	Hose Assy (LH)	1
8	4620152	Hose Assy (RH)	1
9	1592853	Fitting	1
10	131358	Snap Ring	2
11	1333382	Washer (1.500 mm)	2
12	4054558	Isolator	2
13	4029051	Capscrew	2
14	Main Cylinder (☞Figure 12-5).....	2
15	1581557	Washer	4
16	1354915	Washer (0.254 mm)	2
16	1354916	Washer (0.762 mm)	2
16	1354917	Washer (1.524 mm)	2

MAIN LIFT CYLINDER (FIGURE 12-4) TWO STAGE LIMITED FREE LIFT



BP170645

**MAIN LIFT CYLINDER
TWO STAGE LIMITED FREE LIFT**

H2.0-2.5FT

ITEM	DESCRIPTION 1 2 3 4	LIFT HEIGHT TO BOTTOM OF FORKS		
		3252 mm (128.0 in.)	3752 mm (147.7 in.)	4292 mm (169.0 in.)
		Mast Group Number	F507 3252	F507 3752
	Cylinder Group Number			
	Lift Cylinder	4625308	4625313	4625318

H3.0-3.5FT

ITEM	DESCRIPTION 1 2 3 4	LIFT HEIGHT TO BOTTOM OF FORKS	
		3059 mm (120.4 in.)	3559 mm (140.1 in.)
		Mast Group Number	F562 3059
	Cylinder Group Number		
	Lift Cylinder	4625339	4625344

KEY:

A: H2.0-2.50FT

B: H3.0-3.50FT

ITEM	PART NO.	DESCRIPTION	QTY	
			A	B
	a	Lift Cylinder	2	2
1	a	Tube Wldmt-Cylinder	1	1
2	a	Cylinder Rod	1	1
3	a	Spacer	1	1
4	4615847	Gland	1	..
4	4615848	Gland	1
5	257913	Check Valve	1	1
6	297531	Washer	1	1
6	637635	Washer (Optional)	1	1
7	187388	Snap Ring	1	1
8	638246	Back-Up Ring	1	..
8	335012	Back-Up Ring	1
9	1381064	Piston Seal	1	..
9	1381063	Piston Seal	1
10	1356750	Wear Ring	1	..
10	1356751	Wear Ring	1
11	322902	Wear Ring	1	1
12	1356749	Rod Seal	1	1
13	322824	Back-Up Ring	1	1
14	1383063	Rod Wiper	1	1
15	92861	O-Ring	1	..

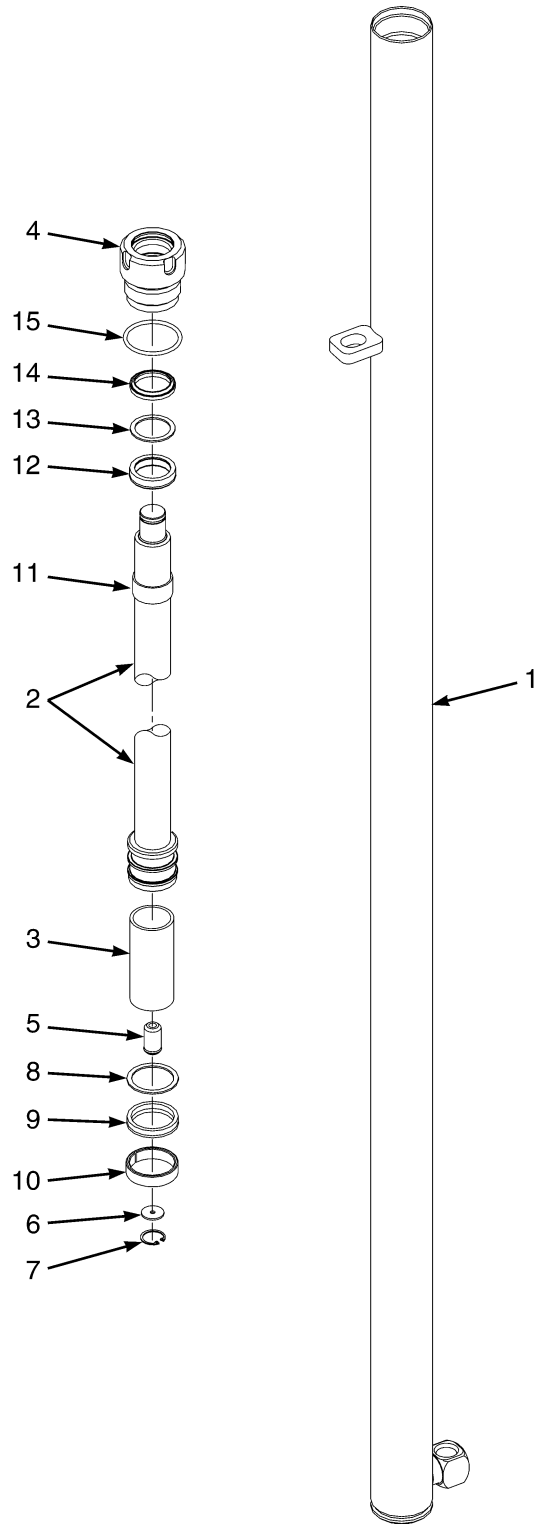
MAIN LIFT CYLINDER TWO STAGE LIMITED FREE LIFT

KEY:**A:** H2.0-2.50FT**B:** H3.0-3.50FT

ITEM	PART NO.	DESCRIPTION	QTY	
			A	B
15	59229	O-Ring	1
	4623973	Kit-Seal	1	..
	4623974	Kit-Seal	1

FOOTNOTES:**a** Refer to Table

**MAIN LIFT CYLINDER (FIGURE 12-5)
TWO STAGE LIMITED FREE LIFT — HIGH LIFT**



BP170645

**MAIN LIFT CYLINDER
TWO STAGE LIMITED FREE LIFT – HIGH LIFT**

H2.0-2.5FT

ITEM	DESCRIPTION 1 2 3 4	LIFT HEIGHT TO BOTTOM OF FORKS	
	Mast Group Number	F507 4792	
	Cylinder Group Number		
	Lift Cylinder	4625330	

H3.0-3.5FT

ITEM	DESCRIPTION 1 2 3 4	LIFT HEIGHT TO BOTTOM OF FORKS	
	Mast Group Number	F562 4059	F562 4559
	Cylinder Group Number		
	Lift Cylinder	4625349	4625354

KEY:

A: H2.0-2.50FT

B: H3.0-3.5FT

ITEM	PART NO.	DESCRIPTION	QTY	
			A	B
	a	Lift Cylinder	2	2
1	a	Tube Wldmt-Cylinder	1	1
2	a	Cylinder Rod	1	1
3	a	Spacer	1	1
4	4625463	Gland	1	1
5	257913	Check Valve	1	1
6	297531	Washer	1	1
6	637635	Washer (Optional)	1	1
7	187388	Snap Ring	1	1
8	638246	Back-Up Ring	1	..
8	335012	Back-Up Ring	1
9	1381064	Piston Seal	1	..
9	1381063	Piston Seal	1
10	1356750	Wear Ring	1	..
10	1356751	Wear Ring	1
11	1380570	Wear Ring	1	1
12	1356752	Rod Seal	1	1
13	335012	Back-Up Ring	1	..
14	1383064	Rod Wiper	1	1
15	39389	O-Ring	1	..
15	59229	O-Ring	1

MAIN LIFT CYLINDER TWO STAGE LIMITED FREE LIFT – HIGH LIFT

KEY:

A: H2.0-2.50FT

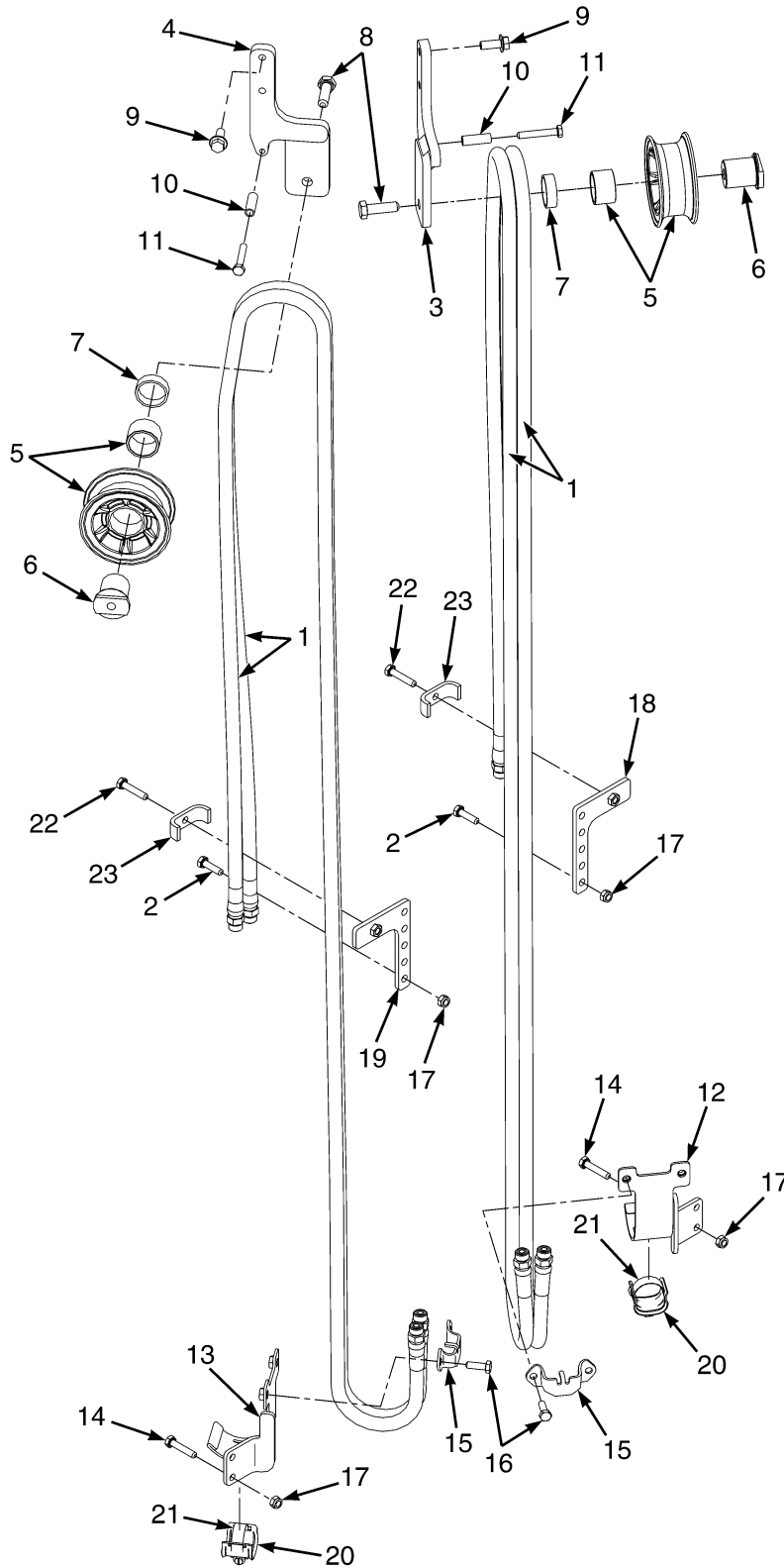
B: H3.0-3.5FT

ITEM	PART NO.	DESCRIPTION	QTY	
			A	B
	4625474	Kit-Seal	1	..
	4625475	Kit-Seal	1

FOOTNOTES:

a Refer to Table

HEADER HOSE AND ATTACHING PARTS (FIGURE 12-6) TWO STAGE LIMITED FREE-LIFT



BP170655

**HEADER HOSE AND ATTACHING PARTS
TWO STAGE LIMITED FREE-LIFT**

H2.0-2.50FT

ITEM	DESCRIPTION 1 2 3 4	LIFT HEIGHT TO BOTTOM OF FORKS			
		3252 mm (128.0 in.)	3752 mm (147.7 in.)	4292 mm (169.0 in.)	4792 mm (188.7 in.)
		Mast Group Number	F507 3252	F507 3752	F507 4292
1	Header Hose	4628135	4628140	4628145	4628149

H3.0-3.50FT

ITEM	DESCRIPTION 1 2 3 4	LIFT HEIGHT TO BOTTOM OF FORKS				
		3059 mm (120.4 in.)	3159 mm (124.4 in.)	3559 mm (140.1 in.)	4059 mm (159.8 in.)	4559 mm (179.5 in.)
		Mast Group Number	F562 3059	F562 3159	F562 3559	F562 4059
1	Header Hose	4628135	4628136	4628140	4628145	4628149

KEY:

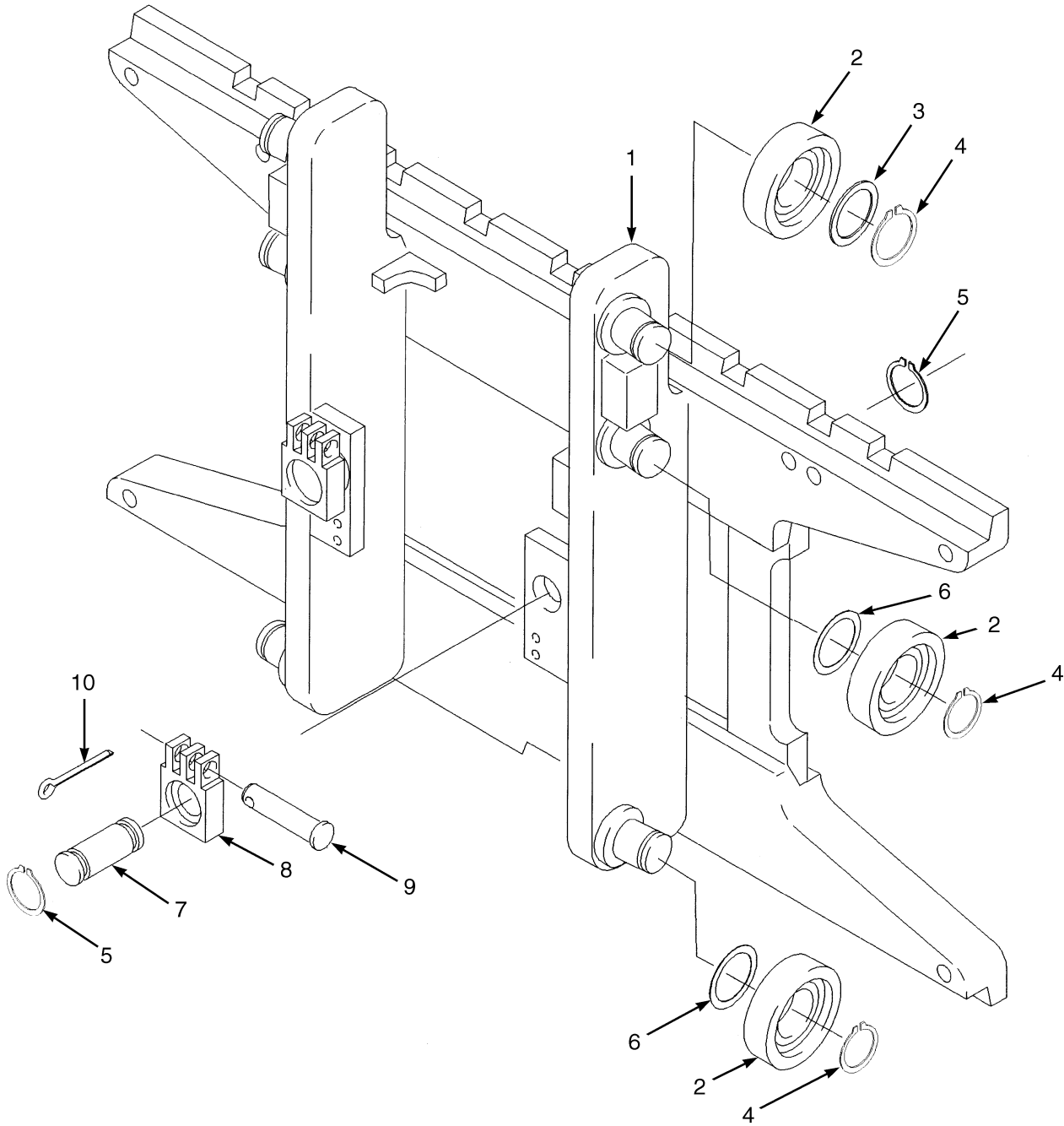
- A:** Three Function
- B:** Four Function

ITEM	PART NO.	DESCRIPTION	QTY	
			A	B
1	a	Header Hose	2	4
2	1696161	Capscrew	2	4
3	4051290	Bracket Wldmt	1	1
4	4058915	Bracket Wldmt	1
5	4048781	Hose Sheave	1	2
6	4013268	Stubshaft	1	2
7	4051293	Spacer	1	2
8	1581591	Capscrew	1	2
9	4043636	Capscrew	2	4
10	4013273	Spacer (Thin Wall)	1	2
11	1581583	Capscrew	1	2
12	4058930	Bracket Wldmt	1	1
13	4058935	Bracket Wldmt	1
14	1581582	Capscrew	2	4
15	4059830	Clamp	2	4
16	1581581	Capscrew	6	12
17	1581566	Nut	4	8
18	4093657	Plate Wldmt (LH)	1	1
19	4093656	Plate Wldmt (RH)	1
20	1477996	Hose Clamp	1	2
21	369804	Clamp	1	2
22	292508	Capscrew	2	4
23	1345348	Clamp	1	2

FOOTNOTES:

- a Refer to Table

CARRIAGE (FIGURE 12-7) TWO STAGE LIMITED FREE-LIFT



HP290013

CARRIAGE
TWO STAGE LIMITED FREE-LIFT**KEY:****A: H2.0-2.50FT****B: H3.0-3.5FT**

ITEM	PART NO.	DESCRIPTION	QTY	
			A	B
	4625586	Carriage (1067 mm)	1	..
	4625594	Carriage (1067 mm)	1
1	4065173	Carriage Wldmt (1067 mm)	1	..
1	4065200	Carriage Wldmt (1067 mm)	1
1	1345264	Stubshaft	6	6
2	1345219	Load Roller ("B") (111.48/111.22)	6	6
3	366116	Spacer	2	2
4	12891	Snap Ring	6	6
5	131358	Snap Ring	4	4
6	1345263	Shim (0.508 mm)	AR	AR
7	1353408	Pin	2	2
8	1369345	Chain Anchor (Dual Hole)	2	..
8	1504010	Chain Anchor (Single Hole) (Optional)	2	..
8	1369344	Chain Anchor (Dual Hole)	2
8	1504012	Chain Anchor (Single Hole) (Optional)	2
9	1514866	Pin	2	2
10	15211	Cotter Pin	2	2
	a 386422	Snap Ring	6	6

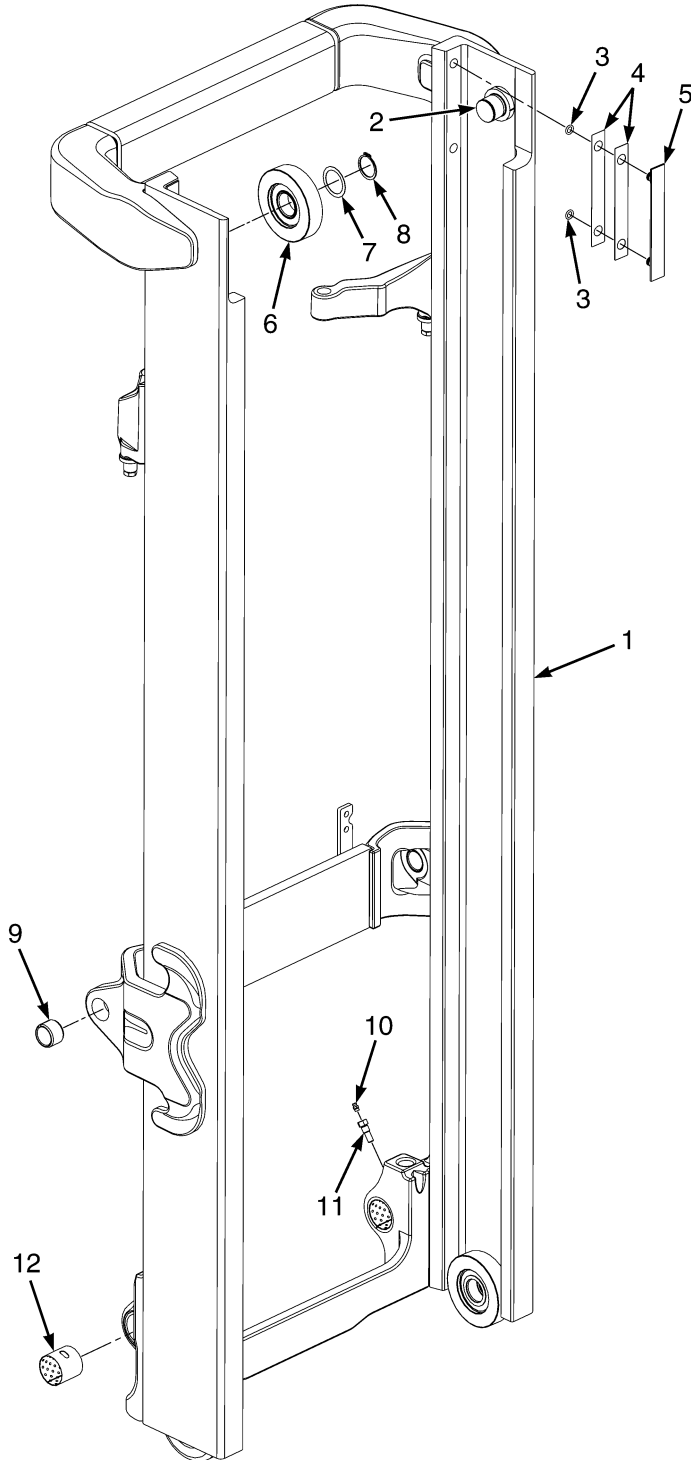
FOOTNOTES:**a** Not Illustrated

SECTION 13

MAST-TWO STAGE FULL FREE-LIFT

DESCRIPTION	PAGE
CARRIAGE	
TWO STAGE FULL FREE-LIFT	13-22
FREE-LIFT	
TWO STAGE FULL FREE- LIFT	13-12
FREE-LIFT CYLINDER	
TWO STAGE FULL FREE- LIFT	13-15
HEADER HOSES	
TWO STAGE FULL FREE-LIFT	13-18
INNER MAST	
TWO STAGE FULL FREE- LIFT	13-4
MAIN LIFT	
TWO STAGE FULL FREE- LIFT	13-6
MAIN LIFT CYLINDER - LH	
TWO STAGE FULL FREE- LIFT	13-10
MAIN LIFT CYLINDER - RH	
TWO STAGE FULL FREE- LIFT	13-8
OUTER MAST	
TWO STAGE FULL FREE LIFT	13-2

OUTER MAST (FIGURE 13-1) TWO STAGE FULL FREE LIFT



BP290161

**OUTER MAST
TWO STAGE FULL FREE LIFT**

E509

ITEM	DESCRIPTION 1 2 3 4	LIFT HEIGHT TO BOTTOM OF FORKS
		3262 mm (128.4 in.)
	Mast Group Number	E509 3262
	Mast Assy	4624667
1	Outer Mast	4062954

E564

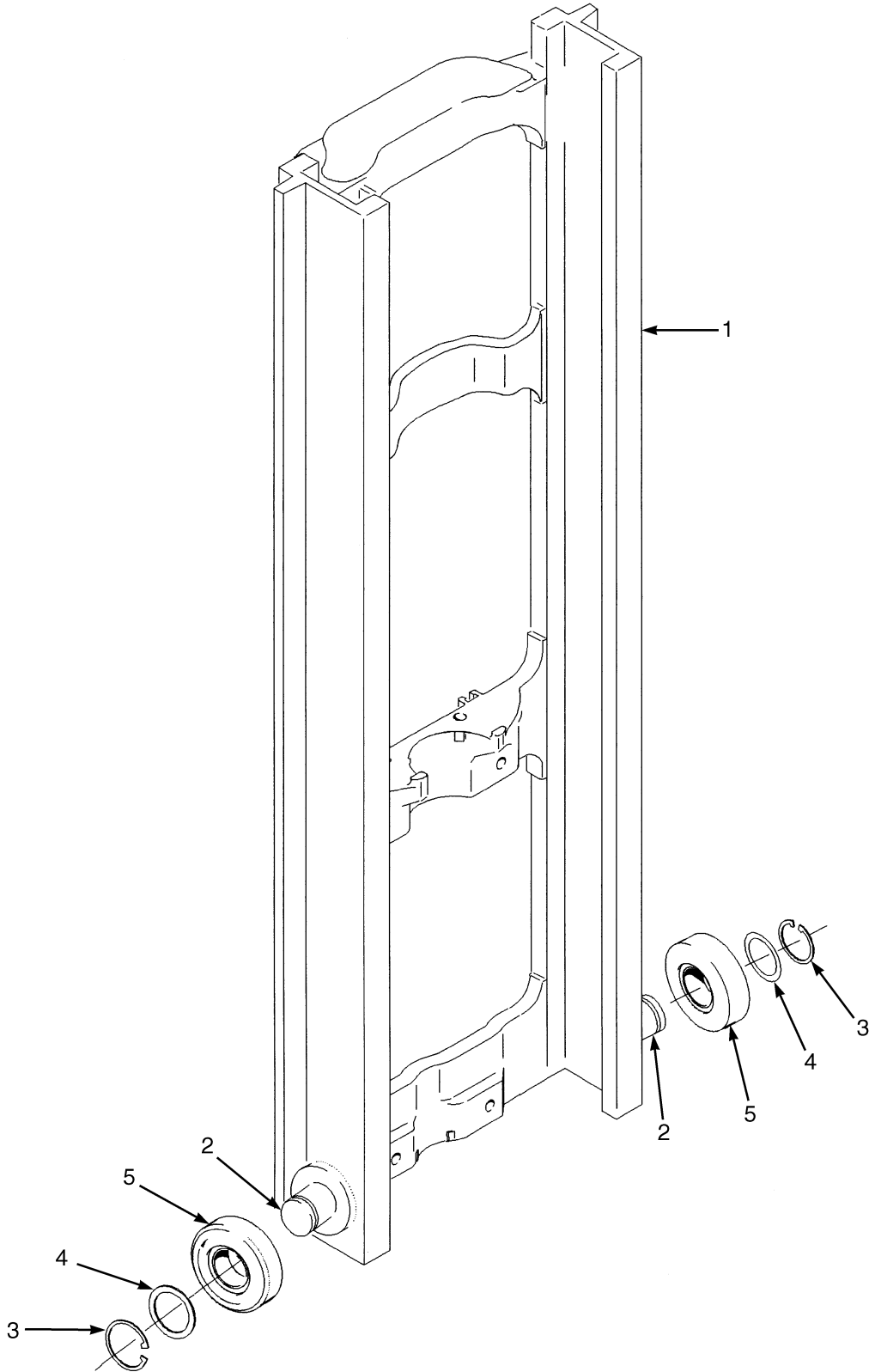
ITEM	DESCRIPTION 1 2 3 4	LIFT HEIGHT TO BOTTOM OF FORKS
		3060 mm (120.5 in.)
	Mast Group Number	E564 3060
	Mast Assy	4624725
1	Outer Mast	4062954

ITEM	PART NO.	DESCRIPTION	QTY
	a	Mast Assy	1
1	a	Outer Mast	1
2	1345216	Stubshaft	2
3	104506	O-Ring	4
4	131716	Shim (0.508 mm)	AR
4	131715	Shim (0.178 mm) (Optional)	AR
5	215211	Wear Strip	2
6	1395168	Load Roller ("A") (111.10/110.84)	2
6	1333396	Load Roller ("B") (111.48/111.22)	2
6	1333397	Load Roller ("C") (112.62/112.36)	2
7	129387	Shim (0.508 mm)	2
8	58901	Snap Ring	2
9	300982	Bushing	2
10	13957	Grease Fitting	2
11	4033412	Capscrew (Lube)	2
12	4033414	Bushing	2

FOOTNOTES:

a Refer to Table

**INNER MAST (FIGURE 13-2)
TWO STAGE FULL FREE- LIFT**



HP290005

**INNER MAST
TWO STAGE FULL FREE- LIFT**

E509

ITEM	DESCRIPTION 1 2 3 4	LIFT HEIGHT TO BOTTOM OF FORKS
		3262 mm (128.4 in.)
	Mast Group Number	E509 3262
	Mast Assy	4624667
1	Inner Mast	1342477

E564

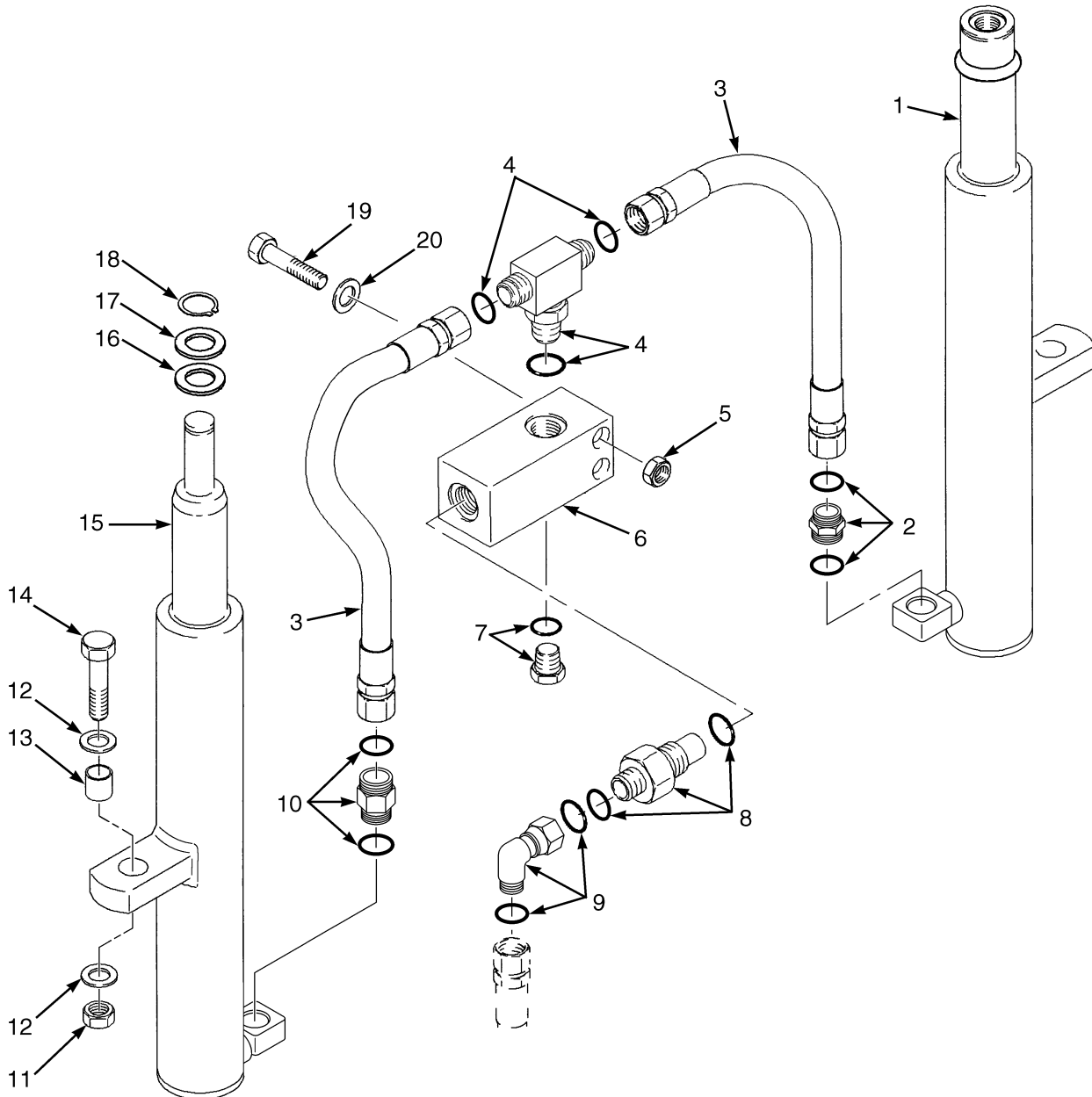
ITEM	DESCRIPTION 1 2 3 4	LIFT HEIGHT TO BOTTOM OF FORKS
		3060 mm (120.5 in.)
	Mast Group Number	E564 3060
	Mast Assy	4624725
1	Inner Mast	1342477

ITEM	PART NO.	DESCRIPTION	QTY
	a	Mast Assy	1
1	a	Inner Mast	1
2	1345216	Stubshaft	2
3	58901	Snap Ring	2
4	129387	Shim (0.508 mm)	AR
5	1395168	Load Roller ("A") (111.10/110.84)	2
5	1333396	Load Roller ("B") (111.48/111.22)	2
5	1333397	Load Roller ("C") (112.62/112.36)	2

FOOTNOTES:

a Refer to Table

MAIN LIFT (FIGURE 13-3) TWO STAGE FULL FREE- LIFT

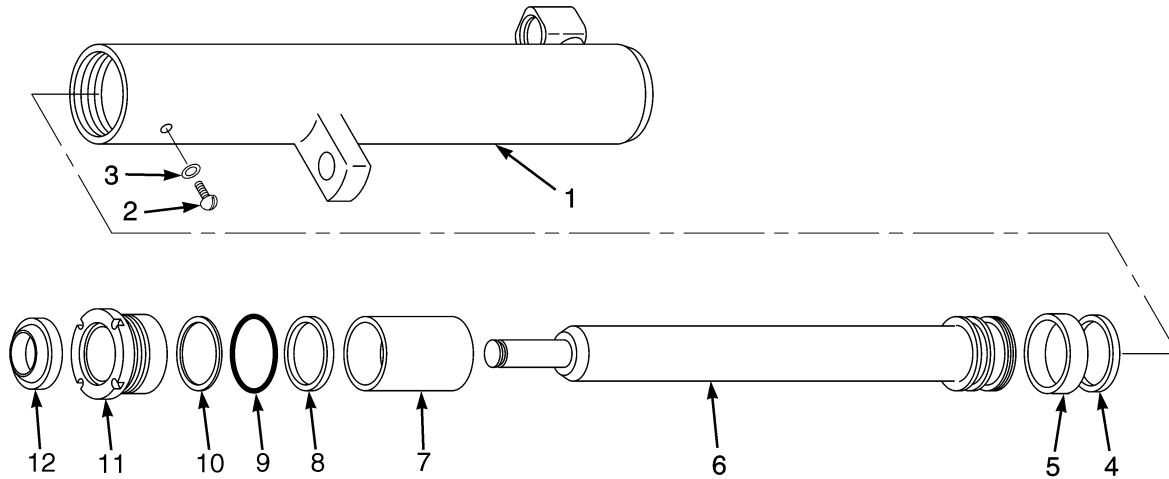


HP290006

**MAIN LIFT
TWO STAGE FULL FREE- LIFT**

ITEM	PART NO.	DESCRIPTION	QTY
1	Main Lift Cylinder (LH) (☞Figure 13-5).....	1
2	1486749	Fitting	1
3	1481097	Hose Assy	2
4	1532650	Fitting	1
5	1581566	Nut	2
6	1379687	Housing (Lowering Control)	1
7	14603	Plug	1
7	16486	O-Ring	1
8	2062651	Lowering Control Valve (H2.0-2.5FT)	1
8	2062652	Lowering Control Valve (H3.0-3.5FT)	1
8	280154	O-Ring	1
8	252729	O-Ring	1
9	1486773	Fitting	1
10	2062686	Hyd Velocity Fuse (H2.0-2.5FT)	1
10	2062687	Hyd Velocity Fuse (H3.0-3.5FT)	1
11	1581849	Nut	2
12	1581852	Washer	4
13	323090	Spacer	2
14	1581829	Capscrew	2
15	Main Lift Cylinder (RH) (☞Figure 13-4).....	1
16	1354915	Washer (0.254 mm)	AR
16	1354916	Washer (0.762 mm)	AR
16	1354917	Washer (1.524 mm)	AR
17	1333382	Washer (1.500 mm)	1
18	131358	Snap Ring	1
19	1581835	Capscrew	2
20	1581556	Washer	2

MAIN LIFT CYLINDER - RH (FIGURE 13-4) TWO STAGE FULL FREE- LIFT



HP171367

MAIN LIFT CYLINDER - RH TWO STAGE FULL FREE- LIFT

RIGHT HAND

ITEM	DESCRIPTION 1 2 3 4	LIFT HEIGHT TO BOTTOM OF FORKS
	Mast Group Number	E509 3262
	Cylinder Group Number	8518609
	Cylinder Assy	2058651
1	Tube Wldmt- Cylinder	2058536
6	Cylinder Rod	1358940
7	Spacer	----

**MAIN LIFT CYLINDER - RH
TWO STAGE FULL FREE- LIFT
RIGHT HAND**

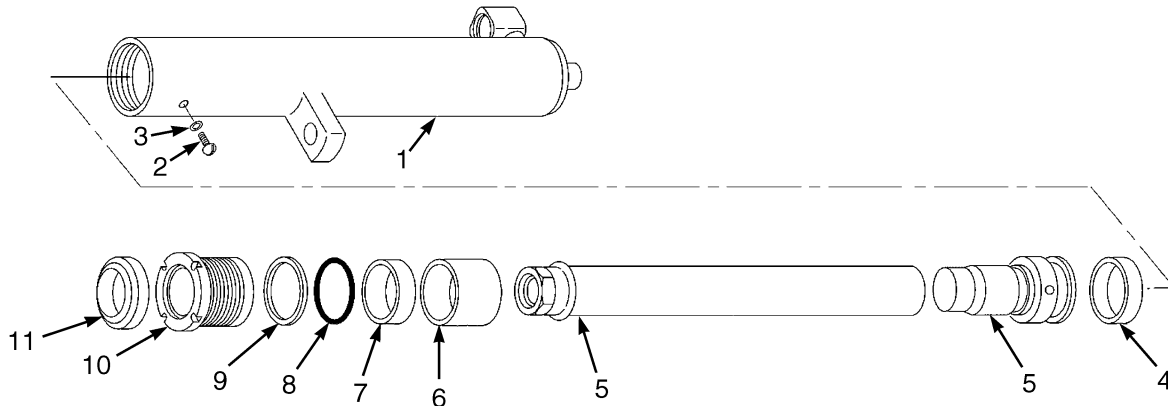
ITEM	DESCRIPTION 1 2 3 4	LIFT HEIGHT TO BOTTOM OF FORKS
		3262 mm (128.4 in.)
	Mast Group Number	E564 3060
	Cylinder Group Number	8518659
	Cylinder Assy	2060422
1	Tube Wldmt- Cylinder	2058536
6	Cylinder Rod	1358940
7	Spacer	2073159

ITEM	PART NO.	DESCRIPTION	QTY
	a	Cylinder Assy	1
1	a	Tube Wldmt-Cylinder	1
2	295649	Screw	1
3	190887	Sealing Ring	1
4	1356748	Piston Ring	1
5	1356747	Wear Ring	1
6	a	Cylinder Rod	1
7	a	Spacer	1
8	1381095	Rod Seal	1
9	59229	O-Ring	1
10	147972	Back-Up Ring	1
11	1355713	Gland	1
12	1319668	Rod Wiper	1
	1496922	Kit-Seal	1

FOOTNOTES:

a Refer to Table

MAIN LIFT CYLINDER - LH (FIGURE 13-5) TWO STAGE FULL FREE- LIFT



HP171366

MAIN LIFT CYLINDER - LH TWO STAGE FULL FREE- LIFT

LEFT HAND

ITEM	DESCRIPTION 1 2 3 4	LIFT HEIGHT TO BOTTOM OF FORKS
		3262 mm (128.4 in.)
	Mast Group Number	E509 3262
	Cylinder Group Number	8518509
	Cylinder Assy	2058619
1	Tube Wldmt- Cylinder	2058500
5	Cylinder Rod Assembly	1355929
6	Spacer	----

MAIN LIFT CYLINDER - LH
TWO STAGE FULL FREE- LIFT
LEFT HAND

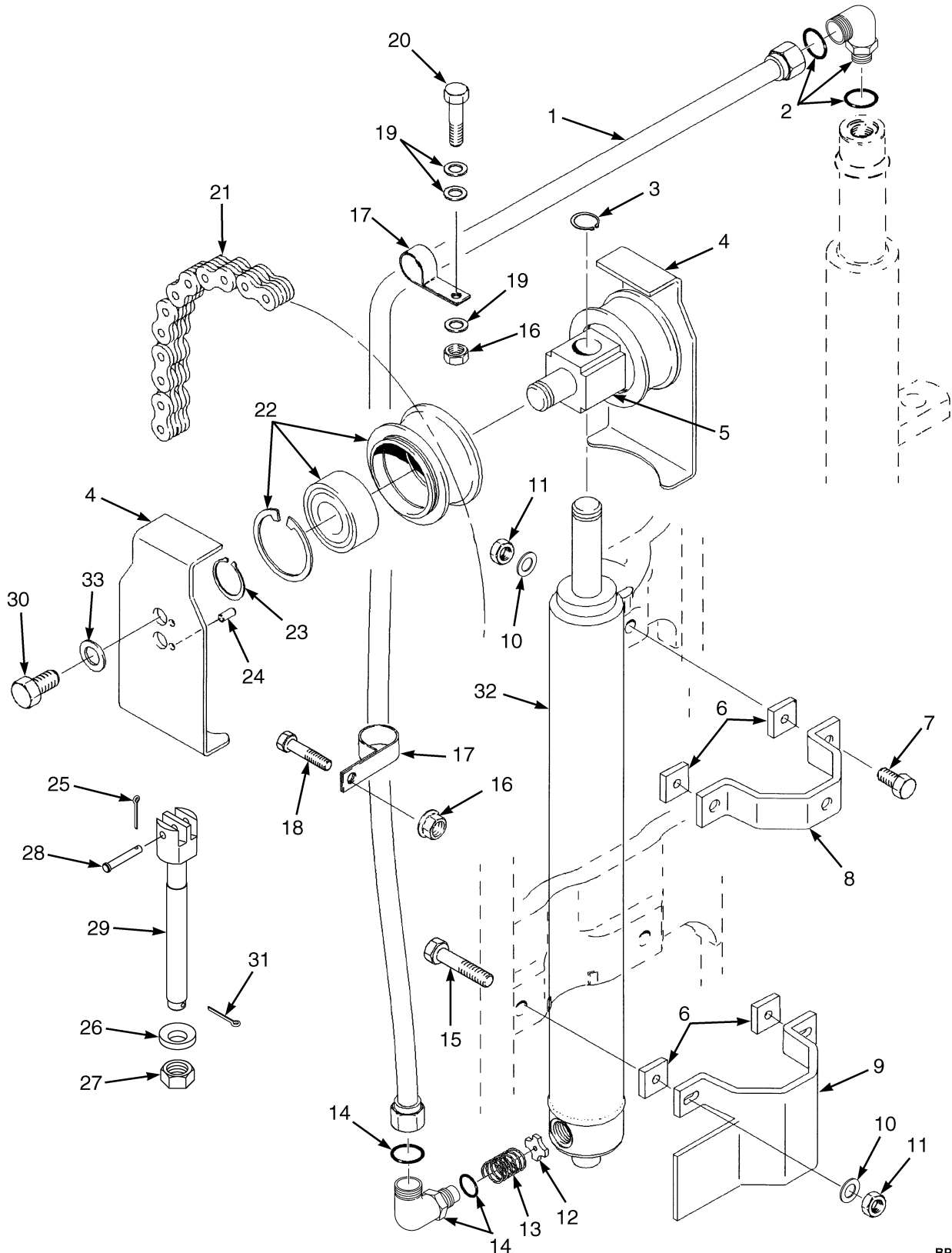
ITEM	DESCRIPTION 1 2 3 4	LIFT HEIGHT TO BOTTOM OF FORKS
		3262 mm (128.4 in.)
	Mast Group Number	E564 3060
	Cylinder Group Number	8518559
	Cylinder Assy	2058823
1	Tube Wldmt- Cylinder	2058500
5	Cylinder Rod Assembly	1355929
6	Spacer	2073159

ITEM	PART NO.	DESCRIPTION	QTY
	a	Cylinder Assy	1
1	a	Tube Wldmt-Cylinder	1
2	295649	Screw	1
3	190887	Sealing Ring	1
4	1356747	Wear Ring	1
5	a	Cylinder Rod Assembly	1
5	1355930	Cylinder Rod (E509-3262 mm, E564-3060 mm)	1
5	2064464	Piston	1
6	a	Spacer	1
7	1381095	Rod Seal	1
8	59229	O-Ring	1
9	147972	Back-Up Ring	1
10	1355713	Gland	1
11	1319668	Rod Wiper	1
	1496922	Kit-Seal	1

FOOTNOTES:

a Refer to Table

FREE-LIFT (FIGURE 13-6) TWO STAGE FULL FREE-LIFT



BP170666

**FREE-LIFT
TWO STAGE FULL FREE- LIFT**

E509

ITEM	DESCRIPTION 1 2 3 4	LIFT HEIGHT TO BOTTOM OF FORKS
		3262 mm (128.4 in.)
	Mast Group Number	E509 3262
	Mast Assy	4624667
1	Tube Assy	1481742
21	Chain	180177

E564

ITEM	DESCRIPTION 1 2 3 4	LIFT HEIGHT TO BOTTOM OF FORKS
		3060 mm (120.5 in.)
	Mast Group Number	E564 3060
	Mast Assy	4624725
1	Tube Assy	1481742
21	Chain	1342377

ITEM	PART NO.	DESCRIPTION	QTY
	a	Mast Assy	1
1	a	Tube Assy	1
2	1481090	Fitting	1
2	16485	O-Ring	1
2	244167	O-Ring	1
3	131358	Snap Ring	1
4	1395285	Chain Guard	2
5	1378690	Crosshead	1
6	1354902	Spacer (H3.0-3.5FT)	4
7	1581828	Capscrew	2
8	1465504	Tie Down	1
9	1354967	Bracket Wldmt	1
10	1581559	Washer	4
11	1581849	Nut	4
12	356505	Washer	1
13	154355	Spring	1
14	1481096	Fitting	1
15	1581827	Capscrew	2
16	1581567	Nut	2
17	178119	Clamp	2
18	1581587	Capscrew	1
19	1581557	Washer	3
20	1581841	Capscrew	1
21	a	Chain	2
22	1379682	Chain Sheave Assembly (H2.0-2.5FT)	2

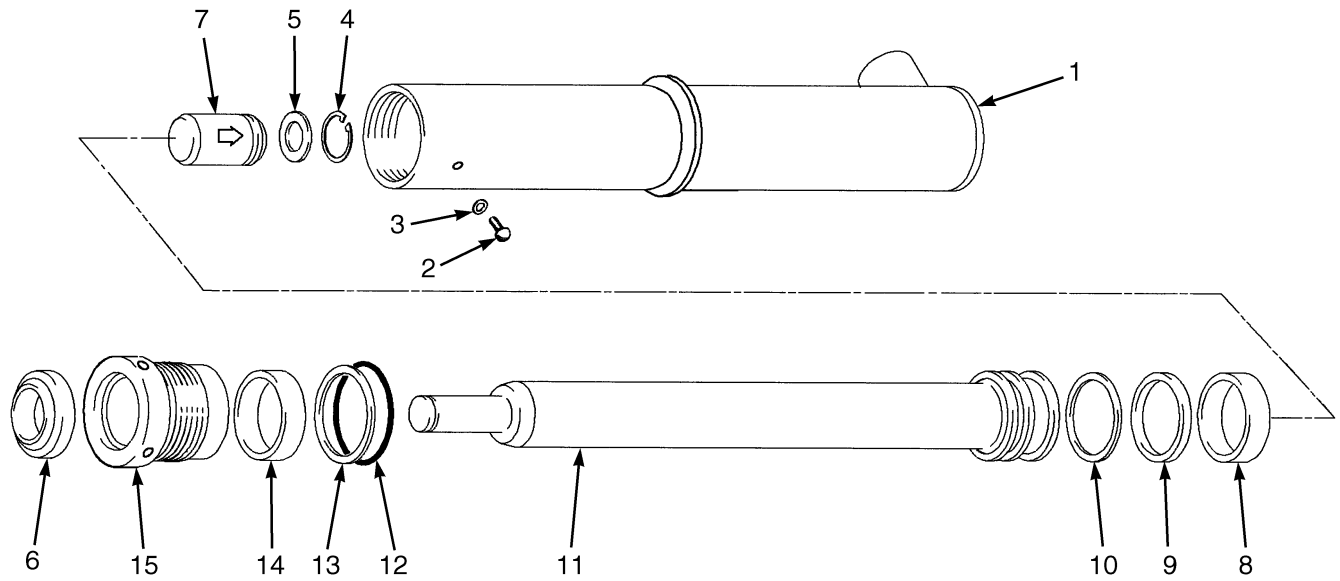
**FREE-LIFT
TWO STAGE FULL FREE- LIFT**

ITEM	PART NO.	DESCRIPTION	QTY
22	1379683	Chain Sheave Assembly (H3.0-3.5FT)	2
22	1378693	Chain Sheave	1
22	37752	Snap Ring	1
22	1378699	Ball Bearing	1
23	304526	Snap Ring	3
24	302461	Roll Pin	2
25	15211	Cotter Pin	2
26	297649	Ring	2
27	161003	Nut	2
28	1514866	Pin	2
29	1369357	Chain Anchor (H2.0-2.5FT)	2
29	1369356	Chain Anchor (H3.0-3.5FT)	2
30	1581590	Capscrew	2
31	15223	Cotter Pin	2
32	Free-Lift Cylinder (☞Figure 13-7).....	1
33	1581852	Washer	2

FOOTNOTES:

- a Refer to Table

**FREE-LIFT CYLINDER (FIGURE 13-7)
TWO STAGE FULL FREE- LIFT**



BP170667

**FREE-LIFT CYLINDER
TWO STAGE FULL FREE- LIFT**

E509

ITEM	DESCRIPTION 1 2 3 4	LIFT HEIGHT TO BOTTOM OF FORKS
	Mast Group Number	E509 3262
	Cylinder Group Number	8514559
	Cylinder Assy	2053796
1	Tube Wldmt- Cylinder	2058213
11	Cylinder Rod	1356569

FREE-LIFT CYLINDER TWO STAGE FULL FREE- LIFT

E564

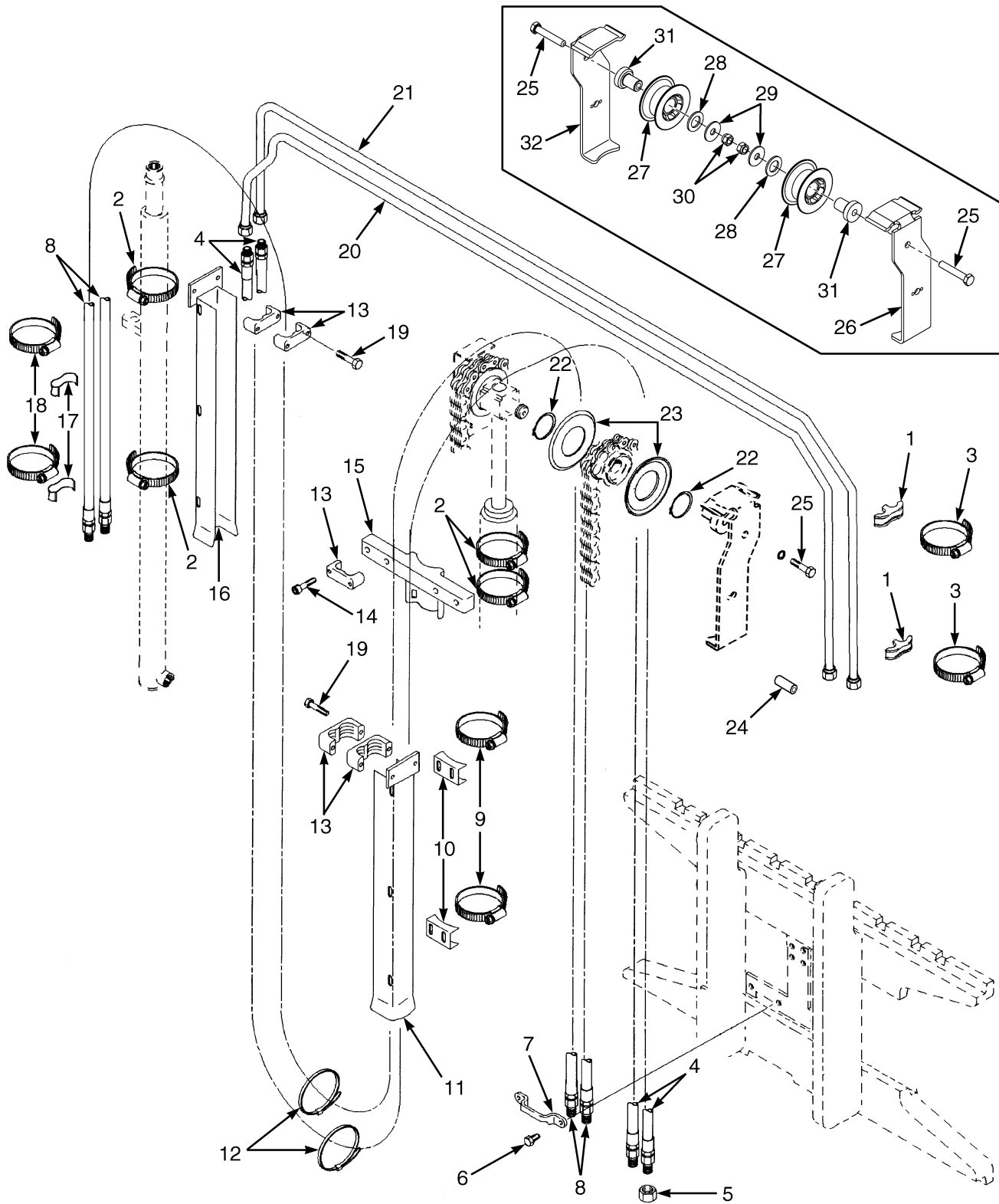
ITEM	DESCRIPTION 1 2 3 4	LIFT HEIGHT TO BOTTOM OF FORKS
		3060 mm (120.5 in.)
	Mast Group Number	E564 3060
	Cylinder Group Number	8518709
	Cylinder Assy	2058326
1	Tube Wldmt- Cylinder	2058252
11	Cylinder Rod	1356688

ITEM	PART NO.	DESCRIPTION	QTY
	a	Cylinder Assy	1
1	a	Tube Wldmt-Cylinder	1
2	1361302	Screw	1
3	190887	Sealing Ring	1
4	187388	Snap Ring	1
5	297531	Washer	1
6	1463105	Rod Wiper	1
7	297538	Check Valve	1
8	1358972	Wear Ring (H2.0-2.5FT)	1
8	636941	Wear Ring (H3.0-3.5FT)	1
9	2013088	Rod Seal (H2.0-2.5FT)	1
9	309062	Rod Seal (H3.0-3.5FT)	1
10	2013089	Back-Up Ring (H2.0-2.5FT)	1
10	637565	Back-Up Ring (H3.0-3.5FT)	1
11	a	Cylinder Rod	1
12	90263	O-Ring (H2.0-2.5FT)	1
12	15880	O-Ring (H3.0-3.5FT)	1
13	147973	Back-Up Ring (H2.0-2.5FT)	1
13	164840	Back-Up Ring (H3.0-3.5FT)	1
14	1622946	Rod Seal	1
15	1356292	Gland (H2.0-2.5FT)	1
15	1356661	Gland (H3.0-3.5FT)	1
	1358969	Kit-Seal (H2.0-2.5FT)	1
	1356662	Kit-Seal (H3.0-3.5FT)	1

FOOTNOTES:

a Refer to Table

HEADER HOSES (FIGURE 13-8) TWO STAGE FULL FREE-LIFT



BP170665

**HEADER HOSES
TWO STAGE FULL FREE-LIFT**

E509

ITEM	DESCRIPTION 1 2 3 4	LIFT HEIGHT TO BOTTOM OF FORKS
		3262 mm (128.4 in.)
Mast Group Number		E509 3262
4	Hose Assy (To Side Shift)	2065211
8	Hose Assy (To Mast)	2065241
20	Tube Assy	2065030
21	Tube Assy	2065001

E564

ITEM	DESCRIPTION 1 2 3 4	LIFT HEIGHT TO BOTTOM OF FORKS
		3060 mm (120.5 in.)
Mast Group Number		E564 3060
4	Hose Assy (To Side Shift)	2065211
8	Hose Assy (To Mast)	2065241
20	Tube Assy	2065030
21	Tube Assy	2065001

KEY:

A: Three Function

B: Four Function

ITEM	PART NO.	DESCRIPTION	QTY	
			A	B
1	1606855	Spacer	2	2
2	1360507	Clamp	6	6
3	1617658	Clamp	2	2
4	a	Hose Assy (To Side Shift)	2	2
5	1529015	Cap	2	4
6	1597448	Capscrew	2	4
7	4008020	Clamp	1	2
8	a	Hose Assy (To Mast)	2
9	1360508	Clamp	2	2
10	1345423	Clamp	2	2
11	1481232	Hose Guard (RH)	1	1
12	137852	Strap Clamp	1	2
13	1360386	Clamp (Double Hose)	3	6
14	1581741	Capscrew	2	4
15	1354918	Bracket	1	1

HEADER HOSES TWO STAGE FULL FREE-LIFT

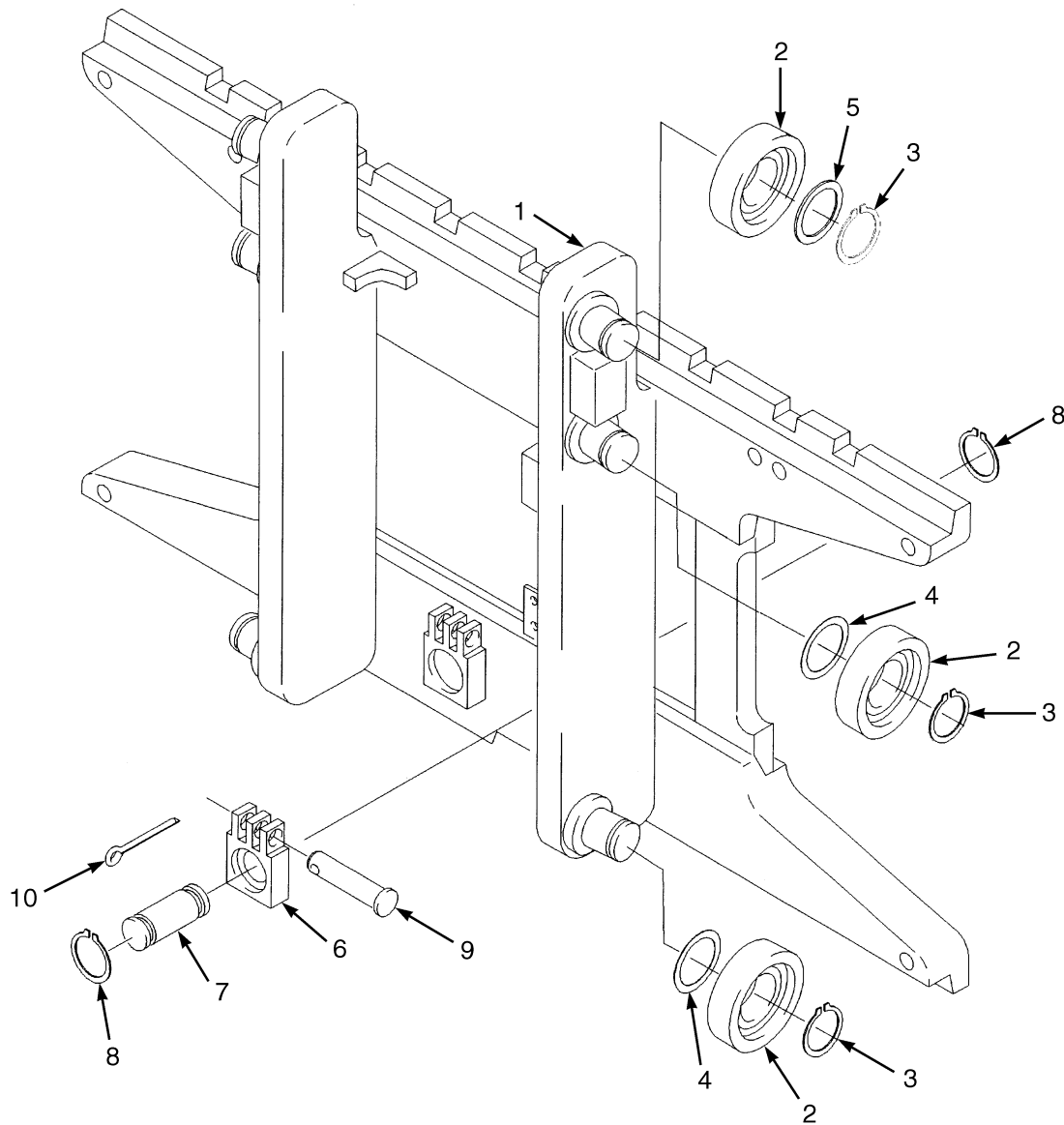
KEY:
A: Three Function
B: Four Function

ITEM	PART NO.	DESCRIPTION	QTY	
			A	B
16	1365517	Hose Guard (LH)	1
17	1477996	Hose Clamp	2
18	1617657	Clamp	2
19	1581842	Capscrew	4	8
20	a	Tube Assy	1	1
21	a	Tube Assy	1	1
22	1345204	Snap Ring (Spiral Retaining Ring)	2	4
23	1345199	Hose Guide	2	4
24	302461	Roll Pin	2	4
25	1581830	Capscrew	1	2
26	1395292	Bracket (LH)	1
27	4041194	Hose Sheave	1	2
28	4064560	Spacer	1	2
29	1345190	Washer	1	2
30	1581849	Nut	1	2
31	1396406	Stubshaft	1	2
32	1395291	Bracket (RH)	1	1

FOOTNOTES:

a Refer to Table

CARRIAGE (FIGURE 13-9) TWO STAGE FULL FREE-LIFT



HP290012

CARRIAGE
TWO STAGE FULL FREE-LIFT**KEY:****A: H2.0-2.5FT (E509)****B: H3.0-3.5FT (E564)**

ITEM	PART NO.	DESCRIPTION	QTY	
			A	B
	1343844	Carriage	1	..
	1477683	Carriage	1
1	1345239	Carriage Wldmt	1	..
1	1477932	Carriage Wldmt	1
1	1345264	Stubshaft	6	6
2	1345219	Load Roller ("B") (111.48/111.22)	6	6
3	12891	Snap Ring	6	6
4	1345263	Shim (0.508 mm)	AR	AR
5	366116	Spacer	2	2
6	1369345	Chain Anchor (Dual Hole)	2	..
6	1504010	Chain Anchor (Single Hole) (Optional)	2	..
6	1369344	Chain Anchor (Dual Hole)	2
6	1504012	Chain Anchor (Single Hole) (Optional)	2
7	317735	Pin	2	2
8	131358	Snap Ring	4	4
9	1514866	Pin	2	2
10	15211	Cotter Pin	2	2
	a 386422	Snap Ring	6	6

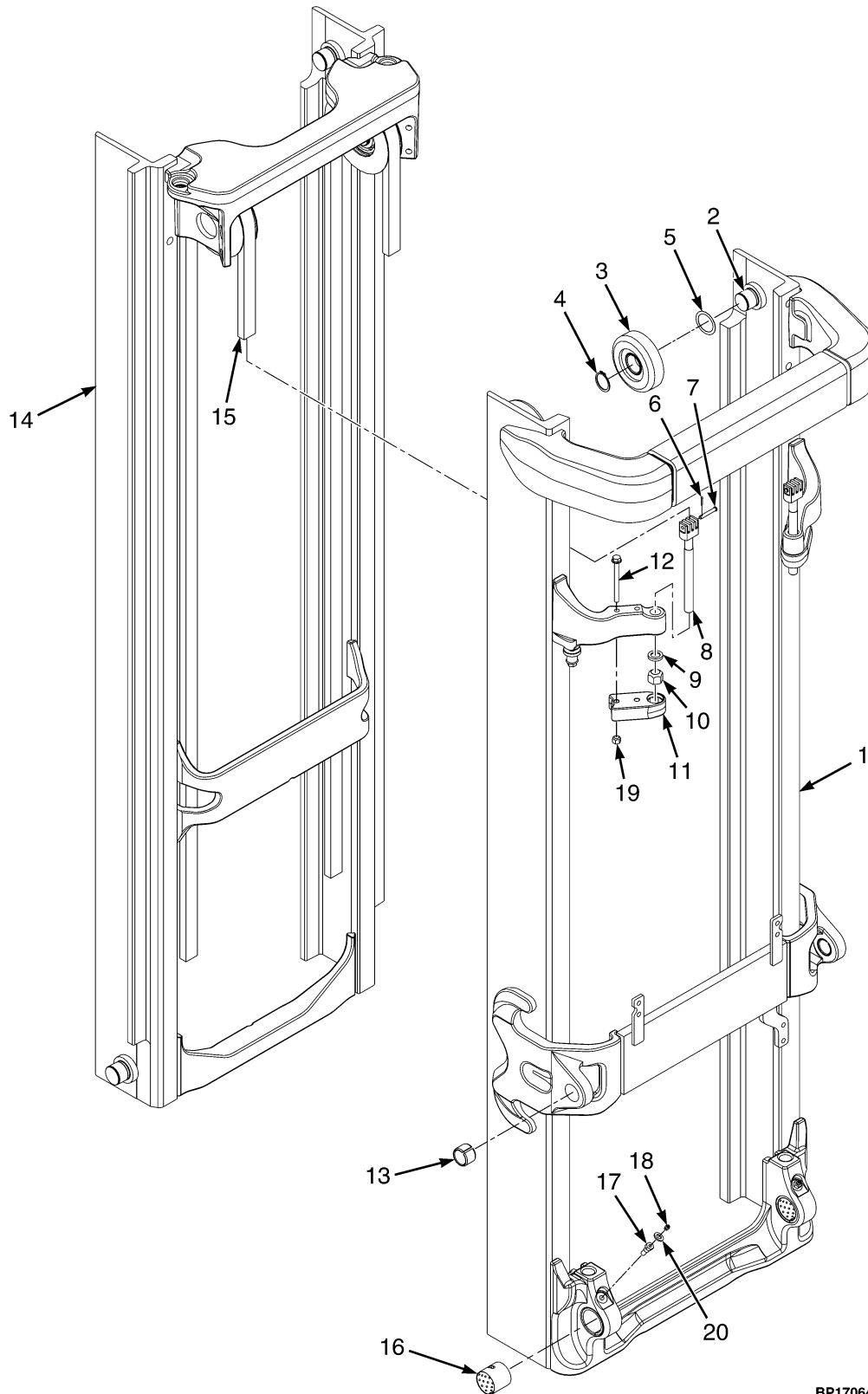
FOOTNOTES:**a** Not Illustrated

SECTION 14

MAST-THREE STAGE FULL FREE-LIFT

DESCRIPTION	PAGE
CARRIAGE	
THREE STAGE FULL FREE-LIFT	14-30
FREE-LIFT CYLINDER	
THREE STAGE FULL FREE-LIFT - F508-F563	14-22
FREE-LIFT CYLINDER AND ATTACHING PARTS	
THREE STAGE FULL FREE-LIFT	14-10
HEADER HOSES AND ATTACHING PARTS	
THREE STAGE FULL FREE-LIFT	14-26
INNER MAST	
THREE STAGE FULL FREE-LIFT	14-8
INTERMEDIATE MAST	
THREE STAGE FULL FREE-LIFT	14-6
MAIN LIFT CYLINDER	
THREE STAGE FULL FREE-LIFT	14-18
MAIN LIFT CYLINDER AND ATTACHING PARTS	
THREE STAGE FULL FREE-LIFT	14-14
OUTER MAST	
THREE STAGE FULL FREE LIFT	14-2

OUTER MAST (FIGURE 14-1) THREE STAGE FULL FREE LIFT



BP170646

**OUTER MAST
THREE STAGE FULL FREE LIFT**

H2.0-2.50FT

ITEM	DESCRIPTION 1 2 3 4	LIFT HEIGHT TO BOTTOM OF FORKS			
		4310 mm (169.7 in.)	4910 mm (193.3 in.)	5510 mm (216.9 in.)	5960 mm (234.6 in.)
		Mast Group Number	F508 4310	F508 4910	F508 5510
	Mast Assy	4623097	4623101	4623105	4623108
1	Outer Mast	4053744	4053747	4053752	4053755

H3.0-3.50FT

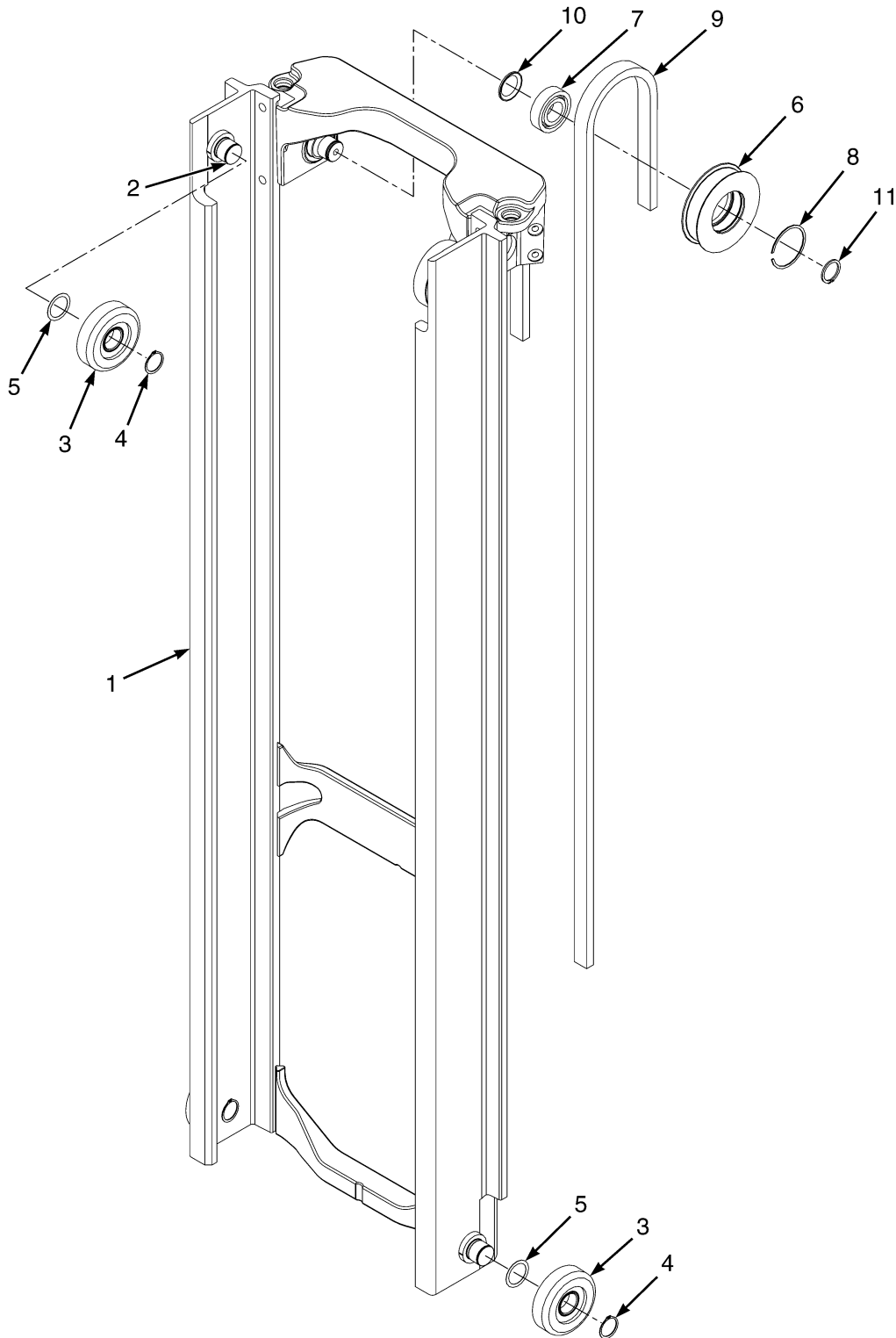
ITEM	DESCRIPTION 1 2 3 4	LIFT HEIGHT TO BOTTOM OF FORKS				
		3968 mm (156.2 in.)	4568 mm (179.8 in.)	4868 mm (191.7 in.)	5168 mm (203.5 in.)	5768 mm (227.1 in.)
		Mast Group Number	F563 3968	F563 4568	F563 4868	F563 5168
	Mast Assy	4623077	4623081	4623083	4623085	4623089
1	Outer Mast	4053744	4053747	4053750	4053752	4053756

ITEM	PART NO.	DESCRIPTION	QTY
	a	Mast Assy	1
1	a	Outer Mast	1
2	1345216	Stubshaft	2
3	1333396	Load Roller ("B") (111.48/111.22)	2
3	1395168	Load Roller ("A") (111.10/110.84) (Optional)	2
4	58901	Snap Ring	2
4	1374797	Snap Ring (Optional)	2
5	129387	Shim (0.508 mm)	AR
6	15211	Cotter Pin	2
7	1514866	Pin	2
8	4072717	Chain Anchor (H2.0-2.50FT)	2
8	4072704	Chain Anchor (H3.0-3.50FT)	2
9	297649	Ring	2
10	4031973	Nut	2
11	4051079	Restraint	2
12	4069407	Capscrew	4
13	300982	Bushing	2
14	Intermediate Mast (☞Figure 14-2).....	1
15	Chain (☞Figure 14-2).....	2
16	4033414	Bushing	2
17	4033412	Capscrew	2
18	13957	Grease Fitting	2
18	16041	Grease Fitting (Optional)	2
19	1581566	Nut	4
20	1581557	Washer	2

FOOTNOTES:

- a Refer to Table

INTERMEDIATE MAST (FIGURE 14-2) THREE STAGE FULL FREE-LIFT



BP170647

**INTERMEDIATE MAST
THREE STAGE FULL FREE-LIFT**

H2.0-2.50FT

ITEM	DESCRIPTION 1 2 3 4	LIFT HEIGHT TO BOTTOM OF FORKS			
		4310 mm (169.7 in.)	4910 mm (193.3 in.)	5510 mm (216.9 in.)	5960 mm (234.6 in.)
		Mast Group Number	F508 4310	F508 4910	F508 5510
	Mast Assy	4623097	4623101	4623105	4623108
1	Intermediate Mast	4053806	4053809	4053813	4053816
9	Chain	88441	129361	180176	1342079

H3.0-3.50FT

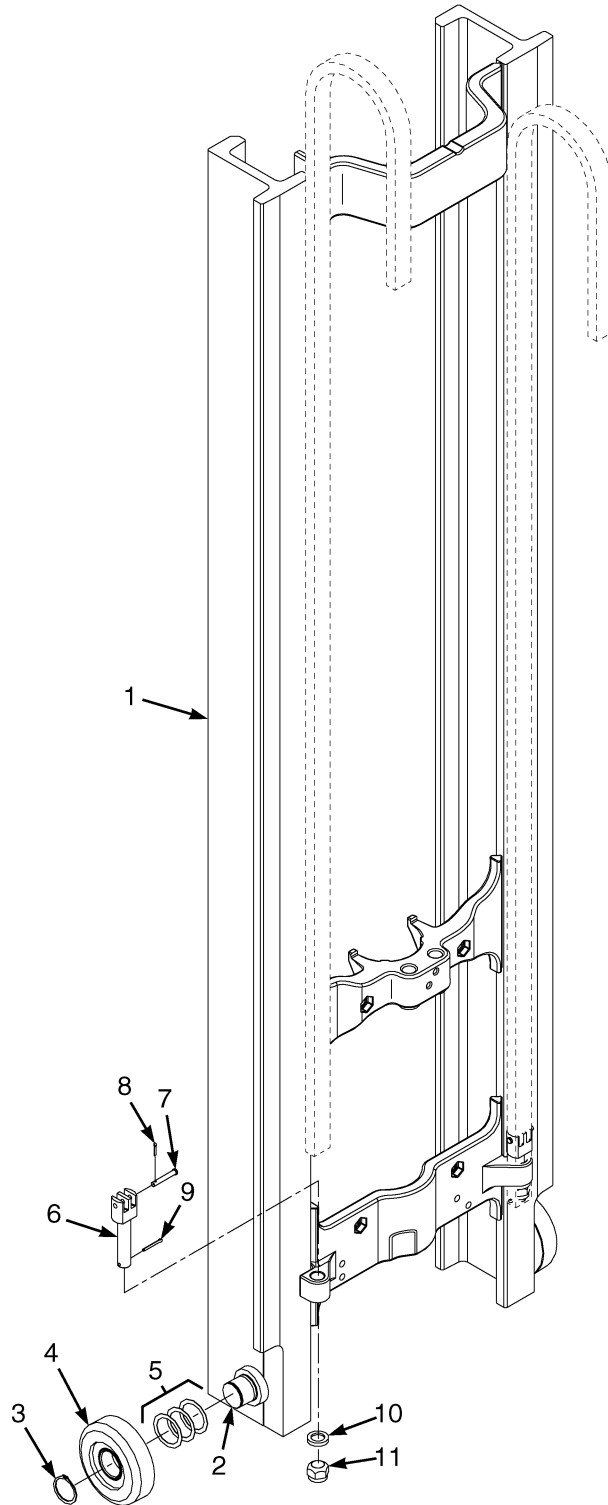
ITEM	DESCRIPTION 1 2 3 4	LIFT HEIGHT TO BOTTOM OF FORKS				
		3968 mm (156.2 in.)	4568 mm (179.8 in.)	4868 mm (191.7 in.)	5168 mm (203.5 in.)	5768 mm (227.1 in.)
		Mast Group Number	F563 3968	F563 4568	F563 4868	F563 5168
	Mast Assy	4623077	4623081	4623083	4623085	4623089
1	Intermediate Mast	4053806	4053809	4053811	4053813	4053817
9	Chain	1342382	1342384	1342129	1342387	1342134

ITEM	PART NO.	DESCRIPTION	QTY
	a	Mast Assy	1
1	a	Intermediate Mast	1
2	1345216	Stubshaft	4
3	1333396	Load Roller ("B") (111.48/111.22)	4
3	1395168	Load Roller ("A") (111.10/110.84) (Optional)	4
4	58901	Snap Ring	8
4	1374797	Snap Ring (Optional)	8
5	129387	Shim (0.508 mm)	AR
6	4054944	Chain Sheave Assembly (H2.0-2.50FT)	2
6	4048508	Chain Sheave Assembly (H3.0-3.50FT)	2
6	4054945	Chain Sheave (H2.0-2.50FT)	1
6	4046499	Chain Sheave (H3.0-3.50FT)	1
7	1378699	Ball Bearing	1
8	37752	Snap Ring	1
9	a	Chain	2
10	335661	Spacer	2
11	304526	Snap Ring	2

FOOTNOTES:

a Refer to Table

INNER MAST (FIGURE 14-3) THREE STAGE FULL FREE-LIFT



BP170648

**INNER MAST
THREE STAGE FULL FREE-LIFT**

H2.0-2.50FT

ITEM	DESCRIPTION 1 2 3 4	LIFT HEIGHT TO BOTTOM OF FORKS				
		4310 mm (169.7 in.)	4760 mm (187.4 in.)	4910 mm (193.3 in.)	5060 mm (199.2 in.)	5510 mm (216.9 in.)
		Mast Group Number	F508 4310	F508 4760	F508 4910	F508 5060
	Mast Assy	4623097	4623100	4623101	4623102	4623105
1	Inner Mast	4053838	4053840	4053841	4053842	4053845

H3.0-3.50FT

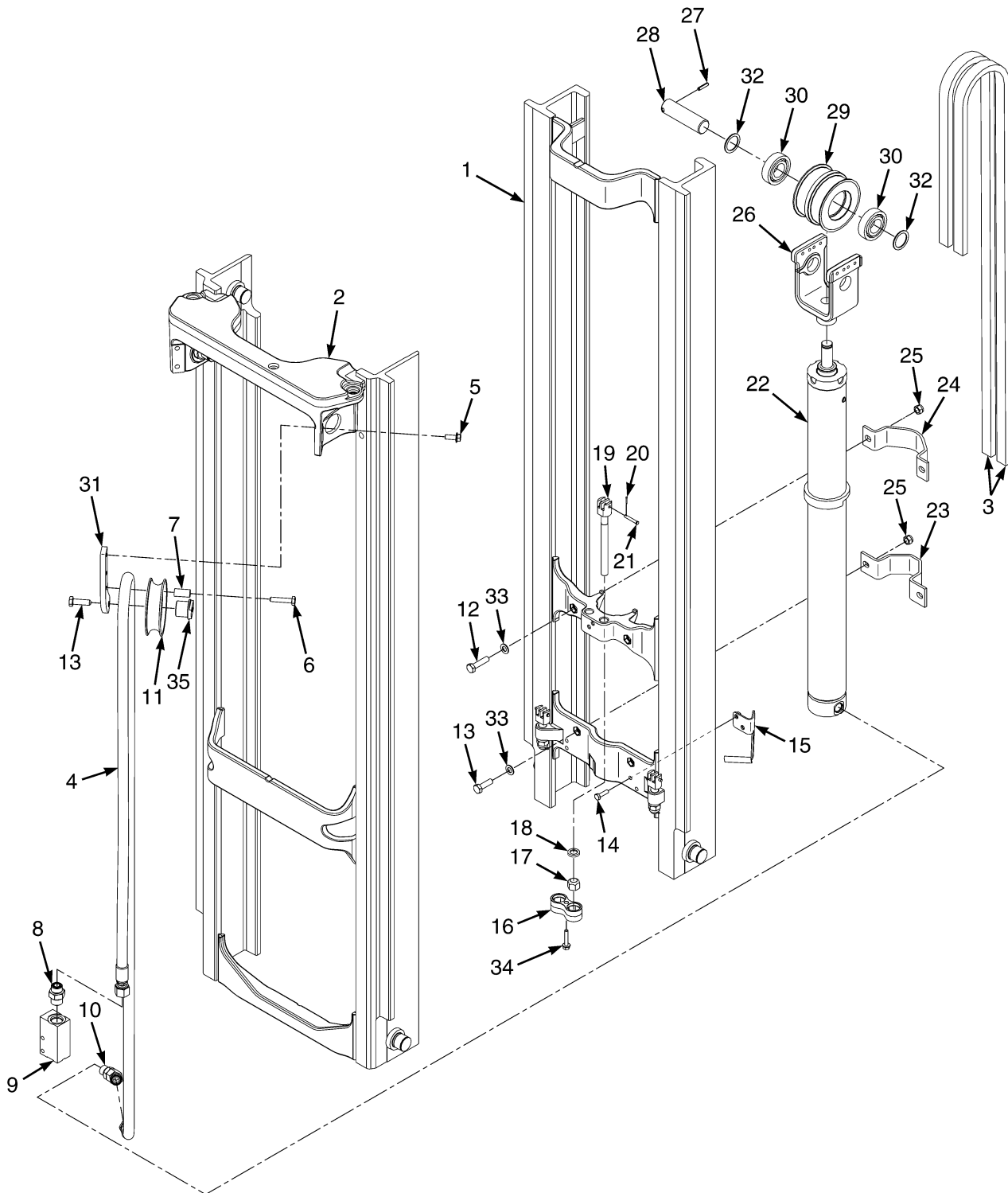
ITEM	DESCRIPTION 1 2 3 4	LIFT HEIGHT TO BOTTOM OF FORKS			
		4568 mm (179.8 in.)	4718 mm (185.7 in.)	5318 mm (209.4 in.)	5768 mm (227.1 in.)
		Mast Group Number	F563 4568	F563 4718	F563 5318
	Mast Assy	4623081	4623082	4623086	4623089
1	Inner Mast	4053841	4053842	4053846	4053849

ITEM	PART NO.	DESCRIPTION	QTY
	a	Mast Assy	1
1	a	Inner Mast	1
2	1345216	Stubshaft	2
3	58901	Snap Ring	2
3	1374797	Snap Ring (Optional)	2
4	1333396	Load Roller ("B") (111.48/111.22)	2
4	1395168	Load Roller ("A") (111.10/110.84) (Optional)	2
5	129387	Shim (0.508 mm)	AR
6	1365140	Chain Anchor (H2.0-2.50FT)	2
6	1333329	Chain Anchor (H3.0-3.50FT)	2
7	1514866	Pin	2
8	15211	Cotter Pin	2
9	15223	Cotter Pin	2
10	297649	Ring	2
11	161003	Nut	2

FOOTNOTES:

a Refer to Table

FREE-LIFT CYLINDER AND ATTACHING PARTS (FIGURE 14-4) THREE STAGE FULL FREE-LIFT



BP170649

**FREE-LIFT CYLINDER AND ATTACHING PARTS
THREE STAGE FULL FREE-LIFT**

H2.0-2.50FT

ITEM	DESCRIPTION 1 2 3 4	LIFT HEIGHT TO BOTTOM OF FORKS			
		4310 mm (169.7 in.)	4910 mm (193.3 in.)	5510 mm (216.9 in.)	5960 mm (234.6 in.)
		Mast Group Number	F508 4310	F508 4910	F508 5510
	Mast Assy	4623097	4623101	4623105	4623108
3	Chain	180217	986559	320076	180176
4	Hose Assy	4623611	4623614	4623618	4623621

H3.0-3.50FT

ITEM	DESCRIPTION 1 2 3 4	LIFT HEIGHT TO BOTTOM OF FORKS				
		3968 mm (156.2 in.)	4568 mm (179.8 in.)	4868 mm (191.7 in.)	5168 mm (203.5 in.)	5768 mm (227.1 in.)
		Mast Group Number	F563 3968	F563 4568	F563 4868	F563 5168
	Mast Assy	4623077	4623081	4623083	4623085	4623089
3	Chain	1342119	1342122	1342125	1342127	1342130
4	Hose Assy	4623611	4623614	4623616	4623618	4623622

ITEM	PART NO.	DESCRIPTION	QTY
	b	Mast Assy	1
1	Inner Mast (☞ Figure 14-3).....	1
2	Intermediate Mast (☞ Figure 14-2).....	1
3	b	Chain	2
4	b	Hose Assy	1
5	4043636	Capscrew	2
6	1598660	Capscrew	1
7	1660415	Spacer (Thin Wall)	1
8	1486751	Fitting	1
9	4055582	Housing	1
10	1516205	Fitting	1
11	4048782	Hose Sheave	1
12	1581827	Capscrew	2
13	1581591	Capscrew	2
14	1696161	Capscrew	2
15	4051074	Bracket Wldmt	1
16	4052568	Restraint	1
17	4031973	Nut	2
18	297649	Ring	2
19	4072717	Chain Anchor (H2.0-2.50FT)	2
19	4072704	Chain Anchor (H3.0-3.50FT)	2
20	15211	Cotter Pin	2
21	1514866	Pin	2
22	Free-Lift Cylinder (☞ Figure 14-7).....	1
23	4057313	Clamp	1

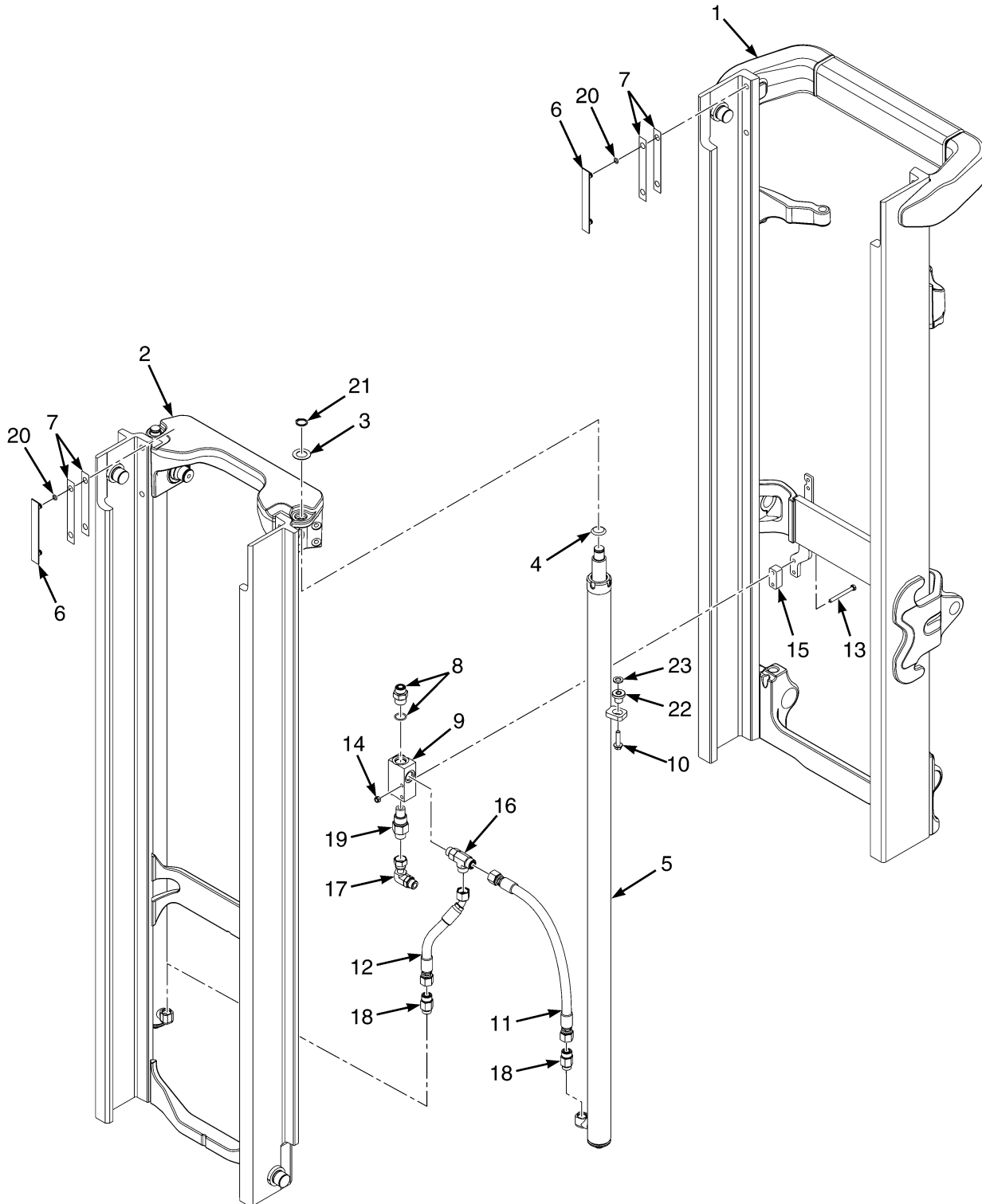
FREE-LIFT CYLINDER AND ATTACHING PARTS THREE STAGE FULL FREE-LIFT

ITEM	PART NO.	DESCRIPTION	QTY
24	4057611	Clamp	1
25	1581849	Nut	4
26	4055072	Crosshead	1
27	302465	Roll Pin	1
28	4046548	Pin	1
29	4052261	Chain Sheave (Assembly)	1
29	4049031	Chain Sheave	1
30	1378699	Ball Bearing	2
31	4049173	Plate	1
32	1354902	Spacer	2
33	1581559	Washer	4
34	4069407	Capscrew	1
35	4013267	Stubshaft	1
	ac 4059843	Bracket	1
	ac 1581579	Capscrew	4

FOOTNOTES:

- a** Not Illustrated
- b** Refer to Table
- c** Without Header Hose

MAIN LIFT CYLINDER AND ATTACHING PARTS (FIGURE 14-5) THREE STAGE FULL FREE-LIFT



BP170650

**MAIN LIFT CYLINDER AND ATTACHING PARTS
THREE STAGE FULL FREE-LIFT**

H2.0-2.50FT

ITEM	DESCRIPTION 1 2 3 4	LIFT HEIGHT TO BOTTOM OF FORKS			
		4310 mm (169.7 in.)	4910 mm (193.3 in.)	5510 mm (216.9 in.)	5960 mm (234.6 in.)
		Mast Group Number	F508 4310	F508 4910	F508 5510
	Mast Assy	4623097	4623101	4623105	4623108

H3.0-3.50FT

ITEM	DESCRIPTION 1 2 3 4	LIFT HEIGHT TO BOTTOM OF FORKS				
		3968 mm (156.2 in.)	4568 mm (179.8 in.)	4868 mm (191.7 in.)	5168 mm (203.5 in.)	5768 mm (227.1 in.)
		Mast Group Number	F563 3968	F563 4568	F563 4868	F563 5168
	Mast Assy	4623077	4623081	4623083	4623085	4623089

ITEM	PART NO.	DESCRIPTION	QTY
	a	Mast Assy	1
1	Outer Mast (☞Figure 14-1).....	1
2	Intermediate Mast (☞Figure 14-2).....	1
3	1333382	Washer (1.500 mm)	2
4	1354915	Washer (0.254 mm)	2
4	1354916	Washer (0.762 mm)	2
4	1354917	Washer (1.524 mm)	2
5	Main Lift Cylinder (☞Figure 14-6).....	2
6	215211	Wear Strip	2
7	131716	Shim (0.508 mm)	4
7	131715	Shim (0.178 mm)	4
8	1486751	Fitting	1
9	4055582	Housing (Lowering Control)	1
10	4029051	Capscrew	2
11	4620151	Hose Assy	1
12	4620152	Hose Assy	1
13	4065168	Capscrew	2
14	1581566	Nut	2
15	4065167	Spacer	1
16	1592853	Fitting	1
17	1486773	Fitting	1
18	2062686	Hyd Velocity Fuse (H2.0-2.50FT)	2
18	2062687	Hyd Velocity Fuse (H3.0-3.50FT)	2
18	16485	O-Ring	1
18	252729	O-Ring	1
19	2062651	Lowering Control Valve (H2.0-2.50FT)	1
19	2062652	Lowering Control Valve (H3.0-3.50FT)	1
19	16982	O-Ring	1
19	252729	O-Ring	1
20	104506	O-Ring	4

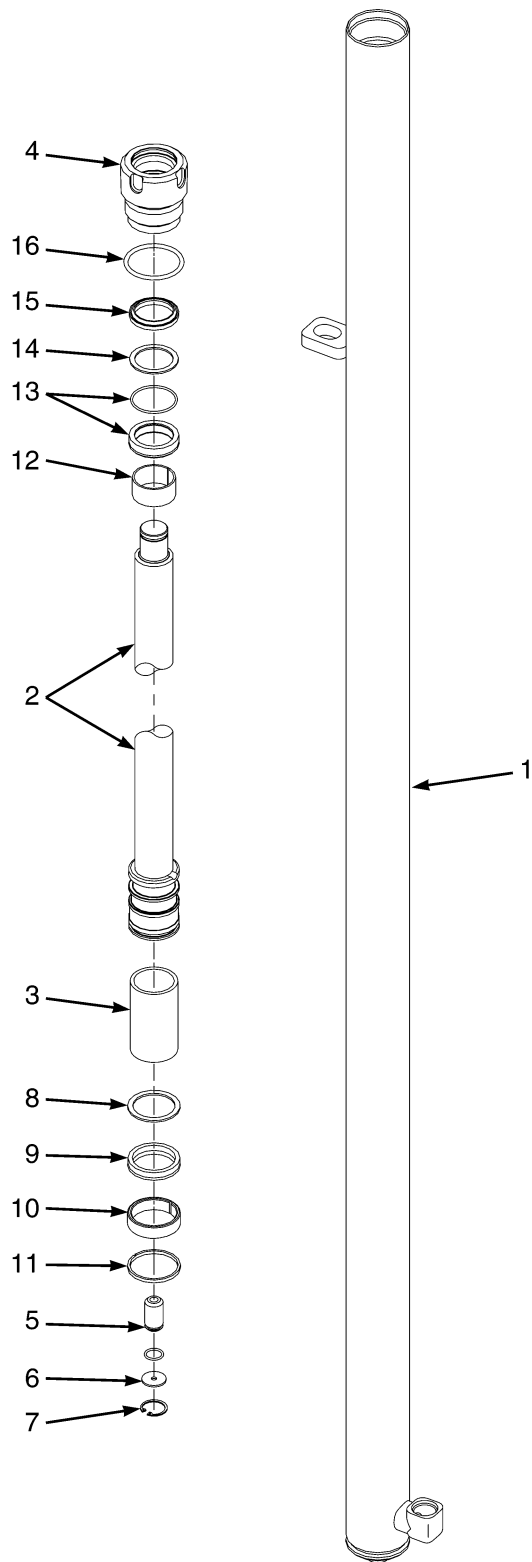
**MAIN LIFT CYLINDER AND ATTACHING PARTS
THREE STAGE FULL FREE-LIFT**

ITEM	PART NO.	DESCRIPTION	QTY
21	131358	Snap Ring	2
22	4054558	Isolator	2
23	1581557	Washer	4

FOOTNOTES:

- a Refer to Table

**MAIN LIFT CYLINDER (FIGURE 14-6)
THREE STAGE FULL FREE-LIFT**



BP170651

**MAIN LIFT CYLINDER
THREE STAGE FULL FREE-LIFT**

H2.0-2.50FT

ITEM	DESCRIPTION 1 2 3 4	LIFT HEIGHT TO BOTTOM OF FORKS			
		4310 mm (169.7 in.)	4910 mm (193.3 in.)	5510 mm (216.9 in.)	5960 mm (234.6 in.)
		Mast Group Number	F508 4310	F508 4910	F508 5510
	Cylinder Group Number	8607223	8607208	8607212	8607215
	Lift Cylinder	4630373	4615883	4615886	4615890
1	Tube Wldmt- Cylinder	4041105	4041108	4041112	4041115
2	Cylinder Rod	1355591	1355603	1355620	1355633
3	Spacer	1355610	----	1355610	1355626

H3.0-3.50FT

ITEM	DESCRIPTION 1 2 3 4	LIFT HEIGHT TO BOTTOM OF FORKS				
		3968 mm (156.2 in.)	4568 mm (179.8 in.)	4868 mm (191.7 in.)	5168 mm (203.5 in.)	5768 mm (227.1 in.)
		Mast Group Number	F563 3968	F563 4568	F563 4868	F563 5168
	Cylinder Group Number	8607324	8607308	8607310	8607312	8607316
	Lift Cylinder	4630381	4615905	4615907	4615909	4615913
1	Tube Wldmt- Cylinder	4041235	4041238	4041240	4041242	4041246
2	Cylinder Rod	1355733	1355745	1355710	1355758	1355775
3	Spacer	2073087	2046164	2073087	2073087	2077818

KEY:

A: H2.0-2.50FT

B: H3.0-3.50FT

ITEM	PART NO.	DESCRIPTION	QTY	
			A	B
	a	Lift Cylinder	1	1
1	a	Tube Wldmt-Cylinder	1	1
2	a	Cylinder Rod	1	1
3	a	Spacer	1	1
4	4615847	Gland (H2.0-2.50FT)	1	..
4	4615848	Gland (H3.0-3.50FT)	1
5	257913	Check Valve	1	1
6	297531	Washer	1	1
6	637635	Washer (Optional)	1	1
7	187388	Snap Ring	1	1
8	638246	Back-Up Ring	1	..

MAIN LIFT CYLINDER THREE STAGE FULL FREE-LIFT

KEY:

A: H2.0-2.50FT

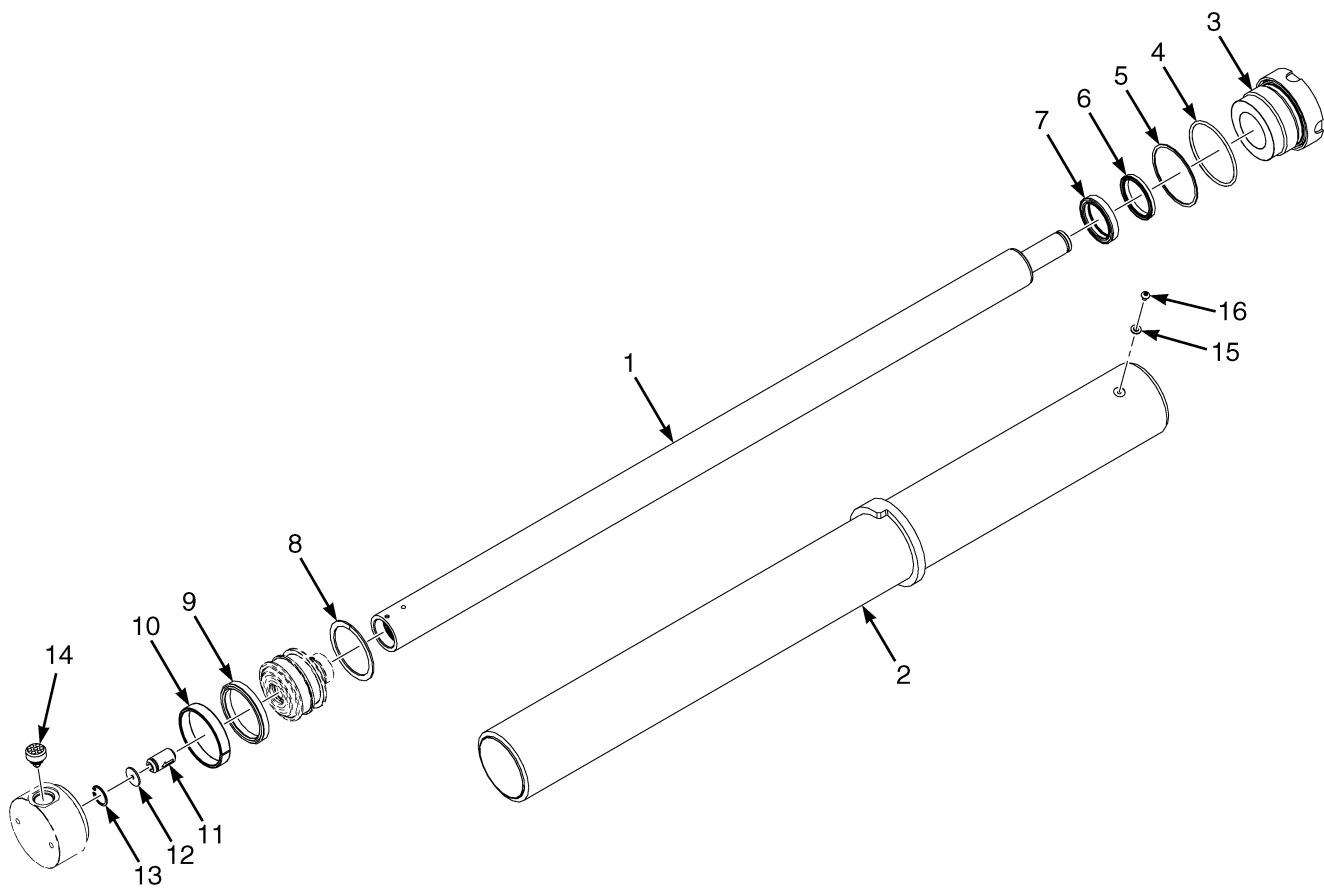
B: H3.0-3.50FT

ITEM	PART NO.	DESCRIPTION	QTY	
			A	B
8	335012	Back-Up Ring	1
9	1381064	Piston Seal	1	..
9	1381063	Piston Seal	1
10	1356750	Wear Ring	1	..
10	1356751	Wear Ring	1
11	1360127	Piston Ring	1	..
11	1356748	Piston Ring	1
12	322902	Wear Ring	1	1
13	1356749	Rod Seal	1	1
14	322824	Back-Up Ring	1	1
15	1383063	Rod Wiper	1	1
16	92861	O-Ring	1	..
16	59229	O-Ring	1
	4623973	Kit-Seal	1	..
	4623974	Kit-Seal	1

FOOTNOTES:

a Refer to Table

FREE-LIFT CYLINDER (FIGURE 14-7)
THREE STAGE FULL FREE-LIFT — F508-F563



BP170652

**FREE-LIFT CYLINDER
THREE STAGE FULL FREE-LIFT – F508-F563
H2.0-2.50FT**

ITEM	DESCRIPTION 1 2 3 4	LIFT HEIGHT TO BOTTOM OF FORKS			
		4310 mm (169.7 in.)	4910 mm (193.3 in.)	5510 mm (216.9 in.)	5960 mm (234.6 in.)
		Mast Group Number	F508 4310	F508 4910	F508 5510
	Cylinder Group Number	8607255	8607258	8607263	8607266
	Free Lift Cylinder	4617958	4617962	4617967	4617970
1	Cylinder Rod	4046235	4046238	4046243	4046246
2	Tube Wldmt- Cylinder	4046205	4046208	4046213	4046216

H3.0-3.50FT

ITEM	DESCRIPTION 1 2 3 4	LIFT HEIGHT TO BOTTOM OF FORKS				
		3968 mm (156.2 in.)	4568 mm (179.8 in.)	4868 mm (191.7 in.)	5168 mm (203.5 in.)	5768 mm (227.1 in.)
		Mast Group Number	F563 3968	F563 4568	F563 4868	F563 5168
	Cylinder Group Number	8607355	8607358	8607361	8607363	8607368
	Free Lift Cylinder	4618054	4618057	4618060	4618062	4618067
1	Cylinder Rod	4046305	4046308	4046311	4046313	4046318
2	Tube Wldmt- Cylinder	4046265	4046268	4046271	4046273	4046278

KEY:

A: H2.0-2.50FT

B: H3.0-3.50FT

ITEM	PART NO.	DESCRIPTION	QTY	
			A	B
	b	Free Lift Cylinder	1	1
1	b	Cylinder Rod	1	1
2	b	Tube Wldmt-Cylinder	1	1
3	1356292	Gland	1	..
3	1356661	Gland	1
4	90263	O-Ring	1	..
4	15880	O-Ring	1
5	147973	Back-Up Ring	1	..
5	164840	Back-Up Ring	1
6	1463105	Rod Wiper	1	1
7	1622946	Rod Seal	1	1
8	2013089	Back-Up Ring	1	..
8	637565	Back-Up Ring	1

FREE-LIFT CYLINDER THREE STAGE FULL FREE-LIFT – F508-F563

KEY:

A: H2.0-2.50FT

B: H3.0-3.50FT

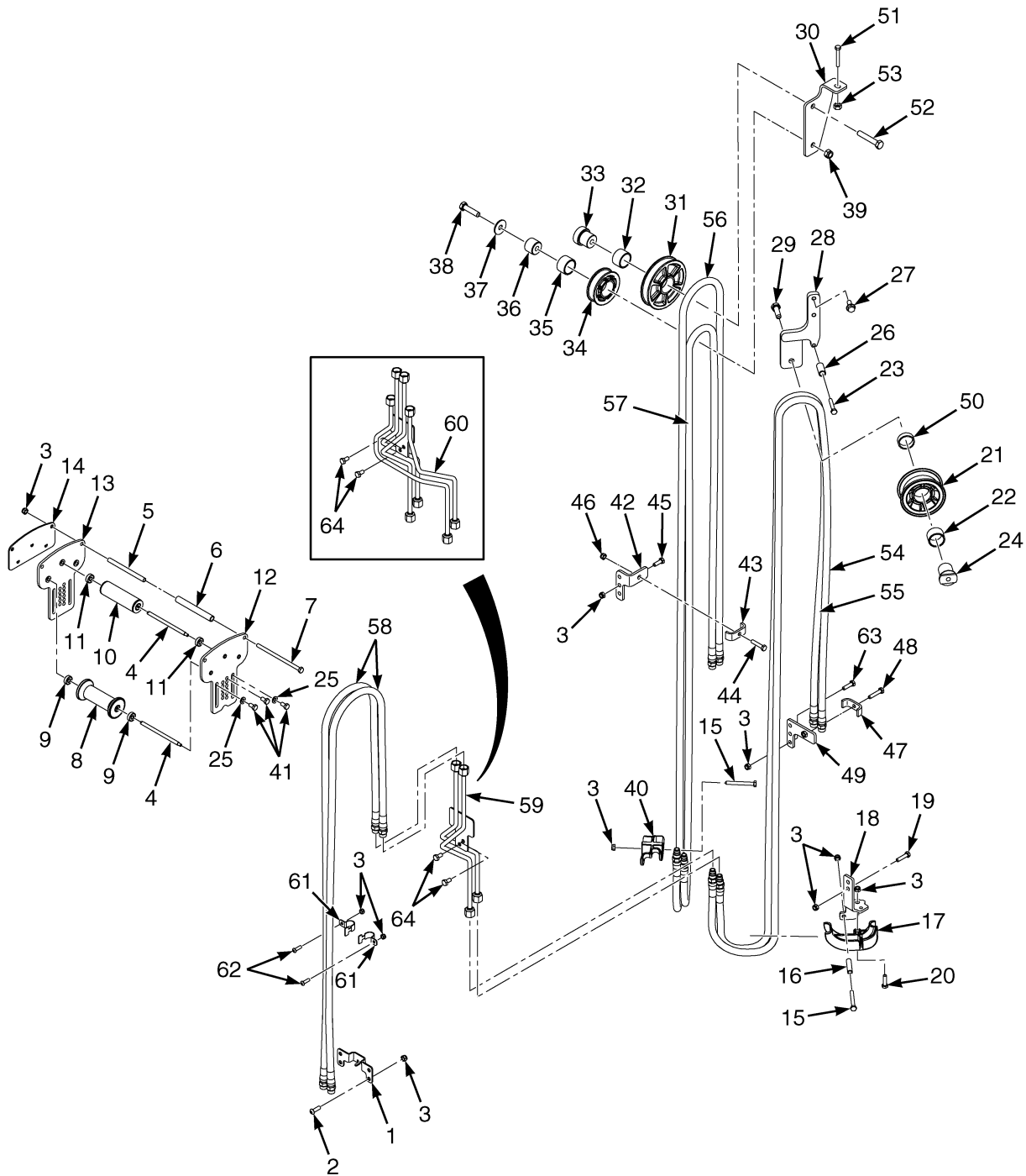
ITEM	PART NO.	DESCRIPTION	QTY	
			A	B
9	2013088	Rod Seal	1	..
9	309062	Rod Seal	1
10	1358972	Wear Ring	1	..
10	636941	Wear Ring	1
11	297538	Check Valve	1	1
12	297531	Washer	1	1
12	637635	Washer (Optional)	1	1
13	187388	Snap Ring	1	1
14	4055505	Flow Valve	1	..
14	4055506	Flow Valve	1
15	190887	Sealing Ring	1	1
16	1361302	Screw	1	1
	a 190580	O-Ring	1	1
	1358969	Kit-Seal	1	..
	1356662	Kit-Seal	1

FOOTNOTES:

a Not Illustrated

b Refer to Table

HEADER HOSES AND ATTACHING PARTS (FIGURE 14-8) THREE STAGE FULL FREE-LIFT



BP170653

**HEADER HOSES AND ATTACHING PARTS
THREE STAGE FULL FREE-LIFT**

H2.0-2.50FT

ITEM	DESCRIPTION 1 2 3 4	LIFT HEIGHT TO BOTTOM OF FORKS			
		4310 mm (169.7 in.)	4910 mm (193.3 in.)	5510 mm (216.9 in.)	5960 mm (234.6 in.)
		Mast Group Number F508 4310	F508 4910	F508 5510	F508 5960
54	Header Hose	4624113	4624116	4624120	4624123
55	Header Hose	4624173	4624176	4624180	4624183
56	Header Hose	4624133	4624136	4624140	4624143
57	Header Hose	4624153	4624156	4624160	4624163
58	Header Hose	4624213	4624216	4624100	4624103

H3.0-3.50FT

ITEM	DESCRIPTION 1 2 3 4	LIFT HEIGHT TO BOTTOM OF FORKS				
		3968 mm (156.2 in.)	4568 mm (179.8 in.)	4868 mm (191.7 in.)	5168 mm (203.5 in.)	5768 mm (227.1 in.)
		Mast Group Number F563 3968	F563 4568	F563 4868	F563 5168	F563 5768
54	Header Hose	4624113	4624116	4624118	4624120	4624124
55	Header Hose	4624173	4624176	4624178	4624180	4624184
56	Header Hose	4624133	4624136	4624138	4624140	4624144
57	Header Hose	4624153	4624156	4624158	4624160	4624164
58	Header Hose	4624213	4624216	4624218	4624100	4624104

KEY:

A: Three Function

B: Four Function

ITEM	PART NO.	DESCRIPTION	QTY	
			A	B
1	4055683	Hose Clamp	1	1
2	1597448	Capscrew	2	2
3	1581566	Nut	10	15
4	4049213	Rod	3	3
5	4056718	Roller Spacer	2	2
6	4049218	Roller Shaft	2	2
7	4061309	Capscrew	2	2
8	4055608	Roller (Side Assy)	2	2
9	4032665	Ball Bearing	2	2
10	4055800	Roller (Center Assy)	1	1
11	4032665	Ball Bearing	2	2
12	4056125	Plate (LH)	1	1
13	4056126	Plate (RH)	1	1
14	4051460	Plate	1	1
15	4016370	Capscrew	1	2

HEADER HOSES AND ATTACHING PARTS THREE STAGE FULL FREE-LIFT

KEY:
A: Three Function
B: Four Function

ITEM	PART NO.	DESCRIPTION	QTY	
			A	B
16	1301703	Spacer (Thin Wall)	1	1
17	4622150	Turnaround	1	1
18	4050421	Bracket	1	1
19	1596420	Capscrew	2	2
20	1696161	Capscrew	3	3
21	4048781	Hose Sheave	1	1
22	4050091	Bushing	1	1
23	1581583	Capscrew	1	1
24	4013268	Stubshaft	1	1
25	4081768	Washer	4	4
26	4020913	Spacer	1	1
27	4043636	Capscrew	2	2
28	4051290	Bracket Wldmt	1	1
29	1581591	Capscrew	1	1
30	4049172	Bracket	1
31	4048784	Hose Sheave	1
32	4050091	Bushing	1
33	4051885	Stubshaft	1
34	4048783	Hose Sheave	1
35	4050091	Bushing	1
36	4048778	Stubshaft	1
37	1345190	Washer	1
38	1581827	Capscrew	1
39	1581849	Nut	1
40	4057777	Bracket	1
41	1581580	Capscrew	6	6
42	4086521	Plate Wldmt	1
43	1345348	Clamp	1
44	292508	Capscrew	1
45	1581581	Capscrew	2
46	1581566	Nut	5
47	1345348	Clamp	1	1
48	292508	Capscrew	2	2
49	4093654	Plate Wldmt	1	1
50	4051293	Spacer	1	1
51	1626461	Capscrew	1
52	1581830	Capscrew	1
53	1581567	Nut	1
54	c	Header Hose	1	1
55	c	Header Hose	1	1
56	c	Header Hose	1
57	c	Header Hose	1
58	c	Header Hose	2	4
59	a 4084720	Tube Assembly	1	..
59	b 4084721	Tube Assembly	1	..

**HEADER HOSES AND ATTACHING PARTS
THREE STAGE FULL FREE-LIFT**

KEY:

A: Three Function

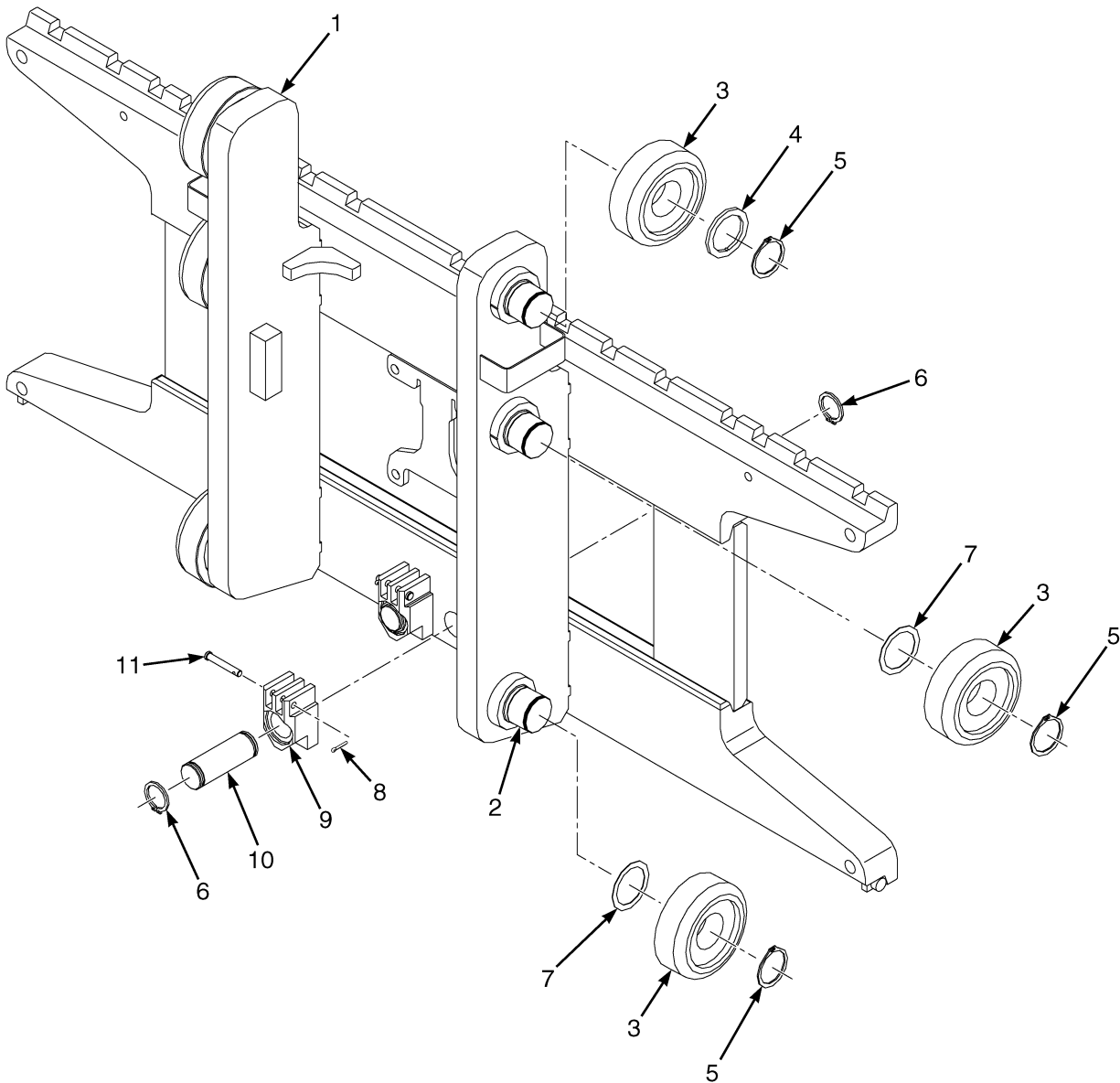
B: Four Function

ITEM	PART NO.	DESCRIPTION	QTY	
			A	B
60	b 4084722	Tube Assembly	1
60	a 4084719	Tube Assembly	1
61	4082001	Clamp	2
62	1597448	Capscrew	2
63	1696161	Capscrew	2

FOOTNOTES:

- a** For Lift heights 6110/5768 mm (240.5/227.0 in.) and below.
- b** For Lift heights 6260/5918 mm (246.4/233.0 in.) and above.
- c** Refer to Table

CARRIAGE (FIGURE 14-9) THREE STAGE FULL FREE-LIFT



BP170680

**CARRIAGE
THREE STAGE FULL FREE-LIFT****KEY:****A: H2.0-2.50FT****B: H3.0-3.50FT**

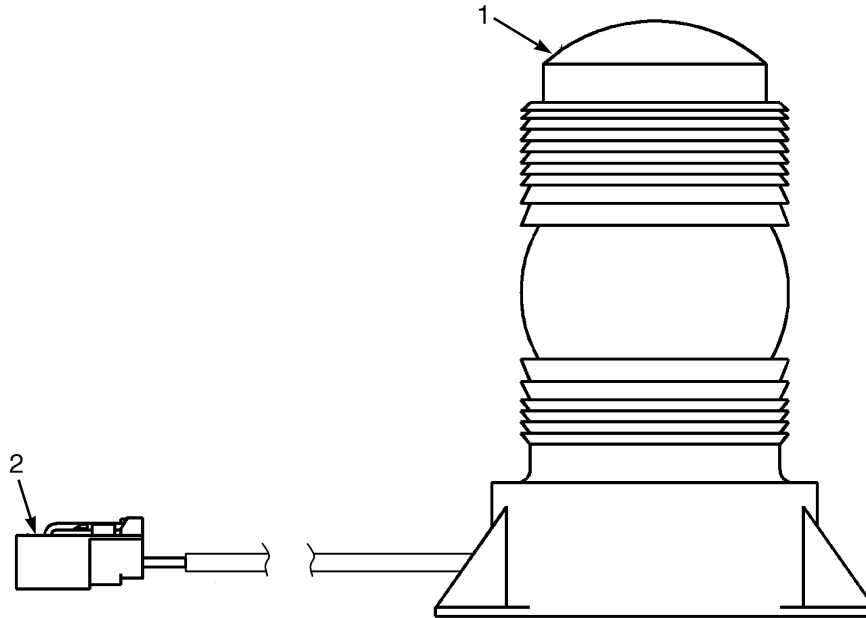
ITEM	PART NO.	DESCRIPTION	QTY	
			A	B
	4621631	Carriage Assembly (1067 mm)	1	..
	4621637	Carriage Assembly (1067 mm)	1
1	4055430	Carriage Wldmt (1067 mm)	1	..
1	4055473	Carriage Wldmt (1067 mm)	1
2	1345216	Stubshaft	6	6
3	1333399	Load Roller ("B") (92.18 mm/91.92 mm)	6	6
3	1393142	Load Roller ("B") (82.18 mm) (Optional)	6	6
3	1395174	Load Roller ("A") (81.80 mm) (Optional)	6	6
3	1395176	Load Roller ("A") (82.00 mm) (Optional)	6	6
4	366115	Spacer	2	2
5	58901	Snap Ring	6	6
5	a 1374797	Snap Ring (Optional)	6	6
6	131358	Snap Ring	4	4
7	129387	Shim (0.508 mm)	AR	AR
8	1514866	Pin (Chain Anchor)	2	2
9	1369345	Chain Anchor (Dual Hole)	2	..
9	1504010	Chain Anchor (Single Hole) (Optional)	2	..
9	1369344	Chain Anchor (Dual Hole)	2
9	1504012	Chain Anchor (Single Hole) (Optional)	2
10	317735	Pin	2	2
11	15211	Cotter Pin	2	2

FOOTNOTES:**a** Not Illustrated

**SECTION 15
OPTIONS**

DESCRIPTION	PAGE
ACCUMULATOR AND ATTACHING PARTS	15-16
AUXILIARY QUICK DISCONNECT MANIFOLD AND HOSES	
THREE STAGE FULL FREE-LIFT (DUAL AUXILIARY WITH E-HYDRAULICS - THREE AND FOUR FUNCTION	15-36
THREE STAGE FULL FREE-LIFT (SINGLE AUXILIARY WITH E-HYDRAULICS - THREE FUNCTION	15-32
THREE STAGE FULL FREE-LIFT (SINGLE AUXILIARY WITH INTEGRAL SIDE-SHIFT AND E- HYDRAULICS) - FOUR FUNCTION	15-34
TWO STAGE LIMITED FREE-LIFT (DUAL AUXILIARY WITH E-HYDRAULICS) - THREE AND FOUR FUNCTION	15-30
TWO STAGE LIMITED FREE-LIFT (SINGLE AUXILIARY WITH E-HYDRAULICS) - THREE FUNCTION	15-26
TWO STAGE LIMITED FREE-LIFT (SINGLE AUXILIARY WITH INTEGRAL SIDE-SHIFT AND E- HYDRAULICS) - FOUR FUNCTION	15-28
AUXILIARY TUBES	
THREE STAGE FULL FREE-LIFT - MANUAL AND E-HYDRAULICS VALVE WITH QUICK DISCONNECT	15-22
THREE STAGE FULL FREE-LIFT - MANUAL AND E-HYDRAULICS VALVE WITHOUT QUICK DISCONNECT	15-24
TWO STAGE LIMITED FREE LIFT - WITH MANUAL AND E-HYDRAULICS VALVE WITHOUT QUICK DISCONNECT	15-18
TWO STAGE LIMITED FREE LIFT - MANUAL AND E-HYDRAULIC VALVE WITH QUICK DISCONNECT	15-20
BACK-UP ALARM	15-6
FIRE EXTINGUISHER	15-8
FORK POSITIONER ASSEMBLY	15-54
INTEGRAL SIDE-SHIFT	
FORK POSITIONER - TWO STAGE LIMITED FREE-LIFT	15-50
FORK POSITIONER - THREE STAGE FULL FREE-LIFT	15-52
INTEGRAL SIDE-SHIFT CARRIAGE	
THREE STAGE FULL FREE-LIFT	15-40
TWO STAGE FULL FREE-LIFT	15-42
TWO STAGE LIMITED FREE-LIFT	15-38
INTEGRAL SIDE-SHIFT CYLINDER	15-48
INTEGRAL SIDE-SHIFT HYDRAULIC HOSES	
THREE STAGE FULL FREE LIFT	15-45
TWO STAGE FULL FREE- LIFT	15-46
TWO STAGE LIMITED FREE-LIFT	15-44
LIFTING EYE	15-4
MIRRORS	
WITH CAB	15-9
WITH OVERHEAD GUARD	15-10
STROBE LIGHT	
LED	15-2
WEATHER PROTECT	
FRONT AND TOP SCREEN KIT	15-12
HEATER KIT	15-14

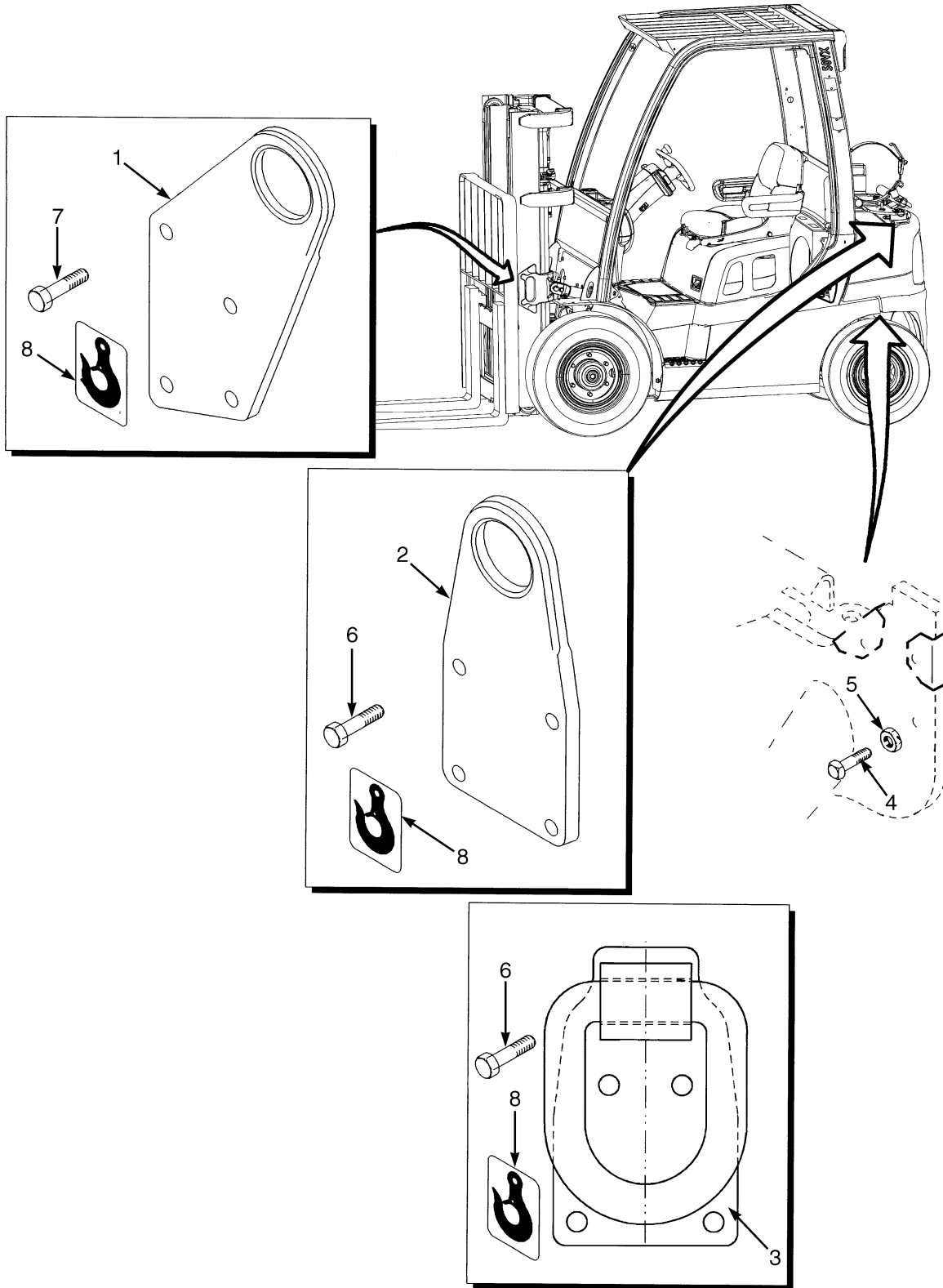
**STROBE LIGHT (FIGURE 15-1)
LED**



BP000363

ITEM	PART NO.	DESCRIPTION	QTY
	1654013	Strobe Light Assembly	1
1	1652290	Strobe Light (Amber LED)	1
2	1463138	Terminal Pin	2
2	1561559	Connector (2 Pin)	1
2	1561755	Connector (Secondary Lock)	1

LIFTING EYE (FIGURE 15-2)



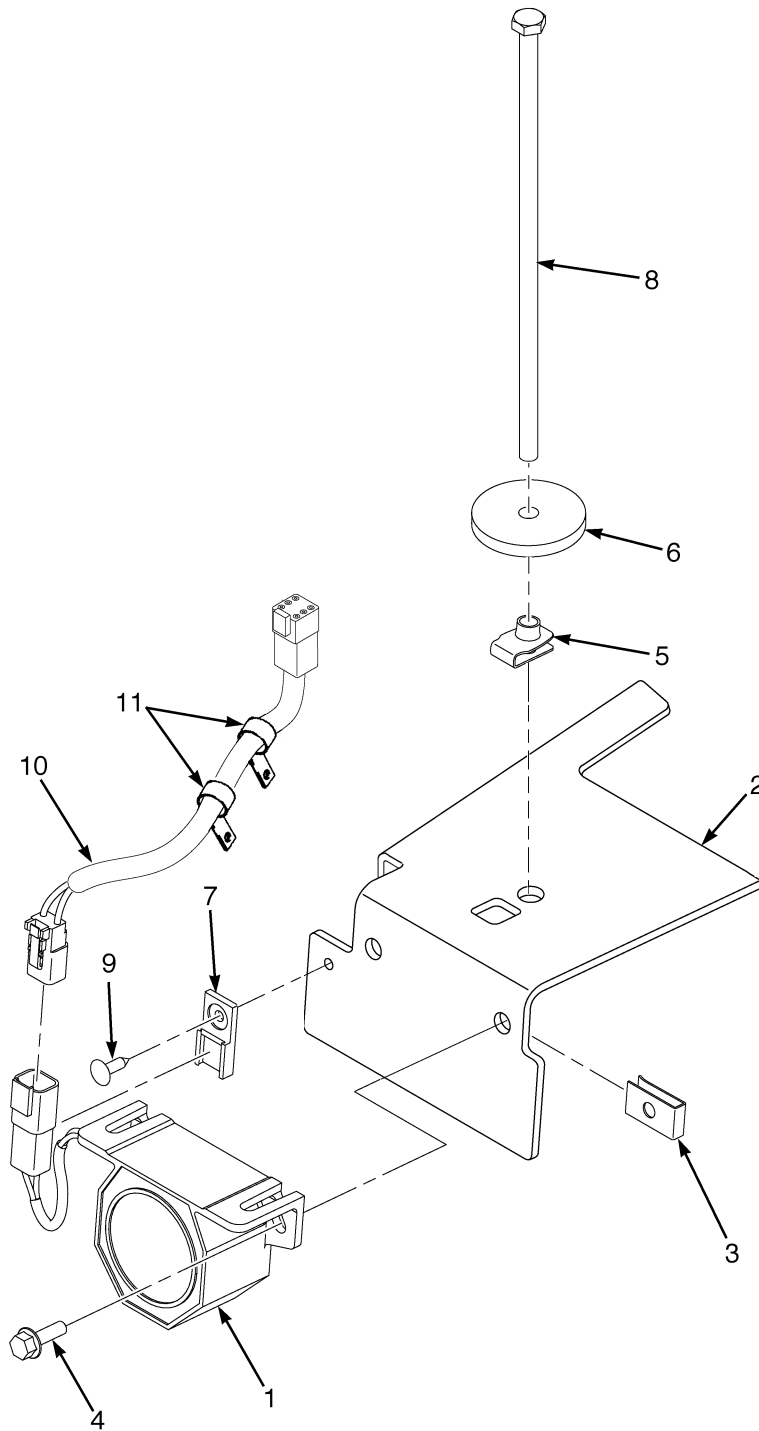
BP000673

LIFTING EYE

ITEM	PART NO.	DESCRIPTION	QTY
	1602394	Kit-Lifting Eye (LPG)	1
	1602395	Kit-Lifting Eye (Diesel or Gasoline Fuel)	1
1	1356400	Lifting Eye (Front)	2
2	a 1356401	Lifting Eye (Rear)	2
3	b 1566849	Lifting Eye Assembly (Rear)	2
3	1329850	Clip	1
3	1329851	Ring	1
4	302323	Screw	2
5	296130	Nut	2
6	1566853	Capscrew	8
7	1586790	Capscrew	8
8	316448	Label (Lifting Eye)	4

FOOTNOTES:**a** Diesel Only**b** LPG Only

BACK-UP ALARM (FIGURE 15-3)

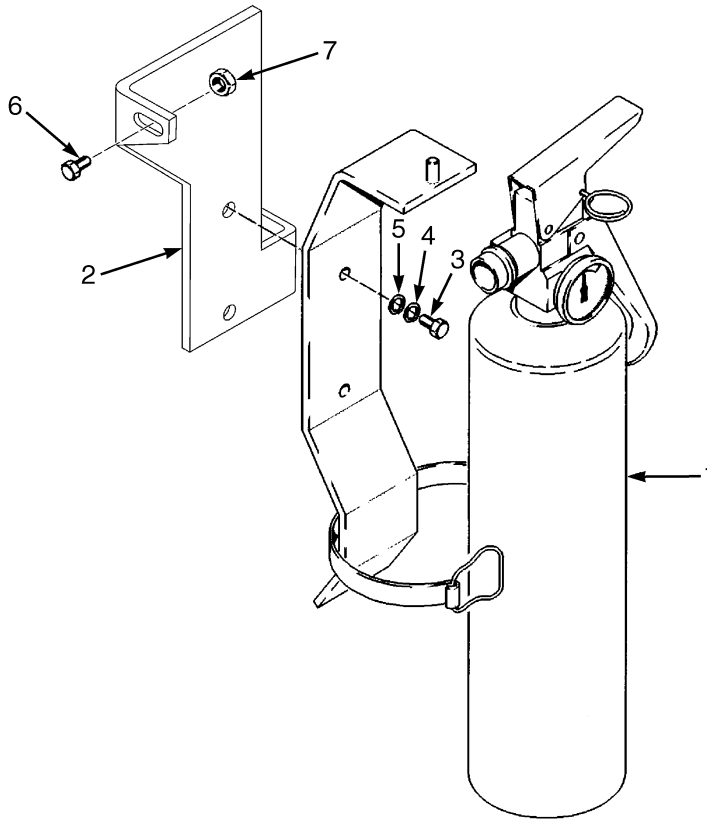


HP000897

BACK-UP ALARM

ITEM	PART NO.	DESCRIPTION	QTY
1	2064929	Back-Up Alarm (82-102 dbA)	1
2	1589195	Bracket	1
3	1350215	Nut	2
4	1527877	Capscrew	2
5	1480237	Nut	1
6	1547756	Washer	1
7	1500912	Clip	1
8	1543982	Capscrew	1
9	1582464	Fastener	1
10	2078883	Wire Harness (Back-Up Alarm) (To RH Chassis) (2-Pin Connector)	1
10	1402923	Connector	1
10	1330417	Connector	1
10	1490242	Connector (2 Way)	1
10	1490243	Connector	1
10	1330437	Terminal (Pin)	2
10	1330438	Terminal (Socket)	2
10	1330439	Plug	4
10	2070771	Wire Harness (Back-Up Alarm) (To RH Chassis) (6-Pin Connector)	1
10	1493465	Connector (2 Pin)	1
10	1330414	Connector (Secondary Lock)	1
10	1490242	Connector (2 Way)	1
10	1490243	Connector	1
10	1330437	Terminal (Pin)	2
10	1330438	Terminal (Socket)	2
11	1509888	Clip	2

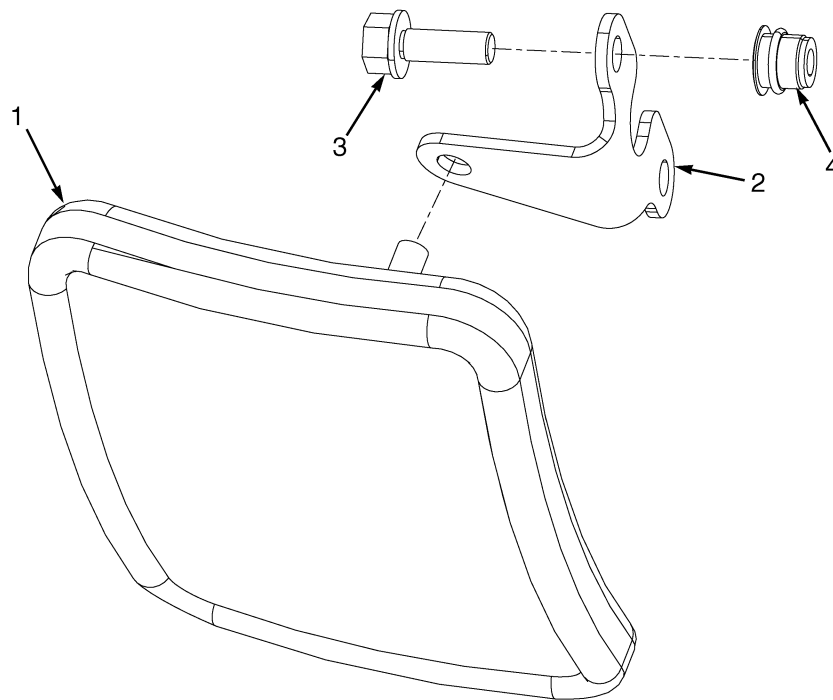
FIRE EXTINGUISHER (FIGURE 15-4)



BP000252

ITEM	PART NO.	DESCRIPTION	QTY
1	146540	Fire Extinguisher Assembly	1
1	1561749	Bracket	1
2	1582141	Bracket	1
3	296507	Screw	2
4	292679	Washer	2
5	320155	Washer	2
6	1583611	Capscrew	1
7	1502543	Nut (Flange)	1

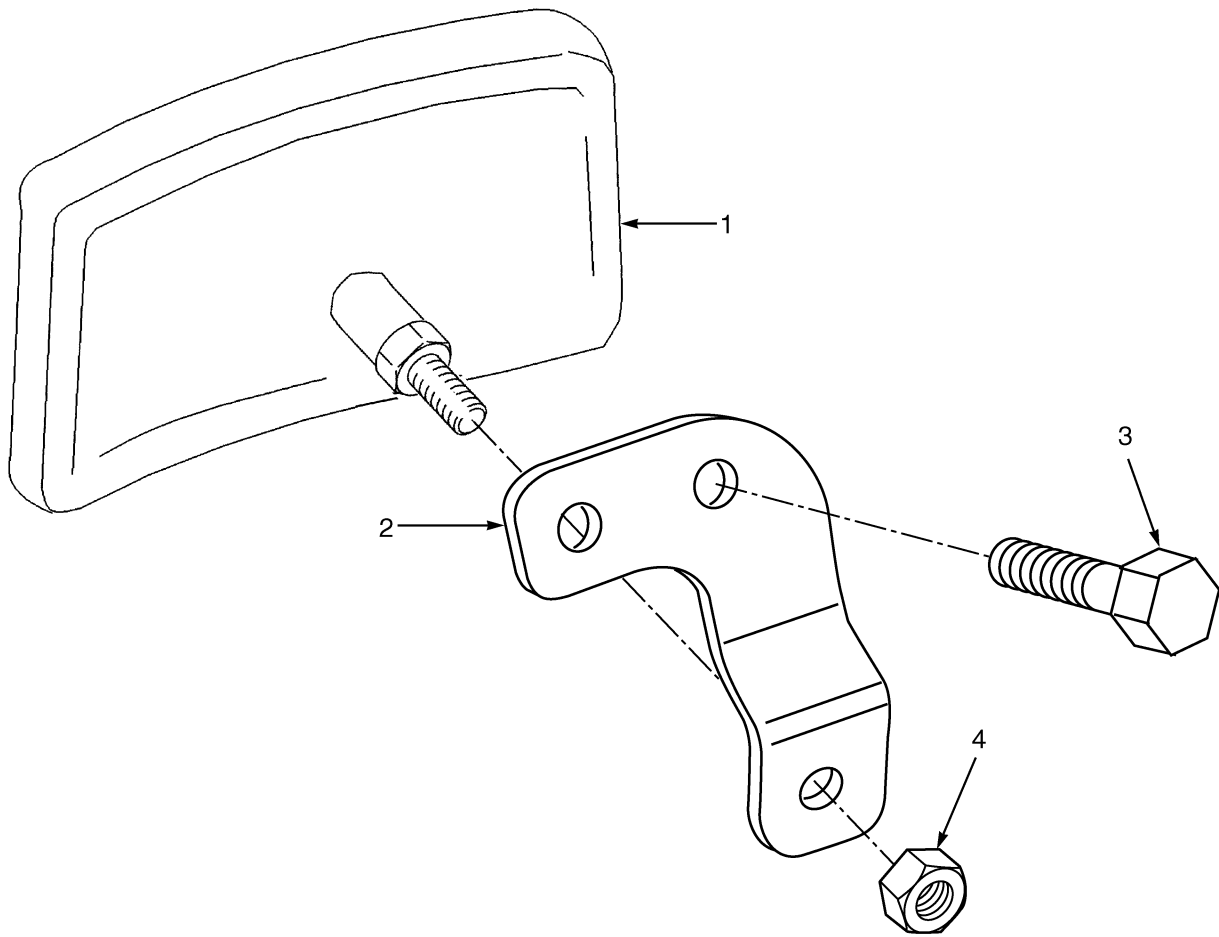
**MIRRORS (FIGURE 15-5)
WITH CAB**



HP000896

ITEM	PART NO.	DESCRIPTION	QTY
1	4009488	Mirror	2
2	1579412	Bracket	2
3	1583611	Capscrew	4
4	1531557	Insert	4

MIRRORS (FIGURE 15-6) WITH OVERHEAD GUARD

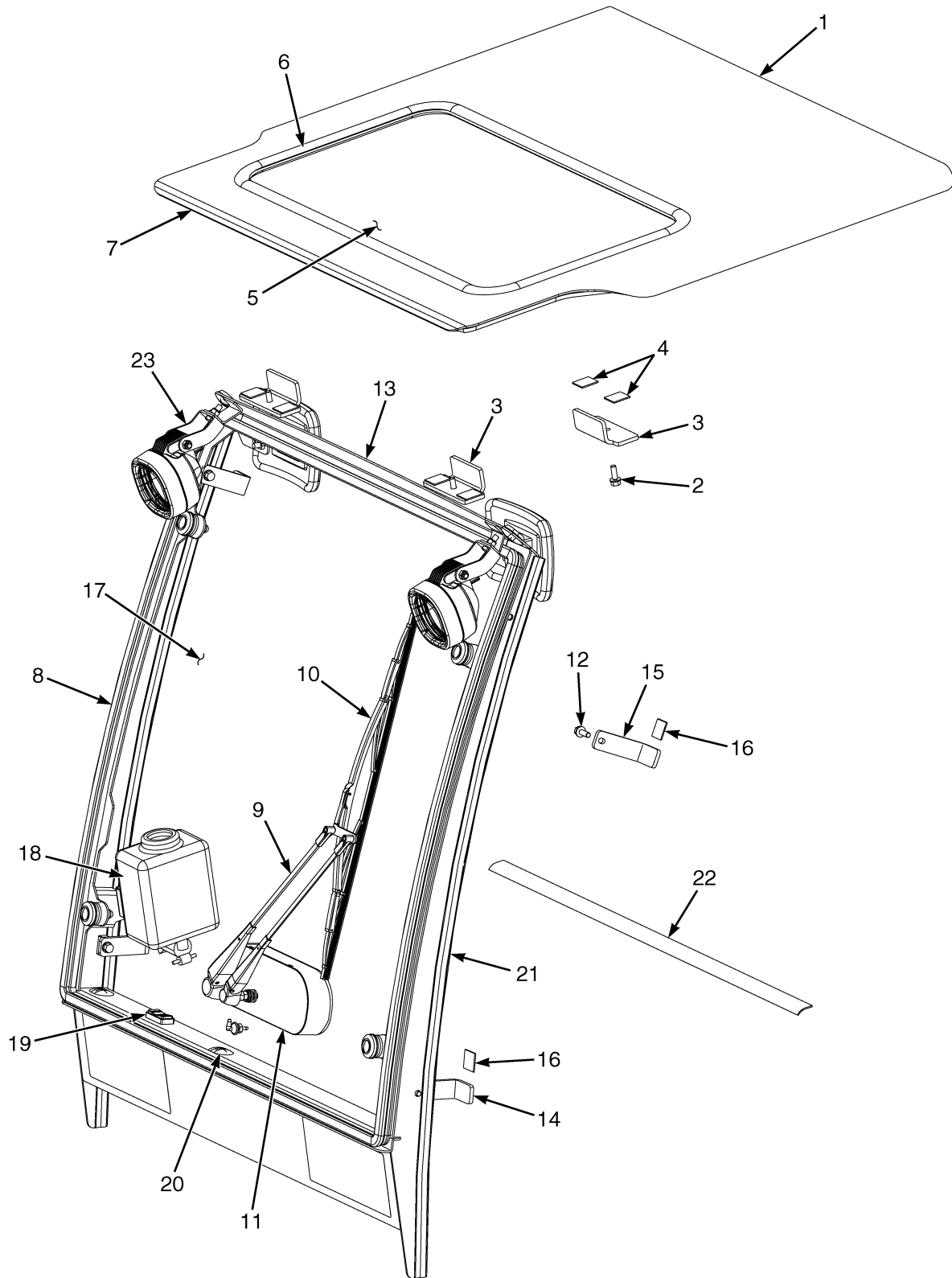


HP000895

**MIRRORS
WITH OVERHEAD GUARD**

ITEM	PART NO.	DESCRIPTION	QTY
1	4009488	Mirror	2
2	1656215	Bracket (RH)	1
2	1656216	Bracket (LH)	1
3	1583611	Capscrew	4
4	1586430	Nut	4

WEATHER PROTECT (FIGURE 15-7) FRONT AND TOP SCREEN KIT



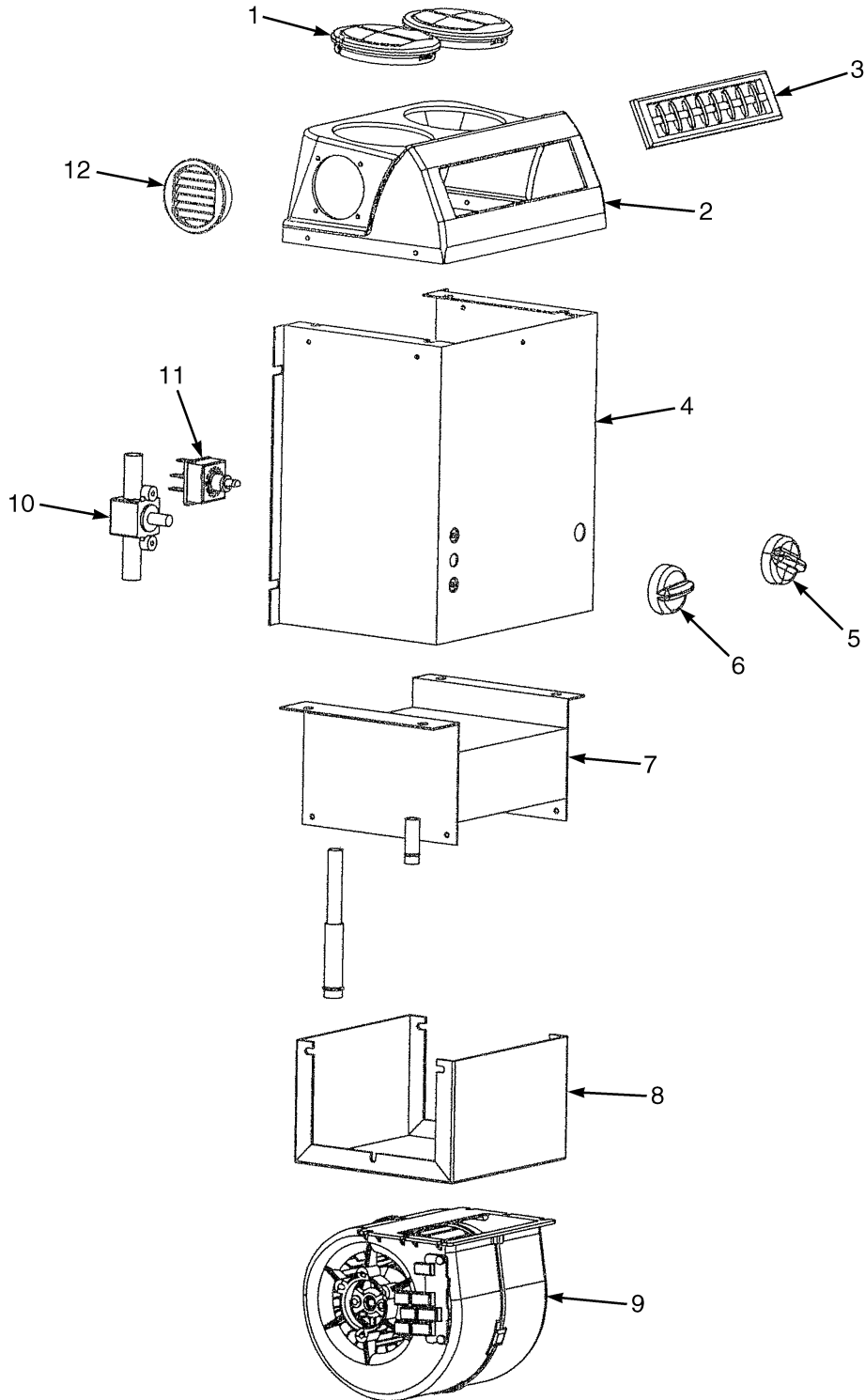
BP000781

**WEATHER PROTECT
FRONT AND TOP SCREEN KIT**

ITEM	PART NO.	DESCRIPTION	QTY
1	1616501	Kit-Top Screen	1
1	1531557	Insert	4
2	1583611	Capscrew	4
3	1616546	Bracket	4
4	1624529	Foam	8
5	1616540	Glass	1
6	1616541	Seal	1
7	1616557	Seal	1
8	1616498	Kit-Front Screen W Wiper	1
9	1598298	Wiper Arm	1
10	1598299	Wiper Blade	1
11	1598294	Wiper Motor	1
11	1645315	Kit-Front Wiper Motor Mounting	1
12	1608654	Capscrew	4
13	4000690	Seal	AR
14	1639113	Bracket	2
15	1616548	Bracket	2
16	1624529	Foam	4
17	1616544	Windshield	1
18	1616549	Reservoir	1
19	2043353	Switch (Wipers, Top And Rear)	1
20	1558219	Grommet	4
21	1616550	Seal	2
22	1616555	Foam Pad	2
23	1616552	Bracket (Light)	2
	a 2075655	Label (Mast Warning)	1
	a 1359588	Label (Operator Restraint)	2
	a 1647478	Wire Harness (Front Lights)	2
	a 1616556	Wire Harness (Front Screen)	1

FOOTNOTES:**a** Not Illustrated

WEATHER PROTECT (FIGURE 15-8) HEATER KIT



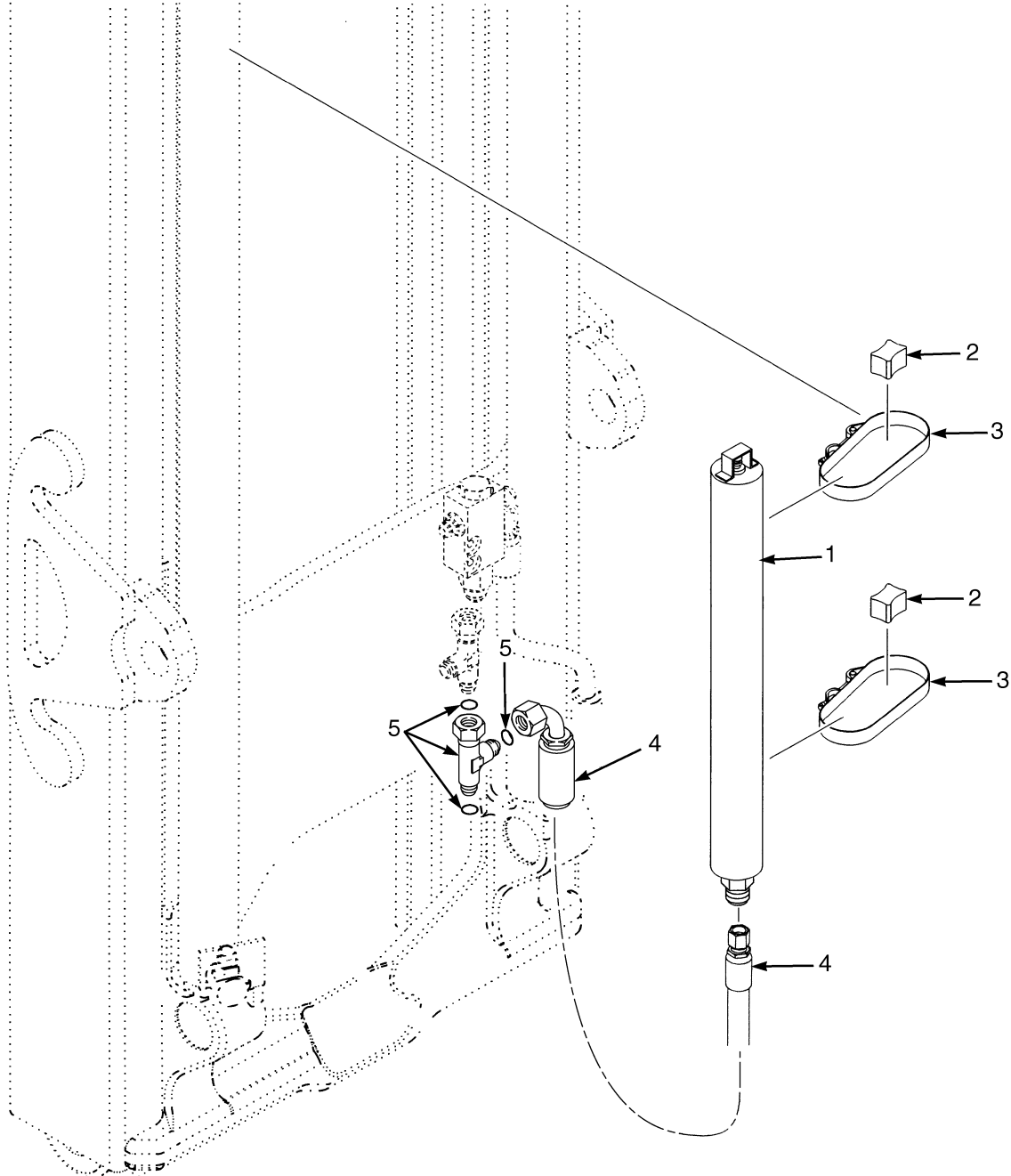
BP000646

**WEATHER PROTECT
HEATER KIT**

ITEM	PART NO.	DESCRIPTION	QTY
	1659013	Kit-Heater	1
	1658945	Heater Assembly	1
1	4028137	Plug	2
2	4028134	Housing	1
3	4028135	Grill	1
4	4028130	Housing	1
5	4028136	Knob	1
6	4028138	Knob	1
7	4028129	Radiator	1
8	4028128	Frame	1
9	4028127	Fan	1
10	4028132	Valve	1
11	4028131	Switch	1
12	4028133	Grill	1
	a 1657796	Bracket (Mounting)	1
	a 1659004	Kit-Fitting	1

FOOTNOTES:**a** Not Illustrated

ACCUMULATOR AND ATTACHING PARTS (FIGURE 15-9)

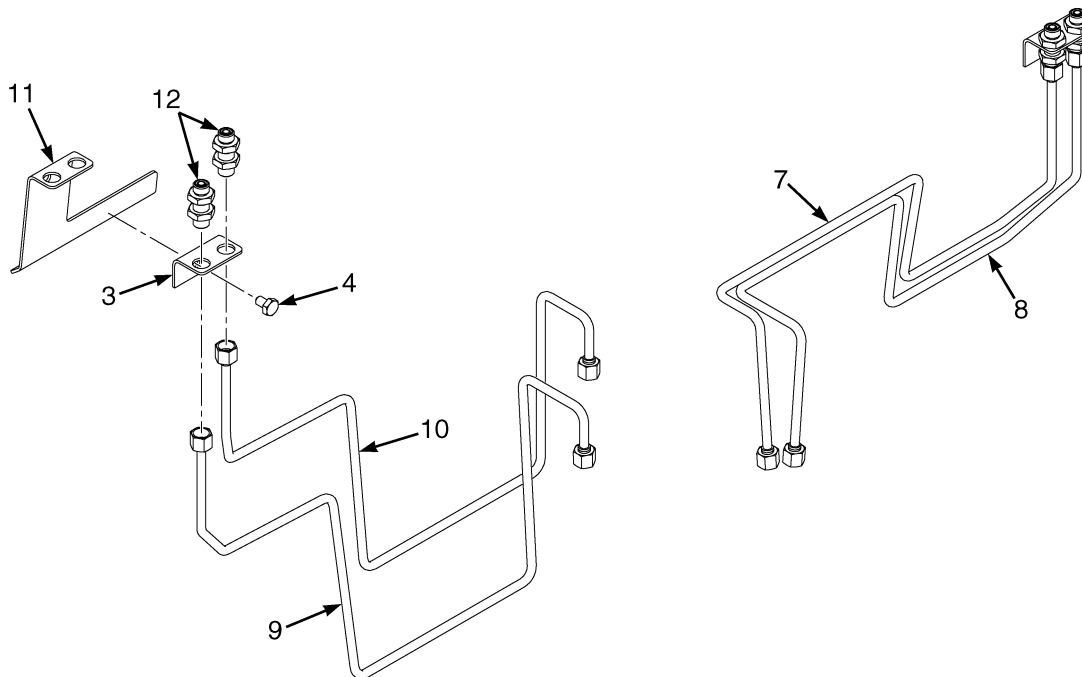
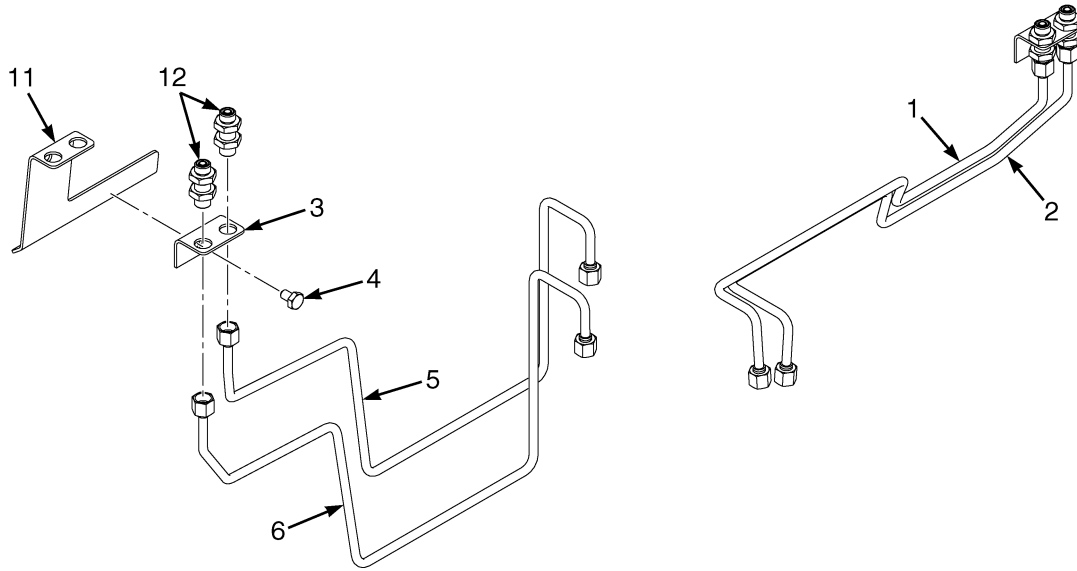


HP000908

ACCUMULATOR AND ATTACHING PARTS

ITEM	PART NO.	DESCRIPTION	QTY
1	1629185	Accumulator	1
1	1695807	Accumulator (Alternate Part)	1
2	1609864	Spacer	2
3	4031653	Strap Clamp	2
4	2073766	Hose Assy	1
5	1487096	Fitting	1
5	252729	O-Ring	3

AUXILIARY TUBES (FIGURE 15-10) TWO STAGE LIMITED FREE LIFT — WITH MANUAL AND E-HYDRAULICS VALVE WITHOUT QUICK DISCONNECT



BP000843

AUXILIARY TUBES
TWO STAGE LIMITED FREE LIFT – WITH MANUAL AND E-HYDRAULICS VALVE WITHOUT QUICK DISCONNECT

KEY:

A: H2.0-2.5FT (F507)

B: H3.0-3.5FT (F562)

ITEM	PART NO.	DESCRIPTION	QTY	
			A	B
1	d 4628202	Tube Assy	1	..
2	d 4628203	Tube Assy	1	..
3	1550070	Bracket	1	2
4	1658934	Capscrew	1	2
5	a 4628200	Tube Assy	1	..
6	a 4628201	Tube Assy	1	..
7	d 4628206	Tube Assy	1
8	d 4628207	Tube Assy	1
9	a 4628204	Tube Assy	1
10	a 4628205	Tube Assy	1
11	b 4060493	Bracket (LH)	1
11	b 4060492	Bracket (LH)	1	..
12	1528573	Fitting	2	4
13	c 1529015	Cap	2	4

FOOTNOTES:

a Four Function

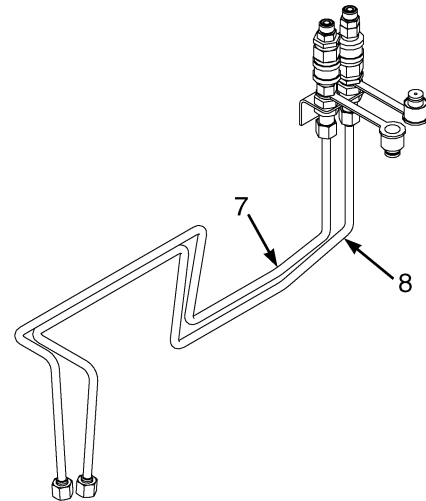
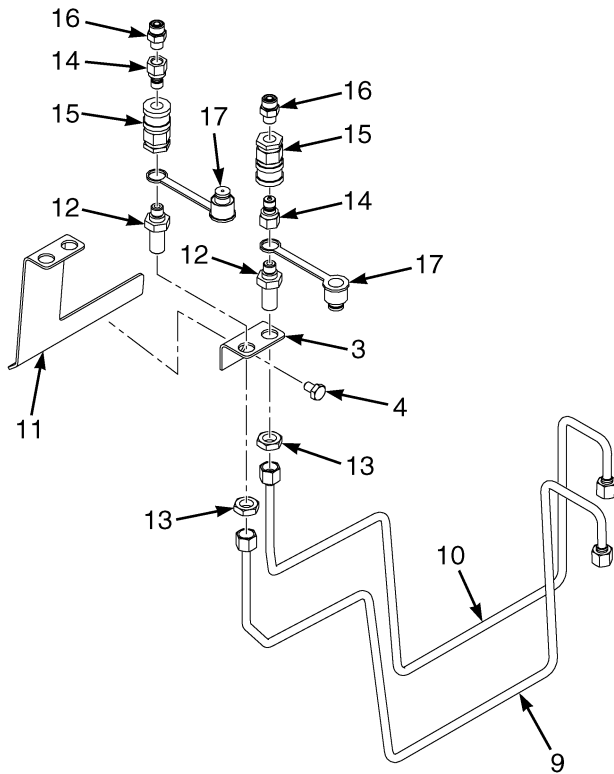
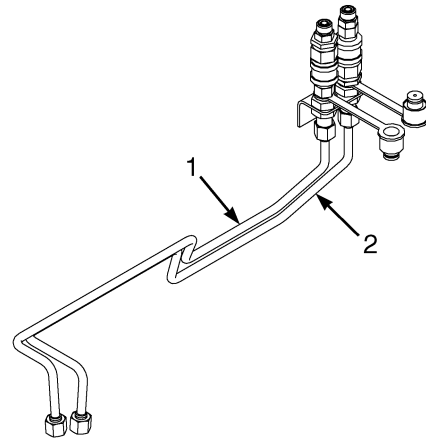
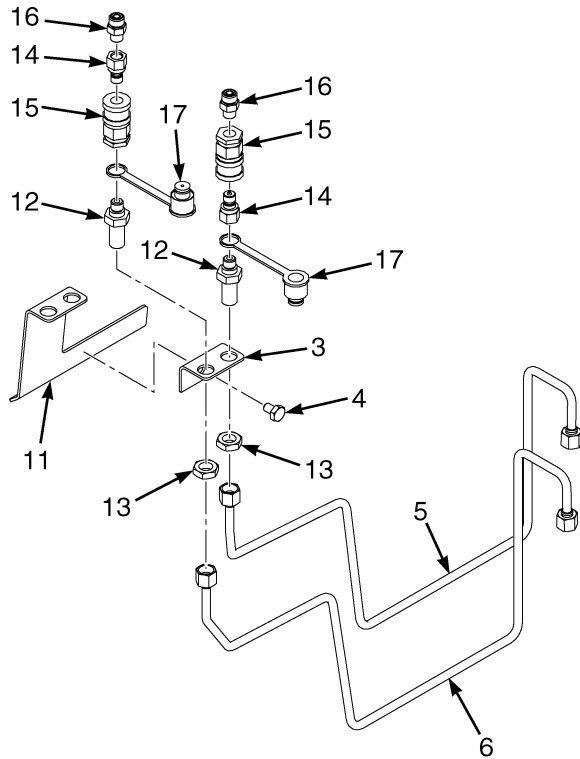
b Integral Side-Shift Carriage

c Not Illustrated

d Three Function

AUXILIARY TUBES (FIGURE 15-11)

TWO STAGE LIMITED FREE LIFT — MANUAL AND E-HYDRAULIC VALVE WITH QUICK DISCONNECT



BP000844

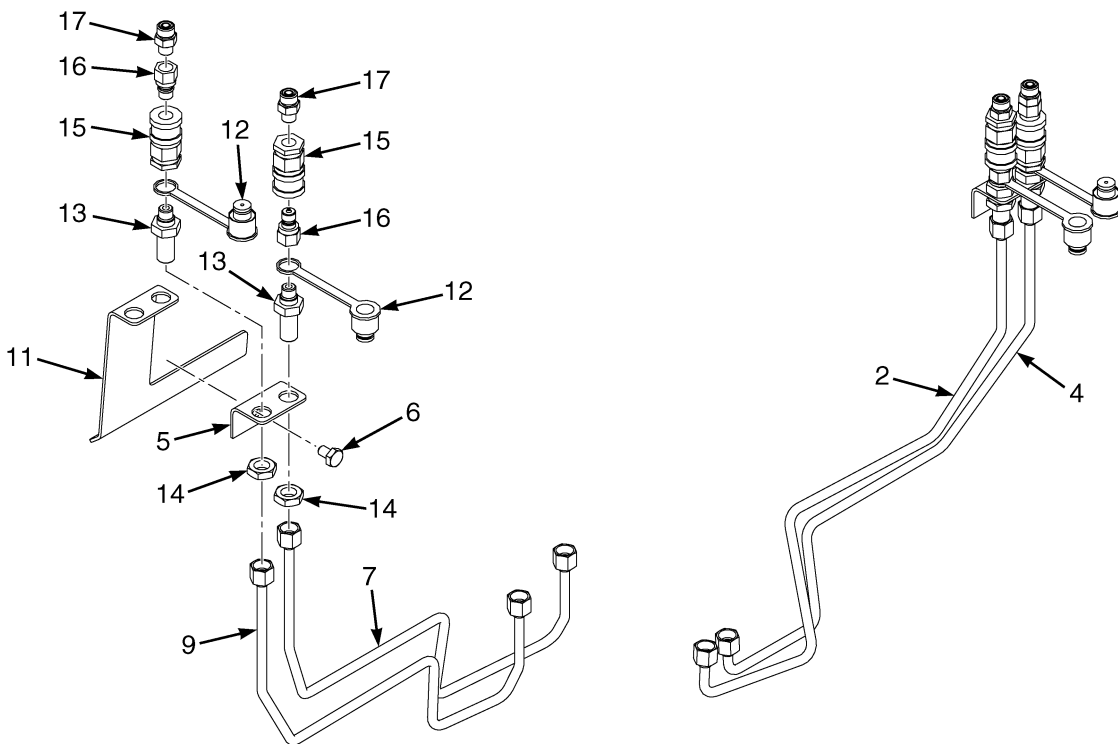
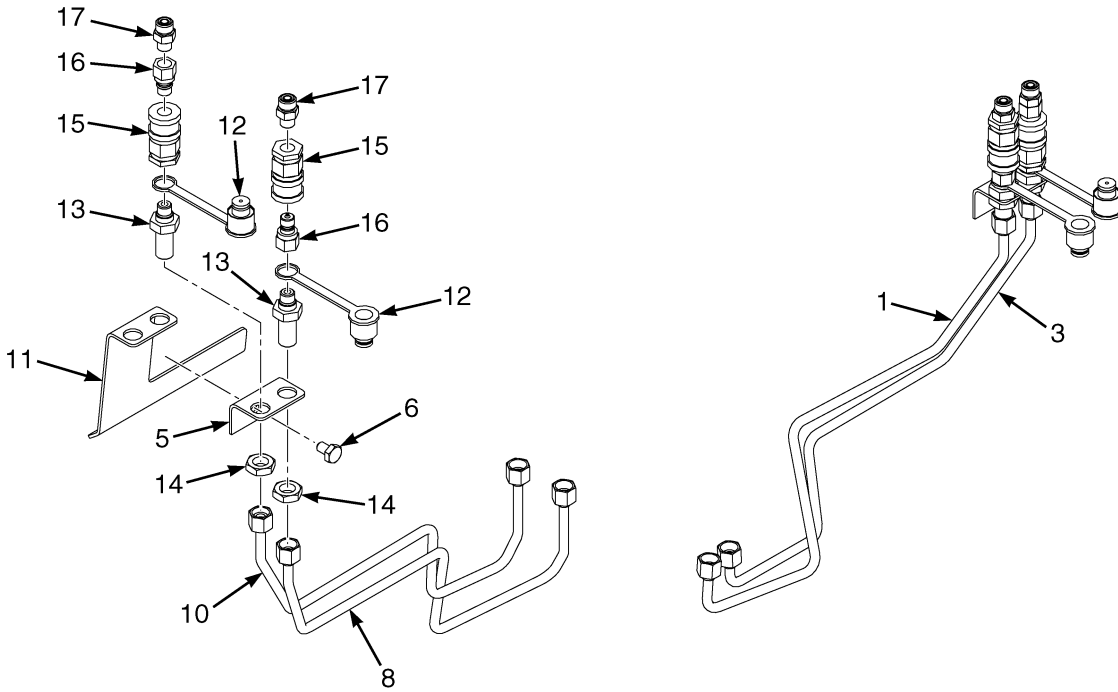
AUXILIARY TUBES**TWO STAGE LIMITED FREE LIFT – MANUAL AND E-HYDRAULIC VALVE WITH QUICK DISCONNECT****KEY:****A: H2.0-2.5FT (F507)****B: H3.0-3.5FT (F562)**

ITEM	PART NO.	DESCRIPTION	QTY	
			A	B
1	e 4628202	Tube Assy	1	..
2	e 4628203	Tube Assy	1	..
3	1550070	Bracket	1	2
4	1658934	Capscrew	1	2
5	b 4628200	Tube Assy	1	..
6	b 4628201	Tube Assy	1	..
7	e 4628206	Tube Assy	1
8	e 4628207	Tube Assy	1
9	b 4628204	Tube Assy	1
10	b 4628205	Tube Assy	1
11	c 4060493	Bracket (LH)	1
11	c 4060492	Bracket (LH)	1	..
12	d 1708364	Bulkhead (Fitting)	2	2
12	a 1708364	Bulkhead (Fitting)	4	4
13	d 1528602	Locknut	2	2
13	a 1528602	Locknut	4	4
14	d 1483663	Quick Disconnect Fitting	2	2
14	a 1483663	Quick Disconnect Fitting	4	4
15	d 1483664	Fitting	2	2
15	a 1483664	Fitting	4	4
16	d 1486740	Fitting	2	2
16	a 1486740	Fitting	4	4
17	d 1483661	Dust Cap	2	2
17	a 1483661	Dust Cap	4	4

FOOTNOTES:**a** Dual Auxiliary Option**b** Four Function**c** Integral Side-Shift Carriage**d** Single Auxiliary Option**e** Three Function

AUXILIARY TUBES (FIGURE 15-12)

THREE STAGE FULL FREE-LIFT — MANUAL AND E-HYDRAULICS VALVE WITH QUICK DISCONNECT



BP000861

AUXILIARY TUBES**THREE STAGE FULL FREE-LIFT – MANUAL AND E-HYDRAULICS VALVE WITH QUICK DISCONNECT****KEY:****A: H2.0-2.5FT (F508)****B: H3.0-3.5FT (F563)**

ITEM	PART NO.	DESCRIPTION	QTY	
			A	B
1	e 4624525	Tube Assy	1	..
2	e 4624527	Tube Assy	1
3	e 4624524	Tube Assy	1	..
4	e 4624526	Tube Assy	1
5	1550070	Bracket	2	2
6	1658934	Capscrew	2	2
7	b 4624501	Tube Assy	1	..
8	b 4624503	Tube Assy	1
9	b 4624502	Tube Assy	1	..
10	b 4624504	Tube Assy	1
11	c 4060492	Bracket	2	..
11	c 4060493	Bracket	2
12	d 1483661	Dust Cap	2	2
12	a 1483661	Dust Cap	4	4
13	d 1708364	Bulkhead (Fitting)	2	2
13	a 1708364	Bulkhead (Fitting)	4	4
14	d 1528602	Locknut	2	2
14	a 1528602	Locknut	4	4
15	d 1483663	Quick Disconnect Fitting	2	2
15	a 1483663	Quick Disconnect Fitting	4	4
16	d 1483664	Fitting	2	2
16	a 1483664	Fitting	4	4
17	d 1486740	Fitting	2	2
17	a 1486740	Fitting	4	4

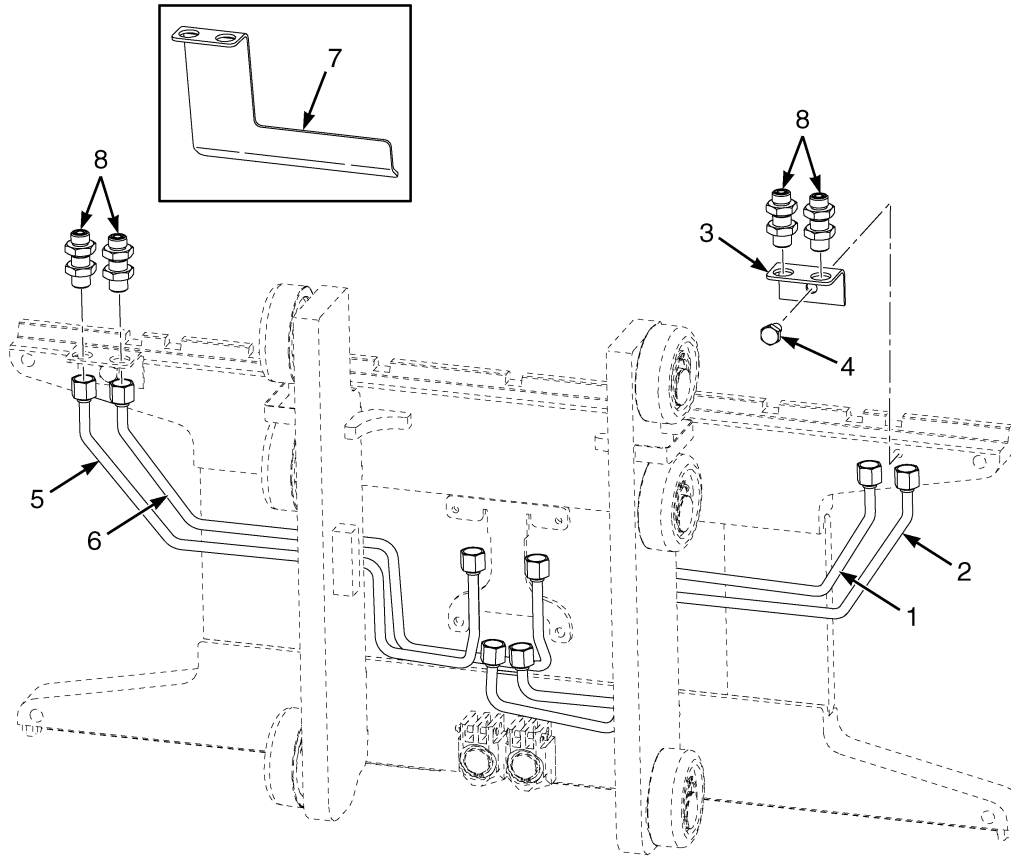
FOOTNOTES:

a Dual Auxiliary
b Four Function
c Integral Side-Shift

d Single Auxiliary
e Three Function

AUXILIARY TUBES (FIGURE 15-13)

THREE STAGE FULL FREE-LIFT — MANUAL AND E-HYDRAULICS VALVE WITHOUT QUICK DISCONNECT



BP170654

KEY:

A: H2.0-2.5FT (F508)

B: H3.0-3.5FT (F563)

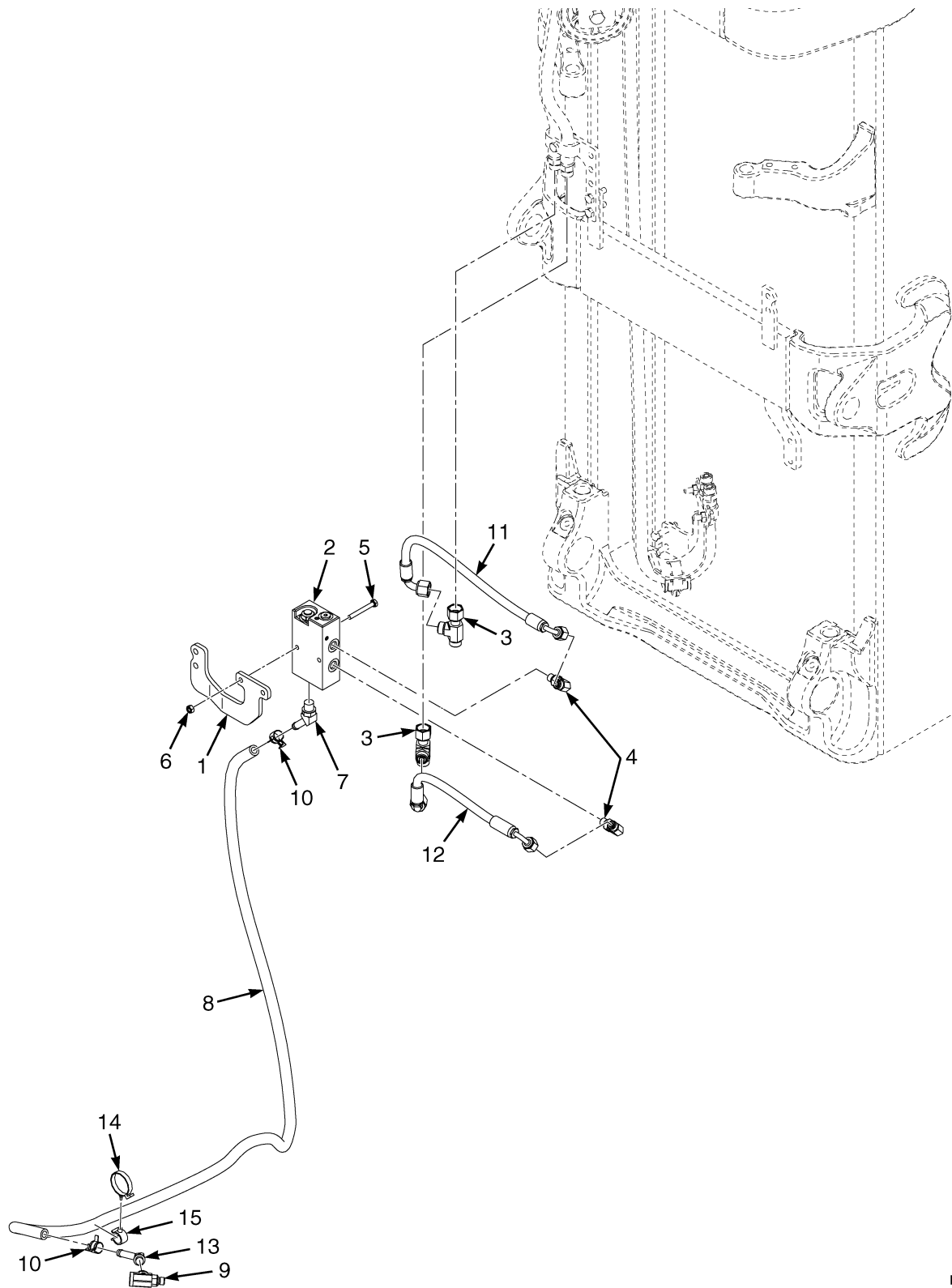
ITEM	PART NO.	DESCRIPTION	QTY	
			A	B
1	f 4624525	Tube Assy	1	..
1	f 4624527	Tube Assy	1
2	f 4624524	Tube Assy	1	..
2	f 4624526	Tube Assy	1
3	1550070	Bracket	2	2
4	1658934	Capscrew	2	2
5	b 4624501	Tube Assy	1	..
5	b 4624503	Tube Assy	1
6	b 4624502	Tube Assy	1	..
6	b 4624504	Tube Assy	1
7	c 4060492	Bracket	2	..
7	c 4060493	Bracket	2
8	e 1528573	Fitting	2	2
8	a 1528573	Fitting	4	4
	de 1529015	Cap	2	2
	ad 1529015	Cap	4	4

FOOTNOTES:

- a** Dual Auxiliary
- b** Four Function
- c** Integral Side-Shift

- d** Not Illustrated
- e** Single Auxiliary
- f** Three Function

AUXILIARY QUICK DISCONNECT MANIFOLD AND HOSES (FIGURE 15-14) TWO STAGE LIMITED FREE-LIFT (SINGLE AUXILIARY WITH E-HYDRAULICS) — THREE FUNCTION

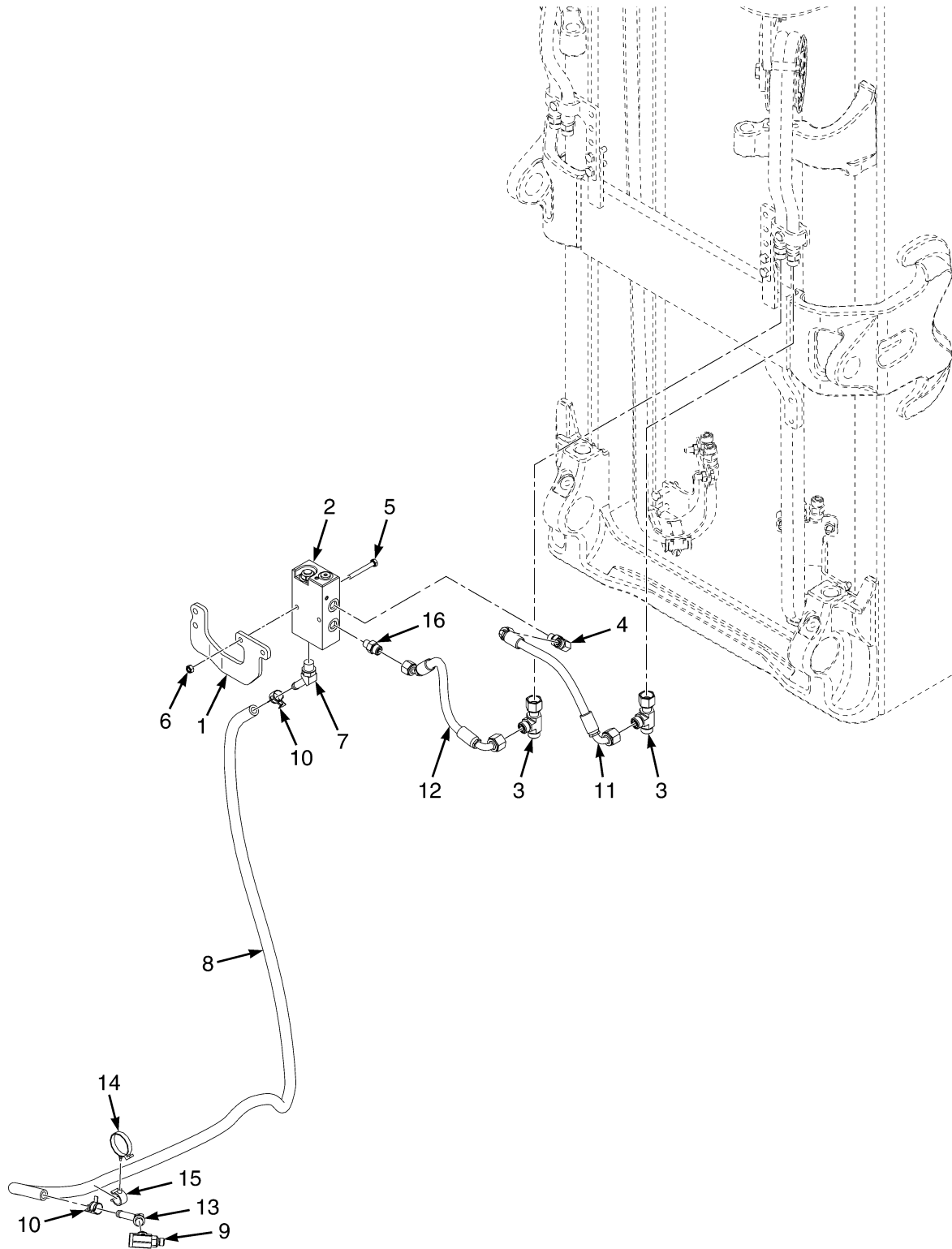


BP000847

**AUXILIARY QUICK DISCONNECT MANIFOLD AND HOSES
TWO STAGE LIMITED FREE-LIFT (SINGLE AUXILIARY WITH E-HYDRAULICS) – THREE FUNCTION**

ITEM	PART NO.	DESCRIPTION	QTY
1	4067017	Bracket	1
2	2111754	Valve	1
3	1487097	Fitting	2
4	1487058	Fitting	2
5	292505	Capscrew	2
6	302399	Nut	2
7	222501	Fitting	1
8	4626477	Hose Assy	1
9	4606305	T-Fitting	1
10	1569616	Hose Clamp	2
11	4626472	Hose Assy	1
12	4626473	Hose Assy	1
13	222500	Fitting	1
14	1644398	Clamp (Swivel)	1
15	1606544	Clamp (Swivel)	1

AUXILIARY QUICK DISCONNECT MANIFOLD AND HOSES (FIGURE 15-15) TWO STAGE LIMITED FREE-LIFT (SINGLE AUXILIARY WITH INTEGRAL SIDE-SHIFT AND E-HYDRAULICS) — FOUR FUNCTION

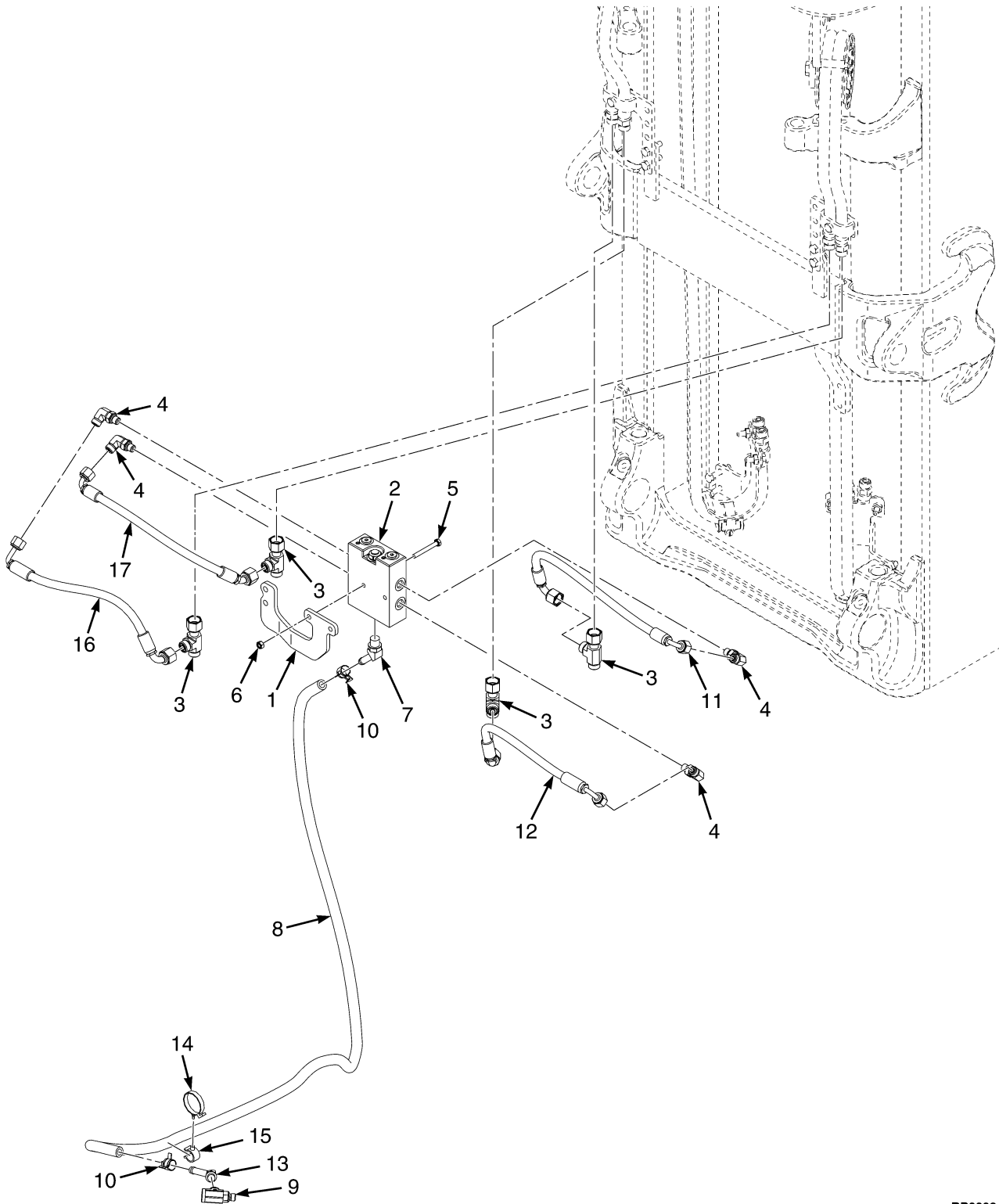


BP000846

AUXILIARY QUICK DISCONNECT MANIFOLD AND HOSES
TWO STAGE LIMITED FREE-LIFT (SINGLE AUXILIARY WITH INTEGRAL SIDE-SHIFT AND E-HYDRAULICS)
- FOUR FUNCTION

ITEM	PART NO.	DESCRIPTION	QTY
1	4067017	Bracket	1
2	2111754	Valve	1
3	1487097	Fitting	2
4	1487058	Fitting	1
5	292505	Capscrew	2
6	302399	Nut	2
7	222501	Fitting	1
8	4626477	Hose Assy	1
9	4606305	T-Fitting	1
10	1569616	Hose Clamp	2
11	4628430	Hose Assy	1
12	4628431	Hose Assy	1
13	222500	Fitting	1
14	1644398	Clamp (Swivel)	1
15	1606544	Clamp (Swivel)	1
16	1486737	Fitting	1

AUXILIARY QUICK DISCONNECT MANIFOLD AND HOSES (FIGURE 15-16) TWO STAGE LIMITED FREE-LIFT (DUAL AUXILIARY WITH E-HYDRAULICS) — THREE AND FOUR FUNCTION

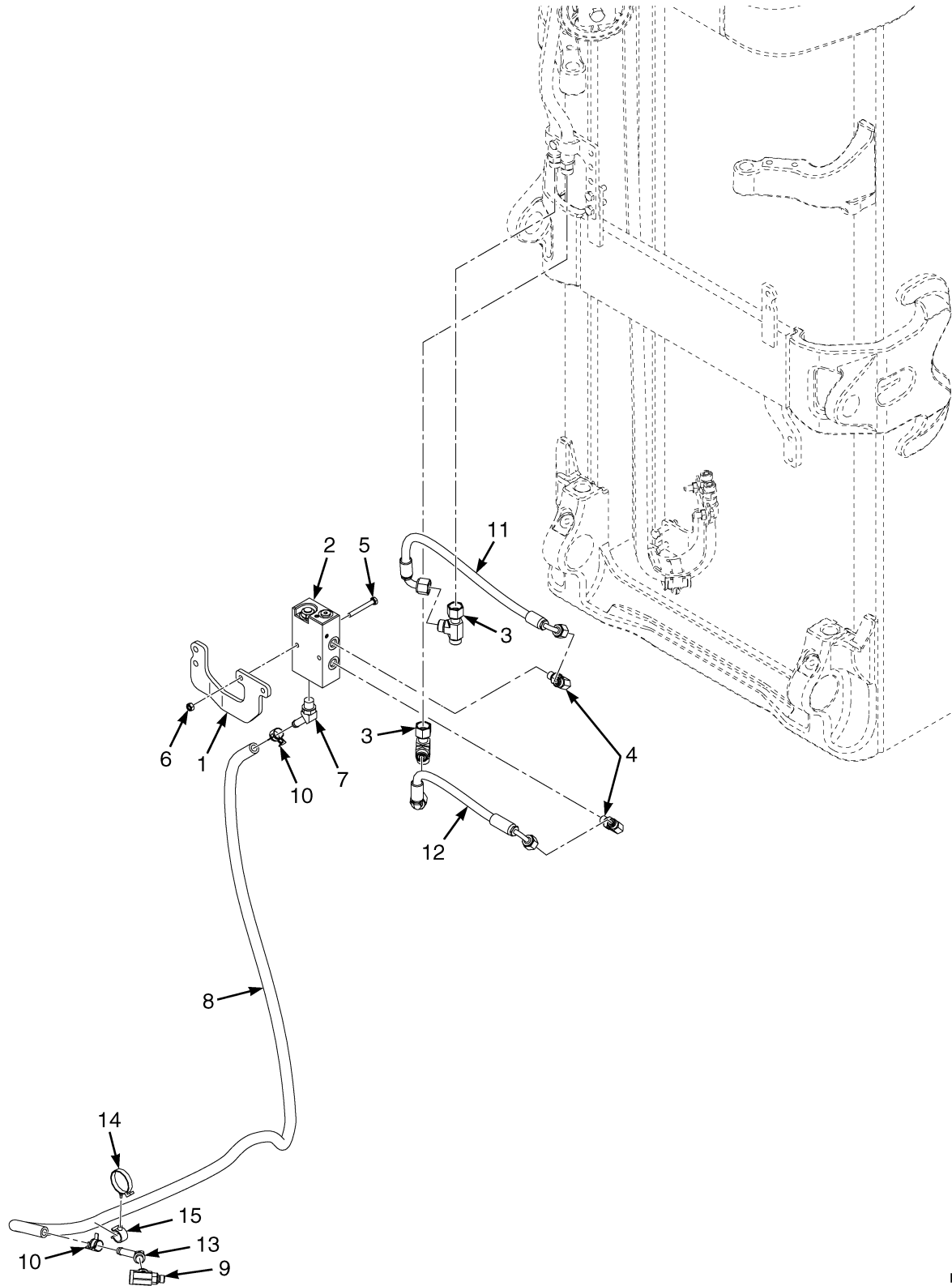


BP000845

AUXILIARY QUICK DISCONNECT MANIFOLD AND HOSES
TWO STAGE LIMITED FREE-LIFT (DUAL AUXILIARY WITH E-HYDRAULICS) – THREE AND FOUR FUNCTION

ITEM	PART NO.	DESCRIPTION	QTY
1	4067017	Bracket	1
2	2111755	Valve	1
3	1487097	Fitting	4
4	1487058	Fitting	4
5	292505	Capscrew	2
6	302399	Nut	2
7	222501	Fitting	1
8	4626477	Hose Assy	1
9	4606305	T-Fitting	1
10	1569616	Hose Clamp	2
11	4626472	Hose Assy	1
12	4626473	Hose Assy	1
13	222500	Fitting	1
14	1644398	Clamp (Swivel)	1
15	1606544	Clamp (Swivel)	1
16	4628269	Hose Assy	1
17	4628268	Hose Assy	1

AUXILIARY QUICK DISCONNECT MANIFOLD AND HOSES (FIGURE 15-17) THREE STAGE FULL FREE-LIFT (SINGLE AUXILIARY WITH E-HYDRAULICS — THREE FUNCTION)

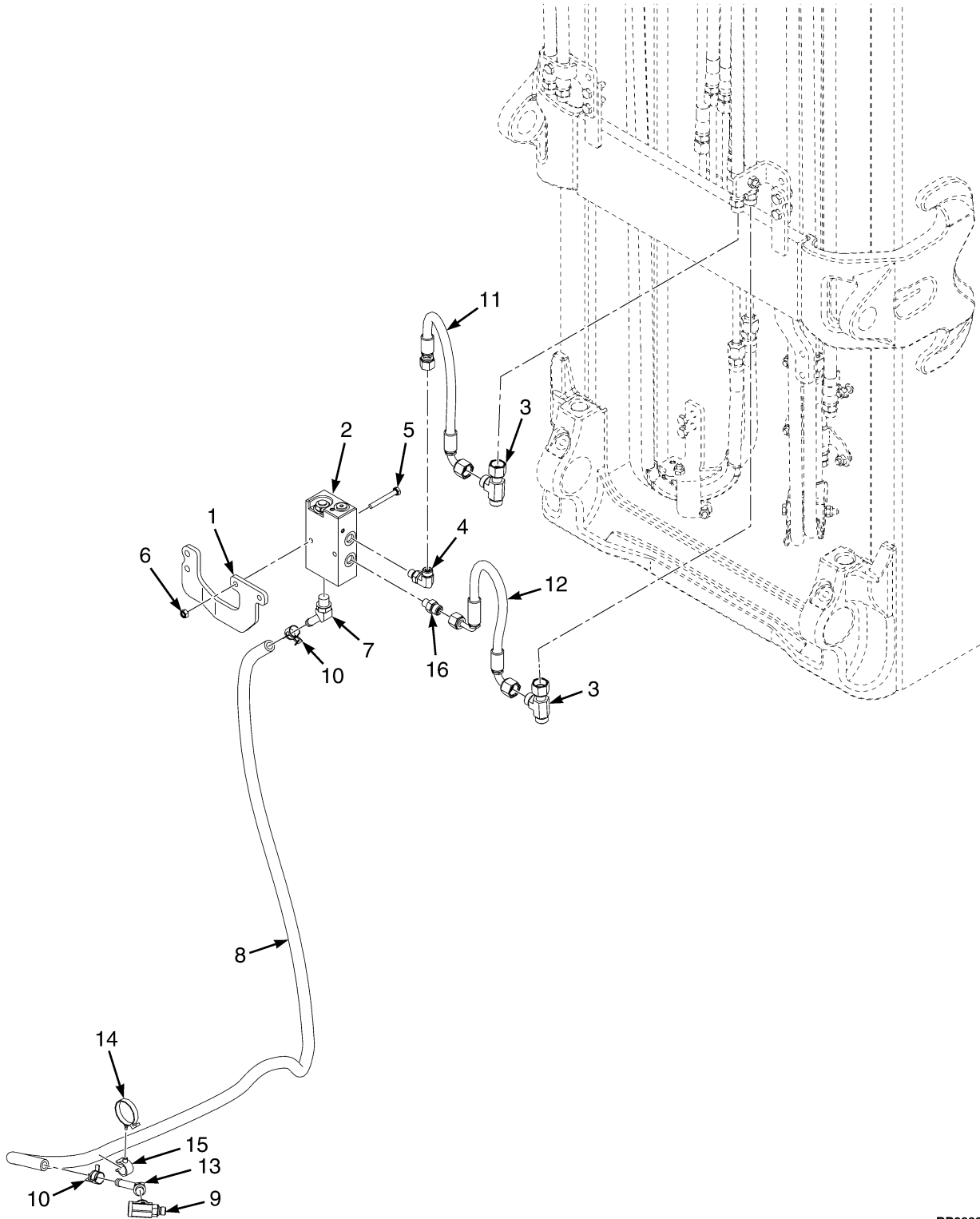


BP000847

AUXILIARY QUICK DISCONNECT MANIFOLD AND HOSES
THREE STAGE FULL FREE-LIFT (SINGLE AUXILIARY WITH E-HYDRAULICS – THREE FUNCTION)

ITEM	PART NO.	DESCRIPTION	QTY
1	4067017	Bracket	1
2	2111754	Valve	1
3	1487097	Fitting	2
4	1487058	Fitting	2
5	292505	Capscrew	2
6	302399	Nut	2
7	222501	Fitting	1
8	4626477	Hose Assy	1
9	4606305	T-Fitting	1
10	1569616	Hose Clamp	2
11	4626472	Hose Assy	1
12	4626473	Hose Assy	1
13	222500	Fitting	1
14	1644398	Clamp (Swivel)	1
15	1606544	Clamp (Swivel)	1

AUXILIARY QUICK DISCONNECT MANIFOLD AND HOSES (FIGURE 15-18) THREE STAGE FULL FREE-LIFT (SINGLE AUXILIARY WITH INTEGRAL SIDE-SHIFT AND E-HYDRAULICS) — FOUR FUNCTION

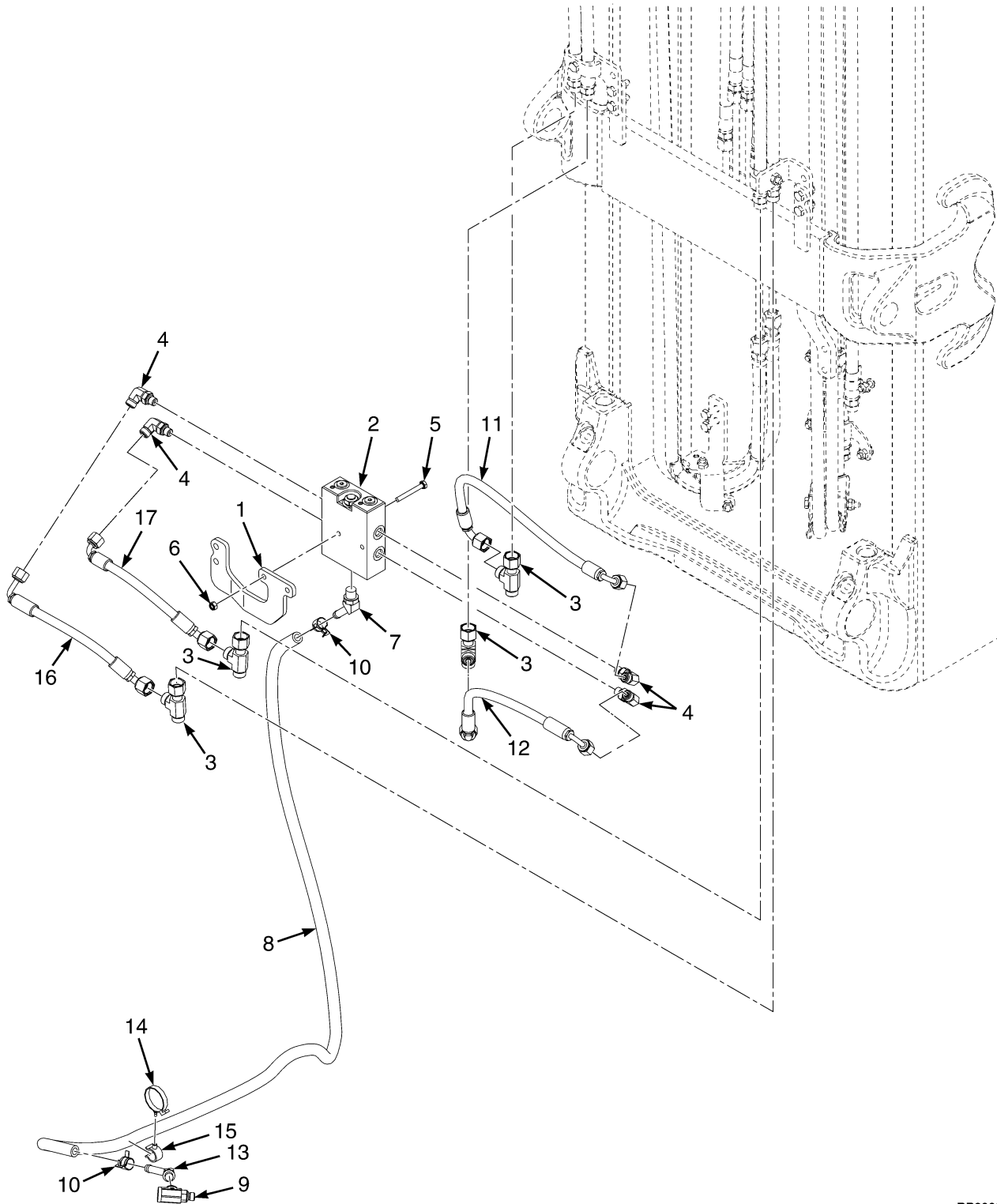


BP000856

AUXILIARY QUICK DISCONNECT MANIFOLD AND HOSES
THREE STAGE FULL FREE-LIFT (SINGLE AUXILIARY WITH INTEGRAL SIDE-SHIFT AND E-HYDRAULICS)
- FOUR FUNCTION

ITEM	PART NO.	DESCRIPTION	QTY
1	4067017	Bracket	1
2	2111754	Valve	1
3	1487097	Fitting	2
4	1487058	Fitting	1
5	292505	Capscrew	2
6	302399	Nut	2
7	222501	Fitting	1
8	4626477	Hose Assy	1
9	4606305	T-Fitting	1
10	1569616	Hose Clamp	2
11	4626238	Hose Assy	1
12	4626239	Hose Assy	1
13	222500	Fitting	1
14	1644398	Clamp (Swivel)	1
15	1606544	Clamp (Swivel)	1
16	1486737	Fitting	1

AUXILIARY QUICK DISCONNECT MANIFOLD AND HOSES (FIGURE 15-19) THREE STAGE FULL FREE-LIFT (DUAL AUXILIARY WITH E-HYDRAULICS — THREE AND FOUR FUNCTION

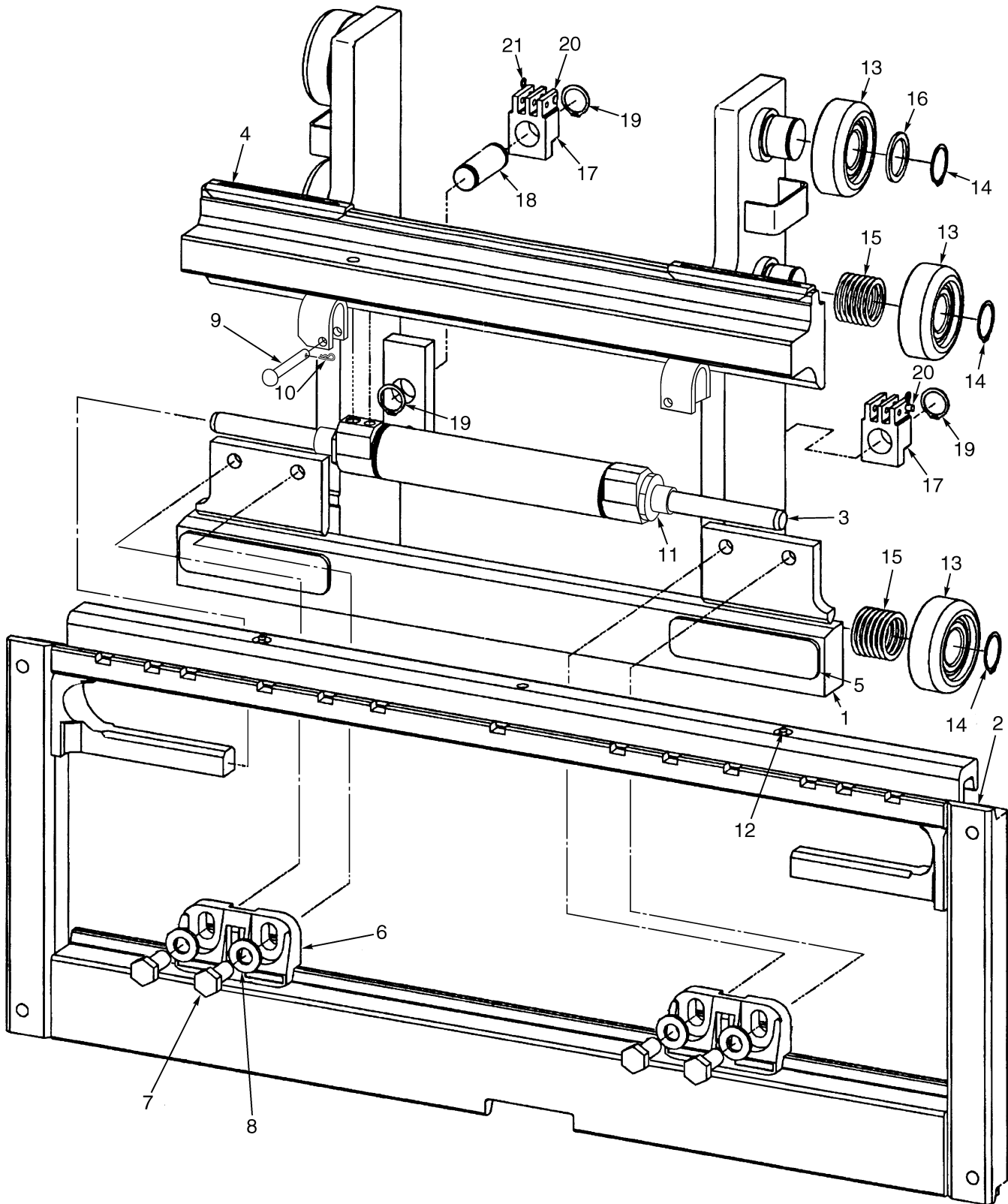


BP000855

AUXILIARY QUICK DISCONNECT MANIFOLD AND HOSES
THREE STAGE FULL FREE-LIFT (DUAL AUXILIARY WITH E-HYDRAULICS – THREE AND FOUR FUNCTION)

ITEM	PART NO.	DESCRIPTION	QTY
1	4067017	Bracket	1
2	2111755	Valve	1
3	1487097	Fitting	4
4	1487058	Fitting	4
5	292505	Capscrew	2
6	302399	Nut	2
7	222501	Fitting	1
8	4626477	Hose Assy	1
9	4606305	T-Fitting	1
10	1569616	Hose Clamp	2
11	4626472	Hose Assy	1
12	4626473	Hose Assy	1
13	222500	Fitting	1
14	1644398	Clamp (Swivel)	1
15	1606544	Clamp (Swivel)	1
16	4626474	Hose Assy	1
17	4626475	Hose Assy	1

INTEGRAL SIDE-SHIFT CARRIAGE (FIGURE 15-20) TWO STAGE LIMITED FREE-LIFT



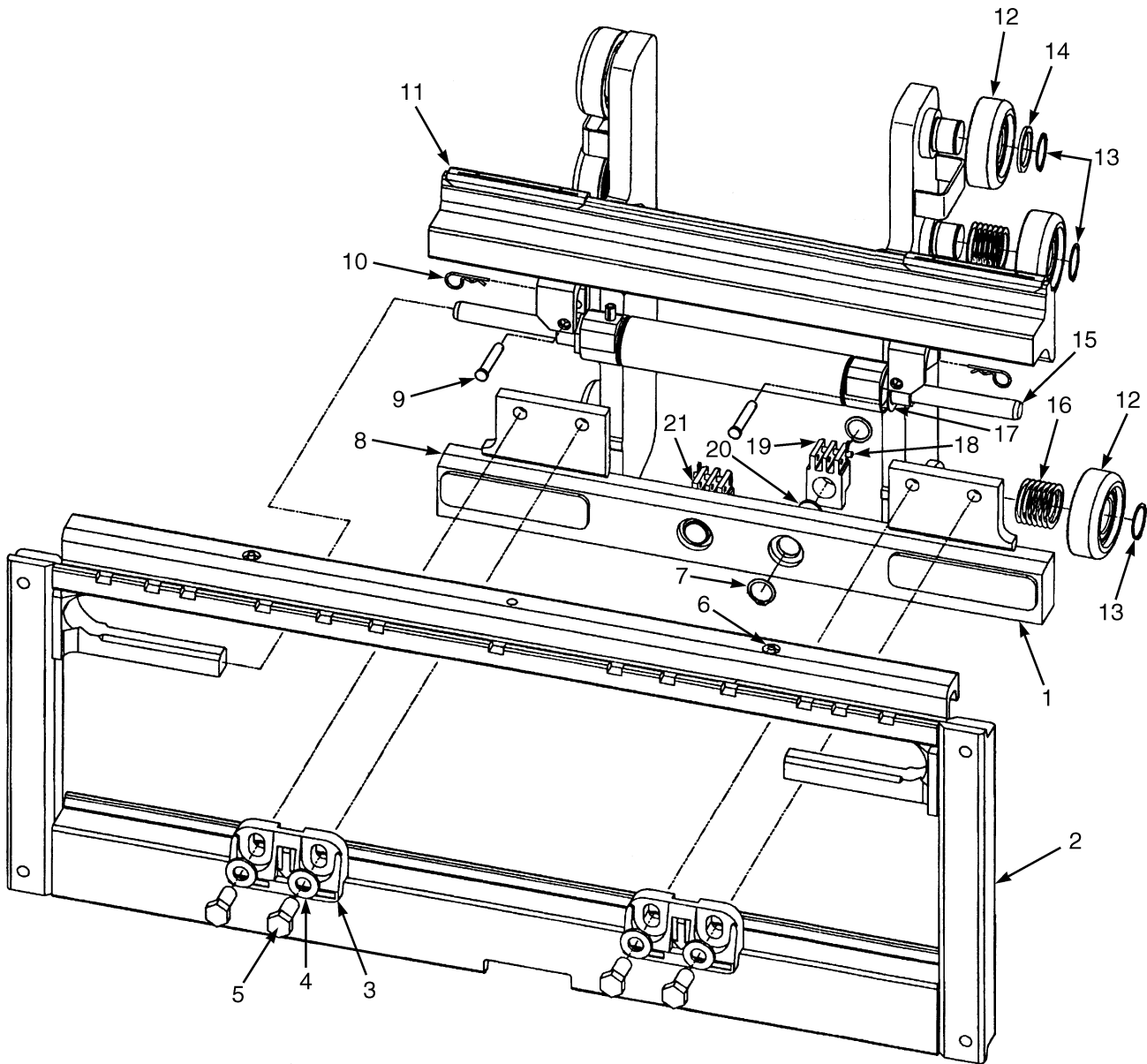
HP020343

**INTEGRAL SIDE-SHIFT CARRIAGE
TWO STAGE LIMITED FREE-LIFT****KEY:****A: H2.0-2.5FT (F507)****B: H3.0-3.5FT (F562)**

ITEM	PART NO.	DESCRIPTION	QTY	
			A	B
	4625591	Side-Shift Carriage (1067 mm)	1	..
	4625592	Side-Shift Carriage (1219 mm)	1	..
	4625598	Side-Shift Carriage (1067 mm)	1
	4625600	Side-Shift Carriage (1219 mm)	1
1	4065188	Carriage Wldmt (1067 and 1219 mm)	1	..
1	4065214	Carriage Wldmt (1067 and 1219 mm)	1
2	4033955	Frame (Outer) (1067 mm)	1	..
2	4033958	Frame Wldmt (1219 mm) (Outer)	1	..
2	4033960	Frame (Outer) (1067 mm)	1
2	4033957	Frame Wldmt (1219 mm) (Outer)	1
3	2043528	Sideshift Cylinder Assembly (☞Figure 15-26).....	1	..
3	2043529	Sideshift Cylinder Assembly (☞Figure 15-26).....	..	1
4	2043531	Bearing Strip (Upper)	2	..
4	2043532	Bearing (Upper)	2
5	2043533	Bearing Strip (Lower)	2	..
5	2043534	Bearing (Lower)	2
6	4611363	Hook	2	2
7	1581833	Capscrew	4	4
8	1581854	Washer	4	4
9	1401746	Pin	2	2
10	18832	Cotter Pin	2	2
11	1498326	Shim	3	3
12	16041	Grease Fitting	2	2
13	1345219	Load Roller ("B") (111.48/111.22)	6	6
14	12891	Snap Ring	6	6
14	a 386422	Snap Ring (Optional)	6	6
15	1345263	Shim (0.508 mm)	28	28
16	366116	Spacer	2	2
17	1369345	Chain Anchor (Dual Hole)	2	..
17	1504010	Chain Anchor (Single Hole) (Optional)	2	..
17	1369344	Chain Anchor (Dual Hole)	2
17	1504012	Chain Anchor (Single Hole) (Optional)	2
18	1353408	Pin	2	2
18	317735	Pin (1219 mm)	2	2
19	131358	Snap Ring	4	4
20	1514866	Pin	2	2
21	15211	Cotter Pin	2	2
	a 4611880	Carriage (1067 mm) (Fork Positioner) (☞Figure 15-29).....	1	..
	a 4611882	Carriage (1067 mm) (Fork Positioner) (☞Figure 15-29).....	..	1

FOOTNOTES:**a** Not Illustrated

INTEGRAL SIDE-SHIFT CARRIAGE (FIGURE 15-21) THREE STAGE FULL FREE-LIFT



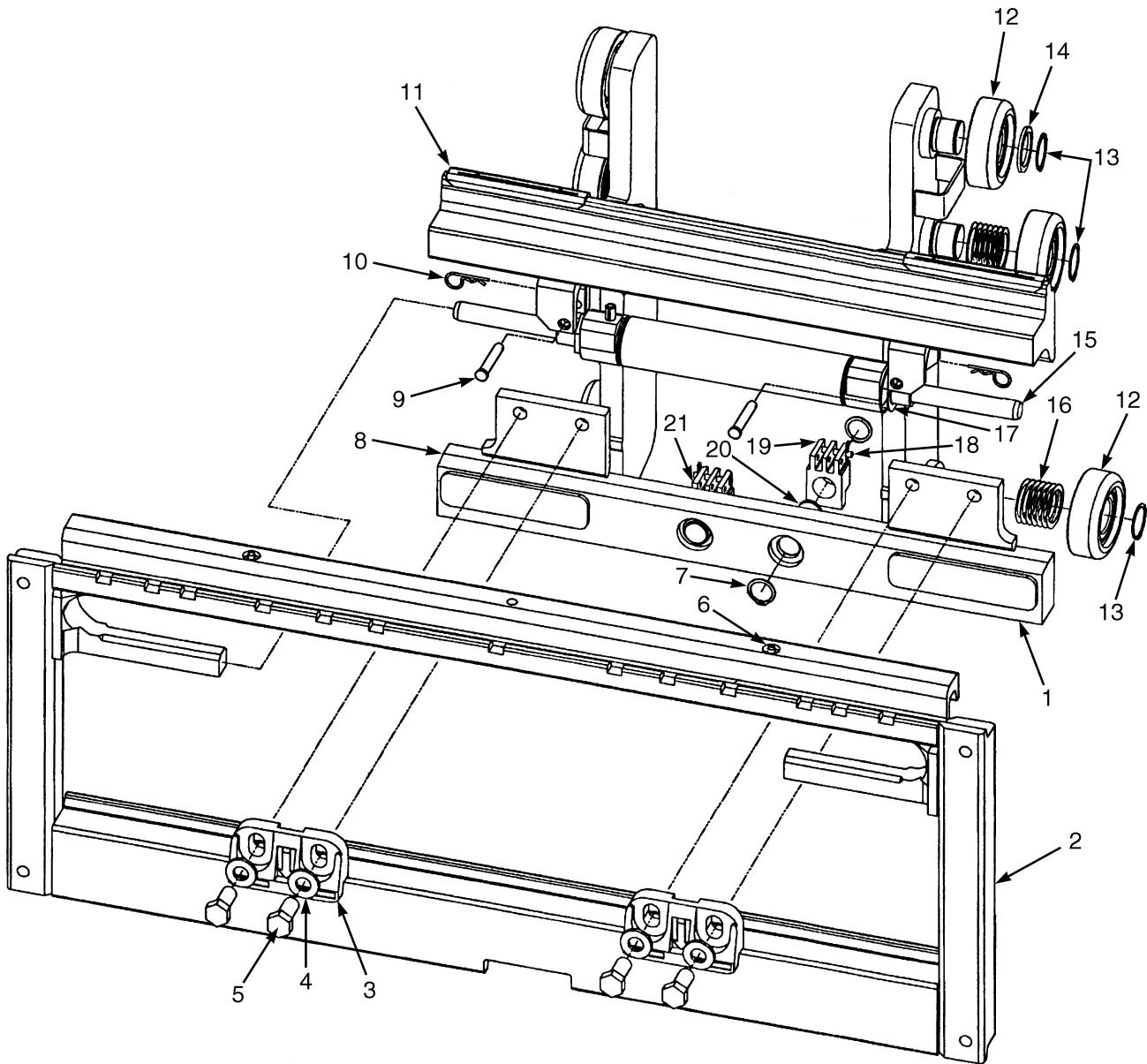
HP020344

**INTEGRAL SIDE-SHIFT CARRIAGE
THREE STAGE FULL FREE-LIFT****KEY:****A: H2.0-2.5FT (F508)****B: H3.0-3.5FT (F563)**

ITEM	PART NO.	DESCRIPTION	QTY	
			A	B
	4617799	Side-Shift Carriage (1067 mm)	1	..
	4621636	Side-Shift Carriage (1219 mm)	1	..
	4617798	Side-Shift Carriage (1067 mm)	1
	4621641	Side-Shift Carriage (1219 mm)	1
1	4046434	Carriage Wldmt (1067 mm and 1219 mm) (Inner)	1	..
1	4046468	Carriage Wldmt (1067 mm and 1219 mm) (Inner)	1
2	4033955	Frame (Outer) (1067 mm)	1	..
2	4033958	Frame Wldmt (1219 mm) (Outer)	1	..
2	4033960	Frame (Outer) (1067 mm)	1
2	4033957	Frame Wldmt (1219 mm) (Outer)	1
3	4611363	Hook	2	2
4	1581854	Washer	4	4
5	1581833	Capscrew	4	4
6	16041	Grease Fitting	2	2
7	131358	Snap Ring	4	4
8	2043533	Bearing Strip (Lower)	2	..
8	2043534	Bearing (Lower)	2
9	1401746	Pin	2	2
10	18832	Cotter Pin	2	2
11	2043531	Bearing Strip (Upper)	2	..
11	2043532	Bearing (Upper)	2
12	1333399	Load Roller ("B") (92.18 mm/91.92 mm)	6	6
13	58901	Snap Ring	6	6
14	366115	Spacer	2	2
15	2043528	Sideshift Cylinder Assembly (☞Figure 15-26).....	1	..
15	2043529	Sideshift Cylinder Assembly (☞Figure 15-26).....	..	1
16	129387	Shim (0.508 mm)	28	28
17	1498326	Shim	3	3
18	1514866	Pin	2	2
19	1369345	Chain Anchor (Dual Hole)	2	..
19	1504010	Chain Anchor (Single Hole) (Optional)	2	..
19	1369344	Chain Anchor (Dual Hole)	2
19	1504012	Chain Anchor (Single Hole) (Optional)	2
20	317735	Pin	2	2
21	15211	Cotter Pin	2	2
	a 1374797	Snap Ring	6	6
	a 1345216	Stubshaft	6	6
	a 4611880	Carriage (1067 mm) (Fork Positioner) (☞Figure 15-29).....	1	..
	a 4611882	Carriage (1067 mm) (Fork Positioner) (☞Figure 15-29).....	..	1

FOOTNOTES:**a** Not Illustrated

INTEGRAL SIDE-SHIFT CARRIAGE (FIGURE 15-22) TWO STAGE FULL FREE-LIFT



HP020344

**INTEGRAL SIDE-SHIFT CARRIAGE
TWO STAGE FULL FREE-LIFT**

KEY:

A: H2.0-2.5FT (E509)

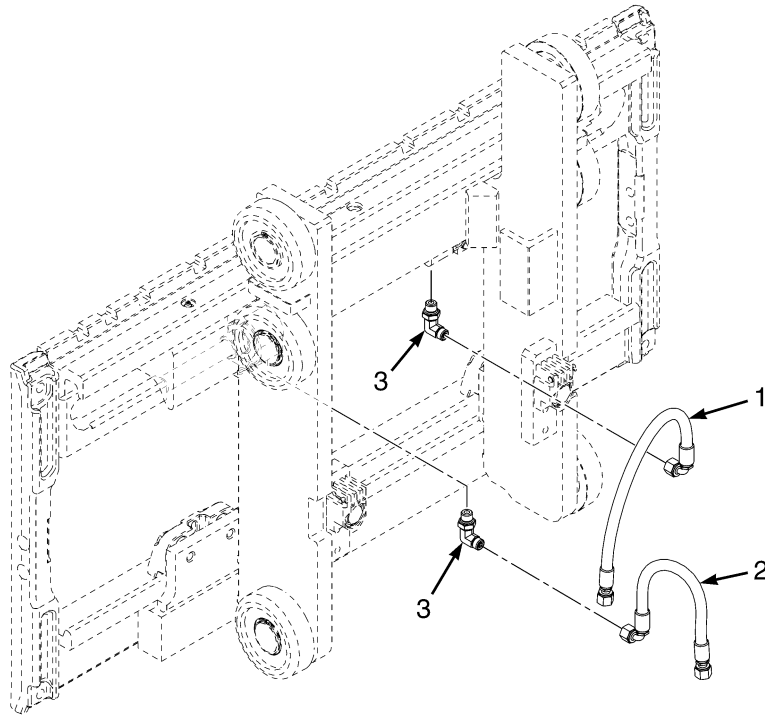
B: H3.0-3.5FT (E564)

ITEM	PART NO.	DESCRIPTION	QTY	
			A	B
	1486183	Side-Shift Carriage (1067 mm)	1	..
	1486186	Side-Shift Carriage (1219 mm)	1	..
	1477944	Side-Shift Carriage (1067 mm)	1
	1477946	Side-Shift Carriage (1219 mm)	1
1	1489003	Carriage Wldmt (Inner) (1067 mm, 1219 mm)	1	..
1	1477938	Frame (Inner) (1067 mm, 1219 mm)	1
2	4033955	Frame (Outer) (1067 mm)	1	..
2	4033958	Frame Wldmt (1219 mm)	1	..
2	4033960	Frame (Outer) (1067 mm)	1
2	4033957	Frame Wldmt (1219 mm)	1
3	4611363	Hook	2	2
4	296426	Washer	4	4
5	226458	Capscrew	4	2
6	16041	Grease Fitting	2	2
7	131358	Snap Ring	4	4
8	2043533	Bearing Strip (Lower)	2	..
8	2043534	Bearing (Lower)	2
9	1401746	Pin	2	2
10	18832	Cotter Pin	2	2
11	2043531	Bearing Strip (Upper)	2	..
11	2043532	Bearing (Upper)	2
12	1345219	Load Roller ("B") (111.48/111.22)	6	6
13	12891	Snap Ring	6	6
13	a 386422	Snap Ring (Optional)	6	6
14	366116	Spacer	2	2
15	2043528	Sideshift Cylinder Assembly (☞Figure 15-26).....	1	..
15	2043529	Sideshift Cylinder Assembly (☞Figure 15-26).....	..	1
16	1345263	Shim (0.508 mm)	28	28
17	1498326	Shim	3	3
18	1514866	Pin	2	2
19	1369345	Chain Anchor (Dual Hole)	2	..
19	1504010	Chain Anchor (Single Hole) (Optional)	2	..
19	1369344	Chain Anchor (Dual Hole)	2
19	1504012	Chain Anchor (Single Hole) (Optional)	2
20	317735	Pin	2	2
21	15211	Cotter Pin	2	2
	a 4611880	Carriage (1067 mm) (Fork Positioner) (☞Figure 15-29).....	1	..
	a 4611882	Carriage (1067 mm) (Fork Positioner) (☞Figure 15-29).....	..	1

FOOTNOTES:

a Not Illustrated

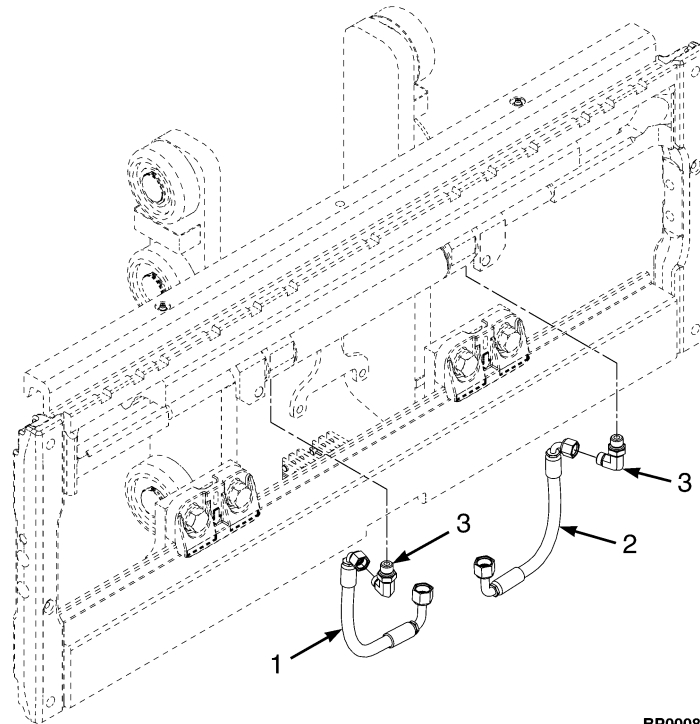
INTEGRAL SIDE-SHIFT HYDRAULIC HOSES (FIGURE 15-23) TWO STAGE LIMITED FREE-LIFT



BP000832

ITEM	PART NO.	DESCRIPTION	QTY
1	4626625	Hose Assy	1
2	4626626	Hose Assy	1
3	1487059	Fitting	2

**INTEGRAL SIDE-SHIFT HYDRAULIC HOSES (FIGURE 15-24)
THREE STAGE FULL FREE LIFT**



BP000833

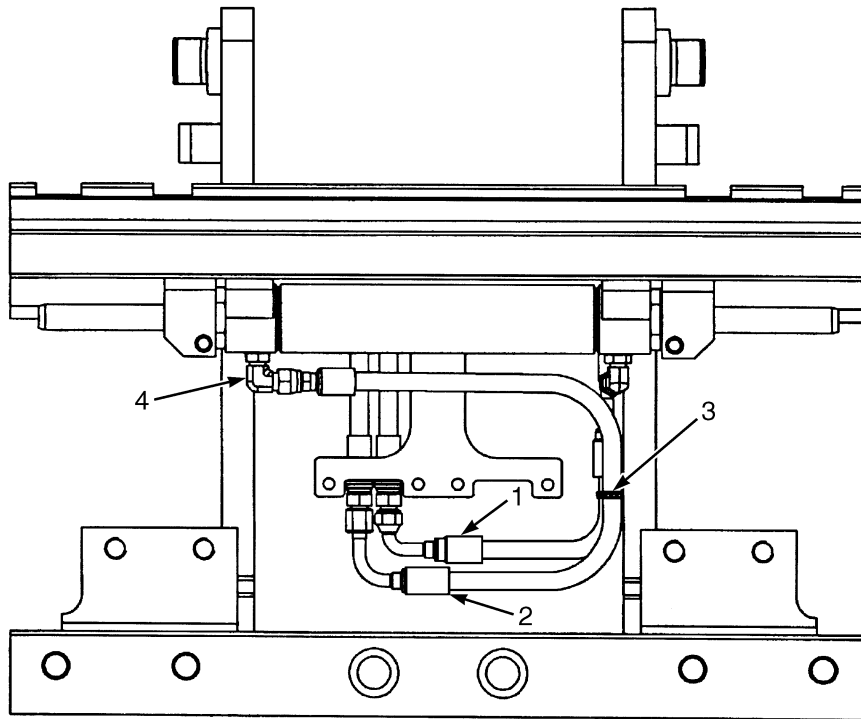
KEY:

A: H2.0-2.5FT(F508)

B: H3.0-3.5FT (F563)

ITEM	PART NO.	DESCRIPTION	QTY	
			A	B
1	4623988	Hose Assy	1	..
1	4623990	Hose Assy	1
2	4623989	Hose Assy	1	..
2	4623991	Hose Assy	1
3	1487059	Fitting	2	2

INTEGRAL SIDE-SHIFT HYDRAULIC HOSES (FIGURE 15-25) TWO STAGE FULL FREE- LIFT



BP000003

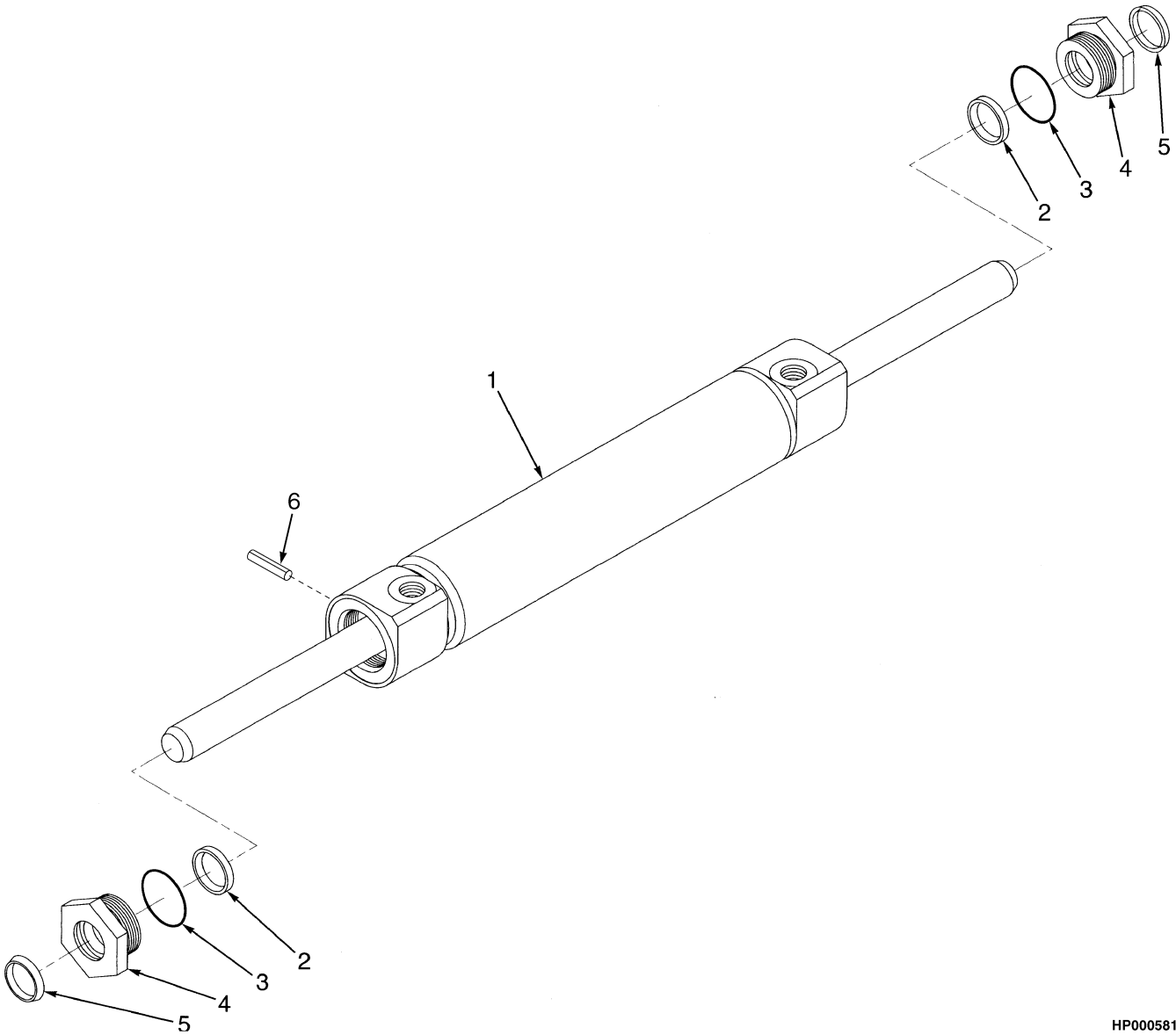
KEY:

A: H2.0-2.5FT (E509)

B: H3.0-3.5FT (E564)

ITEM	PART NO.	DESCRIPTION	QTY	
			A	B
1	4612128	Hose Assy	1	..
1	4612129	Hose Assy	1
2	4612127	Hose Assy	1	..
2	4612130	Hose Assy	1
3	114312	Strap Clamp	1	1
4	1487059	Fitting	2	2

INTEGRAL SIDE-SHIFT CYLINDER (FIGURE 15-26)

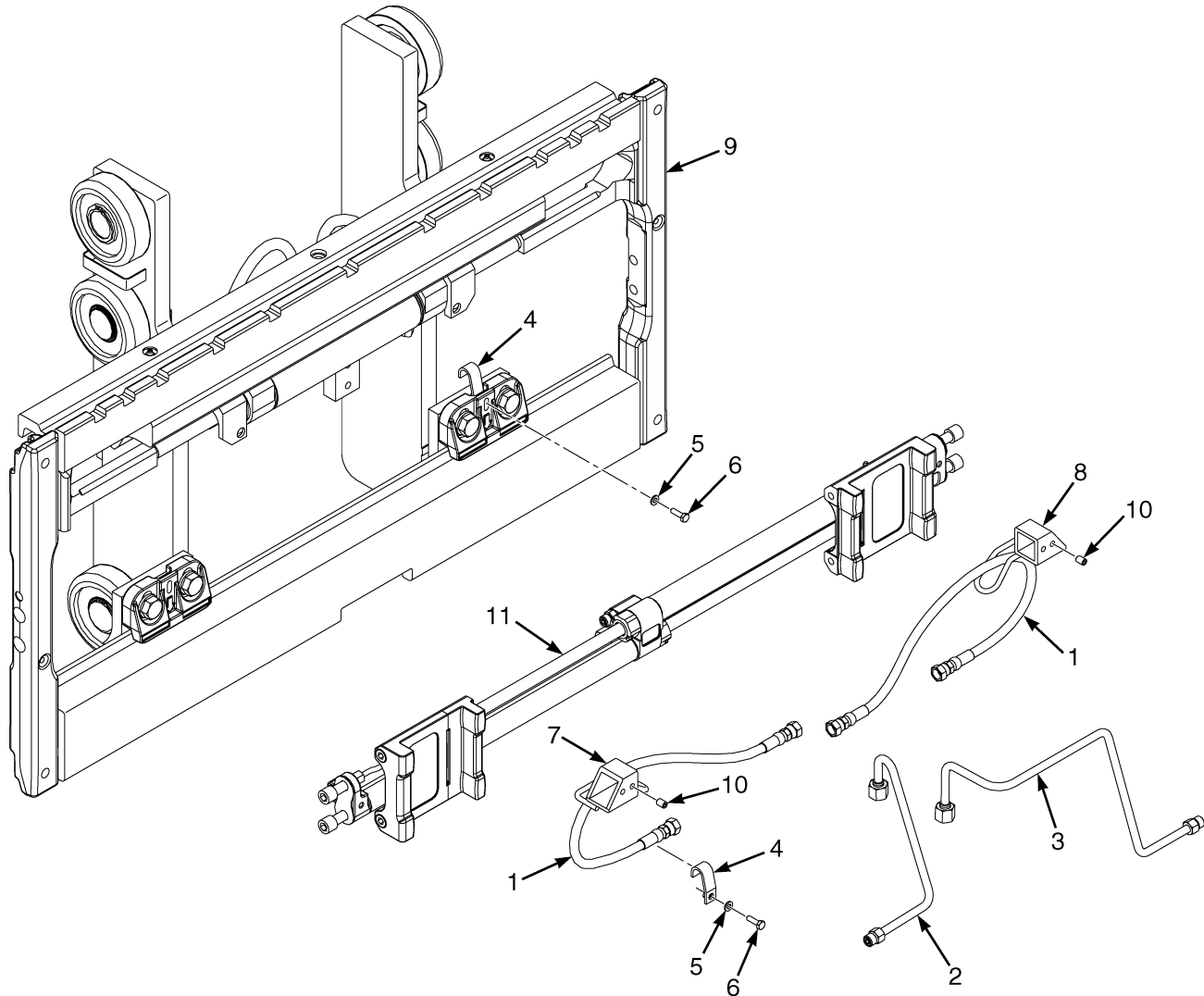


HP000581

INTEGRAL SIDE-SHIFT CYLINDER

ITEM	PART NO.	DESCRIPTION	QTY
	2043528	Sideshift Cylinder Assembly (H2.0-2.5FT)	1
	2043529	Sideshift Cylinder Assembly (H3.0-3.5FT)	1
1	1489016	Sideshift Cylinder	1
2	1489037	Rod Seal	2
3	1489035	O-Ring	2
4	1498325	Retainer	2
5	1489039	Rod Wiper	2
6	302487	Roll Pin	1
	1503096	Kit-Seal	1

INTEGRAL SIDE-SHIFT (FIGURE 15-27) FORK POSITIONER — TWO STAGE LIMITED FREE-LIFT

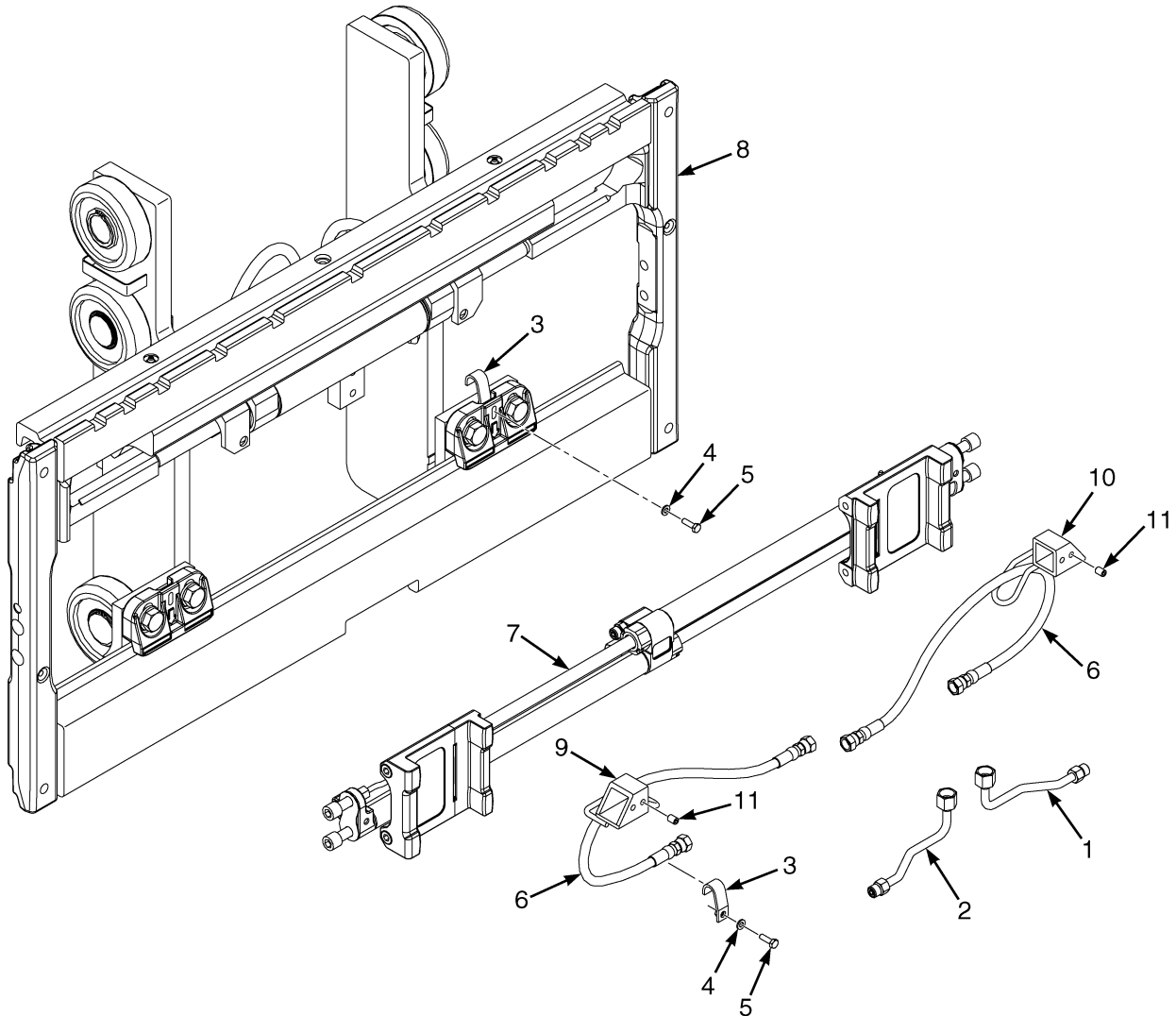


BP000831

**INTEGRAL SIDE-SHIFT
FORK POSITIONER – TWO STAGE LIMITED FREE-LIFT****KEY:****A: H2.0-2.5FT (F507)****B: H3.0-3.5FT (F562)**

ITEM	PART NO.	DESCRIPTION	QTY	
			A	B
1	4611913	Hose Assy	2	2
2	4626768	Tube Assy	1	..
2	4626772	Tube Assy	1
3	4626769	Tube Assy	1	..
3	4626773	Tube Assy	1
4	4050817	Bracket Wldmt	2	2
5	1673754	Washer	2	2
6	1670032	Capscrew	2	2
7	4061318	Guide (Hose) (LH)	1	1
8	4061319	Guide (Hose) (RH)	1	1
9	Carriage Assembly (☞Figure 15-20).....	1	1
10	4055634	Setscrew	4	4
11	4611880	Carriage (1067 mm) (Fork Positioner) (☞Figure 15-29).....	1	..
11	4611882	Carriage (1067 mm) (Fork Positioner) (☞Figure 15-29).....	..	1
11	4034634	Kit-Service Cylinder	1	1

INTEGRAL SIDE-SHIFT (FIGURE 15-28) FORK POSITIONER — THREE STAGE FULL FREE-LIFT

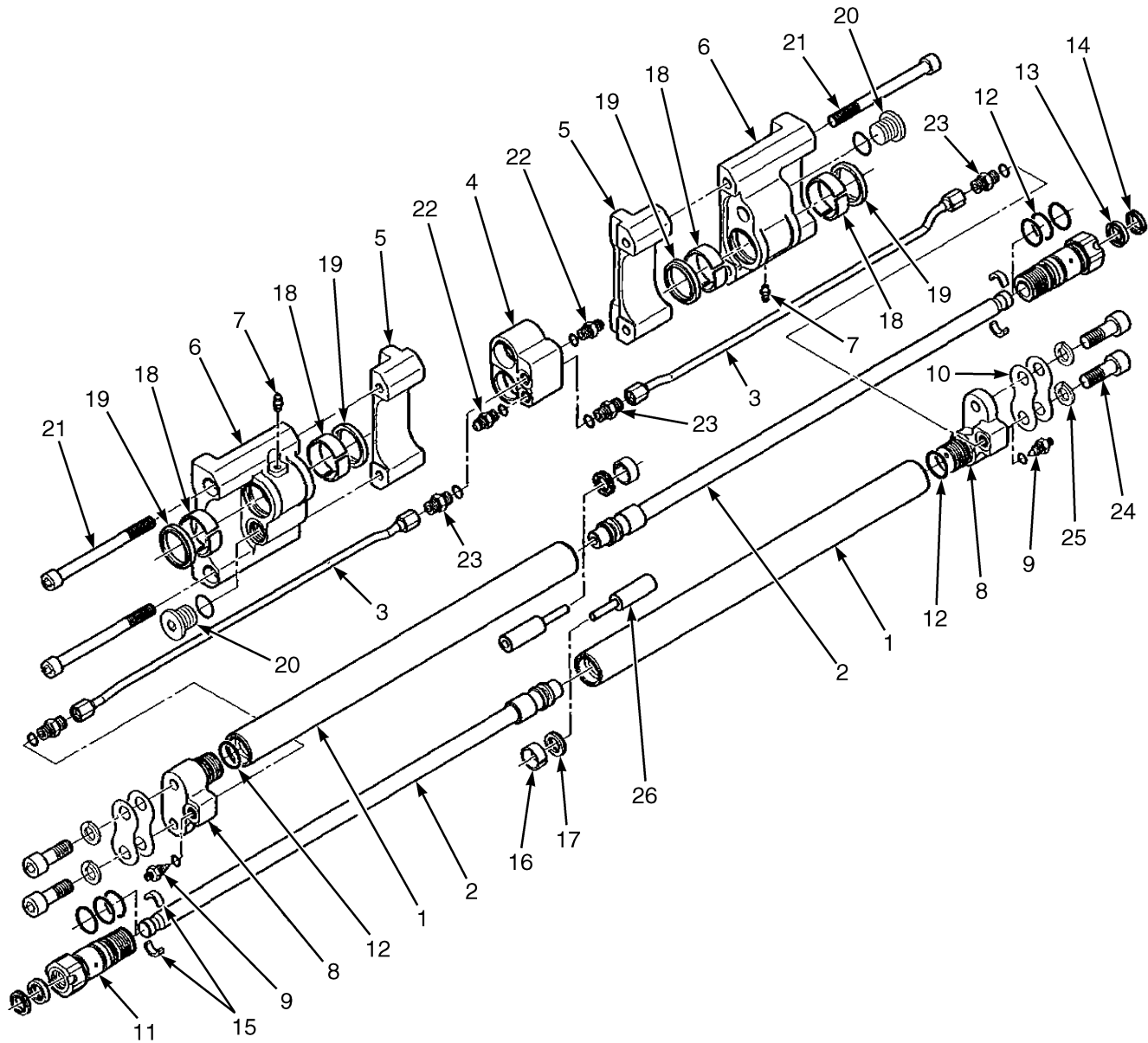


BP020071

**INTEGRAL SIDE-SHIFT
FORK POSITIONER – THREE STAGE FULL FREE-LIFT****KEY:****A: H2.0-2.5FT (F508)****B: H3.0-3.5FT (F563)**

ITEM	PART NO.	DESCRIPTION	QTY	
			A	B
1	4633850	Tube Assy (LH)	1	..
1	4633852	Tube Assy (LH)	1
2	4633851	Tube Assy (RH)	1	..
2	4633853	Tube Assy (RH)	1
3	4050817	Bracket Wldmt	2	2
4	1673754	Washer	2	2
5	1670032	Capscrew	2	2
6	4611913	Hose Assy	2	..
6	4622266	Hose Assy	2
7	4611880	Carriage (1067 mm) (Fork Positioner) (☞Figure 15-29).....	1	..
7	4611882	Carriage (1067 mm) (Fork Positioner) (☞Figure 15-29).....	..	1
7	4034634	Kit-Service Cylinder	1	1
7	4034635	Kit-Bearing	1	1
8	Carriage Assembly (☞Figure 15-21).....	1	1
9	4061319	Guide (Hose) (RH)	1	1
10	4061318	Guide (Hose) (LH)	1	1
11	4055634	Setscrew	4	4

FORK POSITIONER ASSEMBLY (FIGURE 15-29)



BP000829

FORK POSITIONER ASSEMBLY

ITEM	PART NO.	DESCRIPTION	QTY
	4611880	Carriage (1067 mm) (H2.0-2.5FT)	1
	4611882	Carriage (1067 mm) (H3.0-3.5FT)	1
1	Cylinder Shell	2
2	Cylinder Rod	2
3	4084993	Tube	2
4	Mainfold	1
5	Inner Carrier	2
6	Outer Carrier	2
7	4063703	Grease Fitting	1
8	Cylinder Head End	2
9	4063717	Fitting	2
10	4084991	Shim	4
11	Retainer	2
12	O-Ring	8
13	Rod Seal	2
14	Rod Wiper	2
15	Keeper	4
16	Piston Wear Ring	2
17	Piston Seal	2
18	Composite Bearing	4
19	Wiper	4
20	Plug	2
21	Capscrew	4
22	4063717	Fitting	4
23	4063718	Fitting	4
24	Capscrew	4
25	4065036	Lockwasher	4
26	4084441	Spacer	2
	4034634	Kit-Service Cylinder	1
	4034635	Kit-Bearing	1

SECTION 16 FIELD CONVERSION KITS

DESCRIPTION	PAGE
ADD ON OPTION KITS	
BOLT ON WEATHER PROTECTION	16-3
MISCELLANEOUS	16-2
POWERTRAIN PROTECTION	16-2
STROBE LIGHT	16-2
ADD ON TELEMETRY KITS	16-5
CONVERSION KIT	
DIRECTION CONTROL	16-4
FULL SUSPENSION SWIVEL AND NON SWIVEL SEATS	16-3
MANUAL HYDRAULIC CONTROLS AND CONTROL VALVES	16-4
SINGLE TO DUAL PEDAL	16-3
START OPTIONS	16-3
WIDE TREAD AND DUAL WHEEL	16-4
HEADER HOSE CONVERSION KITS	
THREE STAGE FULL FREE LIFT - F508 SERIES MAST	16-8
THREE STAGE FULL FREE-LIFT - F563 SERIES MAST	16-9
TWO STAGE FULL FREE- LIFT - E509/E564 SERIES MAST	16-10
TWO STAGE LIMITED FREE LIFT - F507 SERIES MAST	16-6
TWO STAGE LIMITED FREE LIFT - F562 SERIES MAST	16-7
MINI-LEVER CONVERSION KITS	16-5

**ADD ON OPTION KITS
POWERTRAIN PROTECTION**

DESCRIPTION	PART NUMBER
Kit-Powertrain Protection (English — Non US)	a1585855
Kit-Powertrain Protection (French Language)	a1585859
Kit-Powertrain Protection (German Language)	a1585860
Kit-Powertrain Protection (Italian Language)	a1585861
Kit-Powertrain Protection (Spanish Language)	a1585864

FOOTNOTES:

- a** Kit requires software that must be Dealer installed. Dealer to obtain new configuration Data File from Hypass Online.

**ADD ON OPTION KITS
MISCELLANEOUS**

DESCRIPTION	PART NUMBER
Kit-Air Intake W Pre-Cleaner	1583815
Kit-Back-Up Alarm (82-102 DB(A))	1612233
Kit-Lifting Eye (LPG)	1602394
Kit-Lifting Eye (Diesel or Gasoline Fuel)	1602395
Kit-Accumulator	1585425
Kit-Load Weight on Display	a1618217
Kit-Impact Monitoring (With Immediate Shutdown)	a1629135
Kit-Impact Monitoring (With 30 Second Shutdown)	a1637768
Kit-Front Screen W Wiper	1616498
Kit-Heater	1659013
Kit-Top Screen	1616501
Kit-Rear Screen	1650489
Kit-Door (RH and LH)	1650490
Kit-Radiator Screen (Cold Climate)	1662532
Kit Liner Assembly w/Secondary Filter for 4" Air Cleaner (Diesel)	1670584
Kit Liner Assembly w/Secondary Filter for 5" Air Cleaner (Diesel)	1670585
Kit-Oil Cooler (3rd Function)	1689549
Kit-Oil Cooler (4th Function)	1689550
Kit-Sensor (Low LPG Fuel) (Premium Low LPG Fuel 2-3 Cush and Pneu Mazda (Imp))	a4007942

FOOTNOTES:

- a** Kit requires software that must be Dealer installed. Dealer to obtain new configuration Data File from Hypass Online.

**ADD ON OPTION KITS
STROBE LIGHT**

**ADD ON OPTION KITS
STROBE LIGHT
(CONTINUED)**

DESCRIPTION	PART NUMBER
Kit-Light (Flash Tube Strobe with Other Lights and Overhead Guard, w/o Harness)	1583710
Kit-Strobe Light (Amber Flash Tube Strobe Light for Cab)	1625728
Kit-Strobe Light (Amber LED Strobe Light for Cab)	1655298
Kit-Light (LED Strobe with other lights for Overhead Guard, w/o Harness)	1655205

**ADD ON OPTION KITS
BOLT ON WEATHER PROTECTION**

DESCRIPTION	PART NUMBER
Kit-Front Screen With Wipers	a4092599
Kit-Top Screen (Solid)	a4092596
Kit-Rear Screen With Wipers	a4092597
Kit-Door (PVC RH and LH For Standard Overhead Guard)	a4092598
Kit-Top Screen (PVC) (With Velco Strip)	a4101477
Kit-Heater	4100255

FOOTNOTES:

- a** For Service Parts See Bolt On Cab in Frame Section

**CONVERSION KIT
FULL SUSPENSION SWIVEL AND NON SWIVEL SEATS**

DESCRIPTION	PART NUMBER
Kit-Seat-Full Susp Swivel (Vinly w/E-Hydraulics)	a4060579
Kit-Seat-Full Susp Swivel (Cloth w/E-Hydraulics)	a4060580

FOOTNOTES:

- a** Not compatible with Low Overhead Guard

**CONVERSION KIT
SINGLE TO DUAL PEDAL**

DESCRIPTION	PART NUMBER
Kit-Dual Brake Pedal With Dry Brakes	1601231
Kit-Dual Brake Pedal With Wet Brakes	1601232
Kit-Brake (Single to Dual Pedal Inch Brake, Dry)	4007019
Kit-Brake (Dual Pedal, Wet)	4016148

**CONVERSION KIT
START OPTIONS**

**CONVERSION KIT
START OPTIONS
(CONTINUED)**

DESCRIPTION	PART NUMBER
Keyswitch without Operator I.D. to Push Button Start with Operator I.D.	a1623184
Keyswitch with Operator I.D. to Push Button with I.D.	a1623199
Kit-Push-Button to Keyswitch	a1624518

FOOTNOTES:

- a** Kit requires software that must be Dealer installed. Dealer to obtain new configuration Data File from Hypass Online.

**CONVERSION KIT
WIDE TREAD AND DUAL WHEEL**

DESCRIPTION	PART NUMBER
Kit-Wide Tread (7.00x12 P Monarch Tires)	1617916
Kit-Wide Tread (28x9P Monarch or 225/75 Radial Tire)	1617917
Kit-Wide Tread (7.00 x 12 S Monarch Tires) (7.00 x 12 SIT Solid Trelleborg - Monarch)	1617918
Kit-Wide Tread (28 x 9-15 S Hyster Europe Tires) (28 x 9-15 SIT Solid Tires Hyster Europe)	1617919
Kit-Single to Dual Drive Wheel (7.00 x 12 Pneu Tires)	1618087
Kit-Dual Drive Wheels (7.00 x 12 SIT Solid-Berg Tires)	1618089

**CONVERSION KIT
MANUAL HYDRAULIC CONTROLS AND CONTROL VALVES**

DESCRIPTION	PART NUMBER
Kit-Manual Lever Conv 3 Way (w/o Clamp to 3 Way w/Clamp)	1677913
Kit-Manual Lever Conv 3 Way (w/o clamp to 4 way w/o clamp) (3 Way Without Clamp to 4 Way Without Clamp)	1701015
Kit-Manual Lever Conv 3 Way (w/o Clamp to 4 way w/ Clamp) (3 Way Without Clamp to 4 Way With Clamp)	1701718

**CONVERSION KIT
DIRECTION CONTROL**

DESCRIPTION	PART NUMBER
Kit-Fwd/Rev Lever to Monotrol	a1625467
Kit-Monotrol to Fwd/Rev Lever	a1583198
Kit-Conversion Ctrl Switch to Monotrol	a4040531

FOOTNOTES:

- a** Kit requires software that must be Dealer installed. Dealer to obtain new configuration Data File from Hypass Online.

MINI-LEVER CONVERSION KITS

DESCRIPTION	PART NUMBER
Kit-Mini Lever Conv 3 Way (w/o Clamp to 4 Way w/o Clamp) (w/o clamp to 4 way w/o clamp)	ab4034956
Kit-Mini Lever Conv 3 Way (w/o Clamp to 4 Way w/Clamp) (w/o clamp to 4 way with clamp)	ab4034957
Kit-Mini Lever Conv 3 Way (With Lockout to without Lockout)	a1701682
Kit-Mini Lever Conv 3 Way (Without Lockout to with Lockout)	a1701683
Kit-Mini Lever Conv 4 Way (With Lockout to without Lockout)	a1701684
Kit-Mini Lever Conv 4 Way (Without Lockout to with Lockout)	a1701685

FOOTNOTES:

- a** Kit requires software that must be Dealer installed. Dealer to obtain new configuration Data File from Hypass Online.
- b** With Variable Displacement Pump

ADD ON TELEMETRY KITS

DESCRIPTION	PART NUMBER
Telemetry Kit (FM1 W/GSM Cellular)	4063806
Telemetry Kit (FM1 W/WIFI)	4063807
Telemetry Kit (IC-Interlock-Hyster)	4075952
Telemetry Kit (W/ISO Prox Card Reader)	4063836
Telemetry Kit (HID Standard Prox Card Reader)	4063837
Telemetry Kit (W/IClass/MiFare Prox Card Reader)	4063838
Telemetry Kit (Hyster Check List)	4063829

HEADER HOSE CONVERSION KITS TWO STAGE LIMITED FREE LIFT — F507 SERIES MAST

THREE TO FOUR FUNCTION

DESCRIPTION	LIFT HEIGHT TO BOTTOM OF FORKS			
	3252 mm (128.0 in.)	3752 mm (147.7 in.)	4292 mm (169.0 in.)	4792 mm (188.7 in.)
Mast Group Number	F507 3252	F507 3752	F507 4292	F507 4792
Kit-Hose Group 3 TO 4 Way	4090207	4090222	4090237	4090249

TWO TO FOUR FUNCTION

DESCRIPTION	LIFT HEIGHT TO BOTTOM OF FORKS			
	3252 mm (128.0 in.)	3752 mm (147.7 in.)	4292 mm (169.0 in.)	4792 mm (188.7 in.)
Mast Group Number	F507 3252	F507 3752	F507 4292	F507 4792
Kit-Hose Group 2 TO 4 Way	4090208	4090223	4090238	4090250

TWO TO THREE FUNCTION

DESCRIPTION	LIFT HEIGHT TO BOTTOM OF FORKS			
	3252 mm (128.0 in.)	3752 mm (147.7 in.)	4292 mm (169.0 in.)	4792 mm (188.7 in.)
Mast Group Number	F507 3252	F507 3752	F507 4292	F507 4792
Kit-Hose Group 2 TO 3 Way	4090206	4090221	4090236	4090248

**HEADER HOSE CONVERSION KITS
TWO STAGE LIMITED FREE LIFT — F562 SERIES MAST**

THREE TO FOUR FUNCTION

DESCRIPTION	LIFT HEIGHT TO BOTTOM OF FORKS			
	3059 mm (120.4 in.)	3559 mm (140.1 in.)	4059 mm (159.8 in.)	4559 mm (179.5 in.)
Mast Group Number	F562 3059	F562 3559	F562 4059	F562 4559
Kit-Hose Group 3 TO 4 Way	4090207	4090222	4090237	4090249

TWO TO FOUR FUNCTION

DESCRIPTION	LIFT HEIGHT TO BOTTOM OF FORKS			
	3059 mm (120.4 in.)	3559 mm (140.1 in.)	4059 mm (159.8 in.)	4559 mm (179.5 in.)
Mast Group Number	F562 3059	F562 3559	F562 4059	F562 4559
Kit-Hose Group 2 TO 4 Way	4090208	4090223	4090238	4090250

TWO TO THREE FUNCTION

DESCRIPTION	LIFT HEIGHT TO BOTTOM OF FORKS			
	3059 mm (120.4 in.)	3559 mm (140.1 in.)	4059 mm (159.8 in.)	4559 mm (179.5 in.)
Mast Group Number	F562 3059	F562 3559	F562 4059	F562 4559
Kit-Hose Group 2 TO 3 Way	4090206	4090221	4090236	4090248

HEADER HOSE CONVERSION KITS THREE STAGE FULL FREE LIFT — F508 SERIES MAST

THREE TO FOUR FUNCTION

DESCRIPTION	LIFT HEIGHT TO BOTTOM OF FORKS			
	4310 mm (169.7 in.)	4910 mm (193.3 in.)	5510 mm (216.9 in.)	5960 mm (234.6 in.)
Mast Group Number	F508 4310	F508 4910	F508 5510	F508 5960
Kit-Hose Group 3 TO 4 Way	4074119	4074131	4074143	4074152

TWO TO FOUR FUNCTION

DESCRIPTION	LIFT HEIGHT TO BOTTOM OF FORKS			
	4310 mm (169.7 in.)	4910 mm (193.3 in.)	5510 mm (216.9 in.)	5960 mm (234.6 in.)
Mast Group Number	F508 4310	F508 4910	F508 5510	F508 5960
Kit-Hose Group 2 TO 4 Way	4074120	4074132	4074144	4074153

TWO TO THREE FUNCTION

DESCRIPTION	LIFT HEIGHT TO BOTTOM OF FORKS			
	4310 mm (169.7 in.)	4910 mm (193.3 in.)	5510 mm (216.9 in.)	5960 mm (234.6 in.)
Mast Group Number	F508 4310	F508 4910	F508 5510	F508 5960
Kit-Hose Group 2 TO 3 Way	4074118	4074130	4074142	4074151

**HEADER HOSE CONVERSION KITS
THREE STAGE FULL FREE-LIFT — F563 SERIES MAST**

THREE TO FOUR FUNCTION

DESCRIPTION	LIFT HEIGHT TO BOTTOM OF FORKS				
	3968 mm (156.2 in.)	4568 mm (179.8 in.)	4868 mm (191.7 in.)	5168 mm (203.5 in.)	5768 mm (227.1 in.)
Mast Group Number	F563 3968	F563 4568	F563 4868	F563 5168	F563 5768
Kit-Hose Group 3 TO 4 Way	4074119	4074131	4074137	4074143	4074155

TWO TO FOUR FUNCTION

DESCRIPTION	LIFT HEIGHT TO BOTTOM OF FORKS				
	3968 mm (156.2 in.)	4568 mm (179.8 in.)	4868 mm (191.7 in.)	5168 mm (203.5 in.)	5768 mm (227.1 in.)
Mast Group Number	F563 3968	F563 4568	F563 4868	F563 5168	F563 5768
Kit-Hose Group 2 TO 4 Way	4074120	4074132	4074138	4074144	4074156

TWO TO THREE FUNCTION

DESCRIPTION	LIFT HEIGHT TO BOTTOM OF FORKS				
	3968 mm (156.2 in.)	4568 mm (179.8 in.)	4868 mm (191.7 in.)	5168 mm (203.5 in.)	5768 mm (227.1 in.)
Mast Group Number	F563 3968	F563 4568	F563 4868	F563 5168	F563 5768
Kit-Hose Group 2 TO 3 Way	4074118	4074130	4074136	4074142	4074154

**HEADER HOSE CONVERSION KITS
TWO STAGE FULL FREE- LIFT — E509/E564 SERIES MAST****THREE TO FOUR FUNCTION**

DESCRIPTION	LIFT HEIGHT TO BOTTOM OF FORKS	
	3060 mm (120.5 in.)	3262 mm (128.4 in.)
Mast Group Number	E564 3060	E509 3262
Kit-Hose Group 3 to 4 Way	1585074	1585074

TWO TO FOUR FUNCTION

DESCRIPTION	LIFT HEIGHT TO BOTTOM OF FORKS	
	3060 mm (120.5 in.)	3262 mm (128.4 in.)
Mast Group Number	E564 3060	E509 3262
Kit-Hose Group 2 to 4 Way	1585075	1585075

TWO TO THREE FUNCTION

DESCRIPTION	LIFT HEIGHT TO BOTTOM OF FORKS	
	3060 mm (120.5 in.)	3262 mm (128.4 in.)
Mast Group Number	E564 3060	E509 3262
Kit-Hose Group 2 to 3 Way	1585073	1585073

**SECTION 17
NUMERICAL INDEX**

PART NO.	PAGE	ITEM	PART NO.	PAGE	ITEM	PART NO.	PAGE	ITEM	PART NO.	PAGE	ITEM
126	5-33	12	15347	5-48	52		7-7	8		1-47	23
206	10-5	34	15871	5-5	17		7-7	10	18735	1-29	12
	10-17	18	15880	13-16	12		7-23	1		1-33	9
12891	12-21	4		14-23	4		7-28	2		1-41	16
	13-23	3	15931	5-37	12		7-31	40	18738	1-47	19
	15-39	14	16040	11-59	6		7-33	44	18748	11-33	3
	15-43	13		11-59	6		13-13	2	18832	15-39	10
12929	10-5	35	16041	14-3	18		14-15	18		15-41	10
	10-17	17		15-39	12	16486	7-31	37		15-43	10
13957	9-15	31		15-41	6		7-31	41	18909	11-5	17
	12-3	8		15-43	6		10-11	5	19901	1-29	14
	13-3	10	16078	6-7	3		10-11	13		1-33	14
	14-3	18	16079	6-7	2		10-13	11		1-42	29
14303	5-25	4		6-7	3		10-13	12	21420	8-9	23
14310	5-41	14	16134	5-15	2		13-7	7	28584	5-25	7
	5-45	14		5-41	16	16487	10-15	30	30273	9-15	20
14349	5-15	10		5-45	16		10-17	36	34507	5-47	19
	5-41	5		5-47	47	16682	7-33	8		5-51	16
14358	5-15	9		5-51	33	16706	11-39	6		5-53	19
	5-41	7		5-53	35		11-41	2	37752	12-5	10
	5-45	7	16143	5-9	14	16708	5-37	13		13-14	22
14372	5-15	19	16150	5-5	22	16764	5-9	13		14-7	8
14385	2-3	17		6-43	18	16863	5-15	4	39352	9-15	36
	2-5	14		6-45	36		5-47	43	39374	8-34	3
	2-7	16	16151	5-7			5-51	34		11-61	3
	4-3	26		5-15	10		5-53	43	39375	7-21	20
	4-5	26		5-45	5	16865	5-37	9	39389	8-34	6
14591	11-15	7		8-9	24	16982	14-15	19		12-13	15
14603	13-7	7	16481	10-11	18	16983	7-33	45	43207	7-21	14
15055	11-42	2		10-15	27	16984	11-3	13		7-25	21
	11-57	4		10-15	31	17221	10-11	8		7-27	21
15127	1-33	23		10-17	33		10-13	18		7-35	21
15175	4-7	17		10-17	43	17223	7-5	10		7-37	2
15211	12-3	12		11-15	7		7-7	10		7-39	2
	12-21	10		11-17	3		7-9	10	43208	7-21	25
	13-14	25		11-17	7	17350	5-45	19	43209	7-31	6
	13-23	10	16483	10-11	1	17652	5-5	8	44306	7-19	11
	14-3	6		10-11	8	17664	5-48	49		7-31	16
	14-9	8		10-11	15	17758	10-11	5		7-33	4
	14-11	20		11-17	7		10-13	11	44307	7-21	19
	14-31	11	16484	7-3	13	17775	10-11	13		7-33	20
	15-39	21		10-11	3		10-13	12	44308	7-21	23
	15-41	21		11-5	6	18462	1-29	15	44309	7-31	8
	15-43	21		11-17	5		1-33	19		7-33	3
15223	13-14	31		11-17	5		1-41	21	44310	7-33	16
	14-9	9		11-17	5		1-47	22	44542	9-15	18
15225	9-15	11		11-18	26	18471	1-29	17	46388	11-61	7
15227	9-15	25	16485	7-3	11		1-33	20	53162	5-37	8
15242	8-5	13		7-5	10		1-41	18	55434	11-59	11

NUMERICAL INDEX (continued)

PART NO.	PAGE	ITEM	PART NO.	PAGE	ITEM	PART NO.	PAGE	ITEM	PART NO.	PAGE	ITEM
58901	12-3	3		5-51	5		14-16	21		6-45	5
	12-5	3		5-53	9		14-31	6	154355	13-13	13
	13-3	8	104506	12-5	7		15-39	19	154375	11-61	8
	13-5	3		13-3	3		15-41	7	156194	9-15	16
	14-3	4		14-15	20		15-43	7	156195	9-15	15
	14-7	4	104681	7-21	29	131715	12-5	5	160266	11-5	29
	14-9	3	110322	9-13	4		13-3	4	160653	8-39	4
	14-31	5	112989	5-3	7		14-15	7		8-40	4
	15-41	13	114312	1-34		131716	12-5	5		8-43	8
58903	9-15	6		1-42			13-3	4	161003	13-14	27
58916	7-21	22		15-46	3		14-15	7		14-9	11
59229	12-10	15	117989	10-15	32	134675	11-59	8	161884	9-19	5
	12-13	15		10-17	37	135158	8-5	4	161885	9-19	4
	13-9	9	118358	9-17	7	136681	1-55	6	161889	8-39	5
	13-11	8	118361	7-19	10		1-57	9		8-40	5
	14-20	16	118389	1-85	9		7-21	39		8-43	5
60563	11-59	11	124603	7-25	17		7-33	34		8-47	2
61141	3-27	18		7-27	17	136687	1-53	8	161890	8-39	4
	3-47	4		7-35	17		1-55	13		8-40	4
63081	7-23	6		7-37	18		1-57	15		8-43	4
63117	2-9	3		7-39	17		6-7	8		8-47	2
	2-11	6	125305	1-87	10		8-13	16	161894	9-21	5
	3-5	18	127918	11-3	8		8-27	12	163970	9-15	19
	3-7	18	128263	5-33	14		8-47	8	164488	5-41	12
	4-7	6	128408	6-7	3	136985	4-23	6		5-45	12
	4-7	16	129361	12-5	11		7-33	12		8-7	4
69029	9-15	24		14-7	9	137852	13-19	12	164639	9-15	17
77442	11-39	3	129387	12-3	4	138710	1-87	9	164840	13-16	13
	11-41	12		12-5	4	140612	1-86	11		14-23	5
	11-49	10		13-3	7		11-5	20	165991	5-5	21
	11-51	5		13-5	4	141331	5-10	1	166857	10-15	25
	11-52	8		14-3	5	142247	11-59	8		10-17	31
	11-55	8		14-7	5	145481	7-21	35	168718	5-25	15
77443	11-39	5		14-9	5		7-33	17		10-15	25
	11-41	11		14-31	7	146540	15-8	1		10-17	31
	11-51	4		15-41	16	147972	13-9	10	169874	1-29	18
	11-52	9	129892	6-119	2		13-11	9		1-33	24
	11-55	9	130845	1-86	2	147973	9-17	6		1-41	20
86229	7-19	22		1-87	2		11-63	9		1-47	26
	7-31	10		3-53	31		13-16	13	170658	1-103	1
88441	14-7	9		5-9	1		14-23	5	173056	7-19	4
90263	13-16	12		7-3	15	148606	6-121	1	175861	11-23	8
	14-23	4		7-5	11	148609	6-91	8		11-27	8
92861	12-9	15		7-7	11	148611	6-91	1	175944	6-119	3
	14-20	16		7-9	11	148614	6-83	1	178119	13-13	17
97999	5-15	3		7-11	12		6-83	10	180176	12-5	11
	5-47	45		7-13	12	148789	6-7	3		14-7	9
	5-51	24	131358	12-7	10	148792	6-7	2		14-11	3
	5-53	45		12-21	5	148962	7-33	29	180177	13-13	21
98525	9-15	14		13-7	18	153069	5-39	7	180217	14-11	3
98644	6-25	3		13-13	3		5-42	7	181899	11-6	38
101809	5-47	9		13-23	8		6-43	6	184451	5-47	17

NUMERICAL INDEX (continued)

PART NO.	PAGE	ITEM	PART NO.	PAGE	ITEM	PART NO.	PAGE	ITEM	PART NO.	PAGE	ITEM
	5-51	14	222480	5-25	8		1-71	29		6-66	24
	5-53	17	222491	10-15	27		10-3	22		6-72	24
187388	12-9	7		10-17	33		10-5	22		6-78	15
	12-13	7	222493	7-3	13		10-15	22		6-85	31
	13-16	4	222500	15-27	13		10-17	24		6-87	2
	14-19	7		15-29	13	240724	10-21	8		6-95	14
	14-24	13		15-31	13	244167	13-13	2		6-99	11
188210	7-33	45		15-33	13	244540	10-5	29		6-103	4
188515	11-39	7		15-35	13		10-17	21		6-107	4
	11-41	14		15-37	13	246108	2-3	17		6-113	7
190382	6-91	3	222501	15-27	7		2-5	14		6-117	9
	6-91	4		15-29	7		2-7	16		6-119	4
190383	6-11	28		15-31	7		5-48		275494	6-85	33
	6-91	22		15-33	7		5-51			6-88	20
	6-111	4		15-35	7		5-53		275495	6-48	26
	6-115	4		15-37	7	249289	9-15	12		6-54	26
190580	14-24		222505	10-13	7	251099	5-35	11		6-60	23
190887	13-9	3	222509	10-15	31		5-37	30		6-66	23
	13-11	3		10-17	43	251979	7-14			6-72	23
	13-16	3	222510	11-3	6	252729	11-17	14		6-78	26
	14-24	15		11-5	6		13-7	8		6-85	35
192877	11-59	10	222512	3-53	30		14-15	18		6-95	10
197327	12-5	11		7-3	11		14-15	19		6-99	5
198678	11-5	36		7-5	8		15-17	5		6-113	2
	11-6			7-7	8	257913	12-9	5		6-117	2
199852	11-63	3		7-9	7		12-13	5	275496	6-47	10
199917	11-5	28		7-11	7		14-19	5		6-53	10
203230	9-13	4		7-13	7	262798	6-11	30		6-60	14
204128	11-42	3	222586	11-5	26	264134	5-48			6-66	14
204223	6-7	2	226430	8-13	3		5-53			6-72	14
204787	5-19	18		8-27	3		7-16			6-77	10
210641	11-5	31	226458	15-43	5		7-29			6-85	36
213099	7-31	13	226986	9-15	35	264159	8-5			6-87	13
215211	12-5	6	227157	1-47	4		11-3			6-95	7
	13-3	5		1-47	13		11-6			6-99	6
	14-15	6	233683	10-15	30	264973	9-15	32		6-103	8
220428	5-37	7		10-17	36	265731	10-11	8		6-107	8
221353	1-29	9	233693	7-19	12		10-11	12	275497	6-48	25
	1-33	11		7-21	6		10-13	17		6-54	25
	1-42	25		7-23	1		11-17	5		6-60	15
221530	1-33	13		7-28	2	265787	10-11	1		6-66	15
	1-42	26		7-31	40		10-11	3		6-72	15
221536	1-29	11		7-33	44		11-17	5		6-77	11
	1-34	30	234038	8-5	12		11-17	5		6-78	25
	1-42	27	235691	7-21	4		11-17	11		6-85	34
221542	1-29	20		7-31	39		11-17	21		6-89	34
221771	1-27	3		7-33	43		11-17	26		6-95	19
222442	7-19	27		8-15	2	268619	9-17	5		6-99	15
222443	7-19	26		8-15	4		11-63	8		6-103	18
	10-11	16	237812	11-63	6	275493	6-48	15		6-107	20
222444	7-19	15	239503	1-53	9		6-54	15	275498	6-47	11
	7-31	41		1-61	5		6-60	24		6-53	11

NUMERICAL INDEX (continued)

PART NO.	PAGE	ITEM	PART NO.	PAGE	ITEM	PART NO.	PAGE	ITEM	PART NO.	PAGE	ITEM
	6-85	37	292678	1-49	17	293741	7-19	31		4-23	13
	6-89	35		1-51	17		7-21	37		7-14	2
275499	6-48	14	292679	5-31	5		7-28	8		7-15	3
	6-53	14		6-45	32		7-31	30		11-3	16
	6-61	36		7-21	36	293762	5-31	12		11-6	
	6-67	36		15-8	4	293796	11-17	25	296422	2-13	10
	6-73	36	292680	7-19	35		11-21	7		3-9	4
	6-77	14		7-21	9	293799	11-34	4		3-11	11
	6-85	44		7-31	20		11-37	3		3-11	15
280154	13-7	8		7-33	28	295649	13-9	2		8-5	2
287816	5-31	10		8-13	17		13-11	2	296423	1-27	4
287851	1-53	1		8-27	13	296001	3-53	22	296424	2-13	2
	4-23	4		8-47	9	296026	11-5	30		4-23	15
	6-29	14	292681	4-23	3	296032	1-7	28	296426	8-5	11
287860	7-21	27		7-19	18	296047	7-29	8		8-9	18
292500	7-19	34		7-21	40	296130	15-5	5		15-43	4
	7-21	8		7-33	33	296137	8-5	7	296434	8-3	5
	7-31	25	292682	2-13	5	296151	5-41	15		8-13	2
	7-33	36		3-11	7		5-45	15		8-27	2
292501	1-53	6		4-23	5	296152	5-15	11	296507	15-8	3
292505	15-27	5		7-21	28	296157	1-49	11	296508	5-19	3
	15-29	5		7-31	18		1-51	11	297531	12-9	6
	15-31	5		7-33	11	296165	1-47	9		12-13	6
	15-33	5	292683	2-11	20	296229	1-59	6		13-16	5
	15-35	5		3-5	5		1-61	13		14-19	6
	15-37	5		3-7	5	296357	1-29	24		14-24	12
292508	12-17	22		7-16	6		1-33	27	297538	13-16	7
	14-28	44		7-29	6		1-42	32		14-24	11
	14-28	48	292685	7-29	4	296359	1-49	10	297649	12-3	13
292509	7-31	29	293615	7-19	19		1-51	10		13-14	26
292513	11-3	17	293616	8-3	2	296360	1-47	6		14-3	9
	11-6			8-13	7		1-47	20		14-9	10
292515	7-31	22		8-27	7	296378	5-31	4		14-11	18
292516	7-33	13	293619	2-14	4		5-35	13	300751	9-15	9
292517	2-13	6		2-35	41		5-37	20	300752	9-15	7
	3-11	6	293622	7-19	33		10-21	4	300765	9-15	34
	4-23	7	293623	4-9	4	296379	6-7	16	300766	9-15	13
292522	7-31	23	293624	7-33	40	296380	6-8	34	300767	9-15	33
292531	7-16	7	293626	4-23	14		6-11	20	300794	3-9	3
	7-29	7	293630	4-8	7		6-20	5	300937	1-27	5
292608	1-3	2	293646	8-9	1		6-45	19		9-15	39
292613	1-3	2	293648	9-15	37	296382	6-20	12	300982	11-59	19
292618	7-33	46	293651	8-5	3		6-45	14		12-3	5
292660	8-3	4	293686	8-9	17		6-45	26		13-3	9
	8-27	4		9-15	5	296415	1-71	34		14-3	13
292667	1-71	35	293692	8-5	10		1-81	15	302015	6-8	22
292668	5-31	6	293697	7-16	5	296418	2-14	3	302019	1-71	22
	10-3	26		7-29	5		2-35	40	302020	2-7	6
	10-5	26	293698	2-17	2		4-9	3		3-53	17
	10-15	18		3-9	5	296419	1-81	16	302023	2-3	7
	10-17	28		4-8	2	296420	3-11	9		2-5	6
292676	6-8	21	293733	8-3	6		4-8	8		2-7	6

NUMERICAL INDEX (continued)

PART NO.	PAGE	ITEM	PART NO.	PAGE	ITEM	PART NO.	PAGE	ITEM	PART NO.	PAGE	ITEM
	4-3	9		1-41	13		11-41	8	345454	2-3	20
	4-5	9		1-47	7	322824	12-9	13		2-5	17
302027	6-7	5		1-47	21		14-20	14		2-7	19
302047	1-59	8	316448	15-5	8	322902	12-9	11		3-53	14
	1-61	11	316826	1-47	15		14-20	12		4-3	20
302323	15-5	4	316834	11-23	3	323090	13-7	13		4-5	20
302385	8-5	19		11-27	3	325699	5-37	10	345455	2-3	20
	8-9	8	316835	1-59	12	325789	6-91	24		2-5	17
302398	6-25	1		1-71	32	325804	10-11	23		2-7	19
	10-3	19	317735	13-23	7		10-13	24		3-53	11
	10-5	19		14-31	10		11-17	19		4-3	17
	10-15	1		15-39	18	325897	10-3	14		4-5	17
	10-17	1		15-41	20		10-5	14	353000	5-25	9
302399	5-31	11		15-43	20	326504	2-23	1	353206	1-11	18
	15-27	6	320076	14-11	3		2-27	8	356505	13-13	12
	15-29	6	320152	6-8	20		2-35	45	360387	5-37	16
	15-31	6	320154	2-3	6	326608	2-21	23		7-14	
	15-33	6		2-5	5		2-35	31	362255	1-5	14
	15-35	6		2-7	5	326612	2-31	10	364868	1-7	16
	15-37	6		3-53	18	326748	2-29	5	366000	1-86	10
302400	1-59	12		4-3	8	326749	2-29	6	366115	14-31	4
	1-61	18		4-5	8	326850	6-5	2		15-41	14
	5-33	10		6-7	6	326898	6-5	25	366116	12-21	3
302428	11-23	9	320155	15-8	5	326926	5-19	22		13-23	5
	11-27	9	320156	1-53	5	329069	1-7	11		15-39	16
302437	5-37	17		1-55	12		1-7	25		15-43	14
302443	5-35	2		1-57	14		5-35	10	367224	6-8	29
302461	13-14	24		1-59	9		5-37	29		6-43	23
	13-20	24		1-61	12	333642	2-29	15		6-45	39
302465	14-12	27		5-33	21	334450	7-21	12	369804	2-3	16
302468	5-47	25		11-23	4	334560	7-21	11		2-5	15
	5-53	25		11-27	4		7-33	26		2-7	15
302487	15-49	6	320157	1-11	17	335012	12-9	8		3-53	25
303100	7-33	22		6-29	14		12-13	8		4-3	5
303150	2-13	12		7-31	28		12-13	13		4-5	5
	3-11	12	320158	1-53	2		14-20	8		11-3	2
	4-23	8		1-55	5	335661	12-5	12		11-5	2
	7-19	13		1-61	6		14-7	10		11-5	18
	7-21	34		1-71	30	336550	2-3	20		12-17	21
	7-31	17	320159	2-9	6		2-5	17	369815	2-3	22
304526	13-14	23		2-11	5		2-7	19		2-5	19
	14-7	11		3-5	21		3-53	12		2-7	21
306113	11-23	12		3-7	21		4-3	18		3-53	10
	11-27	12		4-7	5		4-5	18		4-3	23
309062	13-16	9	320160	1-18	3	340044	5-48	51		4-5	23
	14-24	9		1-47	16	341462	11-39	13	370646	6-121	10
309109	11-23	16	320161	9-15	38	345453	2-3	20	374923	5-9	19
	11-25	11		11-23	13		2-5	17		5-10	2
	11-27	17		11-27	14		2-7	19	375634	9-17	1
	11-29	12	320165	7-16	4		3-53	13	375635	9-17	8
313828	1-29	25	320264	8-5	5		4-3	19	381298	9-15	10
	1-33	16	320289	11-39	10		4-5	19	383789	8-5	

NUMERICAL INDEX (continued)

PART NO.	PAGE	ITEM	PART NO.	PAGE	ITEM	PART NO.	PAGE	ITEM	PART NO.	PAGE	ITEM
386422	12-21			6-91	6	1325119	11-59	9		6-61	38
	13-23			6-91	14	1325120	11-59	9		6-66	18
	15-39	14		6-91	16	1326653	10-21	10		6-67	38
	15-43	13		6-123	4	1327164	6-48	17		6-72	18
389688	1-103	2		6-123	7		6-48	18		6-73	38
399898	3-11	10		6-125	1		6-48	21		6-78	21
636941	13-16	8		6-125	7		6-48	22	1329151	6-48	20
	14-24	10		6-125	12		6-48	23		6-48	21
637565	13-16	10	1323578	6-85	29		6-49	36		6-49	35
	14-23	8		6-87	4		6-54	17		6-49	36
637635	12-9	6		6-91	15		6-54	18		6-54	20
	12-13	6	1323579	6-48	17		6-54	21		6-54	21
	14-19	6		6-48	18		6-54	22		6-55	35
	14-24	12		6-48	22		6-54	23		6-55	36
638246	12-9	8		6-48	23		6-55	36		6-60	17
	12-13	8		6-54	17		6-60	11		6-60	18
	14-19	8		6-54	18		6-60	12		6-61	37
806426	6-7	2		6-54	22		6-60	18		6-61	38
	6-7	3		6-54	23		6-60	20		6-66	17
866401	6-36	12		6-60	11		6-61	38		6-66	18
	6-84	23		6-60	12		6-66	11		6-67	37
	6-121	4		6-60	19		6-66	12		6-67	38
	6-121	5		6-60	20		6-66	18		6-72	17
878258	4-7	21		6-66	11		6-66	20		6-72	18
930591	6-129	3		6-66	12		6-67	38		6-73	37
	6-129	6		6-66	19		6-72	11		6-73	38
980542	8-39	5		6-66	20		6-72	12		6-78	20
	8-40	5		6-72	11		6-72	18		6-78	21
	8-43	9		6-72	12		6-72	20		6-79	35
986559	14-11	3		6-72	19		6-73	38		6-79	36
1300094	1-101	9		6-72	20		6-78	17		6-118	2
1300134	6-121	2		6-78	17		6-78	18		6-119	1
1301601	5-25	14		6-78	18		6-78	21	1329152	6-48	20
1301703	14-28	16		6-78	22		6-78	23		6-49	35
1302024	6-39	14		6-78	23		6-79	36		6-54	20
	6-41	14		6-84	18		6-84	18		6-55	35
1304971	1-7	7		6-87	5		6-85	30		6-60	17
1308259	6-87	10	1323581	6-36	13		6-87	3		6-66	17
1310142	6-121	3	1323586	6-87	7		6-88	22		6-67	37
1310599	9-15	29		6-91	16		6-88	25		6-72	17
1311213	1-49	18	1324309	6-99	16		6-119	1		6-78	20
	1-51	18		6-99	17		6-121	8		6-79	35
1315425	9-15	30		6-103	10	1327246	8-9	13		6-118	2
1319668	13-9	12		6-103	11	1327957	6-87	6		6-119	1
	13-11	11		6-107	12		6-91	18	1329258	3-11	8
1323576	6-50	47		6-107	13	1327959	6-84	18	1329271	2-3	8
	6-56	47	1324310	6-99	16		6-88	25		2-5	7
	6-62	45		6-99	17	1329147	6-119	1		3-53	19
	6-68	45		6-103	10		6-121	8		4-3	10
	6-74	45		6-103	11	1329150	6-48	21	1329850	15-5	3
	6-80	47	1324311	6-83	2		6-54	21	1329851	15-5	3
	6-89	43	1324360	1-7	22		6-60	18	1330033	5-27	6

NUMERICAL INDEX (continued)

PART NO.	PAGE	ITEM	PART NO.	PAGE	ITEM	PART NO.	PAGE	ITEM	PART NO.	PAGE	ITEM
1330281	6-48	17		6-129	6		6-29	7		6-67	29
	6-48	18	1330356	6-48	16		6-39	24		6-67	33
	6-48	20		6-54	16		6-39	25		6-68	49
	6-48	22		6-59	10		6-47	6		6-69	59
	6-49	35		6-65	10		6-53	6		6-71	5
	6-54	17		6-71	10		6-57	61		6-71	7
	6-54	18		6-78	16		6-59	6		6-73	25
	6-54	20		6-129	3		6-65	6		6-73	27
	6-54	22		6-129	6		6-68	58		6-73	29
	6-55	35	1330409	1-49	18		6-71	6		6-73	33
	6-60	11		1-51	18		6-77	6		6-74	49
	6-60	12	1330411	6-121	7		6-81	61		6-74	50
	6-60	17	1330413	6-84	24		6-84	24		6-75	60
	6-60	19		6-84	25		6-84	25		6-77	5
	6-61	37		6-89	36		6-89	36		6-77	7
	6-66	11	1330414	1-5	17		6-91	25		6-79	29
	6-66	12		1-49	18		6-96	29		6-79	31
	6-66	17		1-51	18		6-100	25		6-79	33
	6-66	19		6-11	25		6-104	26		6-79	38
	6-67	37		6-36	11		6-108	28		6-80	52
	6-72	11		6-57	61		15-7	10		6-80	54
	6-72	12		6-68	58		15-7	10		6-81	62
	6-72	17		6-80	61	1330438	6-27	2		6-95	5
	6-72	19		15-7	10		6-29	10		6-95	11
	6-73	37	1330415	6-25	5		6-47	5		6-96	23
	6-78	17		6-39	24		6-47	7		6-96	25
	6-78	18		6-39	25		6-49	29		6-96	27
	6-78	20	1330416	5-37	4		6-49	31		6-96	30
	6-78	22		6-29	6		6-49	33		6-99	19
	6-79	35		6-29	17		6-49	38		6-100	21
	6-84	18		6-47	6		6-50	52		6-100	23
	6-88	25		6-53	6		6-50	54		6-100	26
	6-118	2		6-59	6		6-53	5		6-103	19
1330283	6-36	13		6-65	6		6-53	7		6-104	22
	6-121	2		6-71	6		6-55	29		6-104	24
	6-121	10		6-77	6		6-55	31		6-104	27
1330292	6-121	2		6-121	7		6-55	33		6-107	10
	6-121	10	1330417	15-7	10		6-55	38		6-108	21
1330293	6-121	2	1330418	6-84	24		6-56	52		6-108	24
	6-121	10		6-84	25		6-56	54		6-108	26
1330297	6-84	18		6-89	36		6-57	62		6-108	29
	6-88	25	1330419	6-91	19		6-59	5		6-111	1
1330355	6-48	16	1330424	6-91	19		6-59	7		6-111	8
	6-54	16	1330433	6-29	18		6-61	25		6-111	9
	6-59	10		6-121	7		6-61	27		6-113	1
	6-65	10	1330435	6-121	7		6-61	29		6-113	8
	6-71	10	1330436	6-91	19		6-61	33		6-113	10
	6-78	16	1330437	1-5	17		6-62	49		6-115	1
	6-83	9		1-49	18		6-65	5		6-115	10
	6-85	26		1-51	18		6-65	7		6-115	11
	6-85	27		6-11	26		6-67	25		6-117	1
	6-129	3		6-25	6		6-67	27		6-117	10

NUMERICAL INDEX (continued)

PART NO.	PAGE	ITEM	PART NO.	PAGE	ITEM	PART NO.	PAGE	ITEM	PART NO.	PAGE	ITEM
	6-117	12		14-15	3	1345204	13-20	22		6-104	26
	6-123	5	1333396	12-3	2	1345216	13-3	2		6-108	28
	6-125	5		12-5	2		13-5	2	1353408	12-21	7
	6-125	8		13-3	6		14-3	2		15-39	18
	6-125	11		13-5	5		14-7	2	1354165	1-101	10
	6-129	1		14-3	3		14-9	2	1354172	1-101	4
	6-129	2		14-7	3		14-31	2	1354902	13-13	6
	6-129	7		14-9	4		15-41			14-12	32
	15-7	10	1333397	13-3	6	1345219	12-21	2	1354915	12-7	16
	15-7	10		13-5	5		13-23	2		13-7	16
1330439	6-49	27	1333399	14-31	3		15-39	13		14-15	4
	6-49	28		15-41	12		15-43	12	1354916	12-7	16
	6-50	53	1334642	10-7	5	1345239	13-23	1		13-7	16
	6-50	57	1334644	10-7	14	1345263	12-21	6		14-15	4
	6-55	27	1334647	10-7	2		13-23	4	1354917	12-7	16
	6-55	28	1337197	6-30	7		15-39	15		13-7	16
	6-56	53	1338308	2-9	16		15-43	16		14-15	4
	6-56	57		2-11	18	1345264	12-21	1	1354918	13-19	15
	6-60	21		2-24	9		13-23	1	1354967	13-13	9
	6-60	22	1338741	11-61	5	1345348	12-17	23	1355158	12-9	2
	6-62	51	1338744	11-61	11		14-28	43	1355178	12-9	2
	6-62	54	1338916	10-7	24		14-28	47	1355199	12-9	2
	6-62	56	1338917	10-7	25	1345423	13-19	10	1355217	12-13	2
	6-66	21	1339828	1-101	18	1346752	11-23	23	1355221	12-13	3
	6-66	22	1339832	1-101	19		11-25	14	1355367	12-9	2
	6-67	40	1340470	5-37	2		11-27	24	1355371	12-9	2
	6-68	51	1342079	14-7	9		11-29	15	1355391	12-9	2
	6-68	54	1342081	12-5	11	1347045	1-7	35	1355414	12-13	2
	6-68	56	1342119	14-11	3		2-11	3	1355434	12-13	2
	6-72	21	1342122	14-11	3		2-11	32	1355591	14-19	2
	6-72	22	1342125	14-11	3		3-5	25	1355603	14-19	2
	6-74	51	1342127	14-11	3		3-7	25	1355610	14-19	3
	6-74	54	1342129	14-7	9		4-7	3		14-19	3
	6-74	56	1342130	14-11	3	1350215	1-11	39	1355620	14-19	2
	6-79	27	1342134	14-7	9		15-7	3	1355626	14-19	3
	6-79	28	1342136	12-5	11	1351681	1-49	23	1355633	14-19	2
	6-80	57	1342377	13-13	21		1-51	23	1355710	14-19	2
	6-84	23	1342382	14-7	9		6-91	19	1355711	12-9	3
	6-84	24	1342384	12-5	11	1351682	6-95	12		12-9	3
	6-85	25		14-7	9	1351689	10-3	28		12-9	3
	6-89	37	1342387	12-5	11		10-5	28	1355713	13-9	11
	6-92	27		14-7	9		10-15	36		13-11	10
	6-111	1	1342394	12-5	11		10-17	41	1355733	14-19	2
	6-121	4	1342477	13-5	1	1352140	2-3	3	1355745	14-19	2
	6-121	7		13-5	1		2-5	2	1355758	14-19	2
	15-7	10	1343276	1-101	22		2-7	2	1355775	14-19	2
1333043	1-24	1	1343844	13-23			3-53	2	1355929	13-11	5
1333044	1-24	1	1343990	1-27	2		4-3	2		13-11	5
1333045	1-24	1	1344124	5-31	16		4-5	2	1355930	13-11	5
1333329	14-9	6	1345190	13-20	29	1352603	6-92	25	1356292	13-16	15
1333382	12-7	11		14-28	37		6-96	29		14-23	3
	13-7	17	1345199	13-20	23		6-100	25	1356400	15-5	1

NUMERICAL INDEX (continued)

PART NO.	PAGE	ITEM	PART NO.	PAGE	ITEM	PART NO.	PAGE	ITEM	PART NO.	PAGE	ITEM
1356401	15-5	2	1360882	2-21	29	1361722	2-31	8	1361894	2-21	16
1356569	13-16	11	1360883	2-21	1	1361723	2-31	7	1361895	6-5	4
1356661	13-16	15	1360884	2-21	2	1361724	2-31	6	1361897	2-21	24
	14-23	3	1360885	2-21	11	1361725	2-31	23	1361898	2-24	1
1356662	13-16		1360886	2-21	4	1361726	2-31	11		2-35	12
	14-24		1360887	2-21	7	1361727	2-31	13		6-5	5
1356688	13-16	11	1360888	2-21	8		2-31	16	1361899	2-21	27
1356747	13-9	5	1360890	2-21	30	1361728	2-31	12	1362001	2-21	12
	13-11	4	1360892	2-21	6		2-31	17		2-27	1
1356748	13-9	4	1360895	2-21	18	1361729	2-31	15	1362002	2-21	14
	14-20	11		2-21	20	1361730	2-31	18	1362003	2-19	6
1356749	12-9	12	1360896	2-19	14	1361731	2-31	14		2-21	17
	14-20	13	1360898	2-19	5	1361732	2-31	21	1362005	2-19	4
1356750	12-9	10	1360899	2-19	8	1361734	2-31	19	1362007	2-19	10
	12-13	10	1361164	5-19	23	1361736	2-31	1	1362008	2-19	9
	14-20	10		5-21	2	1361737	2-31	2	1362009	2-19	2
1356751	12-9	10	1361302	13-16	2	1361745	2-24	8	1362010	2-27	12
	12-13	10		14-24	16	1361746	2-24	6	1362011	2-27	13
	14-20	10	1361500	10-7	15	1361747	2-24	3	1362012	2-27	7
1356752	12-13	12	1361502	10-7	28	1361790	2-35	3	1362015	2-27	17
1357268	6-7	2	1361504	10-7	4	1361798	2-29	2	1362016	2-31	29
1357533	6-7	3	1361507	10-7	8	1361801	2-29	17	1363885	6-36	11
1357535	6-7	2	1361675	2-19	3	1361806	2-29	13	1363886	6-47	5
1358177	9-19	1	1361676	2-19	11	1361807	2-29	14		6-53	5
1358178	9-21	1	1361677	2-19	13	1361814	2-35	22		6-59	5
1358179	8-43	1	1361679	2-27	9	1361821	2-35	44		6-65	5
	8-47	1	1361681	2-27	18	1361823	2-35	5		6-71	5
1358183	8-43	1	1361682	2-27	20	1361825	2-35	1		6-77	5
1358940	13-9	6	1361688	2-27	5	1361826	2-35	11		6-129	5
	13-9	6		2-29	3	1361827	2-35	16		6-129	8
1358969	13-16		1361689	2-27	10	1361836	2-35	7		6-129	9
	14-24		1361690	2-27	15	1361837	6-5	7	1363916	1-69	4
1358972	13-16	8	1361691	2-27	11	1361845	6-5	26	1365140	14-9	6
	14-24	10	1361692	2-27	6	1361846	6-5	21	1365517	13-20	16
1359562	1-49	18	1361695	2-33	2	1361861	6-5	28	1366902	2-23	11
	1-51	18	1361697	2-33	11	1361868	2-29	19	1367150	1-37	7
1359588	1-101	11	1361700	2-33	6	1361872	2-36	3		1-37	10
	15-13		1361703	2-33	3	1361873	2-35	2		1-41	6
1359620	11-17	9	1361704	2-33	3		2-35	9		1-45	7
1360127	14-20	11	1361705	2-33	3	1361875	2-27	25		1-45	10
1360386	11-17	24	1361706	2-33	3		2-35	13	1367191	2-35	43
	11-21	5	1361710	2-33	13	1361878	2-29	18	1368743	2-23	10
	13-19	13	1361711	2-33	13	1361879	2-29	7	1368844	6-5	23
1360507	13-19	2	1361712	2-33	13	1361880	2-35	29	1368886	2-23	8
1360508	13-19	9	1361713	2-33	13	1361881	2-21	31	1369344	12-21	8
1360796	10-7	8	1361717	2-31	20		6-5	24		13-23	6
1360797	10-7	9	1361718	2-21	22	1361884	2-31	26		14-31	9
1360878	2-21	13		2-31	5	1361885	2-23	3		15-39	17
1360879	2-21	19	1361719	2-21	15	1361886	2-35	8		15-41	19
	2-21	21		2-31	22	1361888	6-5	22		15-43	19
1360880	2-21	9	1361720	2-31	4	1361890	6-5	18	1369345	12-21	8
1360881	2-21	28	1361721	2-31	9	1361891	6-5	20		13-23	6

NUMERICAL INDEX (continued)

PART NO.	PAGE	ITEM	PART NO.	PAGE	ITEM	PART NO.	PAGE	ITEM	PART NO.	PAGE	ITEM
	14-31	9		12-13	9		13-3	6		6-107	18
	15-39	17		14-20	9		13-5	5		6-123	2
	15-41	19	1381064	12-9	9		14-3	3		6-125	3
	15-43	19		12-13	9		14-7	3	1402849	6-91	21
1369356	13-14	29		14-20	9		14-9	4	1402868	6-50	47
1369357	13-14	29	1381078	11-63	4	1395174	14-31	3		6-56	47
1369861	2-23	7	1381082	11-61	9	1395176	14-31	3		6-62	45
1370688	2-24	7	1381083	11-63	12	1395285	13-13	4		6-68	45
1370690	2-24	5	1381095	13-9	8	1395291	13-20	32		6-74	45
1370691	2-24	2		13-11	7	1395292	13-20	26		6-80	47
1370736	2-27	19	1382694	6-91	7	1396406	13-20	31		6-123	4
1370744	2-19	1	1382695	6-91	2	1396518	2-11	13	1402883	6-11	7
1371250	11-47	4		6-91	7	1398062	6-13	8	1402888	6-48	17
1371652	2-27	14	1383062	11-61	10	1398099	5-47	2		6-48	20
1374797	12-3	3	1383063	11-63	10		5-51	2		6-49	35
	12-5	3		12-9	14		5-53	2		6-54	17
	14-3	4		14-20	15	1399802	5-33	9		6-54	20
	14-7	4	1383064	12-13	14	1401746	15-39	9		6-55	35
	14-9	3	1383331	6-11	18		15-41	9		6-60	11
	14-31	5	1383777	9-15	23		15-43	9		6-60	17
	15-41		1385801	1-24	1	1402414	5-47	22		6-61	37
1374815	9-15		1385802	1-24	1		5-53	22		6-66	11
1375214	1-3	3	1385803	1-24	1	1402607	6-89	43		6-66	17
1375391	10-3	27	1387170	1-7	12	1402813	6-123	9		6-67	37
	10-5	27	1388838	9-15	2	1402814	6-84	21		6-72	11
	10-15	37	1391757	4-7	22		6-111	3		6-72	17
	10-17	42	1391758	4-7	23		6-111	5		6-73	37
1375469	9-15	22	1393142	14-31	3		6-111	6		6-78	17
1375488	8-5	17	1393458	1-81	11		6-111	7		6-78	20
1375642	2-14	1	1393463	1-59	11		6-113	4		6-79	35
	2-35	39		1-61	20		6-113	5		6-84	18
1375676	1-101	8	1393472	1-59	12		6-113	6		6-85	29
1375797	6-121	8		1-71	31		6-113	9		6-91	15
1377080	5-9	17	1393479	1-59	10		6-115	3		6-118	2
1377081	5-9	18	1393499	1-55	8		6-115	5	1402890	6-88	31
1378690	13-13	5		1-57	10		6-115	6		6-89	32
1378693	13-14	22		1-61	22		6-115	7	1402923	15-7	10
1378699	12-5	9	1393527	1-81	6		6-115	8	1450928	6-5	28
	13-14	22	1393528	1-81	7		6-115	9	1452112	5-9	16
	14-7	7	1393539	1-55	16		6-117	4	1453887	1-41	11
	14-12	30		1-59	7		6-117	5	1454827	6-84	17
1379455	5-51	26		1-61	7		6-117	6		6-88	28
	5-53	42		1-62	38		6-117	7		6-126	1
1379682	13-13	22	1393541	1-71	8		6-117	8	1454828	6-126	1
1379683	13-14	22	1393879	11-3	12		6-117	11	1454829	6-91	7
1379687	13-7	6		11-5	12	1402815	6-111	2		6-126	1
1379945	1-33	25	1394008	5-3	3		6-113	3	1454860	6-91	7
	1-41	23		5-5	3		6-115	2		6-126	1
1380092	9-17	3		5-7	4		6-117	3	1454862	6-91	7
1380570	12-13	11		5-9	3	1402816	6-95	16		6-126	1
1380849	7-29	12	1395168	12-3	2		6-99	13	1454967	6-7	14
1381063	12-9	9		12-5	2		6-103	16	1455304	5-22	3

NUMERICAL INDEX (continued)

PART NO.	PAGE	ITEM	PART NO.	PAGE	ITEM	PART NO.	PAGE	ITEM	PART NO.	PAGE	ITEM
1455674	2-29	4	6-61	40		6-108	27		6-65	10	
1455676	2-29	1	6-61	44		6-129	4		6-71	10	
1455677	2-29	10	6-62	46	1463194	6-95	11		6-78	16	
1458764	5-22	5	6-62	47		6-129	2	1476077	6-91	14	
1460477	1-7	29	6-62	50		6-129	7	1476108	6-48	16	
	2-11	10	6-65	1	1463912	1-49	19		6-54	16	
	3-5	16	6-65	2		1-51	19		6-59	10	
	3-7	16	6-65	3	1465140	11-9			6-65	10	
	4-7	20	6-65	4		11-11			6-71	10	
1461743	6-121	9	6-65	8	1465468	6-85	30		6-78	16	
1461744	6-121	8	6-65	9		6-87	3		6-83	9	
1462615	9-19	1	6-67	40		6-88	23		6-85	26	
1462616	9-21	1	6-68	44	1465469	6-85	29		6-85	27	
1462617	8-43	1	6-68	46		6-87	4		6-87	1	
1463105	13-16	6	6-68	47		6-88	22		6-88	30	
	14-23	6	6-68	50		6-91	15		6-129	3	
1463138	6-41	28	6-71	1	1465504	13-13	8		6-129	6	
	6-89	38	6-71	2	1468308	1-55	20	1476109	6-48	16	
	6-92	26	6-71	3	1468312	1-59	18		6-54	16	
	6-123	1	6-71	4		1-62	32		6-59	10	
	6-123	10	6-71	8	1468314	1-71	16		6-65	10	
	6-125	4	6-71	9	1468315	1-71	15		6-71	10	
	6-125	13	6-73	40	1468316	1-71	14		6-78	16	
	15-2	2	6-73	44	1468317	1-71	13	1476421	6-45	12	
1463139	6-47	1	6-74	46	1468318	1-61	23	1476598	6-83	13	
	6-47	2	6-74	47	1468319	1-81	5	1476599	6-83	13	
	6-47	3	6-77	1		1-81	12	1477683	13-23		
	6-47	4	6-77	2	1468320	1-81	2	1477932	13-23	1	
	6-47	8	6-77	3	1469379	2-11	21	1477938	15-43	1	
	6-47	9	6-77	4		3-5	8	1477944	15-43		
	6-49	44	6-77	8		3-7	8	1477946	15-43		
	6-49	45	6-77	9	1469405	2-11	19	1477996	11-17	2	
	6-50	48	6-79	44		3-5	4		12-17	20	
	6-50	49	6-79	45		3-7	4		13-20	17	
	6-50	51	6-80	48	1470155	1-29		1480187	6-50	59	
	6-53	1	6-80	49		1-34			6-56	59	
	6-53	2	6-80	51	1471591	8-43	1		6-68	56	
	6-53	3	6-95	1		8-47	1		6-80	59	
	6-53	4	6-96	24	1471829	8-43	1		6-121	5	
	6-53	8	6-96	28		8-47	1	1480188	6-121	5	
	6-53	9	6-99	1	1471832	9-21	1	1480237	1-11	29	
	6-55	44	6-99	20	1471835	8-43	1		1-11	29	
	6-55	45	6-100	24	1471837	9-19	1		3-53	34	
	6-56	48	6-103	1	1471921	9-19	1		5-33	15	
	6-56	49	6-103	5	1471922	8-43	1		6-11	15	
	6-56	51	6-103	6		8-43	1		6-20	4	
	6-59	1	6-104	21		8-47	1		6-36	2	
	6-59	2	6-104	25		9-21	1		6-43	15	
	6-59	3	6-107	1	1473887	11-5	35		6-45	18	
	6-59	4	6-107	5	1476064	6-48	16		7-3	4	
	6-59	8	6-107	6		6-54	16		7-5	5	
	6-59	9	6-108	23		6-59	10		7-7	5	

NUMERICAL INDEX (continued)

PART NO.	PAGE	ITEM	PART NO.	PAGE	ITEM	PART NO.	PAGE	ITEM	PART NO.	PAGE	ITEM
	7-9	3	6-53	8		6-80	52		1486742	11-17	26
	7-11	3	6-53	9		6-81	62			11-21	4
	7-13	3	6-55	44		6-92	25			11-34	10
	9-13	7	6-55	45		6-95	1			11-37	15
	11-5	22	6-56	46		6-96	24	1486749		7-3	14
	11-17	8	6-56	48		6-96	28			7-5	7
	15-7	5	6-57	62		6-96	29			7-7	7
1481090	13-13	2	6-59	1		6-99	1			7-9	5
1481096	13-13	14	6-59	3		6-99	20			7-11	5
1481097	13-7	3	6-59	4		6-100	24			7-13	5
1481232	13-19	11	6-59	7		6-100	25			11-3	20
1481742	13-13	1	6-59	8		6-103	1			13-7	2
	13-13	1	6-59	9		6-104	21	1486750		11-5	35
1482651	6-89	40	6-61	39		6-104	25	1486751		11-3	24
1482668	6-129	3	6-61	40		6-104	26			11-6	46
	6-129	6	6-61	44		6-108	23			14-11	8
1482905	1-37	4	6-62	46		6-108	27			14-15	8
	1-45	4	6-62	49		6-108	28	1486773		13-7	9
1482906	1-37	6	6-65	1		6-113	1			14-15	17
	1-45	6	6-65	3		6-123	1	1487058		10-11	18
1482925	1-41	9	6-65	4		6-125	4			10-13	21
1482949	1-41	10	6-65	7		6-125	13			11-6	44
1483329	6-85	42	6-65	8		6-129	1			11-6	
1483661	15-21	17	6-65	9	1484397	6-95	11			11-17	3
	15-21	17	6-67	39		6-129	2			11-34	8
	15-23	12	6-67	40		6-129	7			15-27	4
	15-23	12	6-68	44	1484557	6-103	5			15-29	4
1483663	15-21	14	6-68	46		6-103	6			15-31	4
	15-21	14	6-68	49		6-107	5			15-33	4
	15-23	15	6-69	59		6-107	6			15-35	4
	15-23	15	6-71	1		6-129	4			15-37	4
1483664	15-21	15	6-71	3	1484558	6-103	5	1487059		11-6	40
	15-21	15	6-71	4		6-103	6			15-44	3
	15-23	16	6-71	7		6-107	5			15-45	3
	15-23	16	6-71	8		6-107	6			15-46	4
1484377	6-27	2	6-71	9		6-129	4	1487061		10-11	3
	6-47	1	6-73	39	1484709	6-39	10			10-13	4
	6-47	2	6-73	40		6-84	23			11-17	5
	6-47	3	6-73	44		6-89	37			11-17	5
	6-47	4	6-74	46		6-92	27			11-21	2
	6-47	7	6-74	49		6-129	10	1487062		10-13	3
	6-47	8	6-77	1	1486183	15-43		1487063		9-13	5
	6-47	9	6-77	2	1486186	15-43		1487069		11-6	46
	6-49	44	6-77	3	1486580	12-7	4			11-17	14
	6-49	45	6-77	4	1486737	11-6	44	1487096		15-17	5
	6-50	46	6-77	7		11-17	7	1487097		15-27	3
	6-50	48	6-77	8		15-29	16			15-29	3
	6-53	1	6-77	9		15-35	16			15-31	3
	6-53	2	6-79	44	1486740	15-21	16			15-33	3
	6-53	3	6-79	45		15-21	16			15-35	3
	6-53	4	6-80	46		15-23	17			15-37	3
	6-53	7	6-80	48		15-23	17	1487165		7-7	6

NUMERICAL INDEX (continued)

PART NO.	PAGE	ITEM	PART NO.	PAGE	ITEM	PART NO.	PAGE	ITEM	PART NO.	PAGE	ITEM
1487945	1-67	9	1490242	6-49	29	6-61	27		6-79	36	
1487956	1-65	18		6-49	31	6-61	33	1493435	6-111	6	
1487957	1-65	17		6-49	38	6-67	25		6-111	7	
1488464	11-17	21		6-50	54	6-67	27		6-113	6	
1489003	15-43	1		6-55	29	6-67	33		6-113	9	
1489016	15-49	1		6-55	31	6-73	25		6-115	8	
1489035	15-49	3		6-55	38	6-73	27		6-115	9	
1489037	15-49	2		6-56	54	6-73	33		6-117	8	
1489039	15-49	5		6-61	25	6-75	60		6-117	11	
1489655	5-37	4		6-61	27	6-79	29	1493447	6-115	5	
	6-29	5		6-61	33	6-79	31		6-115	6	
	6-29	16		6-67	25	6-79	38		6-117	5	
	6-47	6		6-67	27	6-80	54		6-117	6	
	6-53	6		6-67	33	6-96	27	1493465	1-5	17	
	6-59	6		6-73	25	6-100	23		6-11	24	
	6-65	6		6-73	27	6-104	24		6-36	11	
	6-71	6		6-73	33	6-108	26		6-56	61	
	6-77	6		6-74	60	6-111	8		6-68	58	
1489656	6-29	8		6-79	29	6-111	9		6-80	61	
	6-49	33		6-79	31	6-113	8		15-7	10	
	6-55	33		6-79	38	6-113	10	1493466	6-25	4	
	6-61	29		6-80	54	6-115	10		6-39	24	
	6-67	29		6-96	27	6-115	11		6-39	25	
	6-73	29		6-100	23	6-117	10	1494750	7-33	21	
	6-79	33		6-104	24	6-117	12	1494888	1-5	9	
	6-95	5		6-108	26	6-123	5		1-49	13	
	6-96	23		6-111	8	6-125	5		1-51	13	
	6-96	30		6-111	9	6-125	8	1495412	6-5	19	
	6-99	19		6-113	8	6-125	11	1495426	2-29	8	
	6-100	26		6-113	10	6-129	5	1495427	2-29	20	
	6-103	19		6-115	10	6-129	8	1495428	2-35	42	
	6-104	27		6-115	11	6-129	9	1495429	2-35	4	
	6-107	10		6-117	10	15-7	10	1495441	1-71	21	
	6-107	21		6-117	12	15-7	10	1495473	2-33	5	
	6-108	29		6-123	5	1491818	6-88	25	1495474	2-33	5
1489657	6-29	9		6-125	5	1491821	6-87	4	1495475	2-33	5
	6-49	33		6-125	8	1492644	11-61		1495501	2-11	23
	6-55	33		6-125	11	1493308	1-55	10	1495502	2-11	23
	6-61	29		6-129	5		1-59	17	1496922	13-9	
	6-67	29		6-129	8		1-62	34		13-11	
	6-73	29		6-129	9	1493336	1-71	4	1497235	6-88	28
	6-79	33		15-7	10	1493428	6-47	7	1497433	6-11	27
	6-95	5		15-7	10		6-49	36	1498044	6-57	63
	6-96	23	1490243	6-49	29		6-53	7		6-69	60
	6-96	30		6-49	31		6-55	36		6-81	63
	6-99	19		6-49	38		6-59	7	1498325	15-49	4
	6-100	26		6-50	54		6-62	49	1498326	15-39	11
	6-103	19		6-55	29		6-65	7		15-41	17
	6-104	27		6-55	31		6-68	49		15-43	17
	6-107	10		6-55	38		6-71	7	1498336	1-53	11
	6-108	21		6-56	54		6-74	49		1-75	6
	6-108	29		6-61	25		6-77	7		1-77	10

NUMERICAL INDEX (continued)

PART NO.	PAGE	ITEM	PART NO.	PAGE	ITEM	PART NO.	PAGE	ITEM	PART NO.	PAGE	ITEM
1498420	6-88	23		6-77	5		5-9	7		5-5	19
1498424	6-83	9		6-77	7	1502123	11-3	8		5-11	4
	6-85	27		6-111	1		11-5	8	1506825	1-59	
	6-87	1		6-113	1	1502276	9-15	28		1-62	
	6-88	30		6-115	1	1502543	5-21	12	1508206	6-89	45
1498483	6-121	8		6-117	1		5-31	15	1508232	6-85	28
1500782	1-24	4		6-129	1		6-8	35		6-87	5
1500784	1-24	4	1500925	6-91	25		6-11	10		6-89	45
1500899	6-50	50		6-96	29		6-11	20	1509103	2-11	14
	6-56	50		6-100	25		6-20	6	1509104	2-11	15
	6-62	48		6-104	26		6-45	20	1509888	6-49	40
	6-68	48		6-108	28		11-3	4		6-55	40
	6-74	48	1501274	7-29	1		11-5	4		6-61	31
	6-80	50	1501629	5-3	9		15-8	7		6-67	31
	6-95	18	1501811	5-25	3	1502625	6-50	52		6-73	31
	6-99	14	1501835	5-3	8		6-56	52		6-79	40
	6-103	17	1501848	5-3	13		6-57	62		6-91	23
	6-107	19	1501849	5-7	15		6-69	59		6-99	8
1500901	6-91	17	1501888	5-3	1		6-74	50		6-103	12
1500912	1-5	15		5-5	1		6-80	52		6-107	14
	5-31	16		5-11	1		6-81	62		6-123	3
	5-37	14	1501970	5-15	23	1502626	6-50	52		6-125	2
	6-8	32		5-45	3		6-56	52		15-7	11
	6-11	11	1501994	1-85	12		6-57	62	1509890	6-49	41
	6-13	4		5-39	5		6-69	59		6-49	43
	6-13	4		5-42	5		6-74	50		6-55	41
	6-15	5	1502001	4-3	5		6-80	52		6-55	43
	6-23	2	1502003	10-3	6		6-81	62		6-61	41
	6-29	2		10-5	6	1503096	15-49			6-61	43
	6-36	6	1502007	11-3	7	1503874	1-101	2		6-67	41
	6-43	7		11-5	7	1503876	1-101	2		6-67	43
	6-45	8	1502009	5-39	9	1503879	1-101	2		6-73	41
	6-89	36		5-42	9	1503958	1-59	19		6-73	43
	6-89	37		10-11	6	1503959	1-62	33		6-79	41
	6-89	38		10-13	8	1504010	12-21	8		6-79	43
	10-15	6	1502034	5-3	15		13-23	6		6-95	9
	10-17	6	1502053	6-29	19		14-31	9		6-123	8
	15-7	7	1502055	6-29	13		15-39	17		6-125	10
1500913	6-27	2		11-17	15		15-41	19	1510113	1-18	1
	6-47	5	1502059	6-43	3		15-43	19		1-21	2
	6-47	7		6-45	2	1504012	12-21	8		5-33	16
	6-53	5		11-17	16		13-23	6		10-3	13
	6-53	7	1502061	1-85	10		14-31	9		10-5	13
	6-59	5		1-87	11		15-39	17	1510114	8-7	5
	6-59	7		5-39	11		15-41	19	1510115	2-9	14
	6-62	49		5-42	11		15-43	19		2-11	31
	6-65	5		6-8	23	1504075	2-17	3		3-5	11
	6-65	7		6-43	4		3-9	6		3-7	11
	6-68	49		6-45	3		4-8	3		3-53	23
	6-71	5	1502079	5-3	6	1504953	1-71	9		4-7	11
	6-71	7		5-5	6	1506604	4-23	11		6-13	7
	6-74	49		5-7	10	1506738	5-3	17		6-15	8

NUMERICAL INDEX (continued)

PART NO.	PAGE	ITEM	PART NO.	PAGE	ITEM	PART NO.	PAGE	ITEM	PART NO.	PAGE	ITEM
1510116	10-11	17		6-84	23	1515219	8-9	5	1520752	8-7	15
	10-13	16		6-89	37	1515337	1-55	9	1520753	8-7	15
	11-3	11		6-89	38		1-55	17	1520754	8-7	15
	11-5	11		6-92	27		1-57	11	1520755	8-7	15
1510117	2-9	5		6-121	4		1-59	11	1520864	6-83	10
	2-11	4		6-129	10		1-61	20	1521005	5-35	5
	3-5	20	1514602	6-49	27		1-62	39	1521183	6-48	18
	3-7	20		6-50	53	1515654	6-8	27		6-54	18
	4-7	4		6-50	56		6-17	3		6-60	12
	8-13	12		6-54	27		7-21	7		6-66	12
	10-21	13		6-56	53		7-33	37		6-72	12
1510126	10-3	2		6-56	56		11-5	13		6-78	18
	10-5	2		6-66	22	1516075	8-5	21	1521184	6-48	17
	10-15	11		6-68	51	1516197	11-6	42		6-54	17
	10-17	11		6-68	53		11-37	11		6-60	11
1512403	3-11	13		6-78	27	1516199	10-11	1		6-66	11
	9-2	1		6-80	53		10-13	1		6-72	11
	9-3	1		6-80	56	1516201	11-17	5		6-78	17
1512536	1-29	13		6-121	6	1516205	14-11	10	1521185	6-48	22
	1-33	10	1514603	6-49	27	1516331	8-7	12		6-54	22
	1-41	15		6-50	53	1516332	8-7	12		6-60	19
1512561	8-5	1		6-50	56	1516333	8-7	12		6-66	19
1513089	1-41	5		6-51	61	1516334	8-7	12		6-72	19
1514138	7-28	5		6-55	27	1516335	8-7	12		6-78	22
1514269	11-59	1		6-56	53	1516526	8-7	13	1521186	6-48	23
1514429	1-85	5		6-56	56	1516530	8-7	3		6-54	23
	1-86	6		6-60	22	1516534	8-3	9		6-60	20
	1-87	6		6-62	51	1516535	8-7	10		6-66	20
	5-33	11		6-62	53	1516536	8-7	6		6-72	20
	6-7	15		6-62	58	1516826	7-23	5		6-78	23
	8-9	20		6-66	22	1516849	7-19	6	1521188	6-48	17
	10-3	3		6-68	51	1517361	5-33	13		6-48	18
	10-5	3		6-68	53		11-23	15		6-48	22
	10-15	9		6-72	22		11-25	12		6-48	23
	10-17	9		6-74	51		11-27	16		6-54	17
1514597	6-39	10		6-74	53		11-29	13		6-54	18
	6-49	28		6-74	58	1517420	1-15	1		6-54	22
	6-50	57		6-79	27	1517421	1-15	1		6-54	23
	6-55	28		6-80	53	1517576	8-7	13		6-60	11
	6-56	57		6-80	56	1517578	8-7	3		6-60	12
	6-66	21		6-121	6	1517656	1-11	13		6-60	19
	6-67	40	1514866	12-3	11	1517673	8-3	3		6-60	20
	6-68	54		12-21	9	1517836	9-15	27		6-66	11
	6-79	28		13-14	28	1520290	11-59	2		6-66	12
	6-80	57		13-23	9	1520513	6-43	2		6-66	19
	6-84	23		14-3	7		6-45	1		6-66	20
	6-89	37		14-9	7		6-88	22		6-72	11
	6-92	27		14-11	21		6-88	23		6-72	12
	6-121	4		14-31	8	1520543	6-84	17		6-72	19
	6-129	10		15-39	20		6-88	28		6-72	20
1514598	6-36	12		15-41	18	1520660	7-19	28		6-78	17
	6-39	10		15-43	18		7-28	9		6-78	18

NUMERICAL INDEX (continued)

PART NO.	PAGE	ITEM	PART NO.	PAGE	ITEM	PART NO.	PAGE	ITEM	PART NO.	PAGE	ITEM
	6-78	22	1525564	6-111	1	6-53	1		6-43	16	
	6-78	23		6-111	1	6-59	1		6-45	17	
1521809	8-9	29		6-113	1	6-65	1		7-3	5	
1521989	6-48	17		6-115	1	6-71	1		7-5	4	
	6-48	18		6-117	1	6-77	1		7-7	4	
	6-48	22	1525565	6-27	2	6-96	28		7-9	4	
	6-48	23	1525566	6-129	1	6-100	24		7-11	4	
	6-54	17	1525567	6-47	4	6-104	25		7-13	4	
	6-54	18		6-47	8	6-108	27		7-29	11	
	6-54	22		6-50	48	1525573	6-95	4	8-5	22	
	6-54	23		6-53	4		6-107	11	8-7	7	
	6-60	11		6-53	8	1525577	6-61	30	8-13	13	
	6-60	12		6-56	48		6-67	30	9-13	8	
	6-60	19		6-59	4		6-95	22	10-3	15	
	6-60	20		6-59	8		6-99	18	10-5	15	
	6-66	11		6-62	46		6-103	20	10-11	21	
	6-66	12		6-65	4		6-108	22	10-13	27	
	6-66	19		6-65	8	1525584	6-91	13	10-15	13	
	6-66	20		6-68	46		6-95	6	10-17	13	
	6-72	11		6-71	4		6-99	4	10-21	11	
	6-72	12		6-71	8		6-103	7	11-5	37	
	6-72	19		6-74	46		6-107	7	11-23	2	
	6-72	20		6-77	4	1525596	6-84	15	11-25	2	
	6-78	17		6-77	8	1525677	7-33	7	11-27	2	
	6-78	18		6-80	48	1525686	7-31	12	11-29	2	
	6-78	22		6-96	24	1527520	11-63	11	1527880	1-7	6
	6-78	23		6-99	20	1527562	6-7	13		5-9	9
	6-119	1		6-104	21	1527719	11-63			5-31	2
1522363	4-23	2		6-108	23	1527813	10-11	18		5-41	17
1522377	8-7	1	1525568	6-47	3		11-17	3		5-45	17
1522425	11-17	11		6-53	3	1527876	1-7	21		6-11	31
1523479	8-7	2		6-59	3		5-21	19		6-36	3
1523732	1-24	3		6-65	3		10-15	28		10-15	35
1523733	1-24	5		6-71	3		10-17	34		10-17	40
1523734	1-24	2		6-77	3	1527877	15-7	4		11-5	21
1523737	1-24	5		6-95	1	1527878	6-8	28	1527881	1-7	31
1524267	5-35	4		6-99	1		8-9	22		3-53	5
	5-37	23		6-103	1		11-23	6		5-25	10
1525354	9-15	1		6-107	1		11-27	6	1527884	2-13	14
1525442	5-47	24	1525569	6-47	2	1527879	1-21	7		3-11	17
	5-53	24		6-47	9		3-53	37		6-5	
1525451	5-47	38		6-53	2		5-3	11		7-19	14
	5-51	11		6-53	9		5-5	12	1527887	4-7	19
	5-53	38		6-59	2		5-7	12	1527888	1-5	18
1525478	5-47	20		6-59	9		5-33	17		1-49	6
	5-53	20		6-65	2		5-35	8		1-51	6
1525563	6-47	5		6-65	9		5-37	27	1528132	6-19	3
	6-53	5		6-71	2		5-41	13	1528133	6-19	4
	6-59	5		6-71	9		5-45	13	1528140	2-14	2
	6-65	5		6-77	2		6-11	14		2-35	38
	6-71	5		6-77	9		6-20	3	1528315	6-19	2
	6-77	5	1525570	6-47	1		6-30	9	1528415	2-13	11

NUMERICAL INDEX (continued)

PART NO.	PAGE	ITEM	PART NO.	PAGE	ITEM	PART NO.	PAGE	ITEM	PART NO.	PAGE	ITEM
1528481	11-3		6-103	1		2-5	9		6-61	35	
	11-6		6-104	21		2-7	9		6-67	35	
1528482	6-13	8	6-104	25		3-53	6		6-73	35	
1528495	2-3	2	6-107	1		4-3	12		6-80	60	
1528573	15-19	12	6-108	23		4-5	12	1531557	1-5	6	
	15-24	8	6-108	27		5-3	10		1-21	3	
	15-24	8	1529257	5-7	16	5-5	11		1-49	21	
1528602	15-21	13		6-43	17	5-7	13		1-51	21	
	15-21	13		6-45	35	5-9	11		5-41	18	
	15-23	14	1529366	5-15	21	5-33	19		5-45	18	
	15-23	14		5-25	23	8-13	9		6-41	27	
1528608	5-25	20		5-31	17	1530311	5-35	9	10-11	20	
1528630	6-19	5		6-8	19		5-37	28	10-13	25	
1528631	6-19	6		6-11	5	1530588	8-7	9	15-9	4	
1528888	1-5	3		6-20	7	1530960	6-89	38	15-13	1	
	1-49	7		6-45	21		6-123	10	1531558	1-5	12
	1-51	7	1529427	1-15	13		6-125	13		1-11	28
1528889	4-23	9	1529787	2-3	12	1530961	6-89	38		1-47	8
1528893	5-25	11		2-5	11		6-123	10		5-3	19
1528903	5-47	29		2-7	11		6-125	13		5-5	10
	5-51	19		3-53	4	1530971	5-35	6		5-11	5
	5-53	29		4-3	14		5-37	25		6-41	17
1528938	2-11	27		4-5	14	1531001	1-11	3		6-41	22
1529015	13-19	5	1530010	10-21	9		1-11	3		11-17	23
	15-19	13	1530019	1-11	30		6-39	17		11-21	8
	15-24		1530037	6-47	1	1531162	6-111	3		11-34	2
	15-24			6-47	2		6-111	5	1531563	9-2	3
1529046	6-47	8		6-47	3		6-113	4		9-3	3
	6-47	8		6-47	4		6-113	5	1531569	10-3	7
	6-47	9		6-53	1		6-115	3		10-5	7
	6-50	48		6-53	2		6-115	7	1531806	4-23	12
	6-53	8		6-53	3		6-117	4	1531973	6-49	34
	6-53	9		6-53	4		6-117	7		6-49	44
	6-56	48		6-59	1	1531312	5-37	4		6-50	49
	6-59	8		6-59	2	1531404	2-3	17		6-50	51
	6-59	9		6-59	3		2-5	14		6-55	34
	6-62	46		6-59	4		2-7	16		6-55	44
	6-65	8		6-65	1		4-3	25		6-56	49
	6-65	9		6-65	2		4-5	25		6-56	51
	6-68	46		6-65	3	1531480	6-43	8		6-61	44
	6-71	8		6-65	4		6-45	9		6-62	47
	6-71	9		6-71	1		6-89	36		6-67	44
	6-74	46		6-71	2	1531486	6-129	3		6-68	47
	6-77	8		6-71	3		6-129	6		6-73	44
	6-77	9		6-71	4	1531490	6-48	24		6-74	47
	6-80	48		6-77	1		6-54	24		6-79	34
	6-95	1		6-77	2		6-60	16		6-79	44
	6-96	24		6-77	3		6-66	16		6-80	49
	6-96	28		6-77	4		6-72	16	1531974	6-49	44
	6-99	1	1530135	1-15	12		6-78	24		6-50	49
	6-99	20	1530243	1-7	32	1531492	6-50	60		6-50	51
	6-100	24		2-3	10		6-56	60		6-55	44

NUMERICAL INDEX (continued)

PART NO.	PAGE	ITEM	PART NO.	PAGE	ITEM	PART NO.	PAGE	ITEM	PART NO.	PAGE	ITEM
	6-56	49		6-88	21		6-107	9		6-17	2
	6-56	51		6-91	4	1534871	10-3	23	1540388	6-47	13
	6-61	44	1532777	6-43	11		10-5	23		6-53	13
	6-62	47		6-45	7		10-15	20		6-62	57
	6-67	44	1532778	6-89	46		10-17	23		6-68	57
	6-68	47	1533493	11-59	4	1535166	6-29	1		6-74	57
	6-73	44	1533494	11-59	5	1535257	2-3	5		6-77	13
	6-74	47	1533639	2-11	7		2-5	4		6-85	43
	6-79	44		2-11	33		2-7	4		6-95	2
	6-80	49		3-5	24		4-3	7		6-99	2
1531975	6-15	3		3-7	24		4-5	7		6-103	2
1532337	8-9	9		4-7	7	1536304	6-7	2		6-107	2
	8-13	14	1533810	6-84	15	1536724	10-3	11	1540643	1-11	5
	8-27	10		6-89	41		10-5	11	1540805	6-11	21
	8-27	10	1533863	2-11	8		10-9		1540860	1-11	35
	8-47	3		3-5	17	1536813	1-5	4	1540870	1-12	47
1532363	4-7	25		3-7	17		1-49	4	1541231	6-8	25
1532523	2-11	11	1534174	2-11	16		1-51	4		7-19	29
	3-5	15	1534282	6-47	12	1537133	8-3	8		7-31	34
	3-7	15		6-53	12		8-13	8	1541232	7-19	30
1532526	5-25	6		6-62	52		8-27	8		7-31	33
1532528	5-25	2		6-68	52		8-47	5	1541556	7-33	14
1532530	5-25	5		6-74	52	1537400	9-15	3	1541921	7-14	3
1532571	6-87	6		6-77	12	1537449	7-25	14		7-15	2
	6-91	13		6-95	3		7-35	14	1541988	6-50	46
	6-91	18		6-99	3		7-37	14		6-56	46
	6-95	6		6-103	3		7-39	14		6-61	39
	6-99	4		6-107	3	1537450	7-25	16		6-67	39
	6-103	7	1534417	1-7	8		7-27	16		6-73	39
	6-107	7		2-9	10		7-35	16		6-80	46
1532585	2-11	29		2-13	13		7-37	17		6-92	26
1532650	11-5	15		3-11	5		7-39	16	1541989	6-92	26
	13-7	4		5-39	8	1537459	7-25	20	1541991	6-49	45
1532664	6-96	25		5-41	11		7-27	19		6-55	45
	6-99	21		5-42	8		7-37	20		6-61	40
	6-104	22		5-45	11		7-39	21		6-62	50
	6-108	24		6-11	8	1537551	6-7	7		6-67	40
1532708	8-9	2		6-45	11		6-11	32		6-68	50
1532735	8-5	20	1534424	6-5	27		6-39	23		6-73	40
1532758	6-43	10	1534660	1-103	7		6-41	23		6-79	45
1532759	6-7	11	1534672	5-47	28	1537667	9-15	21		6-80	51
	6-41	19		5-51	17	1538162	5-33	2	1541992	6-50	45
	6-91	9		5-53	28	1538488	5-35	3		6-55	45
1532761	6-7	10	1534828	6-48	19	1538490	5-33	5		6-61	40
	6-87	8		6-54	19	1538782	5-33	3		6-62	50
	6-91	5		6-60	13	1539154	4-9	2		6-67	40
1532762	6-85	41		6-66	13	1539298	5-33	1		6-68	50
1532774	6-85	38		6-72	13	1539584	6-39	20		6-73	40
	6-87	9		6-78	19	1539639	9-21	1		6-79	45
1532775	6-41	20		6-95	8	1539872	6-85	26		6-80	51
	6-87	14		6-99	7	1539962	2-23	7	1542082	5-33	18
1532776	6-85	40		6-103	9		5-12	2	1542436	1-85	11

NUMERICAL INDEX (continued)

PART NO.	PAGE	ITEM	PART NO.	PAGE	ITEM	PART NO.	PAGE	ITEM	PART NO.	PAGE	ITEM
	5-39	6	1544122	11-59	10		5-12	4		6-50	53
	5-42	6	1544123	11-59	10		6-17	1		6-50	56
	6-20	8	1544124	11-59	10	1548497	2-3	18		6-50	58
	6-45	22	1544153	1-11	40		2-5	13		6-51	61
	7-3	9		1-11	40		4-3	24		6-55	27
	7-5	15		10-3	12		4-5	24		6-56	53
	11-5	36		10-5	12	1548517	6-27	3		6-56	56
1542439	6-8	24	1544157	9-13	6		6-84	19		6-56	58
	6-29	12	1544216	7-21	32		6-95	13		6-60	22
	6-43	5		7-33	15		6-99	9		6-62	51
	6-45	4	1544217	7-21	33		6-103	13		6-62	53
	11-37	13		7-33	18		6-107	15		6-62	55
1542440	5-25	16	1544218	7-21	30		6-123	6		6-62	58
	6-20	11		7-33	10		6-125	6		6-66	22
	6-45	25	1544232	9-21	1		6-125	9		6-68	51
1542500	5-33	8	1544255	6-19	7	1548519	6-27	3		6-68	53
1542546	11-23	10	1544413	1-11	31		6-84	19		6-68	55
	11-27	10	1544415	1-11	12		6-95	13		6-72	22
1543059	9-19	1	1544759	7-28	6		6-99	9		6-74	51
1543061	8-39	1	1545202	6-50	58		6-103	13		6-74	53
	8-40	1		6-56	58		6-107	15		6-74	55
1543062	9-19	1		6-68	55		6-123	6		6-74	58
1543063	8-44	1		6-80	58		6-125	6		6-78	27
1543064	8-44	1	1545401	8-13	5		6-125	9		6-80	53
1543094	7-27	14		8-27	5	1548618	1-7	5		6-80	56
1543102	7-25			8-47	4	1550070	15-19	3		6-80	58
	7-27		1545546	7-28	12		15-21	3		6-121	6
	7-35			7-31	31		15-23	5	1554902	6-13	11
	7-37		1546673	6-91	6		15-24	3		6-15	16
	7-39			6-123	7	1550561	7-28	3		6-30	10
1543254	9-15	26		6-125	7	1550567	7-33	35	1556475	10-3	21
1543553	6-84	17	1546697	6-50	58	1550572	7-33	25		10-5	21
	6-88	28		6-56	58	1550747	4-23	16		10-15	23
1543691	5-25	17		6-62	55	1551663	2-7	7		10-17	22
1543698	6-20	9		6-68	55		4-5	10	1557383	8-15	11
	6-43	21		6-74	55	1551839	9-2	3		8-29	10
	6-45	23		6-80	58		9-3	3	1557392	8-15	9
	6-45	30	1547368	6-91	12	1553122	7-14	1	1557445	8-19	5
	10-3	8	1547369	6-91	20	1553123	7-15	1		8-33	5
	10-5	8	1547447	7-19	20	1553265	4-23	1	1557478	2-17	1
	10-21	14		7-31	9	1553266	2-13	1	1557479	2-17	1
	11-37	14	1547466	1-11	16	1553403	7-33	9	1557737	2-17	4
1543842	1-85	6	1547467	1-11	16	1553692	2-21	5		3-9	7
	1-86	3	1547468	1-11	16	1553708	6-5	1		4-8	4
	1-87	3	1547629	6-85	28	1553722	2-33	7	1557767	4-8	1
	10-3	9		6-87	5	1553776	2-23	2	1558034	1-59	13
	10-5	9	1547712	2-11	25	1553878	2-29	16	1558036	1-55	7
1543982	15-7	8		3-5	9	1553897	5-31	3		1-57	4
1544118	11-59	7		3-7	9		6-25	10	1558052	1-71	24
1544119	11-59	7	1547756	15-7	6		10-15	3	1558156	6-125	12
1544120	11-59	7	1547757	8-3	1		10-17	3	1558161	5-19	1
1544121	11-59	7	1548352	2-36	1	1554359	6-49	27		5-21	17

NUMERICAL INDEX (continued)

PART NO.	PAGE	ITEM	PART NO.	PAGE	ITEM	PART NO.	PAGE	ITEM	PART NO.	PAGE	ITEM
1558170	5-19	10	1562362	1-17	1	1564392	5-25	21	1566116	6-96	25
1558176	5-21	1	1562492	9-5	11	1564515	11-3	22		6-99	21
1558219	1-5	7	1562493	9-5	13		11-5	33		6-104	22
	15-13	20	1562496	9-5	16	1564526	10-15	5		6-108	24
1558226	6-88	24	1562501	9-5	21		10-17	5	1566117	6-96	26
1558227	6-85	45	1562505	9-5	25	1564529	1-11	21		6-100	22
1558228	6-89	33	1562509	9-5	1	1564747	11-23	11		6-104	23
1558294	1-59	21	1562648	1-85	3		11-25	5		6-108	25
	1-62	43		1-86	9		11-27	11	1566131	10-9	
1558432	5-17	12		1-87	8		11-29	5	1566141	10-9	3
	5-19	6		3-53	36	1564752	5-35	14	1566142	10-9	2
1558515	7-21	21		7-3	3		5-37	21	1566143	10-9	8
	7-33	41		7-5	3	1565076	6-39	13	1566144	10-9	7
1559049	6-91	2		7-7	3		6-41	13	1566145	6-126	2
	6-91	4		7-9	2	1565098	6-91	12	1566146	6-7	2
1559418	5-10	3		7-11	2	1565125	1-49	16		6-126	4
1559419	5-10	4		7-13	2		1-51	16	1566227	6-95	20
1559420	5-10	5	1562649	6-84	21		6-39	3		6-95	21
1559928	6-11	9		6-111	3		6-41	3		6-107	12
1560015	6-91	22		6-111	5	1565127	7-3	16		6-107	13
	6-126	3		6-111	6		7-11	10	1566420	2-9	9
1560441	6-89	42		6-111	7		7-13	10		6-36	4
1560447	6-39	21		6-113	4	1565150	2-17	7	1566462	8-13	4
1560448	6-39	22		6-113	5	1565212	5-5	9		8-27	9
1560643	1-63	4		6-113	6		5-7	11	1566654	4-31	13
1560671	1-5	8		6-113	9	1565290	10-7	2		6-8	26
	1-49	15		6-115	3	1565303	10-7	6		6-43	24
	1-51	15		6-115	5	1565305	10-7	27		6-45	40
1560678	6-8	17		6-115	6	1565309	10-7		1566700	9-17	
1560681	11-39	15		6-115	7	1565310	10-7		1566726	1-5	17
	11-41	6		6-115	8	1565311	10-7		1566849	15-5	3
1560682	11-39	9		6-115	9	1565312	10-7		1566853	1-5	18
	11-41	10		6-117	4	1565313	10-7	12		15-5	6
1561008	9-17	4		6-117	5	1565314	10-7	12	1566951	1-101	7
1561015	1-7	36		6-117	6	1565315	10-8		1567674	2-3	21
1561144	6-89	42		6-117	7	1565316	10-7			2-5	18
1561559	6-41	28		6-117	8	1565324	8-11			2-7	20
	15-2	2		6-117	11	1565327	8-11	2		3-53	9
1561749	15-8	1	1563208	1-29	7	1565391	2-5	3		4-3	22
1561755	6-41	28		1-42		1565407	6-45	33		4-5	22
	15-2	2	1563230	1-33	8	1565453	2-17	6	1567694	6-87	11
1561759	6-29	11		1-41	14		3-9	9	1568075	10-3	31
1561871	6-43	22	1563231	1-33	28		4-8	6		10-15	15
	6-45	31		1-41	17	1565691	2-3	13	1568076	10-5	33
	7-3	8	1563369	1-7	24		2-5	12		10-17	16
	7-5	14		1-7	27		2-7	12	1568077	10-5	32
1562088	5-33	20		1-7	27		4-3	15		10-17	20
	6-13	10	1563497	1-7	23	1565692	3-53	7	1568199	11-3	19
1562353	1-101	21		1-7	26		4-3	15	1568253	10-5	31
1562359	1-17	1	1563881	1-11	38		4-5	15	1568256	10-5	36
1562360	1-17	1	1563883	1-12	49	1566076	6-95	20		10-17	26
1562361	1-17	1	1564044	6-7	3		6-95	21	1568271	9-15	8

NUMERICAL INDEX (continued)

PART NO.	PAGE	ITEM	PART NO.	PAGE	ITEM	PART NO.	PAGE	ITEM	PART NO.	PAGE	ITEM
1568839	5-47	18	1573774	1-11	8		11-55	6		7-35	18
	5-51	15	1574098	2-23	6	1578905	11-51	13		7-37	19
	5-53	18	1574111	5-10	3	1578906	11-52	10		7-39	18
1568853	5-47	16	1574260	5-10	4		11-55	10	1581108	7-25	7
	5-51	13	1574301	1-49	2	1578940	11-39	2		7-27	7
	5-53	16		1-51	2		11-49	9		7-35	7
1569079	2-5	1	1578665	11-11	5	1578943	11-39	4		7-37	7
	4-3	1	1578671	11-9	11	1578978	8-7	11		7-39	7
1569465	1-85	7		11-11	11	1578981	8-7	14	1581109	7-35	15
	1-86	4	1578672	11-9	7	1579028	10-17	19		7-37	15
	1-87	4		11-11	12	1579116	1-55	2		7-39	15
	5-39	10	1578673	11-9	6		1-61	28	1581313	6-88	29
	5-42	10		11-11	6	1579412	15-9	2	1581315	6-88	29
	7-3	7	1578693	11-9	11	1579454	8-9	28	1581438	5-3	4
	7-5	13		11-11	11		10-7			5-5	4
1569602	11-39	20	1578705	11-39	16	1579455	8-9	14		5-7	8
	11-45	11		11-41	5		10-7		1581439	5-3	5
1569616	10-11	9	1578707	11-31	3	1579908	9-9			5-5	5
	10-13	19		11-42	4		9-11			5-7	9
	15-27	10		11-45	7	1580093	1-12	44		5-9	6
	15-29	10	1578711	11-51	2	1580097	11-39	99	1581441	4-29	2
	15-31	10		11-52	2	1580131	11-42	10	1581534	11-9	8
	15-33	10		11-55	2		11-57	3		11-11	
	15-35	10	1578712	11-42	3	1580146	11-31		1581536	11-9	3
	15-37	10		11-47	5	1580147	11-41	4		11-11	4
1569768	7-29	10		11-49	13	1580148	11-31		1581537	11-9	8
1569912	8-7	15	1578713	11-39	1	1580155	11-42	2		11-11	
1569913	8-7	15		11-41	13	1580156	11-42	2	1581556	13-7	20
1569914	8-7	15		11-51	6	1580426	9-21	4	1581557	5-47	23
1569915	8-7	15		11-52	7	1580427	9-21	3		5-53	23
1569973	6-84	15		11-55	7	1580652	1-7	3		12-3	18
	6-89	41	1578714	11-55	3	1581079	1-11	36		12-7	15
1570298	10-3	30	1578746	11-31	7	1581098	7-25	8		13-13	19
	10-15	17		11-42	1		7-27	8		14-3	20
1570300	10-5	37	1578747	11-31	2		7-35	8		14-16	23
	10-17	27		11-39	18		7-37	8	1581559	13-13	10
1570327	6-45	6	1578748	11-31	2		7-39	8		14-12	33
1570339	11-15	2		11-39	18	1581099	7-25	9	1581566	12-3	19
1570340	11-15	4	1578875	11-47	9		7-27	9		12-7	5
1570347	11-15	12		11-49	8		7-35	9		12-17	17
1570360	7-31	27	1578882	11-51	8		7-37	9		13-7	5
1571029	1-71	28		11-52	5		7-39	9		14-3	19
1571628	1-81	1		11-55	5	1581100	7-25	10		14-15	14
1572388	2-19		1578883	11-49	3		7-27	10		14-27	3
1572594	2-33	4		11-51	7		7-35	10		14-28	46
1572596	2-33	4		11-52	4		7-37	10	1581567	1-18	3
1572598	2-33	4		11-55	4		7-39	10		13-13	16
1573179	2-35	37	1578887	11-51	3	1581106	7-35	22		14-28	53
1573549	6-13	14	1578888	11-47	8		7-37	20	1581579	5-47	39
	6-15	14	1578889	11-49	5		7-39	21		5-51	12
	6-27	5		11-51	9	1581107	7-25	18		5-53	39
1573568	2-23	5		11-52	6		7-27	18		14-12	

NUMERICAL INDEX (continued)

PART NO.	PAGE	ITEM	PART NO.	PAGE	ITEM	PART NO.	PAGE	ITEM	PART NO.	PAGE	ITEM
1581580	14-28	41	1581861	11-39	12		1-12	43		4-7	9
1581581	12-17	16	1581862	11-47	6		1-12	43	1585575	10-3	24
	14-28	45	1581887	5-47	26		1-18	1		10-5	24
1581582	12-17	14		5-53	26		1-49	3		10-15	14
1581583	5-47	4	1581888	5-47	21		1-49	20		10-17	14
	5-51	4		5-53	21		1-51	3	1585581	1-7	10
	5-53	4	1581898	5-47	3		1-51	20	1585590	1-7	18
	12-17	11		5-51	3		1-55	15	1585592	1-7	37
	14-28	23		5-53	3		2-3	11	1585750	7-33	5
1581587	13-13	18	1582072	1-11	22		2-5	10	1586013	5-15	1
1581590	13-14	30	1582078	2-7	17		2-7	10		5-47	41
1581591	12-17	8	1582141	15-8	2		4-3	13		5-51	30
	14-11	13	1582150	6-8	18		4-5	13		5-53	41
	14-28	29	1582151	6-7	12		5-3	12		11-59	3
1581592	11-59	14	1582160	11-3	9		5-5	13	1586022	5-47	32
1581733	5-47	35		11-5	10		5-7	14		5-53	32
1581739	5-47	34	1582161	11-3	10		5-9	10	1586109	9-2	4
1581741	13-19	14		11-5	9		6-41	26		9-3	4
1581827	13-13	15	1582222	2-9	15		11-23	7	1586428	6-39	16
	14-11	12		2-11	17		11-25	3		6-41	16
	14-28	38		3-5	12		11-27	7	1586430	15-11	4
1581828	13-13	7		3-7	12		11-29	3	1586432	1-17	4
1581829	13-7	14		4-7	14		15-8	6	1586440	1-101	14
1581830	13-20	25	1582300	5-35	16		15-9	3	1586495	1-5	11
	14-28	52		5-37	32		15-11	3		1-11	6
1581833	15-39	7	1582301	5-35	15		15-13	2		6-39	18
	15-41	5		5-37	31	1583732	8-5	6		6-41	18
1581835	11-9	10	1582337	6-11	22	1583915	10-21	2		6-41	21
	13-7	19	1582370	1-7	19	1584083	5-51	10	1586627	11-17	10
1581836	12-7	2	1582442	6-11	3		5-53	10		11-23	22
1581841	13-13	20	1582464	1-5	16	1584632	1-37	9		11-25	13
1581842	13-20	19		5-37	15		1-45	9		11-27	23
1581848	5-47	31		6-8	31	1584638	1-37	11		11-29	14
	5-53	31		6-11	2		1-45	11	1586629	1-18	4
	11-59	12		6-13	4	1584643	1-41	2	1586630	1-17	2
1581849	11-59	12		6-13	4	1584690	8-13	15	1586759	6-39	15
	13-7	11		6-15	6		8-27	11		6-41	15
	13-13	11		6-23	3		8-47	7	1586790	15-5	7
	13-20	30		6-29	3	1584693	9-19	3	1587778	6-49	39
	14-12	25		6-36	7	1584694	8-39	3		6-55	39
	14-28	39		6-43	9		8-40	3		6-61	32
1581852	1-29	10		6-45	10		8-43	3		6-61	44
	1-33	12		15-7	9		8-47	2		6-67	32
	1-42	28	1582465	6-13	6	1584695	8-39	3		6-67	44
	11-59	13		6-15	7		8-40	3		6-73	32
	13-7	12	1582484	6-91	10		8-43	7		6-73	44
	13-14	33	1582486	6-91	11	1584987	11-9	8		6-79	39
1581854	15-39	8	1583169	8-13	6		11-11		1588247	1-11	19
	15-41	4		8-27	6	1585073			1588507	2-5	8
1581858	9-9	37		8-47	6	1585074				2-7	8
	11-45	10	1583611	1-5	5	1585075				4-3	11
1581860	11-41	9		1-7	34	1585212	2-9	1	1588508	2-3	9

NUMERICAL INDEX (continued)

PART NO.	PAGE	ITEM	PART NO.	PAGE	ITEM	PART NO.	PAGE	ITEM	PART NO.	PAGE	ITEM
1588577	10-11	22	1589815	8-17	1		8-33	8	1589880	8-25	18
	10-13	26	1589816	8-17	2	1589842	8-19	9		8-37	18
1588583	6-41	25		8-31	2		8-33	9	1589881	8-25	19
1588833	1-85	4	1589817	8-17	3	1589843	8-19	10		8-37	19
	1-86	5		8-31	3		8-33	10	1589886	8-25	20
	1-87	5	1589818	8-17	4	1589844	8-19	11		8-37	20
1589195	15-7	2		8-31	4		8-33	11	1589887	8-25	20
1589312	2-11	9	1589819	8-17	5	1589845	8-19	12		8-37	20
	3-5	23		8-31	5		8-33	12	1589924	8-25	22
	3-7	23	1589820	8-17	6	1589846	8-19	13		8-37	22
				8-31	6		8-33	13	1590033	10-3	33
1589377	1-103	4		8-31	6		8-20	1		10-5	39
1589397	1-103	5	1589821	8-17	6	1589847	8-20	1		10-15	33
1589437	1-103	6		8-31	6		8-34	1		10-17	38
1589621	6-25	2	1589822	8-17	6	1589848	8-20	2			
1589635	4-7	24		8-31	6		8-34	2	1590145	1-11	37
1589787	1-49	5	1589823	8-17	6	1589849	8-20	3	1590147	1-12	48
	1-51	5		8-31	6	1589850	8-20	4	1590152	1-3	9
1589789	8-15	1	1589824	8-17	6		8-34	4	1590153	1-3	10
1589790	8-29	2		8-31	6	1589851	8-20	5	1590204	8-17	1
1589791	8-15	3	1589825	8-17	6		8-34	5		8-31	1
1589793	8-15	5		8-31	6	1589852	8-20	6	1590206	8-17	1
	8-29	5	1589826	8-17	6	1589853	8-20	7		8-31	1
				8-31	6		8-34	7	1590279	1-3	7
1589794	8-15	6		8-31	6		8-23	3	1590280	1-3	8
1589795	8-15	7	1589827	8-17	6	1589854	8-23	3	1590839	7-28	13
1589796	8-29	6		8-31	6	1589856	8-23	7	1590865	7-28	10
1589797	8-15	8	1589828	8-17	6	1589857	8-23	8	1590866	7-28	11
	8-29	7		8-31	6		8-35	8	1590917	2-7	1
1589798	8-15	10	1589829	8-17	7	1589860	8-23	10	1590918	2-7	1
	8-29	9		8-31	7		8-35	10	1591454	6-8	30
1589799	8-15	12	1589830	8-17	8	1589861	8-23	11	1592071	6-25	7
1589801	8-15	14		8-31	8		8-35	11	1592853	12-7	9
	8-29	13	1589831	8-17	9	1589867	8-25	5		14-15	16
				8-31	9		8-27	10	1593331	6-11	12
1589803	8-15	16		8-31	9		8-37	5	1593356	2-3	4
1589804	8-15	17	1589832	8-17	10		8-37	6	1593391	5-25	22
1589805	8-15	18		8-31	10	1589868	8-25	6	1593629	1-59	
	8-29	17	1589833	8-19	1		8-37	6		1-62	
1589806	8-15	15		8-33	1	1589869	8-37	7	1594055	6-8	33
	8-29	14	1589834	8-19	2	1589870	8-25	8	1594057	2-7	3
1589807	8-15	13		8-33	2		8-37	8	1595425	7-25	
	8-29	12	1589835	8-19	4	1589872	8-25	10		7-27	
1589808	8-15	19		8-33	4	1589873	8-25	11		7-35	
	8-29	18	1589836	8-19	4		8-37	11		7-37	
1589809	8-29	19		8-33	4	1589874	8-25	12		7-39	
1589810	8-29	20	1589837	8-19	4		8-37	12			
1589811	8-15	20		8-33	4	1589875	8-25	13			
	8-29	21	1589838	8-19	4		8-37	13	1595427	7-39	20
1589812	8-15	21		8-33	4	1589876	8-25	14	1595428	7-39	20
	8-29	22	1589839	8-19	6		8-37	14	1595429	7-37	21
1589813	8-15	22		8-33	6	1589878	8-25	16	1595430	7-35	20
	8-29	23	1589840	8-19	7		8-37	16	1595731	6-25	8
1589814	8-15	23		8-33	7	1589879	8-25	17	1596420	14-28	19
	8-29	3	1589841	8-19	8		8-37	17	1596624	1-11	10

NUMERICAL INDEX (continued)

PART NO.	PAGE	ITEM	PART NO.	PAGE	ITEM	PART NO.	PAGE	ITEM	PART NO.	PAGE	ITEM
	1-23	3		1-61	25	1599448	4-15	9	1599521	4-11	21
1596625	1-11	33	1598392	1-59	5		4-21	4	1599522	4-11	43
	1-23	4	1598393	1-59	3		4-29	4	1599523	4-11	42
1597051	1-12	45		1-61	16		4-31	10	1599525	4-11	11
1597070	1-12	46	1598394	1-59	4		4-31	11	1599526	4-11	12
1597381	11-59	14		1-61	15	1599449	4-15	7	1599528	4-11	14
1597448	13-19	6	1598395	1-59	14	1599451	4-15	4	1599529	4-11	22
	14-27	2	1598397	1-59	20	1599454	4-15	13	1599530	4-11	23
	14-29	62	1598398	1-61	3	1599455	4-15	14	1599531	4-11	24
1597644	5-29	4	1598399	1-61	8	1599458	4-15	15	1599532	4-11	25
1597709	4-29	6	1598400	1-61	10		4-19	9	1599533	4-11	26
1597710	4-29	8	1598401	1-61	9		4-21	7	1599534	4-11	27
1597765	2-7	1	1598404	1-61	21	1599459	4-19	1	1599535	4-11	28
1597766	2-7	1		1-63		1599460	4-19	2	1599536	4-11	29
1598209	1-71	20	1598408	1-61	27	1599461	4-19	3		4-11	32
1598210	1-71	11	1598409	1-61	30	1599462	4-19	15	1599537	4-11	30
1598211	1-71	12	1598410	1-61	31	1599463	4-11	6		4-11	33
1598220	1-5	13	1598411	1-61	14		4-19	16	1599538	4-11	31
1598290	1-71	5	1598412	1-61	26	1599464	4-11	7	1599539	4-11	34
	1-79		1598414	1-62	41		4-19	17	1599540	4-11	35
1598291	1-71	23	1598417	1-59	1	1599465	4-19	12	1599541	4-11	36
1598293	1-71	1	1598420	1-81	3	1599466	4-19	10	1599542	4-11	37
1598294	1-71	17	1598421	1-81	4	1599467	4-19	13	1599543	4-17	2
	15-13	11	1598422	1-81	9	1599468	4-15	16	1599544	4-11	8
1598295	1-71	6	1598424	1-81	13		4-31	8	1599545	4-11	1
1598296	1-71	3	1598425	1-81	14	1599469	4-15	17	1599546	4-11	2
1598297	1-71	2	1598427	1-81	18	1599470	4-12	46	1599547	4-11	3
1598298	1-71	18	1598504	1-29	19		4-19	5	1599548	4-11	4
	15-13	9		1-33	29		4-25	7	1599549	4-11	5
1598299	1-71	19		1-41	24		4-31	5	1599550	4-11	9
	15-13	10	1598660	14-11	6	1599471	4-19	8	1599552	4-11	40
1598301	1-71	26	1598668	1-55	14	1599472	4-19	7	1599553	4-11	38
1598302	1-71	25	1598669	1-61	24	1599473	4-19	4	1599555	4-12	47
1598305	1-101	12	1598670	1-62		1599475	4-17	3	1599556	4-17	1
1598322	1-101	12	1598671	1-63	3		4-19	11	1599557	4-11	39
1598324	1-101	12	1598672	1-63	2	1599476	4-19	6	1599559	4-17	4
1598326	1-101	12	1598673	1-63		1599478	4-19		1599560	4-17	5
1598327	1-55	18	1598674	1-63	1		4-21		1599561	4-17	6
	1-62	37	1598675	1-63	4	1599479	4-21	1	1599562	4-17	7
	1-86	1	1599415	1-5	10	1599480	4-21	2	1599563	4-17	8
	1-87	1		1-49	14	1599481	4-21	3	1599565	4-17	10
1598329	1-55	11		1-51	14	1599483	4-21	5	1599567	4-17	11
	1-57	13		1-69	5	1599485	4-21	8	1599568	4-17	12
1598332	1-55	3	1599440	4-15	1	1599486	4-12	45		4-25	7
	1-57	3	1599441	4-11	13	1599487	4-12	44	1599569	4-25	1
1598333	1-55	1		4-15	2	1599488	4-11	10	1599570	4-25	2
	1-57	1	1599442	4-15	3	1599489	4-11	15	1599571	4-25	3
	6-41	7	1599443	4-15	12	1599516	4-11	16	1599572	4-25	4
1598389	1-59	15	1599444	4-15	5	1599517	4-11	17	1599573	4-25	5
	1-61	2	1599445	4-15	8	1599518	4-11	18	1599574	4-25	6
1598390	1-59	13		4-31	12	1599519	4-11	19		4-27	11
	1-59		1599446	4-15	6	1599520	4-11	20	1599576	4-25	9

NUMERICAL INDEX (continued)

PART NO.	PAGE	ITEM	PART NO.	PAGE	ITEM	PART NO.	PAGE	ITEM	PART NO.	PAGE	ITEM
1599578	4-25	11	1599825	5-29	15		4-29			5-22	8
1599579	4-25	8	1599826	5-29	14		4-31		1605467	2-13	9
	4-29	5	1599827	5-29	13		5-29		1605768	6-27	7
1599580	4-25	14	1599828	5-29	8	1599907	5-29	26		11-17	14
1599581	4-25	13	1599829	5-29	9	1599908	5-29	27	1606085	10-7	
1599582	4-25	12	1599830	5-29	12	1599909	5-29	21	1606086	10-7	
1599583	4-27	9	1599831	5-29	11	1599910	5-29	23	1606087	10-7	1
1599584	4-27	10	1599832	5-29	10	1599911	5-29	22	1606088	10-7	1
1599585	4-27	12	1599833	5-27	1	1599912	5-29	25	1606532	8-11	
1599586	4-27	13	1599834	5-27	2	1599913	5-29	24	1606544	6-13	13
1599588	4-27	16	1599835	5-27	3	1600086	4-29	1		6-15	13
1599589	4-27	15	1599836	5-27	4	1600093	5-29	4		6-27	4
1599590	4-27	14	1599837	5-27	5	1600273	4-11	10		6-39	11
1599591	4-27	18	1599839	5-27	7	1600275	4-27	9		10-21	15
1599592	4-27	1	1599841	5-27	9	1600276	4-27	1		15-27	15
1599593	4-27	2	1599842	5-27	10	1600277	4-27	2		15-29	15
1599594	4-27	4	1599843	5-27	11	1600278	4-27	1		15-31	15
1599595	4-27	3	1599845	6-7	1	1600279	4-27	2		15-33	15
1599596	4-27	5	1599847	6-7	1	1600491	10-7	20		15-35	15
1599597	4-27	6	1599848	6-7	1	1600492	10-7	20		15-37	15
1599598	4-27	8	1599850	6-7	1	1600493	10-7	27	1606659	1-7	24
1599600	4-27	1	1599851	6-7	1	1600539	8-13	4	1606735	6-13	15
1599601	4-27	2		6-7	1		8-27	9		6-15	15
1599604	4-31	1	1599853	6-7	1	1601748	1-101	13		6-27	6
1599605	4-31	3	1599855	6-7	1	1602394	15-5		1606750	9-3	7
1599606	4-31	2	1599860	6-7	1	1602395	15-5		1606855	13-19	1
1599607	4-31	4	1599861	6-7	1	1602431	6-57	63	1607549	6-84	20
1599610	4-31	7	1599862	6-7	1		6-69	60	1608589	6-39	8
1599611	4-31	9	1599863	6-7	1		6-74	59	1608590	6-39	9
1599612	4-31	10	1599864	6-7	1		6-81	63	1608591	6-41	8
1599613	4-31	13	1599865	6-7	1	1603021	6-27	3	1608592	6-41	12
1599616	4-31	14	1599866	6-7	1		6-84	19	1608616	5-29	2
1599793	4-31	15	1599867	6-7	1		6-95	13	1608617	5-29	2
1599797	4-29	12	1599869	6-16	1		6-99	9	1608622	9-2	2
1599798	4-29	9	1599870	6-16	7		6-103	13		9-3	2
1599800	4-29	7	1599873	6-16	1		6-107	15	1608654	6-39	7
1599801	4-29	10	1599874	6-16	1		6-123	6		15-13	12
	5-27	8	1599875	6-16	1		6-125	6	1608857	6-43	14
1599802	4-29	14	1599876	6-16	1		6-125	9	1608876	1-7	14
1599803	4-29	11	1599877	6-16	1	1603236	6-27	3	1608877	1-7	15
1599804	4-29	1	1599878	6-16	1		6-95	13	1608879	1-7	17
1599807	4-29	13	1599879	6-16	1		6-99	9	1609706	1-11	27
1599815	4-29	1	1599893	6-16	2		6-103	13	1609707	1-11	24
1599818	4-11	41	1599894	6-16	3		6-107	15		1-23	5
	5-29	5	1599895	6-16	5		6-123	6	1609708	1-11	26
1599819	5-29	7	1599896	6-16	6		6-125	6		1-23	6
1599820	5-29	6	1599897	6-16	4		6-125	9	1609709	1-11	25
1599821	5-29	17	1599898	4-12		1603487	8-44	1		1-23	7
1599822	5-29	18		4-15		1603488	8-44	1	1609864	15-17	2
	5-29	20		4-17		1603491	9-19	1	1610506	8-23	4
1599823	5-29	19		4-19		1603493	9-21	1	1610508	8-23	9
1599824	5-29	16		4-21		1603857	5-21	10		8-35	9

NUMERICAL INDEX (continued)

PART NO.	PAGE	ITEM	PART NO.	PAGE	ITEM	PART NO.	PAGE	ITEM	PART NO.	PAGE	ITEM
1610510	8-23	12		1-51	12	1622236	4-3	6		6-73	28
	8-35	3	1614687	1-49	12	1622272	4-5	6		6-73	34
1610512	8-23	5		1-51	12	1622887	7-33	30		6-75	60
	8-35	5	1614770	5-17	3	1622946	13-16	14		6-79	30
1610514	8-23	6	1614926	1-55	19		14-23	7		6-79	32
	8-35	6	1615149	1-41	4	1623093	2-13	7		6-79	37
1610516	8-23	1	1615163	6-25	9		4-23	17		6-80	55
	8-35	1	1615671	5-47	30	1623280	6-123	1	1627172	1-69	
1610521	8-23	2		5-53	30		6-125	4	1627173	1-69	3
	8-35	2	1615804	7-33	23	1623281	6-123	1	1627174	1-69	1
1610522	8-19	3	1615813	1-79	16		6-125	4	1627175	1-69	2
	8-33	3	1615956	5-47	27	1623364	1-71	10	1627176	1-69	
1610746	7-28	4		5-51	18		1-81	8	1627177	1-69	3
1610975	6-89	41		5-53	27	1623366	1-71	27	1627178	1-69	1
1611535	8-13	4	1615998	1-79	17	1623370	1-81	10	1627179	1-69	2
	8-27	9	1615999	1-79	18	1623377	1-71	33	1627180	1-69	
1611852	4-3	11	1616054	10-11	14	1623391	1-59	7	1627453	7-33	31
	4-5	11	1616379	1-7	4		1-61	7	1627465	7-33	24
1612234	8-13	11	1616427	4-29	3	1623393	1-59	8	1627827	5-47	30
1612617	1-87	12	1616480	1-15	8		1-61	11		5-53	30
1613324	6-39	7		1-23	8	1623396	1-81	19	1629155	11-45	10
	6-41	10	1616481	1-15	10	1623400	1-61	19	1629185	15-17	1
	10-11	24		1-23	9	1623402	1-63		1632741	7-21	3
	10-13	23	1616484	1-15	5	1624018	1-7	9		7-31	37
	11-17	20		1-23	10	1624401	7-21	2	1632865	6-51	61
1613375	8-25	1	1616485	1-15	7		7-31	36		6-60	22
	8-37	1		1-23	11	1624406	7-31	35		6-62	51
1613376	8-25	2	1616491	5-31	8	1624408	7-33	27		6-62	53
	8-37	2	1616498	15-13	8	1624529	15-13	4		6-62	58
1613377	8-25	3	1616501	15-13	1		15-13	16		6-72	22
	8-37	3	1616540	15-13	5	1624727	2-13	4		6-74	51
1613378	8-25	4	1616541	15-13	6	1624904	11-3	13		6-74	53
	8-37	4	1616544	15-13	17	1625760	4-3	6		6-74	58
1613379	8-25	7	1616546	15-13	3	1625999	2-13	15	1633307	2-3	19
1613380	8-25	9	1616548	15-13	15		3-11	4		2-5	16
	8-37	9	1616549	15-13	18	1626461	14-28	51		2-7	18
1613381	8-25	15	1616550	15-13	21	1626478	6-25	11		3-53	8
	8-37	15	1616552	15-13	23	1626727	6-49	30		4-3	16
1613382	8-25	21	1616555	15-13	22		6-49	32		4-5	16
	8-37	21	1616556	15-13			6-49	37	1634047	6-39	10
1613383	8-13	14	1616557	15-13	7		6-50	55	1634451	8-9	6
	8-27	10	1616979	7-3	6		6-55	30	1636120	1-29	19
	8-47	3		7-5	12		6-55	32		1-33	29
1613386	8-13	14		7-7	12		6-55	37		1-41	24
	8-27	10	1617080	6-11	4		6-56	55	1636410	3-5	3
	8-47	3	1617657	11-17	1		6-61	26		3-7	3
1613734	1-49	22		13-20	18		6-61	28	1636626	7-33	6
	1-51	22	1617658	13-19	3		6-61	34	1636630	7-31	1
1613749	5-47	36	1618311	8-9	21		6-67	26	1636640	7-31	21
1613755	5-47	37	1618992	1-15	13		6-67	28	1636645	7-19	5
1614672	8-9	6	1620023	10-18			6-67	34		7-31	14
1614686	1-49	12	1620024	10-18			6-73	26	1636647	1-49	

NUMERICAL INDEX (continued)

PART NO.	PAGE	ITEM	PART NO.	PAGE	ITEM	PART NO.	PAGE	ITEM	PART NO.	PAGE	ITEM
	1-51			15-27	14		5-19	8		15-2	1
1636797	5-5	16		15-29	14	1650522	6-88	26	1652305	2-19	
	5-7	3		15-31	14	1650523	6-88	26		2-21	
1636853	1-49	9		15-33	14	1650640	1-47	17		2-23	
	1-51	9		15-35	14	1650662	2-9	8		2-24	
1637285	1-41	5		15-37	14	1650757	5-19	15		2-27	
1637398	8-13	13	1644804	1-75	9	1650758	5-12	1		2-29	
1638793	7-31	7		1-77	5		5-19	2		2-31	
1639003	1-71	7	1644915	8-39	1	1650760	5-19	4		2-33	
1639004	1-55	4		8-40	1	1650761	5-19	9		2-35	
	1-57	7		8-47	1	1650762	5-17	14	1652334	2-23	9
1639113	15-13	14	1645315	1-71	17		5-19	16	1652426	1-61	1
1640573	7-31	38		15-13	11	1650763	5-21	11	1652457	6-5	16
1640776	1-18	3	1645316	1-71	6	1650764	5-12	6	1652458	6-5	15
1641054	1-81	17	1645317	1-71	6		5-21	6	1652459	6-5	17
1641351	8-9	25	1645381	10-15	24		5-22	1	1652460	6-5	
1641368	6-11	17	1646397	10-15	24	1650766	5-21	9	1652461	6-5	13
1641494	1-62	35	1646439	10-15	24	1650767	5-21	14	1652462	6-5	12
1641637	1-79	4		10-17	30	1650769	5-21	3	1652467	6-5	8
1641640	1-75	11	1646456	6-17	5	1650770	5-21	5	1652468	6-5	9
	1-77	7	1646726	1-57	5	1650772	5-21	13	1652469	6-5	10
	1-79	5	1646728	1-57	17	1650773	5-21	16	1652470	6-5	11
1641660	1-49	1	1646729	1-57	2	1650777	5-21	8	1652471	6-5	3
	1-55			1-61	28		5-22	7	1652473	6-5	6
	1-69		1646881	7-31	3	1650778	5-21	6	1652575	7-31	24
	1-71			7-33	2		5-22		1652722	1-49	1
	1-81			7-39		1650779	5-17	2		1-55	
1641932	6-87	15	1646882	7-31	4	1650780	5-17	1		1-59	
	6-87	16		7-35		1650781	5-12	11		1-61	
	6-87	17	1646883	7-31	5		5-17	5		1-71	
	6-88	18		7-37		1650784	5-12	9		1-81	
1641934	6-89	44	1647478	15-13			5-17	8	1652926	8-5	18
1641935	6-87	12	1649565	5-47	6	1650785	5-17	7	1653508	6-87	1
1641937	6-88	25		5-51	8	1650789	5-17	15		6-88	30
1641938	6-88	25		5-53	6	1650791	5-17	6	1653510	6-89	39
1641944	6-84	16	1649733	1-3	1	1650797	6-83	9	1653569	4-23	10
	6-88	26	1649734	1-3	1		6-85	27	1653630	1-71	7
1641945	6-84	16	1649735	1-3	1		6-87	1	1653754	7-31	15
	6-88	26	1649736	1-3	1		6-88	30	1653815	7-33	39
1641947	6-84	16	1650400	5-19	5	1650819	7-28	7	1653900	5-17	13
	6-88	27	1650402	5-19	7		7-31	42		5-21	20
1641948	6-89	40	1650403	5-19	19	1650870	5-21	15	1653901	5-17	9
1641949	6-84	20	1650404	3-35	9	1651739	1-59	9	1653902	5-21	18
	6-89	39		5-12	10		1-59	15	1653904	5-17	10
1641950	6-89	39		5-19	13		1-81	19	1653967	1-59	2
1641952	6-89	39		5-38	1	1651750	7-39	3		1-75	
1643584	1-55	16	1650405	5-19	11	1651752	7-35	3	1653970	1-61	17
	1-62	36	1650407	5-19	12		7-37	3		1-77	
1643936	6-11	18	1650504	5-19	14	1651753	7-35	2	1653972	1-61	4
1643947	1-3	5	1650506	5-12	5	1651814	1-59	1	1653973	1-59	16
1644398	6-39	12		5-19	17	1652290	6-39	6	1654013	6-39	6
	11-5	24	1650507	5-12	3		6-41	28		6-41	28

NUMERICAL INDEX (continued)

PART NO.	PAGE	ITEM	PART NO.	PAGE	ITEM	PART NO.	PAGE	ITEM	PART NO.	PAGE	ITEM
	15-2		2-5	17			11-27	5	1678166	11-57	
1654156	5-35	7	2-7	19		1670905	10-15	38	1682752	5-51	31
	5-37	26	3-53	15			10-17	44		5-53	40
1654298	1-62		4-3	21		1672560	1-7	20	1682758	5-47	40
1654411	5-35	3	4-5	21		1672692	6-11	35	1682881	5-19	20
1654651	7-19	23	1664395	11-49	6	1672722	1-15	6	1682882	5-19	21
	7-31	11		11-51	1		1-23	12		5-21	7
1654754	5-35	5		11-52	1	1672723	1-15	9	1682883	5-19	24
	5-37	24		11-55	1		1-23	13	1683428	1-51	1
1655865	1-47	3	1665205	7-28		1672724	1-15	23		1-53	
	1-47	12		7-31	26		1-23	14		1-57	
1655880	7-19	21	1665746	11-25	1	1672800	5-21	8		1-59	
1656059	6-87	11	1665747	11-29	1	1673198	3-53	29		1-61	
1656060	6-88	19	1665748	11-27	1		7-3	13		1-71	
1656209	11-39	11	1666732	1-7	2		7-11	11		1-81	
1656215	15-11	2	1667630	1-71	20		7-13	11	1683486	10-3	17
1656216	15-11	2	1667632	1-72		1673754	11-34	7		10-5	17
1656325	5-47	5	1669224	1-71	17		11-37	4		10-15	4
	5-51	7	1670032	15-51	6		15-51	5		10-17	4
	5-53	5		15-53	5		15-53	4		10-21	3
1656333	8-5	8	1670054	11-31		1674030	1-7	33	1683529	11-33	1
1656901	5-47	10		11-39	14	1674073	1-61	22	1683621	11-33	2
1657226	8-13	10		11-41		1674088	1-71	33	1684389	7-21	24
	10-21	12	1670194	11-23	1	1674101	1-71	8	1684487	11-37	6
1657796	15-15		1670195	11-23	14	1674102	1-57	16	1684542	6-13	9
1658075	6-25	12	1670196	11-27	13	1674103	1-57	12	1687035	2-23	4
1658142	11-47	6	1670292	11-25	4		1-59	17		2-36	4
1658934	15-19	4	1670293	11-29	4	1674106	1-57	20	1687184	5-12	12
	15-21	4	1670332	10-18	1	1674109	1-62			5-17	11
	15-23	6	1670334	10-18	2		1-71		1687376	5-48	
	15-24	4	1670413	11-33	4	1674131	1-7	30		5-51	
1658945	15-15		1670421	1-79	10	1675647	7-21	26		5-53	
1659004	15-15		1670422	1-79	19		7-23		1687377	5-48	
1659013	15-15		1670423	1-79	13	1676323	7-19	9		5-51	
1660415	14-11	7	1670424	1-79	3		7-25		1687534	11-51	14
1660500	7-19	24	1670425	1-79	11	1676324	7-19	8		11-52	2
	7-28	7	1670426	1-79	14		7-27		1687933	5-10	5
	7-31	42	1670427	1-79	6	1676326	7-23	3	1688200	1-53	10
1661511	1-47	2	1670428	1-79	7	1676327	7-23	2	1688435	7-19	3
	1-47	11	1670429	1-79	8	1676328	7-23	7	1688503	10-3	16
1661971	1-67	5	1670430	1-79	20	1677286	1-29	26		10-5	16
1662253	5-15	22	1670434	11-31			1-33	15		10-15	2
	5-41	3		11-39	14		1-41	12		10-17	2
1662420	11-23	17		11-41		1677428	1-101	6	1688598	7-21	13
	11-25	10	1670440	1-79	15	1677793	5-3	2	1688719	5-47	30
	11-27	15	1670441	1-79	1		5-5	2		5-53	30
	11-29	11	1670442	1-79	9		5-11	2	1688803	5-47	42
1663443	1-27	1	1670443	1-79	2	1677833	5-3	20		5-51	27
1663450	1-27	1	1670444	1-79	12		5-5		1689241	6-87	15
1663460	1-27	1	1670445	11-39	14		5-11			6-87	16
1663467	1-27	1	1670522	11-39	8	1678165	11-34	6		6-87	17
1663877	2-3	20	1670677	11-23	5		11-37	6		6-88	18

NUMERICAL INDEX (continued)

PART NO.	PAGE	ITEM	PART NO.	PAGE	ITEM	PART NO.	PAGE	ITEM	PART NO.	PAGE	ITEM
1689242	6-87	15		6-55	42		1-39	8		6-35	12
	6-87	16		6-61	42		1-41	7	1705548	11-15	3
	6-87	17		6-67	42	1703893	1-29	5	1705878	1-15	11
	6-88	18		6-73	42		1-33	5		1-23	15
1689544	5-15	14		6-79	42		1-39	1	1705891	1-15	24
	5-41	4	1699992	10-3	4		1-41	8	1705892	1-15	24
	5-45	4		10-5	4	1703894	1-29	5	1707008	10-3	29
1689742	4-15	1		10-15	8		1-33	5	1707194	11-15	
1689744	4-12			10-17	8		1-39	4	1707341	4-23	11
	4-15		1700460	6-95	15	1703895	1-30			4-27	17
	4-17			6-95	17		1-34		1707678	1-11	23
	4-19			6-99	10		1-42			1-23	16
	4-21			6-99	12	1703896	1-30		1707826	4-21	6
	4-29			6-103	14		1-34		1708054	11-57	2
	4-31	17		6-103	15	1703898	1-29	2	1708364	15-21	12
	5-29			6-107	16		1-33	2		15-21	12
1689747	4-25	15		6-107	17	1703899	1-29	3		15-23	13
	5-29	1	1700461	6-95	15		1-33	3		15-23	13
1690075	1-51	24		6-95	17		1-41	5	1708371	2-9	13
1690931	1-59	1		6-99	10	1703900	1-29	1		2-11	30
1690932	1-61	1		6-99	12		1-33	1		4-7	13
1690933	1-71	18		6-103	14		1-41	5	1708457	4-25	15
1690934	1-71	19		6-103	15	1703901	1-29	2		5-29	1
1690936	1-57	6		6-107	16		1-33	2	1708596	11-15	
1691216	1-12	44		6-107	17	1703902	1-29	3	1708700	11-15	1
1691525	7-3	12	1701768	10-3	18		1-33	3	1708834	1-12	50
	7-5	9		10-5	18		1-41	5		1-23	17
	7-7	9		10-21	5	1703903	1-29	1	1708835	1-12	51
	7-9	12	1701771	10-5	30		1-33	1		1-23	18
	7-11	13		10-17	25		1-41	5	1709587	6-33	8
	7-13	13	1701958	1-53	12	1703904	1-29	6		6-35	8
1691916	7-3	13	1701959	1-53	7		1-33	6	1709980	1-51	25
1692229	10-18	1	1701960	1-53	4	1704528	6-33	11	1709996	2-9	12
1692589	1-57	19	1701961	1-61	1		6-33	11		2-11	28
1693371	6-36	5	1701962	1-61	8		6-33	11		3-5	10
1694700	1-29	21	1701964	1-61	4		6-35	11		3-7	10
1694830	1-29	23	1701965	1-61	24		6-35	11		4-7	12
	1-33	26	1701967	1-61	21	1704529	6-33	13	1709997	5-31	1
	1-42	33		1-65			6-35	13	1710006	1-51	26
1695108	5-31	13	1702335	7-19	2	1704793	5-3		1720462	4-27	14
1695807	15-17	1	1702336	7-19	16		5-5		1720519	4-15	14
1696161	12-17	2	1702520	7-21	10		5-11		2013088	13-16	9
	14-11	14	1703607	10-15	34	1704901	10-5	25		14-24	9
	14-28	20		10-17	39		10-17	29	2013089	13-16	10
	14-29	63		10-18		1704902	10-3	25		14-23	8
1697665	7-16	1	1703644	7-21	5		10-15	19	2021341	10-3	1
1698449	6-33	9	1703890	1-37	8	1705156	1-55	11		10-5	1
	6-33	20		1-45	8		1-57	13	2021343	10-3	1
	6-35	9	1703891	1-37	1	1705200	6-88	25		10-5	1
	6-35	20		1-45	1	1705359	6-33	12	2021353	10-3	5
1698541	6-41	24	1703892	1-29	4		6-33	12		10-5	5
1699754	6-49	42		1-33	4		6-35	12		10-15	10

NUMERICAL INDEX (continued)

PART NO.	PAGE	ITEM	PART NO.	PAGE	ITEM	PART NO.	PAGE	ITEM	PART NO.	PAGE	ITEM
	10-17	10	2035276	6-89	44	2054879	2-3	1		13-7	10
2021394	2-9	4	2037323	10-7	21	2056822	6-39	1		14-15	18
	2-11	1	2037340	10-7	19		6-41	1	2062875	1-47	28
	3-5	22	2037341	10-7	22	2056823	6-39	1	2063117	9-9	
	3-7	22	2037343	10-7	7		6-41	1		11-31	8
	4-7	1	2037517	10-7	17	2056824	6-39	1	2063118	9-9	
2021395	1-3	6	2037518	10-7	17		6-41	1		11-31	8
	1-11	15	2038100	1-103	3	2056826	6-39	2	2063265	8-9	26
2021683	5-25	19	2041520	10-9	1		6-41	2	2063842	5-35	12
2022309	2-35	15	2043353	15-13	19	2056870	2-5	1		5-37	19
2022352	8-7	11	2043528	15-39	3	2057948	6-30	8	2063991	11-23	24
2022655	2-21	3		15-41	15	2058000	5-25			11-25	15
2026861	8-7	8		15-43	15	2058110	6-11	23		11-27	25
2027655	1-15	22		15-49		2058111	6-11	29		11-29	16
2027661	8-5	17	2043529	15-39	3	2058213	13-16	1	2064464	13-11	5
2027662	8-9	11		15-41	15	2058252	13-16	1	2064554	10-3	
2027663	8-9	7		15-43	15	2058326	13-16			10-5	
2027756	8-9	4		15-49		2058500	13-11	1		10-15	21
2027817	8-9	12	2043531	15-39	4		13-11	1		10-17	15
2027828	8-9	19		15-41	11	2058536	13-9	1	2064929	15-7	1
2027949	5-33	4		15-43	11		13-9	1	2065001	13-20	21
2028145	8-9	3	2043532	15-39	4	2058619	13-11			13-20	21
2028621	8-9	10		15-41	11	2058651	13-9		2065030	13-20	20
2028645	2-35	18		15-43	11	2058823	13-11			13-20	20
2028852	2-31	24	2043533	15-39	5	2058909	6-15	10	2065051	11-18	27
2028853	2-27	23		15-41	8		6-115		2065052	11-18	28
2028854	2-27	3		15-43	8	2059937	10-3	10	2065098	6-7	4
2028862	8-7	14	2043534	15-39	5		10-5	10		6-126	
2028927	2-19	7		15-41	8	2060032	6-30	6	2065211	13-19	4
2029081	2-19	12		15-43	8	2060033	6-30	11		13-19	4
2029082	2-27	16	2044370	11-61	4	2060198	6-15	10	2065241	13-19	8
2029084	2-27	2	2044371	9-17	9		6-111			13-19	8
2029086	2-27	24		11-63	5	2060422	13-9		2065666	1-15	21
2029095	2-31	3	2044712	1-55	1	2060555	6-85	28	2065667	1-15	4
2029096	2-31	27		6-19	1		6-89	45	2065745	6-11	19
2029097	2-31	28		6-41	7		6-118	1	2065796	1-15	18
2029098	2-31	25	2045024	2-35	6	2060751	11-3	5	2065797	1-15	17
2029100	2-29	9	2045025	2-35	34		11-5	5	2065826	1-15	15
2029101	2-29	11	2045026	2-35	36	2060957	2-11	26	2065827	1-15	16
2029102	2-29	12	2045029	2-33	12	2061333	6-83	7	2066482	6-30	5
2029103	2-29	21	2045030	2-33	10		6-83	12	2066483	6-30	4
2029105	2-35	28	2045033	2-33	9	2061646	11-17	17	2066484	6-30	12
2029106	2-35	24	2045034	2-33	8	2062651	12-7	3	2066485	6-30	3
2029107	2-35	20	2045036	2-27			13-7	8	2066629	6-5	14
2029108	2-35	10		2-35			14-15	19	2066783	11-17	4
2029112	2-35	14	2045319	2-35	23	2062652	12-7	3	2067044	9-21	2
2029116	2-35	33	2045321	2-21	26		13-7	8	2067045	9-21	6
2029120	2-35	17	2045872	12-9	3		14-15	19	2067396	5-33	7
2029383	8-11	5	2046164	14-19	3	2062686	12-7	6	2067476	5-3	18
2029436	8-5	14	2051128	2-27	22		13-7	10		5-5	20
2034347	1-27	2	2051129	2-27	4		14-15	18	2067800	11-9	
2034460	1-101	3	2053796	13-16		2062687	12-7	6	2067802	11-9	

NUMERICAL INDEX (continued)

PART NO.	PAGE	ITEM	PART NO.	PAGE	ITEM	PART NO.	PAGE	ITEM	PART NO.	PAGE	ITEM
2067962	8-5	16		9-22	3	2073495	11-18	29	2083971	10-11	14
	8-11		2070147	7-16	2	2073496	11-18	30	2084000	4-7	26
2067965	8-5	15		7-29	2	2073766	15-17	4	2084001	4-7	28
2068337	11-3	26	2070148	11-17	18	2074210	1-103	9	2084002	4-7	27
	11-15	13	2070223	1-5	17	2074230	11-9		2084312	4-19	
2068342	6-13	5	2070263	7-19	25	2074256	1-101	5	2084316	4-11	38
2068343	6-15	9		7-28	14	2074325	11-17	22	2084317	4-25	3
2068344	6-13	5		7-31	32	2074702	5-37	1	2084318	4-25	5
	6-15	9	2070512	6-83	7	2074789	2-7	1	2084322	4-27	10
2068378	4-17	9	2070561	6-39	24	2075120	8-7	4	2084448	5-27	1
	4-19	14		6-41	9	2075417	1-101	15	2084449	5-27	2
2069008	1-12	41	2070562	6-39	25	2075454	8-47	2	2084450	5-27	3
2069186	11-59	17		6-41	11	2075455	8-45	3	2084451	5-27	4
	11-63		2070563	6-39	24		8-47	2	2084452	5-27	5
2069187	11-59	15		6-39	25	2075614	1-101	16	2084453	5-27	6
	11-61		2070655	1-105		2075655	1-101	20	2084471	4-27	9
2069188	11-59	16		11-23	21		15-13		2085041	2-3	14
	11-61			11-25	9	2075783	5-5	7		2-5	20
2069189	11-59	18		11-27	22	2076171	1-101	17	2085042	2-7	13
	11-63			11-29	10	2076289	1-17	3	2085104	4-3	3
2069203	1-11	2	2070769	1-87	7	2076536	11-63	1		4-5	3
2069226	6-7	3	2070771	15-7	10	2076537	11-61	1	2085129	7-25	6
2069381	6-118	1	2070975	1-15	2	2076538	11-63	7		7-27	6
2069431	6-30	4	2070996	1-49		2076539	11-61	6		7-35	6
2069454	1-5	17	2071094	9-17	2	2076540	11-63	1		7-37	6
2069464	1-15	14	2071096	9-15	4	2076541	11-61	1		7-39	6
2069544	1-12	42		9-17		2076695	6-30	2	2085570	4-9	1
2069545	1-12	42	2071181	5-35	1	2076696	6-30	2	2085942	6-23	1
2069550	1-12	42	2071197	1-11	14	2077604	10-3	1		6-123	
2069688	4-5	4	2071198	1-11	9		10-5	1	2087191	6-7	9
2069951	2-17	5	2071261	1-15	3		10-15	24		6-91	
	3-9	8		5-3	16	2077818	14-19	3	2087209	1-21	1
	4-8	5		5-5	18	2077983	4-31	6	2087215	4-3	3
2069954	1-12	42		5-11	3	2078335	5-31	9	2087216	4-3	4
2070018	11-63	2	2071262	1-11	7	2078488	2-35	19	2087756	2-35	30
2070072	4-3	4	2071498	6-20	14	2078883	15-7	10	2087757	2-35	46
2070073	8-39	2	2071517	5-47	44	2078941	2-21	10	2088124	12-13	3
	8-43	2		5-51	35	2079281	6-29	4		12-13	3
2070074	8-39	2		5-53	44	2079326	6-13	12	2088675	2-3	15
	8-43	6	2071595	1-15	19		6-15	12		2-5	21
2070075	8-40	2	2071596	1-15	19		6-27	1	2088676	2-7	14
	8-43	2	2072300	5-15	8	2079369	9-3	6	2089141	4-3	1
2070076	8-40	2	2072897	10-11	11	2079843	6-29	15	2089895	3-5	1
	8-43	6		10-13	10	2080376	5-31	7		3-7	1
2070077	8-44	2	2072918	2-13	3	2081840	5-25	18	2090361	5-15	12
2070078	8-44	2	2073024	4-7		2081868	1-62	40	2090613	6-11	1
	8-45	3	2073087	14-19	3	2082680	1-101	15		6-19	
2070079	8-44	2		14-19	3	2082929	2-35	42	2090661	6-11	6
2070080	8-44	2		14-19	3	2083928	10-11	10	2091232	2-36	2
	8-45	3	2073159	13-9	7		10-13	20	2092338	3-7	2
2070081	9-19	2		13-11	6	2083955	10-11	19	2092548	4-15	10
2070083	9-19	6	2073198	1-101	1		10-13	22	2092549	4-15	10

NUMERICAL INDEX (continued)

PART NO.	PAGE	ITEM	PART NO.	PAGE	ITEM	PART NO.	PAGE	ITEM	PART NO.	PAGE	ITEM
2092550	4-27	7	2099950	1-33	18		7-13	6		6-83	12
2092551	4-27	7		1-41	22	2110024	3-53	28	2314782	6-84	14
2092552	4-15	11	2100710	6-29	3		7-3	1	2314973	2-21	25
2092553	4-15	11	2100927	4-19	2		7-5	2	2787350	6-118	1
2092613	10-15	29	2101708	4-19	1		7-7	2	2795583	6-118	1
	10-17	35	2102226	5-5	17		7-9	9	4000205	8-3	9
2092848	5-5	17		5-7	2		7-13	8	4000256	11-15	
2092888	10-15	26	2102558	1-11	32	2110267	10-13	5	4000257	11-5	3
	10-17	32	2102559	1-11	11	2110791	6-33	2		11-15	6
2095227	10-11	2	2102640	1-107	1		6-33	3	4000258	11-15	10
	10-13	2	2103224	11-37	7		6-33	4	4000330	5-15	20
2095228	10-11	4	2103497	9-13	2		6-35	2	4000690	15-13	13
2095890	5-10		2104068	9-13	1		6-35	3	4001804	5-12	7
2095895	6-39	10	2104069	9-13	2		6-35	4		6-17	3
2096902	1-15	16	2104070	9-13	1		6-35	5	4002394	10-13	6
2096903	1-15	15	2105803	5-15	13	2110792	6-33	4	4002504	1-83	
2098082	6-39	5		5-41	4		6-35	5	4002509	1-83	
	6-41	6		5-45	4	2110793	6-33	3	4003067	11-15	5
2098083	6-39	4	2105959	6-23	1		6-35	3	4003079	1-83	6
	6-41	5		6-125		2110942	6-33	19	4003082	1-67	6
2098086	6-39	4	2105972	2-33	1		6-35	19	4003165	11-5	14
	6-41	4	2107181	6-7	2	2110943	6-33	18	4004045	1-67	2
2098087	6-39	4		6-20	1		6-35	18	4004059	1-67	4
	6-41	4	2107187	5-31	14	2111004	6-13	3	4004060	1-67	3
2098119	1-86	7	2107382	6-39	4		6-15	2	4004062	1-67	10
2098120	1-86	8		6-41	5	2111005	6-13	16	4004063	1-67	11
2098153	1-3	4	2107385	6-39	4		6-15	11	4004065	1-67	1
2098330	1-15	20		6-41	4	2111171	10-5		4004066	1-67	8
2098387	6-39	19	2107386	6-39	4	2111369	11-3	1	4004149	1-65	1
	6-129			6-41	4		11-5	1		1-67	
2098693	11-11		2107524	7-5	1	2111370	11-3	1	4004150	1-65	2
2098694	11-11		2107957	1-11	4		11-5	1	4004151	1-65	6
2098695	11-11		2107958	1-11	1	2111754	15-27	2	4004152	1-65	5
2099393	11-23	20	2107969	1-29	22		15-29	2	4004153	1-65	4
	11-25	6		1-33	17		15-33	2	4004154	1-65	3
	11-27	21		1-42	30		15-35	2	4004155	1-65	7
	11-29	9	2108249	6-33	5	2111755	15-31	2	4004156	1-65	11
2099394	11-23	19	2109163	4-7	18		15-37	2	4004157	1-65	8
	11-25	7	2109665	7-7	1	2111769	6-33	7	4004158	1-65	9
	11-27	20		7-9	8		6-35	7	4004159	1-65	10
	11-29	8		7-11	8	2111770	6-33	17	4004160	1-65	12
2099395	11-25	8	2109869	3-53	32		6-35	17	4004161	1-65	13
	11-27	19		7-3	2	2111799	6-33	6	4004162	1-65	14
	11-29	7		7-11	9		6-35	6	4004163	1-65	15
2099396	11-29	6		7-13	9	2111800	6-33	15	4004165	1-65	22
2099397	11-27	18	2109870	7-3	2		6-35	15	4004166	1-65	19
2099398	11-23	18	2109875	3-53	33	2302899	11-61	2	4004167	1-65	20
2099947	1-29	8		7-3	10	2307400	1-103	1	4004168	1-65	21
	1-33	8		7-5	6	2308541	5-33	6	4004390	11-5	27
	1-41	14		7-7	6	2314223	10-3	1	4004775	1-47	14
2099949	1-33	28		7-9	6		10-5	1	4004776	1-33	22
	1-41	17		7-11	6	2314741	6-83	7		1-42	31

NUMERICAL INDEX (continued)

PART NO.	PAGE	ITEM	PART NO.	PAGE	ITEM	PART NO.	PAGE	ITEM	PART NO.	PAGE	ITEM
	1-47	25	4009733	1-7	38	4016151	7-21	31	4026661	11-3	15
4005010	1-47		4009779	1-75	7	4016152	7-21	15		11-5	23
4005681	2-11	22		1-77	8	4016184	1-7		4026774	7-21	41
4006667	9-15		4009782	1-75	2	4016188	1-7		4027341	1-30	
4006720	9-15			1-77	11	4016370	14-27	15		1-34	
4006721	9-15		4009783	1-75	10	4016652	5-12	5		1-42	
4006722	9-15	22		1-77	4		6-17	4	4027451	1-11	20
4007052	1-47	5	4009902	1-59	12	4016924	1-41	1	4027456	1-11	34
4007132	1-83	2		1-62	42	4016926	1-41	3	4027457	1-11	34
4007133	1-83	1	4009988	1-21	15	4016928	1-41	1	4027764	3-48	2
4007134	1-83	3		1-23	19	4016930	1-41	3		6-85	39
4007135	1-53	3	4009989	1-21	16	4016937	6-87	15	4028127	15-15	9
	1-83	4		1-23	1		6-87	16	4028128	15-15	8
4007138	1-83	10	4009990	1-21	18		6-88	17	4028129	15-15	7
4007139	1-83	8		1-23	2		6-88	18	4028130	15-15	4
4007140	1-83	9	4010287	4-7	15	4017044	1-7		4028131	15-15	11
4007141	1-83	7	4010318	7-21	18	4019019	5-41	9	4028132	15-15	10
4007142	1-83		4010507	7-31	19		5-45	9	4028133	15-15	12
4007143	1-83	11		7-33	19	4020311	7-21	38	4028134	15-15	2
4007144	1-83	12	4011397	1-7	27	4020466	7-21	17	4028135	15-15	3
4007145	1-83	5	4011435	1-7	26	4020467	7-21	16	4028136	15-15	5
4007147	1-83		4011601	1-21	6	4020588	7-19	7	4028137	15-15	1
4007209	1-83		4011602	1-21	11		7-33	42	4028138	15-15	6
4007210	1-83		4011940	6-13	2	4020913	14-28	26	4028633	6-83	12
4007211	1-83			6-15	4	4021015	1-21	17	4028642	9-5	8
4007212	1-83			10-3	20	4021292	4-25	10	4028685	11-3	20
4007213	1-83			10-5	20	4021384	5-29	3	4028686	11-3	24
4007318	1-29	16		10-15	7	4021485	11-12	2	4029051	12-7	13
	1-33	21		10-17	7	4021490	11-12	4		14-15	10
	1-41	19		10-21	6	4021492	11-12	6	4029268	9-19	1
	1-47	24	4013095	1-29	7	4021523	11-12	3	4029269	9-21	1
4007319	1-47	18		1-33	7	4021536	11-12	5	4029270	8-43	1
4007549	1-7	1		1-42		4022958	9-13	3	4029271	8-43	1
4007711	1-7		4013267	14-12	35	4023295	6-84	20	4029455	9-19	1
4007715	1-7		4013268	12-17	6	4023450	9-2	5	4029456	9-21	1
4007888	7-27	3		14-28	24		9-5		4029457	8-43	1
4007889	7-25	19	4013273	12-17	10	4024323	1-77	1	4029458	8-43	1
	7-27	20	4013559	1-75	5	4024324	1-77	3	4029480	9-19	1
4008020	13-19	7		1-77	6	4025054	2-11	12	4029481	9-21	1
4009083	1-21	4	4014340	1-18	2	4025106	7-19	32	4029482	8-43	1
4009084	1-21	5	4014374	10-15	16	4025209	7-19	1	4029483	8-43	1
4009085	1-21	14	4014682	10-3	34	4025274	1-7	13	4029506	5-47	33
4009253	6-125	1		10-5	40	4025477	7-25	2	4029538	5-47	15
4009461	1-21	8	4015021	5-17	4		7-27	2		5-51	21
4009488	15-9	1	4015022	5-17	17	4025478	7-39	3		5-53	15
	15-11	1	4015023	5-17	16	4025479	7-35	3	4029920	5-47	14
4009578	1-81	18	4015888	1-7	1		7-37	3		5-51	22
4009681	1-21	12	4016131	6-87	15	4025617	1-75	4		5-53	14
4009682	1-21	13		6-87	16	4025618	1-75	1	4030287	9-22	1
4009683	1-21	9		6-88	17	4025619	1-75	3	4030289	8-45	1
4009684	1-21	10		6-88	18		1-77	2	4030293	9-22	1
4009731	1-7	38	4016150	7-21	1	4025685	6-84	20	4030295	8-45	1

NUMERICAL INDEX (continued)

PART NO.	PAGE	ITEM	PART NO.	PAGE	ITEM	PART NO.	PAGE	ITEM	PART NO.	PAGE	ITEM
4030299	9-22	2		13-3	11		11-27	22	4041235	14-19	1
4030301	8-45	2		14-3	17	4038258	4-5	1	4041238	14-19	1
4030497	5-10	6	4033414	12-3	6	4038259	2-7	1	4041240	14-19	1
4030503	6-36	13		13-3	12	4038260	4-3	1	4041242	14-19	1
4031146	5-47	11		14-3	16	4038261	3-53	1	4041246	14-19	1
	5-51	25	4033434	1-24		4038263	2-7	1	4041906	3-13	2
	5-53	11	4033435	1-24			4-5	1	4041910	3-13	7
4031370	11-45	9	4033955	15-39	2	4038264	2-5	1	4041911	3-13	8
	11-57	4		15-41	2		2-7	1	4041920	3-13	12
4031371	11-45	9		15-43	2		3-53	1	4041925	3-13	15
	11-57	4	4033957	15-39	2		4-3	1	4041928	3-51	3
4031373	11-47			15-41	2		4-5	1	4041938	3-14	3
4031374	11-45			15-43	2	4038265	2-7	1	4041945	3-41	7
4031375	11-49	14	4033958	15-39	2		3-53	1	4041946	3-30	8
4031377	11-45			15-41	2		4-3	1		3-35	29
4031378	11-45			15-43	2		4-5	1	4041950	3-17	7
4031379	11-45	2	4033960	15-39	2	4038266	2-5	1	4041951	3-17	8
4031380	11-45	8		15-41	2		2-7	1		3-35	3
	11-57	1		15-43	2		3-53	1	4041991	3-29	6
4031381	11-45	5	4034386	5-5	14		4-3	1		3-42	12
	11-52			5-7	15		4-5	1		3-51	19
4031382	11-45	4	4034634	15-51	11	4038267	2-7	1	4041992	3-30	11
	11-51			15-53	7		4-5	1		3-35	31
4031383	11-45	3		15-55		4038423	11-12			3-47	8
	11-49	1	4034635	15-53	7	4038489	11-12		4041997	3-51	6
4031384	11-45	1		15-55		4038672	9-7	1	4042015	3-37	7
	11-47	1	4034828	6-20	13	4038673	9-7	8	4042035	3-14	6
4031469	11-41	3		6-45	13	4038674	9-7	11		3-36	7
	11-52	3		6-45	27	4038675	9-7	13		3-48	8
4031471	11-49	4	4034931	1-105	1	4038676	9-7	16	4042049	3-41	2
4031472	11-49	7	4034932	1-105	2	4038677	9-7	21	4042050	3-19	8
4031473	11-49	12	4034933	1-105	3	4038678	9-7	25	4042056	3-41	20
4031526	11-45	6	4034934	1-105	4	4039364	6-36	13	4042059	3-21	4
	11-55		4034935	1-105	5	4039366	10-21	2		3-35	8
4031653	15-17	3	4034936	1-105	6	4039367	10-21	2		3-43	1
4031769	5-37	18	4034937	1-105	7	4039368	10-21	2	4042067	3-35	27
4031944	1-7	36	4034938	1-105	8	4039369	10-21	2	4042096	3-33	12
4031973	12-3	14	4034939	1-105	9	4039373	10-21	1	4042103	3-33	19
	14-3	10	4034940	1-105	10	4039374	10-21	1	4042108	3-38	6
	14-11	17	4034941	1-105	11	4039375	10-21	1	4042122	3-33	4
4032291	5-47	13	4034942	1-105	12	4039376	10-21	1	4042129	3-33	5
	5-51	23	4035130	1-5	2	4040288	5-41	1	4042130	3-19	11
	5-53	13	4036094	11-49	11		5-45	1	4042131	3-19	10
4032292	5-47	12	4036523	6-73	30	4040480	5-21	4	4042134	3-47	1
	5-53	12	4036586	1-30		4040523	5-37	11	4042155	3-33	18
4032460	1-42			1-34		4040607	1-49	8	4042198	3-33	11
4032461	1-42			1-39			1-51	8	4042233	3-21	3
4032607	5-51	20	4036587	1-30		4041105	14-19	1	4042234	3-21	5
	5-53	33		1-34		4041108	14-19	1	4042321	3-51	2
4032665	14-27	9		1-39		4041112	14-19	1	4042324	3-51	10
	14-27	11	4038135	8-23	4	4041115	14-19	1	4042342	3-17	4
4033412	12-3	7	4038182	11-23	21	4041194	13-20	27		3-30	7

NUMERICAL INDEX (continued)

PART NO.	PAGE	ITEM	PART NO.	PAGE	ITEM	PART NO.	PAGE	ITEM	PART NO.	PAGE	ITEM
4042343	3-13	9	4048781	12-17	5	4052336	8-35	4	4054076	12-5	1
4043082	1-29	6		14-28	21	4052568	14-11	16		12-5	1
	1-33	6	4048782	14-11	11	4053018	2-35	32	4054558	12-7	12
	1-41	6	4048783	14-28	34	4053079	1-29	19		14-16	22
4043334	7-16	8	4048784	14-28	31		1-34	29	4054753	3-45	6
	7-19		4048941	5-47	8		1-42	24		3-47	12
	7-21			5-51	6	4053208	7-25	3	4054757	3-36	5
4043361	7-31	2		5-53	8	4053744	14-3	1	4054932	5-47	7
	7-33	1	4049031	14-12	29		14-3	1		5-51	9
4043573	11-5	23	4049172	14-28	30	4053747	12-3	1		5-53	7
4043636	12-17	9	4049173	14-12	31		12-3	1	4054944	12-5	8
	14-11	5	4049213	14-27	4		14-3	1		14-7	6
	14-28	27	4049218	14-27	6		14-3	1	4054945	12-5	8
4043880	6-83	13	4050091	14-28	22	4053750	14-3	1		14-7	6
4043883	5-21			14-28	32	4053752	12-3	1	4055072	14-12	26
4044163	1-65	16		14-28	35		12-3	1	4055430	14-31	1
4046205	14-23	2	4050421	14-28	18		14-3	1	4055473	14-31	1
4046208	14-23	2	4050817	15-51	4		14-3	1	4055505	14-24	14
4046213	14-23	2		15-53	3	4053755	14-3	1	4055506	14-24	14
4046216	14-23	2	4050851	3-28	7	4053756	14-3	1	4055582	14-11	9
4046235	14-23	1	4050859	3-33	13	4053758	12-3	1		14-15	9
4046238	14-23	1	4050900	3-48	3		12-3	1	4055608	14-27	8
4046243	14-23	1	4050915	3-14	7	4053763	12-3	1	4055634	15-51	10
4046246	14-23	1	4051044	3-41	14		12-3	1		15-53	11
4046265	14-23	2	4051045	3-41	15	4053789	5-25	1	4055683	14-27	1
4046268	14-23	2	4051053	3-36	4	4053806	14-7	1	4055800	14-27	10
4046271	14-23	2	4051074	14-11	15		14-7	1	4056125	14-27	12
4046273	14-23	2	4051079	12-3	15	4053809	14-7	1	4056126	14-27	13
4046278	14-23	2		14-3	11		14-7	1	4056718	14-27	5
4046305	14-23	1	4051083	3-14	4	4053811	14-7	1	4056820	3-11	3
4046308	14-23	1	4051290	12-17	3	4053813	14-7	1	4056821	3-11	1
4046311	14-23	1		14-28	28		14-7	1	4056823	3-11	16
4046313	14-23	1	4051293	12-17	7	4053816	14-7	1	4057285	3-53	21
4046318	14-23	1		14-28	50	4053817	14-7	1	4057302	3-5	13
4046434	15-41	1	4051346	1-5	1	4053838	14-9	1		3-7	13
4046468	15-41	1	4051347	1-5	1	4053840	14-9	1	4057313	14-11	23
4046492	1-39	12	4051418	2-9	2	4053841	14-9	1	4057611	14-12	24
	1-42			2-11	2		14-9	1	4057777	14-28	40
4046499	12-5	8		3-5	19	4053842	14-9	1	4058915	12-17	4
	14-7	6		3-7	19		14-9	1	4058916	12-7	1
4046548	14-12	28		4-7	2	4053845	14-9	1	4058930	12-17	12
4046933	6-19		4051434	5-51	29	4053846	14-9	1	4058935	12-17	13
4047385	8-25	8		5-53	37	4053849	14-9	1	4059830	12-17	15
	8-37	8	4051460	14-27	14	4053949	10-3	32	4059843	14-12	
4047664	6-62	55	4051885	14-28	33		10-5	38	4060157	1-67	7
	6-74	55	4051924	5-35	3		10-15	12	4060226	3-11	2
4047669	6-36	12		5-37	22		10-17	12	4060492	15-19	11
	6-60	21	4051938	5-37		4054062	12-5	1		15-21	11
	6-72	21	4052151	6-61	37		12-5	1		15-23	11
4048508	12-5	8		6-73	37	4054067	12-5	1		15-24	7
	14-7	6	4052234	6-36	1		12-5	1	4060493	15-19	11
4048778	14-28	36	4052261	14-12	29	4054072	12-5	1		15-21	11

NUMERICAL INDEX (continued)

PART NO.	PAGE	ITEM	PART NO.	PAGE	ITEM	PART NO.	PAGE	ITEM	PART NO.	PAGE	ITEM
	15-23	11	4067017	15-27	1	4074130			4087334	11-31	5
	15-24	7		15-29	1	4074131				11-41	1
4060737	6-62	54		15-31	1	4074132			4087335	11-31	6
	6-62	56		15-33	1	4074136				11-41	1
	6-74	54		15-35	1	4074137			4088044	11-39	17
	6-74	56		15-37	1	4074138			4088045	11-39	19
4061309	14-27	7	4067493	5-15	7	4074142				11-41	7
4061318	15-51	7		5-51	1	4074143			4088047	11-31	4
	15-53	10	4067495	5-15	7	4074144				11-39	
4061319	15-51	8		5-53	1	4074151			4089169	5-41	2
	15-53	9	4068193	4-15	1	4074152				5-45	2
4061320	8-9	27	4068194	4-21	5	4074153			4090206		
4061321	8-9	16	4068195	4-11	10	4074154			4090207		
4062954	13-3	1	4068196	4-11	40	4074155			4090208		
	13-3	1	4068197	4-27	1	4074156			4090221		
4063703	15-55	7	4068198	4-27	2	4074625	6-83	14	4090222		
4063717	15-55	9	4068199	4-27	1	4074907	6-84	21	4090223		
	15-55	22	4068200	4-27	2	4074909	6-83	8	4090236		
4063718	15-55	23	4068201	4-31	4	4077726	6-11	13	4090237		
4064158	3-5	14	4068202	4-29	7	4077730	7-29	9	4090238		
	3-7	14	4068203	4-25			7-31		4090248		
4064288	5-39	4		5-29	1		7-33		4090249		
	5-42	4	4068363	4-12		4077917	4-3	24	4090250		
4064560	13-20	28		4-15			4-5	24	4092596	1-93	
4064606	12-9	1		4-17		4078018	11-34	9	4092597	1-97	
4064611	12-9	1		4-19			11-37	8		1-99	
4064616	12-9	1		4-21		4078122	5-9	5	4092598	1-94	
4064621	12-13	1		4-29		4078617	6-43	12	4092599	1-89	
4064635	12-9	1		4-31		4078834	6-43	13		1-91	
4064636	12-9	1		5-29		4078947	6-20	10	4093654	14-28	49
4064640	12-9	1	4069407	14-3	12		6-45	24	4093656	12-17	19
4064645	12-13	1		14-12	34	4079256	3-53	35	4093657	12-17	18
4064650	12-13	1	4069504	5-9	8		7-9	1	4096797	3-13	1
4064677	11-21	6	4070545	1-61	29		7-11	1	4096798	3-13	3
4065020	3-9	1	4072704	12-3	17		7-13	1	4096799	3-13	4
4065021	3-9	2		14-3	8	4079563	11-34	1	4096801	3-13	5
4065036	15-55	25		14-11	19	4081768	14-28	25	4096802	3-13	6
4065167	14-15	15	4072717	12-3	17	4082001	14-29	61	4096803	3-14	1
4065168	14-15	13		14-3	8	4082846	12-3	16	4096804	3-14	2
4065173	12-21	1		14-11	19	4084441	15-55	26	4096805	3-14	5
4065188	15-39	1	4073332	8-29	1	4084719	14-29	60	4096806	3-13	10
4065200	12-21	1	4073333	8-29	8	4084720	14-28	59		3-51	4
4065214	15-39	1	4073334	8-29	15	4084721	14-28	59	4096807	3-13	11
4066055	1-85	8	4073335	8-29	16	4084722	14-29	60	4096808	3-17	1
4066964	1-63	6	4073346	8-31	6	4084991	15-55	10	4096809	3-13	13
4066965	1-63		4073347	8-31	6	4084993	15-55	3	4096810	3-13	16
4066966	1-63	5	4073348	8-31	6	4085524	7-16	3	4096811	3-13	17
4066967	1-63	7	4073349	8-31	6		7-29	3	4096812	3-17	2
4066968	1-63	4	4073365	8-37	10	4085712	3-53	3	4096813	3-17	3
4066969	1-63	4	4074118			4085979	11-34	5		3-30	6
4066970	1-63	4	4074119				11-37	5	4096814	3-17	5
4066971	1-63	4	4074120			4086521	14-28	42	4096815	3-17	6

NUMERICAL INDEX (continued)

PART NO.	PAGE	ITEM	PART NO.	PAGE	ITEM	PART NO.	PAGE	ITEM	PART NO.	PAGE	ITEM
4096816	3-17	9	4096889	3-25	5	4097188	3-27	37	4097469	3-41	12
4096817	3-17	10	4096890	3-25	6	4097189	3-27	43	4097470	3-41	13
4096818	3-17	11	4096891	3-25	7	4097190	3-27	34	4097471	3-41	16
4096819	3-17	12	4096892	3-25	8	4097191	3-27	40	4097472	3-41	17
4096820	3-17	13		3-42	8	4097192	3-27	46	4097473	3-41	18
4096821	3-17	16	4096893	3-25	9	4097193	3-27	35	4097474	3-41	19
4096822	3-17	15	4096894	3-25	10	4097194	3-27	41	4097475	3-41	21
4096823	3-17	14	4096895	3-25	13	4097195	3-27	47	4097477	3-42	2
4096824	3-17	17	4096896	3-25	16	4097196	3-27	29	4097478	3-42	3
4096825	3-17	18	4096897	3-25	19	4097197	3-27	30	4097480	3-42	5
4096826	3-17	19	4096898	3-25		4097198	3-27	36	4097483	3-42	9
4096828	3-51	5		3-27	39	4097199	3-27	42	4097484	3-43	2
4096829	3-51	7	4096899	3-25		4097200	3-27	1	4097485	3-33	1
4096830	3-51	8		3-27	45	4097201	3-27	7	4097486	3-33	2
4096831	3-51	9	4096900	3-47	2	4097202	3-28	1	4097487	3-33	3
4096832	3-51	11	4096901	3-47	3	4097203	3-28	2	4097488	3-33	6
4096833	3-51	12	4096902	3-47	5	4097204	3-28	3	4097489	3-33	7
4096834	3-51	13	4096903	3-47	6	4097205	3-28	4	4097490	3-33	8
4096835	3-51	14	4096904	3-47	7	4097206	3-28	5	4097491	3-33	9
4096838	3-51	16	4096905	3-47	9	4097207	3-28	6	4097492	3-33	10
4096840	3-51	18	4096906	3-47	11	4097208	3-29	1	4097493	3-33	14
4096841	3-51	20	4096907	3-47	10	4097209	3-29	2	4097494	3-33	16
4096842	3-19	1	4096908	3-47	13	4097210	3-29	3	4097495	3-33	17
4096843	3-19	2	4096909	3-27	2	4097211	3-29	4	4097496	3-35	1
4096844	3-19	3	4096910	3-27	8	4097212	3-29	5	4097497	3-35	2
4096845	3-19	4	4096911	3-27	3	4097213	3-30	1	4097498	3-35	4
4096870	3-19	7	4096912	3-27	9	4097214	3-30	2	4097499	3-35	5
4096871	3-19	6	4096913	3-27	4	4097215	3-30	3	4097500	3-35	6
4096872	3-19	5		3-27	10	4097216	3-30	4	4097501	3-35	7
4096873	3-19	9	4096914	3-27	5	4097217	3-30	5	4097551	5-31	1
4096874	3-20	1		3-27	11	4097218	3-30	9	4097614	3-35	10
4096875	3-20	2	4096915	3-27	13	4097219	3-30	10		5-38	2
4096876	3-20	3	4096916	3-27	6	4097220	3-38	1	4097615	3-35	11
4096877	3-21	1		3-27	12	4097221	3-38	2		5-38	3
4096878	3-21	2		3-27	14	4097452	3-38	3	4097616	3-35	12
4096879	3-22	1	4097172	3-27	15	4097453	3-38	4		5-38	4
4096880	3-22	2	4097173	3-27	16	4097454	3-38	5	4097617	3-35	13
4096881	3-22	3		3-27	32	4097455	3-38	8		5-38	5
4096882	3-22	4	4097174	3-27	38	4097456	3-38	9	4097618	3-35	14
4096883	3-22	5	4097175	3-27	44	4097458	3-38	11		5-38	6
4096884	3-22	6	4097176	3-27	17	4097459	3-38	7	4097620	3-35	16
4096885	3-25	1	4097177	3-27	20	4097460	3-41	1		5-38	8
4096886	3-25	2	4097178	3-27	19	4097461	3-41	3	4097621	3-35	17
	3-25	11	4097179	3-27	21	4097462	3-41	4		5-38	9
	3-25	14	4097180	3-27	22	4097463	3-41	5	4097622	3-35	18
	3-25	17	4097181	3-27	23	4097464	3-41	6		5-38	10
4096887	3-25	3	4097182	3-27	24	4097465	3-41	8	4097623	3-35	19
	3-25	12	4097183	3-27	25	4097466	3-41	9		5-38	11
	3-25	15	4097184	3-27	26		3-42	11	4097624	3-35	20
	3-25	18	4097185	3-27	27	4097467	3-33	15		5-38	12
	3-27	33	4097186	3-27	28		3-41	10	4097625	3-35	21
4096888	3-25	4	4097187	3-27	31		3-42	10		5-38	13

NUMERICAL INDEX (continued)

PART NO.	PAGE	ITEM	PART NO.	PAGE	ITEM	PART NO.	PAGE	ITEM	PART NO.	PAGE	ITEM
4097626	3-35	22	4101041	11-37	1		1-99	4	4113407	7-33	32
	5-38	14	4101477	1-93		4108725	1-89	3	4116826	1-97	36
4097627	3-35	23	4101675	2-13	8	4108726	1-89	11		1-99	3
	5-38	15	4101858	3-33	6	4108727	1-89	14	4116835	1-91	15
4097628	3-35	24	4102141	5-15	7	4108728	1-89	15	4601093	6-33	1
	5-38	16		5-47	1	4108729	1-89	16	4601094	6-35	1
4097629	3-35	25	4102512	6-11	34	4108730	1-89	13	4601096	6-35	1
	5-38	17	4103431	3-53	16	4108731	1-89	12	4601097	6-33	1
4097630	3-35	26	4104388	8-29	4		1-97	18	4601098	6-35	1
4097631	3-35	28	4104389	8-29	11	4108732	1-97	16	4601099	6-33	1
4097632	3-35	30	4104395	8-35	7		1-99	2	4601100	6-35	1
4097690	3-35	32	4104405	8-35	12	4108733	1-91	5	4601101	6-33	1
4097694	3-36	2	4104893	6-45	38	4108734	1-91	4	4601102	6-35	1
4097695	3-36	1	4108691	1-94	1	4108735	1-91	3	4601103	6-33	1
4097696	3-36	3	4108692	1-94	2		1-97	11	4601104	6-35	1
4097697	3-36	6	4108693	1-94	3	4108736	1-91	2	4601105	6-33	1
4097698	3-37	1	4108694	1-94	4	4108737	1-91	1	4601106	6-35	1
4097699	3-37	2	4108695	1-94	5	4108738	1-89	8	4601107	6-33	1
	3-37	3	4108696	1-93	1	4108739	1-91	6	4601108	6-35	1
4097701	3-37	4	4108697	1-93	2	4108740	1-97	27	4601120	6-33	16
4097702	3-37	5	4108698	1-93	3	4108741	1-97	28		6-35	16
4097705	3-48	4	4108699	1-93	4	4108742	1-97	31	4601265	6-33	1
4097706	3-48	5	4108700	1-93	9	4108743	1-97	14	4601499	1-29	
4097707	3-48	6	4108701	1-93	10	4108744	1-97	17		1-34	
4097708	3-48	7		1-97	9	4108745	1-97	13	4602843	6-43	19
4097871	3-45	2	4108702	1-93	11	4108746	1-97	15		6-45	34
4097872	3-45	3	4108703	1-93	7	4108747	1-97	1		6-118	
4097873	3-45	4	4108704	1-93	6	4108748	1-97	2	4602928	4-7	10
4097874	3-45	5	4108705	1-93	5	4108749	1-97	30	4603280	6-15	1
4097889	3-51	1	4108706	1-93	8	4108750	1-97	34		6-99	
4097890	3-51	15	4108708	1-91	12	4108751	1-97	35	4603281	6-13	1
4097891	3-51	17	4108709	1-89	6	4108752	1-97	33		6-107	
4097916	3-38	10		1-91	7	4108753	1-97	10	4603282	6-13	1
4097917	3-41	11		1-97	26	4108754	1-97	8		6-103	
4097918	3-42	1	4108710	1-91	10	4108755	1-97	7	4603283	6-15	1
4097919	3-42	4	4108711	1-91	9	4108756	1-97	6		6-95	
4097920	3-42	6	4108712	1-91	8	4108757	1-97	5	4603382	1-29	
4097921	3-42	7	4108713	1-91	11	4108758	1-97	12		1-33	
4097923	3-37	6	4108714	1-91	14	4108759	1-97	3	4603383	1-29	
4097936	3-45	1	4108715	1-91	13	4108760	1-97	4		1-33	
4098513	10-7	3	4108716	1-89	1	4108761	1-97	24	4603384	1-29	
4098976	3-5	7	4108717	1-89	2	4108762	1-97	25		1-33	
	3-7	7	4108718	1-89	10	4108763	1-97	29	4603385	1-29	
4098977	3-5	6		1-97	22	4108764	1-97	32		1-33	
	3-7	6	4108719	1-89	17	4108765	1-97	23	4603439	6-33	6
4099352	5-41	8	4108720	1-89	18	4108766	1-97	19		6-35	6
	5-45	8	4108721	1-89	9	4108767	1-97	21	4603492	1-47	27
4099377	6-36	8		1-97	20	4108768	1-99	1	4603493	1-47	29
4099378	6-36	9	4108722	1-89	7	4108769	1-99	6	4603552	4-3	1
	6-45	28	4108723	1-89	5	4111124	3-35	15	4603553	2-7	1
4100401	11-34	15		1-99	5		5-38	7	4603554	4-5	1
	11-37	10	4108724	1-89	4	4112651	1-99	7	4603912	11-5	25

NUMERICAL INDEX (continued)

PART NO.	PAGE	ITEM	PART NO.	PAGE	ITEM	PART NO.	PAGE	ITEM	PART NO.	PAGE	ITEM
4603913	11-6	45		15-41	3	4613676	11-45		4620357	6-11	16
4604072	11-12	1		15-43	3	4614480	1-41			6-47	
4604073	11-12	1	4611578	10-21	7	4614481	1-41		4620425	6-36	10
4604147	11-17	6	4611791	9-3	5	4614516	6-83	3	4620536	4-9	1
4604580	11-5	17		9-7			6-83	4	4620796	4-11	
4604594	6-30	1	4611861	11-3	23		6-83	5		4-15	
4604595	6-30	6	4611880	15-39			6-83	6		4-17	
4604617	4-7	15		15-41		4614652	11-5	16		4-19	
4604778	11-45			15-43		4614678	7-19	17		4-21	
4604779	11-45			15-51	11	4614847	6-83	11		4-25	
4604910	11-5	19		15-53	7	4614848	6-83	11		4-27	
4605072	6-15	10		15-55		4615847	12-9	4		4-29	
	6-113		4611882	15-39			14-19	4		4-31	
4605073	6-15	10		15-41		4615848	12-9	4		5-27	
	6-117			15-43			14-19	4		5-29	
4605234	11-45			15-51	11	4615883	14-19		4621631	14-31	
4605235	11-45			15-53	7	4615886	14-19		4621636	15-41	
4605336	6-33	10		15-55		4615890	14-19		4621637	14-31	
	6-35	10	4611913	15-51	1	4615905	14-19		4621641	15-41	
4605337	6-33	14		15-53	6	4615907	14-19		4621731	5-25	13
	6-35	14	4612085	11-3	23	4615909	14-19		4622150	14-28	17
4605854	6-87		4612127	15-46	2	4615913	14-19		4622266	15-53	6
4605946	11-3	18	4612128	15-46	1	4615964	5-35	3	4622454	3-53	24
4605974	11-3	14	4612129	15-46	1		5-37	22	4623077	14-3	
4606169	2-3	1	4612130	15-46	2	4616333	5-12	8		14-7	
4606206	3-53	1	4612188	10-13	9	4616882	11-6	43		14-11	
4606207	10-11	7	4612321	1-103	8	4617313	2-9	7		14-15	
4606301	11-17	6	4612595	2-9	1	4617767	5-25	12	4623081	14-3	
4606302	11-17	12		4-7	8	4617798	15-41			14-7	
4606303	11-17	13	4612836	6-83	7	4617799	15-41			14-9	
4606305	15-27	9	4612945	5-5	15	4617958	14-23			14-11	
	15-29	9		5-7	1	4617962	14-23			14-15	
	15-31	9		5-10		4617967	14-23		4623082	14-9	
	15-33	9	4612978	6-83	3	4617970	14-23		4623083	14-3	
	15-35	9		6-83	4	4618054	14-23			14-7	
	15-37	9		6-83	5	4618057	14-23			14-11	
4606331	11-5	16		6-83	6	4618060	14-23			14-15	
4606333	11-5	25	4612988	6-83	3	4618062	14-23		4623085	14-3	
4606334	11-6	45		6-83	4	4618067	14-23			14-7	
4606421	2-5	1		6-83	5	4618615	3-53	20		14-11	
4607291	5-7	6		6-83	6	4618898	2-27	21		14-15	
4607510	5-7	5	4613003	2-9	11	4619094	5-15	5	4623086	14-9	
4607511	5-7	7	4613004	4-7	10		5-51	28	4623089	14-3	
4607793	10-13	13	4613008	6-83	11		5-53	36		14-7	
4608005	9-11		4613009	6-83	11	4619095	5-15	6		14-9	
	11-45	12	4613138	6-84	14		5-51	32		14-11	
4608080	11-12	1	4613340	11-6	41	4619574	5-15	6		14-15	
4609405	11-6	39	4613341	8-9	15		5-53	34	4623097	14-3	
4609701	6-121		4613342	11-6	43	4620151	12-7	7		14-7	
4611248	5-3	14	4613673	11-45			14-15	11		14-9	
	5-10		4613674	11-45		4620152	12-7	8		14-11	
4611363	15-39	6	4613675	11-45			14-15	12		14-15	

NUMERICAL INDEX (continued)

PART NO.	PAGE	ITEM	PART NO.	PAGE	ITEM	PART NO.	PAGE	ITEM	PART NO.	PAGE	ITEM
4623100	14-9		4624140	14-28	56		8-17		4625586	12-21	
4623101	14-3			14-28	56		8-19		4625591	15-39	
	14-7		4624143	14-28	56		8-20		4625592	15-39	
	14-9		4624144	14-28	56		8-23		4625594	12-21	
	14-11		4624153	14-28	57		8-25		4625598	15-39	
	14-15			14-28	57	4624516	8-13	1	4625600	15-39	
4623102	14-9		4624156	14-28	57		8-15		4626064	4-11	
4623105	14-3			14-28	57		8-17			4-15	
	14-7		4624158	14-28	57		8-19			4-17	
	14-9		4624160	14-28	57		8-20			4-19	
	14-11			14-28	57		8-23			4-21	
	14-15		4624163	14-28	57		8-25			4-25	
4623108	14-3		4624164	14-28	57	4624524	15-23	3		4-27	
	14-7		4624173	14-28	55		15-24	2		4-29	
	14-11			14-28	55	4624525	15-23	1		4-31	
	14-15		4624176	14-28	55		15-24	1		5-27	
4623611	14-11	4		14-28	55	4624526	15-23	4		5-29	
	14-11	4	4624178	14-28	55		15-24	2	4626066	4-11	
4623614	14-11	4	4624180	14-28	55	4624527	15-23	2		4-15	
	14-11	4		14-28	55		15-24	1		4-17	
4623616	14-11	4	4624183	14-28	55	4624667	13-3			4-19	
4623618	14-11	4	4624184	14-28	55		13-5			4-21	
	14-11	4	4624213	14-28	58		13-13			4-25	
4623621	14-11	4		14-28	58	4624725	13-3			4-27	
4623622	14-11	4	4624216	14-28	58		13-5			4-29	
4623647	5-9	15		14-28	58		13-13			4-31	
4623973	12-10		4624218	14-28	58	4624924	11-18	29		5-27	
	14-20		4624290	8-3	7		11-21	1		5-29	
4623974	12-10			8-5		4624925	11-18	27	4626238	15-35	11
	14-20			8-7			11-18	28	4626239	15-35	12
4623988	15-45	1		8-9			11-21	3	4626472	15-27	11
4623989	15-45	2	4624291	8-3	7	4624926	11-18	30		15-31	11
4623990	15-45	1		8-5			11-21	9		15-33	11
4623991	15-45	2		8-7		4624930	11-17	18		15-37	11
4624100	14-28	58		8-9		4624999	5-41	1	4626473	15-27	12
	14-28	58	4624501	15-23	7		5-45	1		15-31	12
4624103	14-28	58		15-24	5	4625186	5-39	1		15-33	12
4624104	14-28	58	4624502	15-23	9		5-42	1		15-37	12
4624113	14-28	54		15-24	6	4625259	5-39	3	4626474	15-37	16
	14-28	54	4624503	15-23	8		5-42	3	4626475	15-37	17
4624116	14-28	54		15-24	5	4625301	3-53	26	4626477	15-27	8
	14-28	54	4624504	15-23	10	4625308	12-9			15-29	8
4624118	14-28	54		15-24	6	4625313	12-9			15-31	8
4624120	14-28	54	4624514	8-13	1	4625318	12-9			15-33	8
	14-28	54		8-15		4625330	12-13			15-35	8
4624123	14-28	54		8-17		4625339	12-9			15-37	8
4624124	14-28	54		8-19		4625344	12-9		4626524	7-33	38
4624133	14-28	56		8-20		4625349	12-13		4626625	15-44	1
	14-28	56		8-23		4625354	12-13		4626626	15-44	2
4624136	14-28	56		8-25		4625463	12-13	4	4626640	5-9	4
	14-28	56	4624515	8-13	1	4625474	12-14		4626768	15-51	2
4624138	14-28	56		8-15		4625475	12-14		4626769	15-51	3

NUMERICAL INDEX (continued)

PART NO.	PAGE	ITEM	PART NO.	PAGE	ITEM	PART NO.	PAGE	ITEM	PART NO.	PAGE	ITEM
4626772	15-51	2		15-21	10		6-43	1		8-29	
4626773	15-51	3	4628206	15-19	7		6-45	37		8-31	
4626786	11-31	1		15-21	7		6-83			8-33	
4627956	12-3		4628207	15-19	8	4629051	6-43	20		8-34	
	12-5			15-21	8		6-45	29		8-35	
4627961	12-3		4628268	15-31	17	4629069	11-23	25		8-37	
	12-5		4628269	15-31	16		11-25	16	4633065	8-27	1
4627966	12-3		4628430	15-29	11		11-31			8-29	
	12-5		4628431	15-29	12	4629071	11-27	26		8-31	
4627970	12-3		4628517	5-9	12		11-29	17		8-33	
	12-5		4628651	3-13			11-31			8-34	
4627975	12-3			3-14		4629073	11-23	25		8-35	
	12-5			3-17			11-25	16		8-37	
4627980	12-3			3-19			11-31		4633728	5-31	13
	12-5			3-20		4629075	11-27	26	4633850	15-53	1
4627985	12-3			3-21			11-29	17	4633851	15-53	2
	12-5			3-22			11-31		4633852	15-53	1
4627989	12-3			3-25		4629077	11-31	1	4633853	15-53	2
	12-5			3-27		4629078	11-31	1	4633941	3-53	27
4628135	12-17	1		3-28		4629079	11-31	1	4634086	3-5	2
	12-17	1		3-29		4629784	6-11	16	4634455	11-34	11
4628136	12-17	1		3-30			6-59		4634477	11-37	9
4628140	12-17	1		3-33		4630231	6-11	16	4634478	11-37	12
	12-17	1		3-35			6-71		4634485	5-37	3
4628145	12-17	1		3-36		4630267	11-34	3	4634489	6-45	15
	12-17	1		3-37			11-37	2	4634490	6-45	15
4628149	12-17	1		3-38		4630278	5-41	19	4634955	6-11	33
	12-17	1		3-41			5-45	20	4635042	5-15	5
4628200	15-19	5		3-42		4630350	11-34	12		5-47	48
	15-21	5		3-45		4630373	14-19		4635043	5-15	6
4628201	15-19	6		3-47		4630381	14-19			5-47	46
	15-21	6		5-38		4630631	3-11	14	4635076	5-15	8
4628202	15-19	1	4628717	5-39	2	4630920	5-9	2	4635077	5-15	12
	15-21	1		5-42	2	4630953	5-41	10	4635221	6-11	16
4628203	15-19	2	4628917	6-20	2		5-45	10		6-53	
	15-21	2		6-45	16	4631126	6-119		4635258	6-11	16
4628204	15-19	9	4628918	1-85	1	4631193	5-41	6		6-77	
	15-21	9	4628919	1-85	2		5-45	6	4635288	6-11	16
4628205	15-19	10	4629050	3-48	1	4633063	8-27	1		6-65	

